

# Next-to-leading-order QCD corrections to the decay of $Z$ boson into $\chi_c(\chi_b)$

Zhan Sun<sup>1\*</sup> and Hong-Fei Zhang<sup>2†</sup>

<sup>1</sup> *Department of Physics, Guizhou Minzu University,  
Guiyang 550025, People's Republic of China.*

<sup>2</sup> *College of Big Data Statistics, Guizhou University of Finance and Economics, Guiyang, 550025, China.*

(Dated: May 8, 2019)

## Abstract

Based on the framework of nonrelativistic quantum chromodynamics, we carry out next-to-leading-order (NLO) QCD corrections to the decay of  $Z$  boson into  $\chi_c$  and  $\chi_b$ , respectively. The branching ratio of  $Z \rightarrow \chi_c(\chi_b) + X$  is about  $10^{-5}(10^{-6})$ . For the color-singlet (CS)  $^3P_J^{[1]}$  state, the heavy quark-antiquark pair associated process serves as the leading role. However the process of  $Z \rightarrow Q\bar{Q}[^3P_J^{[1]}] + g + g$  can also provide non-negligible contributions, especially for the  $\chi_b$  cases. In the case of the color-octet (CO)  $^3S_1^{[8]}$  state, the single-gluon-fragmentation diagrams that first appear at the NLO level can significantly enhance the leading-order results. Consequently the CO contributions account for a large proportion of the total decay widths. Moreover, including the CO contributions will thoroughly change the CS predictions on the ratios of  $\Gamma_{\chi_{c1}}/\Gamma_{\chi_{c0}}$ ,  $\Gamma_{\chi_{c2}}/\Gamma_{\chi_{c0}}$ ,  $\Gamma_{\chi_{b1}}/\Gamma_{\chi_{b0}}$ , and  $\Gamma_{\chi_{b2}}/\Gamma_{\chi_{b0}}$ , which can be regarded as an outstanding probe to distinguish between the CO and CS mechanism. Summing over all the feeddown contributions from  $\chi_c$  and  $\chi_b$ , respectively, we find  $\Gamma(Z \rightarrow J/\psi + X)|_{\chi_c\text{-feeddown}} = (0.28 - 2.4) \times 10^{-5}$  and  $\Gamma(Z \rightarrow \Upsilon(1S) + X)|_{\chi_b\text{-feeddown}} = (0.15 - 0.49) \times 10^{-6}$ .

PACS numbers: 12.38.Bx, 12.39.Jh, 13.38.Dg, 14.40.Pq

---

\*Electronic address: zhansun@cqu.edu.cn

†Electronic address: hfzhang@ihep.ac.cn

## I. INTRODUCTION

As one of the most successful theories describing the production of heavy quarkonium, nonrelativistic quantum chromodynamics (NRQCD) [1] has proved its validity in many processes [2–13]. Despite these successes, NRQCD still faces some challenges. For example the NRQCD predictions significantly overshoot the measured total cross section of  $e^+e^- \rightarrow J/\psi + X_{\text{non-}c\bar{c}}$  released from the *BABAR* and Belle collaborations [14]. In addition, the polarization puzzle of the hadroproduced  $J/\psi$  ( $\psi(2S)$ ) is still under debate [15–17]. One key factor responsible for these problems is that there are three long distance matrix elements (LDMEs) to be determined, which will bring about difficulties in drawing a definite conclusion.

In comparison with  $J/\psi$ ,  $\chi_c$  has its own advantages. First, within the NRQCD framework, in the expansion of  $v$  (the typical relative velocity of quark and antiquark in quarkonium) we have

$$|\chi_{QJ}\rangle = \mathcal{O}(1)|Q\bar{Q}[{}^3P_J^{[1]}]\rangle + \mathcal{O}(v)|Q\bar{Q}[{}^3S_1^{[8]}]g\rangle + \dots \quad (1)$$

${}^3S_1^{[8]}$  is the unique color-octet (CO) state involved at the leading-order (LO) accuracy in  $v$ . From this point of view,  $\chi_c$  is more “clean” comparing to  $J/\psi$ . In the second place, since the branching ratio of  $\chi_c \rightarrow J/\psi + \gamma$  is sizeable, the  $\chi_c$  feeddown may have a significant effect on the yield and/or polarization of  $J/\psi$ . For instance including the  $\chi_c$  feeddown will obviously make the polarization trend of the hadroproduced  $J/\psi$  more transverse. On the experiment side,  $\chi_c$  can be easily detected by hunting the ideal decay process,  $\chi_c \rightarrow J/\psi \rightarrow \mu^+\mu^-$ . In conclusion,  $\chi_c$  is beneficial for studying heavy quarkonium, deserving a separate investigation.

In the past few years, there have been a number of literatures concerning the studies of the  $\chi_c$  and  $\chi_b$  productions [3–5, 8, 18–22]. Ma *et al.* [23] for the first time accomplished the next-to-leading-order (NLO) QCD corrections to the  $\chi_c$  hadroproductions. Later on Zhang *et al.* [24] carried out a global analysis of the copious experimental data on the  $\chi_c$  hadroproduction and pointed out that almost all the existing measurements can be reproduced by the NLO predictions based on NRQCD. To further check the validity and universality of the  $\chi_c$  related LDMEs, it is indispensable to utilize them in other processes.

Considering that copious  $Z$  boson events can be produced at LHC, the axial vector part of the  $Z$ -vertex allows for a wider variety of processes, and the relative large mass of  $Z$  boson

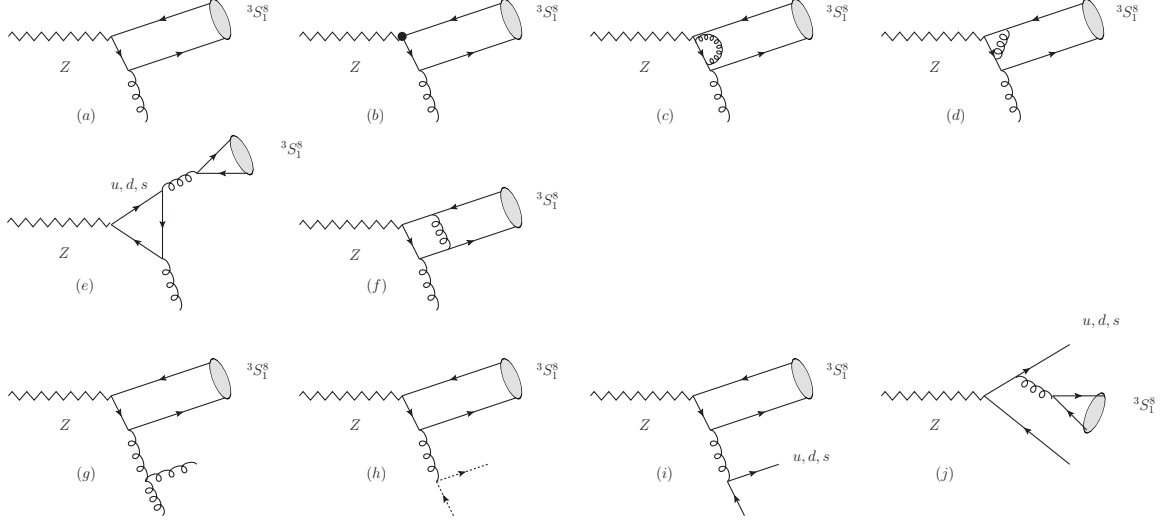


FIG. 1: Some simple Feynman diagrams for the NLO processes of  $^3S_1^{[8]}$ .

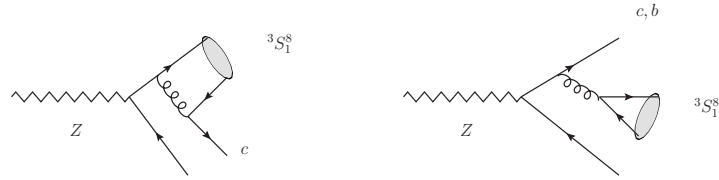


FIG. 2: Some simple Feynman diagrams for the NLO\* processes of  $^3S_1^{[8]}$ .

can make the perturbative calculations more reliable, we will for the first time perform a systematic study on the decay of  $Z$  boson into  $\chi_c$  within the framework of NRQCD. Due to the larger mass of the  $b\bar{b}$  mesons, the typical coupling constant and relative velocity of bottomonium are smaller than those of charmonium, subsequently leading to better convergent results over the expansion in  $\alpha_s$  and  $v^2$  than the charmonium cases. Thus, in this article, the  $\chi_b$  productions via  $Z$  boson decay will also be systematically investigated.

The rest of the paper is organized as follows: In Sec. II, we give a description on the calculation formalism. In Sec. III, the phenomenological results and discussions are presented. Section IV is reserved as a summary.

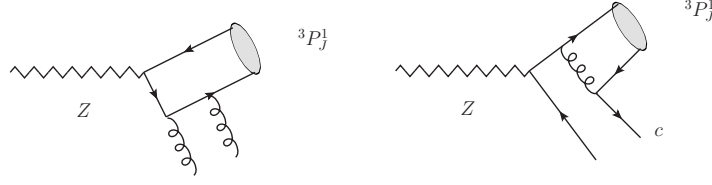


FIG. 3: Some simple Feynman diagrams for the processes of  ${}^3P_J^{[1]}$ , including  $Z \rightarrow c\bar{c}[{}^3P_J^{[1]}] + g + g$  and  $Z \rightarrow c\bar{c}[{}^3P_J^{[1]}] + c + \bar{c}$ .

## II. CALCULATION FORMALISM

Within the NRQCD framework, the decay width of  $Z \rightarrow \chi_c(\chi_b) + X$  can be written as:

$$d\Gamma = \sum_n d\hat{\Gamma}_n \langle \mathcal{O}^H(n) \rangle, \quad (2)$$

where  $d\hat{\Gamma}_n$  is the perturbative calculable short distance coefficients, representing the production of a configuration of the  $Q\bar{Q}$  intermediate state with a quantum number  $n({}^{2S+1}L_J^{[1,8]})$ .  $\langle \mathcal{O}^H(n) \rangle$  is the universal nonperturbative LDME. According to NRQCD, for  $\chi_c$  and  $\chi_b$  related processes, only two states should be taken into considerations at LO accuracy in  $v$ , namely  ${}^3S_1^{[8]}$  and  ${}^3P_J^{[1]}$ . Taking  $\chi_c$  as an example, up to  $\alpha\alpha_s^2$  order, for  $n = {}^3S_1^{[8]}$  we have

$$\begin{aligned} \text{LO : } Z &\rightarrow c\bar{c}[{}^3S_1^{[8]}] + g, \\ \text{NLO : } Z &\rightarrow c\bar{c}[{}^3S_1^{[8]}] + g \text{ (virtual),} \\ &Z \rightarrow c\bar{c}[{}^3S_1^{[8]}] + g + g, \\ &Z \rightarrow c\bar{c}[{}^3S_1^{[8]}] + u_g + \bar{u}_g \text{ (ghost),} \\ &Z \rightarrow c\bar{c}[{}^3S_1^{[8]}] + u + \bar{u}, \\ &Z \rightarrow c\bar{c}[{}^3S_1^{[8]}] + d(s) + \bar{d}(\bar{s}), \\ \text{NLO* : } Z &\rightarrow c\bar{c}[{}^3S_1^{[8]}] + c + \bar{c}, \\ &Z \rightarrow c\bar{c}[{}^3S_1^{[8]}] + b + \bar{b}. \end{aligned} \quad (3)$$

The label “NLO\*” represents the heavy quark-antiquark pair associated processes, which are free of divergence. In the case of  $n = {}^3P_J^{[1]}$ , there are two involved channels as listed below:

$$\begin{aligned} Z &\rightarrow c\bar{c}[{}^3P_J^{[1]}] + g + g, \\ Z &\rightarrow c\bar{c}[{}^3P_J^{[1]}] + c + \bar{c}. \end{aligned} \quad (4)$$

Some simple Feynman diagrams corresponding to Eqs. (3) and (4) are presented in Figs. 1, 2, and 3, including 51 diagrams for  $^3S_1^{[8]}$  (2 LO diagrams, 6 counterterms, 15 one-loop, 18 diagrams for real corrections, and 10 NLO\* diagrams), and 10 diagrams for  $^3P_J^{[1]}$ . Note that, as shown in Eq. (3), the real correction process  $Z \rightarrow c\bar{c}[^3S_1^{[8]}] + q + \bar{q}$  has been divided into two categories, namely  $q = u$  and  $q = d(s)$ . In addition, in Fig. 1(e) the diagrams involving fermion loops of  $u, c$  and  $d, s, b$  are also divided into two groups.

For the  $\chi_b$  cases, one should replace the charm quark of Eqs. (3) and (4) with the bottom quark. Of special attention is that the coupling of  $Zc\bar{c}$  is different from  $Zb\bar{b}$ .

In the following, we will present the calculation formalisms for  $Z \rightarrow Q\bar{Q}[^3S_1^{[8]}] + X$  and  $Z \rightarrow Q\bar{Q}[^3P_J^{[1]}] + X$ , respectively.

### A. $Z \rightarrow Q\bar{Q}[^3S_1^{[8]}] + X$

To the next-to-leading order in  $\alpha_s$ , the decay width of  $Z \rightarrow Q\bar{Q}[^3S_1^{[8]}] + X$  is

$$\Gamma = \Gamma_{\text{Born}} + \Gamma_{\text{Virtual}} + \Gamma_{\text{Real}} + \mathcal{O}(\alpha\alpha_s^3), \quad (5)$$

where

$$\begin{aligned} \Gamma_{\text{Virtual}} &= \Gamma_{\text{Loop}} + \Gamma_{\text{CT}}, \\ \Gamma_{\text{Real}} &= \Gamma_{\text{S}} + \Gamma_{\text{HC}} + \Gamma_{\text{H}\overline{\text{C}}}. \end{aligned} \quad (6)$$

$\Gamma_{\text{Virtual}}$  is the virtual corrections, consisting of the contributions from the one-loop diagrams ( $\Gamma_{\text{Loop}}$ ) and the counterterms ( $\Gamma_{\text{CT}}$ ).  $\Gamma_{\text{Real}}$  means the real corrections, including the soft terms ( $\Gamma_{\text{S}}$ ), hard-collinear terms ( $\Gamma_{\text{HC}}$ ), and hard-noncollinear terms ( $\Gamma_{\text{H}\overline{\text{C}}}$ ). For the purpose of isolating the ultraviolet (UV) and infrared (IR) divergences, we adopt the dimensional regularization with  $D = 4 - 2\epsilon$ . The on-mass-shell (OS) scheme is employed to set the renormalization constants for the heavy quark mass ( $Z_m$ ), heavy quark field ( $Z_2$ ), and gluon field ( $Z_3$ ). The modified minimal-subtraction ( $\overline{\text{MS}}$ ) scheme is for the QCD gauge coupling

$(Z_g)$ , as listed below ( $Q = c, b$ ) [25]

$$\begin{aligned}
\delta Z_m^{OS} &= -3C_F \frac{\alpha_s N_\epsilon}{4\pi} \left[ \frac{1}{\epsilon_{UV}} - \gamma_E + \ln \frac{4\pi\mu_r^2}{m_Q^2} + \frac{4}{3} + \mathcal{O}(\epsilon) \right], \\
\delta Z_2^{OS} &= -C_F \frac{\alpha_s N_\epsilon}{4\pi} \left[ \frac{1}{\epsilon_{UV}} + \frac{2}{\epsilon_{IR}} - 3\gamma_E + 3\ln \frac{4\pi\mu_r^2}{m_Q^2} \right. \\
&\quad \left. + 4 + \mathcal{O}(\epsilon) \right], \\
\delta Z_3^{\overline{MS}} &= \frac{\alpha_s N_\epsilon}{4\pi} [\beta_0(n_{lf}) - 2C_A] \left[ \left( \frac{1}{\epsilon_{UV}} - \frac{1}{\epsilon_{IR}} \right) \right. \\
&\quad \left. - \frac{4}{3} T_F \left( \frac{1}{\epsilon_{UV}} - \gamma_E + \ln \frac{4\pi\mu_r^2}{m_c^2} \right) \right. \\
&\quad \left. - \frac{4}{3} T_F \left( \frac{1}{\epsilon_{UV}} - \gamma_E + \ln \frac{4\pi\mu_r^2}{m_b^2} \right) + \mathcal{O}(\epsilon) \right], \\
\delta Z_g^{\overline{MS}} &= -\frac{\beta_0(n_f)}{2} \frac{\alpha_s N_\epsilon}{4\pi} \left[ \frac{1}{\epsilon_{UV}} - \gamma_E + \ln(4\pi) + \mathcal{O}(\epsilon) \right], \tag{7}
\end{aligned}$$

where  $\gamma_E$  is the Euler's constant,  $\beta_0(n_f) = \frac{11}{3}C_A - \frac{4}{3}T_F n_f$  is the one-loop coefficient of the  $\beta$ -function, and  $\beta_0(n_{lf})$  is identical to  $\frac{11}{3}C_A - \frac{4}{3}T_F n_{lf}$ .  $n_f$  and  $n_{lf}$  are the number of active quark flavors and light quark flavors, respectively.  $N_\epsilon = \Gamma[1 - \epsilon]/(4\pi\mu_r^2/(4m_c^2))^\epsilon$ . In  $SU(3)_c$ , the color factors are given by  $T_F = \frac{1}{2}$ ,  $C_F = \frac{4}{3}$ , and  $C_A = 3$ . To subtract the IR divergences in  $\Gamma_{\text{Real}}$ , the two-cutoff slicing strategy [26] is utilized.

To calculate the D-dimension trace of the fermion loop involving  $\gamma_5$ , under the scheme described in [27], we write down all the amplitudes from the same starting point (such as the  $Z$ -vertex) and abandon the cyclicity. As a crosscheck for the correctness of the treatments on  $\gamma_5$ , we have calculated the QCD NLO corrections to the similar process,  $Z \rightarrow c\bar{c}[{}^3S_1^{[1]}] + \gamma$ , obtaining exactly the same  $K$  factor as in [28].

## B. $Z \rightarrow Q\bar{Q}[{}^3P_J^{[1]}] + X$

The heavy quark-antiquark associated process  $Z \rightarrow Q\bar{Q}[{}^3P_J^{[1]}] + Q + \bar{Q}$  ( $Q = c, b$ ) is finite, thus one can calculate it directly. Now we are to deal with the other process of  $Z \rightarrow Q\bar{Q}[{}^3P_J^{[1]}] + g + g$  ( $Q = c, b$ ), which has soft singularities. Taking  $\chi_c$  as an example, we first divide  $\Gamma(Z \rightarrow c\bar{c}[{}^3P_J^{[1]}] + g + g)$  into two terms,

$$d\Gamma(Z \rightarrow c\bar{c}[{}^3P_J^{[1]}] + g + g) = d\hat{\Gamma}_{3P_J^{[1]}} \langle \mathcal{O}^{\chi_c}({}^3P_J^{[1]}) \rangle + d\hat{\Gamma}_{3S_1^{[8]}}^{LO} \langle \mathcal{O}^{\chi_c}({}^3S_1^{[8]}) \rangle^{NLO}. \tag{8}$$

Then we have

$$\begin{aligned}
d\hat{\Gamma}_{3P_J^{[1]}}\langle\mathcal{O}^{\chi_c}(^3P_J^{[1]})\rangle &= d\Gamma(Z \rightarrow c\bar{c}[^3P_J^{[1]}] + g + g) - d\hat{\Gamma}_{3S_1^{[8]}}^{LO}\langle\mathcal{O}^{\chi_c}(^3S_1^{[8]})\rangle^{NLO} \\
&= d\Gamma_F + (d\Gamma_S - d\hat{\Gamma}_{3S_1^{[8]}}^{LO}\langle\mathcal{O}^{\chi_c}(^3S_1^{[8]})\rangle^{NLO}) \\
&= d\Gamma_F + d\Gamma^*.
\end{aligned} \tag{9}$$

$d\Gamma^*$  denotes the sum of  $d\Gamma_S$  and  $-d\hat{\Gamma}_{3S_1^{[8]}}^{LO}\langle\mathcal{O}^{\chi_c}(^3S_1^{[8]})\rangle^{NLO}$ .  $d\Gamma_F$  is the finite terms in  $d\Gamma(Z \rightarrow c\bar{c}[^3P_J^{[1]}] + g + g)$ , and  $d\Gamma_S$  is the soft part which can be written as

$$d\Gamma_S = -\frac{\alpha_s}{3\pi m_c} u_\epsilon^s \frac{N_c^2 - 1}{N_c} d\hat{\Gamma}_{3S_1^{[8]}}^{LO}\langle\mathcal{O}^{\chi_c}(^3P_J^{[1]})\rangle, \tag{10}$$

with

$$u_\epsilon^s = \frac{1}{\epsilon_{IR}} + \frac{E}{|\mathbf{p}|} \ln\left(\frac{E + |\mathbf{p}|}{E - |\mathbf{p}|}\right) + \ln\left(\frac{4\pi\mu_r^2}{s\delta_s^2}\right) - \gamma_E - \frac{1}{3}. \tag{11}$$

$N_c$  is identical to 3 for  $SU(3)$  gauge field.  $E$  and  $\mathbf{p}$  denote the energy and 3-momentum of  $\chi_c$ , respectively.  $\delta_s$  is the usual “soft cut” employed to impose an amputation on the energy of the emitted gluon.

Now we are to calculate the transition rate of  $^3S_1^{[8]}$  into  $^3P_J^{[1]}$ . From Ref. [24], under the dimensional regularization scheme we have

$$\langle\mathcal{O}^{\chi_c}(^3S_1^{[8]})\rangle^{NLO} = -\frac{\alpha_s}{3\pi m_c} u_\epsilon^c \frac{N_c^2 - 1}{N_c} \langle\mathcal{O}^{\chi_c}(^3P_J^{[1]})\rangle. \tag{12}$$

On the basis of  $\mu_\Lambda$ -cutoff scheme [24],  $u_\epsilon^c$  has the form of

$$u_\epsilon^c = \frac{1}{\epsilon_{IR}} - \gamma_E - \frac{1}{3} - \ln\left(\frac{4\pi\mu_r^2}{\mu_\Lambda^2}\right). \tag{13}$$

$\mu_\Lambda$  is the upper bound of the integrated gluon energy, rising from the renormalization of the LDME. Substituting Eqs. (10), (11), (12), and (13) into Eq. (9), the soft singularities in  $d\Gamma_S$  and  $d\hat{\Gamma}_{3S_1^{[8]}}^{LO}\langle\mathcal{O}^{\chi_c}(^3S_1^{[8]})\rangle^{NLO}$  cancel each other. Consequently  $d\Gamma^*$  is free of divergence.

For the  $\chi_b$  cases, one should replace the charm quark with the bottom quark. In addition, the  $Zc\bar{c}$  coupling should be changed into the  $Zb\bar{b}$  form.

### III. NUMERICAL RESULTS AND DISCUSSIONS

Before presenting the phenomenological results, we first demonstrate the choices of the parameters in our calculations. To keep the gauge invariance, the masses of  $\chi_c$  and  $\chi_b$  are set

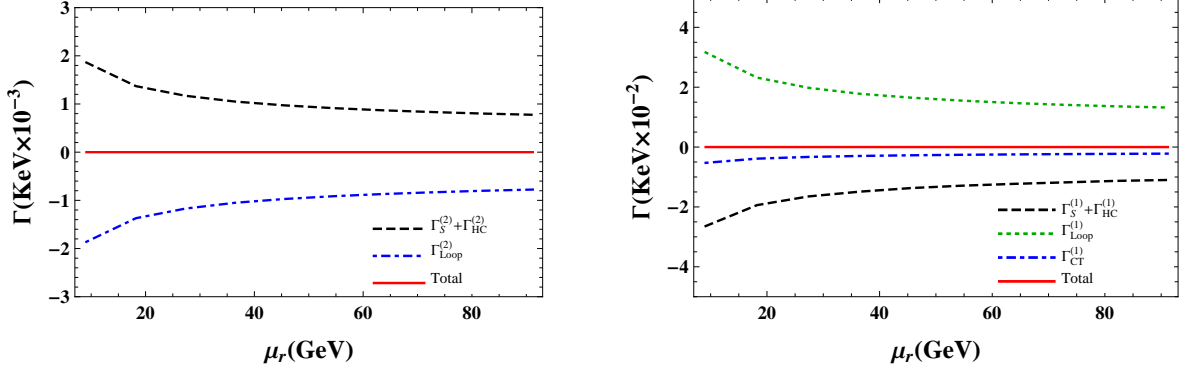


FIG. 4: Cancellation of the  $\epsilon^{-2}$ - and  $\epsilon^{-1}$ - order divergences for  $Z \rightarrow c\bar{c}[{}^3S_1^{[8]}] + X$ . The superscripts “(2)” and “(1)” denote the  $\epsilon^{-2}$ - and  $\epsilon^{-1}$ - order terms, respectively.

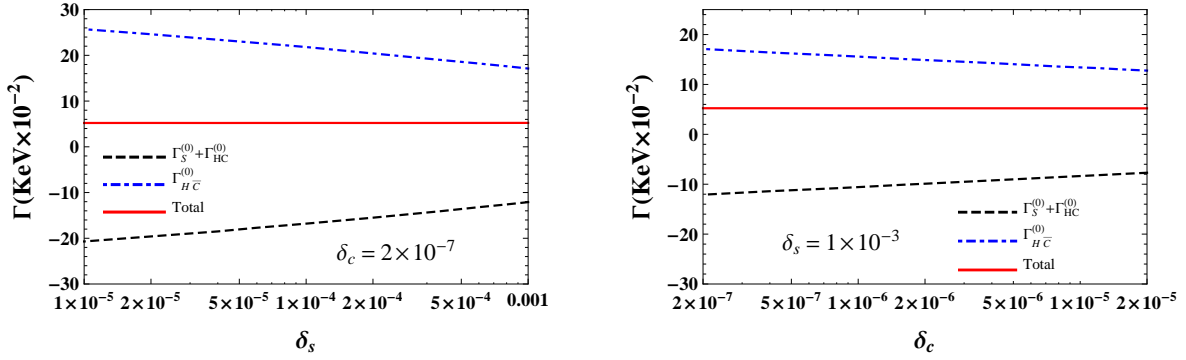


FIG. 5: The verification of the independence on the cutoff parameters of  $\delta_s$  and  $\delta_c$  for  $Z \rightarrow c\bar{c}[{}^3S_1^{[8]}] + X$ . The superscript “(0)” denotes the  $\epsilon^0$ -order terms.

to be  $2m_c$  and  $2m_b$ , respectively.  $m_c = 1.5 \pm 0.1$  GeV and  $m_b = 4.9 \pm 0.2$  GeV.  $m_Z = 91.1876$  GeV.  $\alpha = 1/137$ . In the calculations for the NLO, the NLO\*, and the two  ${}^3P_J^{[1]}$  processes, we employ the two-loop  $\alpha_s$  running, and one-loop  $\alpha_s$  running for LO. We take  $m_c(m_b)$  as the value of  $\mu_\Lambda$  for  $\chi_c(\chi_b)$ . The values of  $\langle \mathcal{O}^{\chi_c(\chi_b)}({}^3S_1^{[8]}) \rangle$  are taken as

$$\begin{aligned} \langle \mathcal{O}^{\chi_{c0}}({}^3S_1^{[8]}) \rangle &= 2.15 \times 10^{-3} \text{ GeV}^3, \\ \langle \mathcal{O}^{\chi_{b0}}({}^3S_1^{[8]}) \rangle &= 9.40 \times 10^{-3} \text{ GeV}^3, \end{aligned} \quad (14)$$

from Refs. [8] and [24]. In the case of the  ${}^3P_J^{[1]}$  channels, the relation  $\langle \mathcal{O}^{\chi_{cJ}(\chi_{bJ})}({}^3P_J^{[1]}) \rangle = \frac{9}{2\pi}(2J+1)|R'_p(0)|^2$  is adopted with  $|R'_p(0)|^2 = 0.075 \text{ GeV}^5$  for  $\chi_c$  and  $|R'_p(0)|^2 = 1.417 \text{ GeV}^5$  for  $\chi_b$ .

In our calculations, the mathematica package **Malt@FDC** [12, 13, 29, 30] is employed



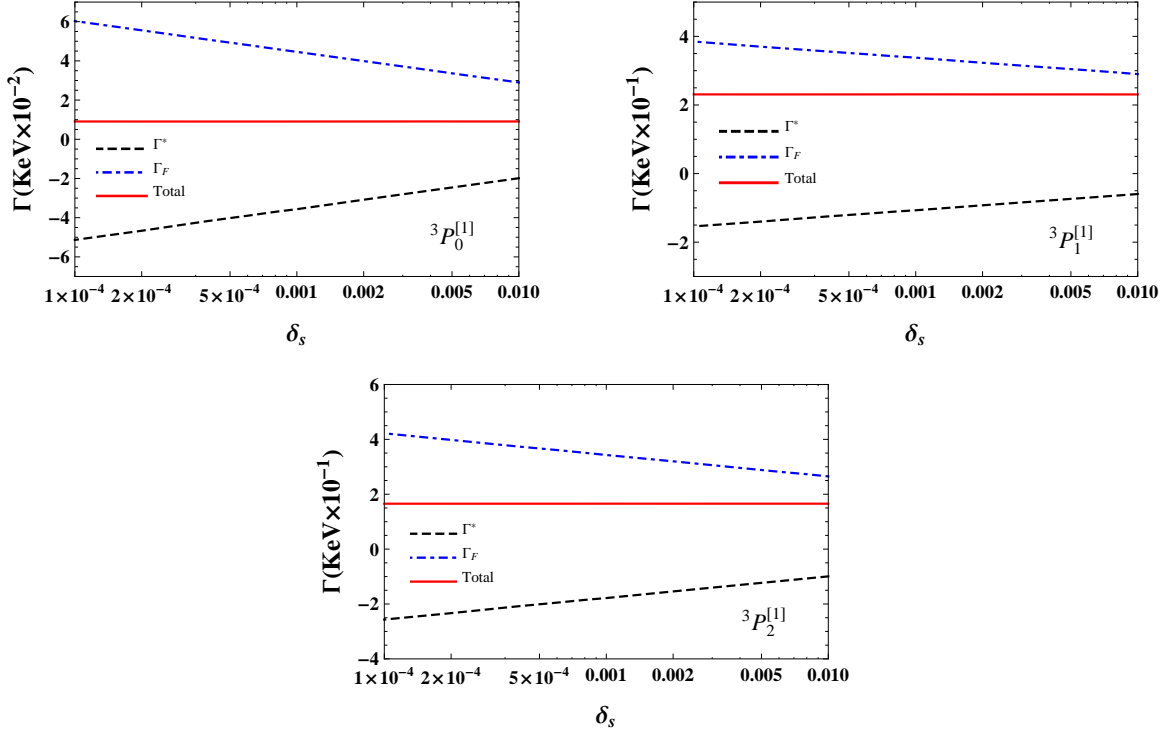


FIG. 6: The verification of the independence on the cutoff parameter of  $\delta_s$  for  $Z \rightarrow c\bar{c}[{}^3P_J^{(1)}] + g + g$ .

to obtain  $\Gamma_{\text{Virtual}}$ ,  $\Gamma_S$  and  $\Gamma_{\text{HC}}$ . **FDC** [31] package serves as the agent to evaluate the contributions of the hard-noncollinear part of the real corrections, namely  $\Gamma_{\text{HC}\bar{c}}$ . Both the cancellation of divergence and the independence on cutoff have been checked carefully. By taking  $\chi_c$  as an example, we present the verifications in Figs. 4, 5, and 6. Note that, for  $Z \rightarrow c\bar{c}[{}^3S_1^{(8)}] + q + \bar{q}$  (as displayed in Figures. 1(i) and 1(j)), the contributions of the single-gluon-fragmentation (SGF) diagrams (1(j)) are free of divergence. Moreover, the SGF contribution is about 2 orders of magnitude bigger than that of Fig. 1(i). In order to clearly demonstrate the verification of the independence on the cutoff parameters ( $\delta_s, \delta_c$ ), the  $\Gamma_{\text{HC}\bar{c}}$  in Fig. 5 does not include the SGF contributions.

#### A. Phenomenological results for $\chi_c$

The NRQCD predictions for  $\Gamma(Z \rightarrow \chi_{cJ} + X)$  ( $J = 0, 1, 2$ ) are demonstrated in Tables. I, II, and III, respectively. One can see that the branching ratios are on the order of  $10^{-5}$ , indicating a detectable prospect of these decay processes at LHC or other platforms. To be specific, considering the uncertainties induced by the choices of the values of  $\mu_r (2m_c \sim M_Z)$

TABLE I: The decay widths (unit: KeV) of  $\Gamma(Z \rightarrow \chi_{c0} + X)$ .  $\mu_\Lambda = m_c$ .

$\mu_r$	$m_c(\text{GeV})$	$^3S_1^{[8]} _{\text{LO}}$	$^3S_1^{[8]} _{\text{NLO}}$	$^3S_1^{[8]} _{\text{NLO}^*}$	$^3P_0^{[1]} _{gg}$	$^3P_0^{[1]} _{c\bar{c}}$	$\Gamma_{\text{total}}$	$\text{Br}(10^{-5})$
$2m_c$	1.4	$1.20 \times 10^{-2}$	14.9	8.26	$5.63 \times 10^{-2}$	27.0	50.2	2.02
	1.5	$1.09 \times 10^{-2}$	10.9	6.05	$4.27 \times 10^{-2}$	18.1	35.1	1.41
	1.6	$9.99 \times 10^{-3}$	8.12	4.53	$3.30 \times 10^{-2}$	12.5	25.1	1.01
$m_Z$	1.4	$5.30 \times 10^{-3}$	2.99	1.66	$1.13 \times 10^{-2}$	5.43	10.1	0.41
	1.5	$4.95 \times 10^{-3}$	2.31	1.28	$9.06 \times 10^{-3}$	3.84	7.45	0.30
	1.6	$4.64 \times 10^{-3}$	1.82	1.01	$7.36 \times 10^{-3}$	2.78	5.61	0.23

 TABLE II: The decay widths (unit: KeV) of  $\Gamma(Z \rightarrow \chi_{c1} + X)$ .  $\mu_\Lambda = m_c$ .

$\mu_r$	$m_c(\text{GeV})$	$^3S_1^{[8]} _{\text{LO}}$	$^3S_1^{[8]} _{\text{NLO}}$	$^3S_1^{[8]} _{\text{NLO}^*}$	$^3P_1^{[1]} _{gg}$	$^3P_1^{[1]} _{c\bar{c}}$	$\Gamma_{\text{total}}$	$\text{Br}(10^{-5})$
$2m_c$	1.4	$3.60 \times 10^{-2}$	44.6	24.8	1.47	29.9	101	4.06
	1.5	$3.27 \times 10^{-2}$	32.6	18.2	1.09	20.0	71.9	2.89
	1.6	$3.00 \times 10^{-2}$	24.4	13.6	0.819	13.7	52.5	2.11
$m_Z$	1.4	$1.59 \times 10^{-2}$	8.98	4.98	0.296	6.01	20.3	0.82
	1.5	$1.49 \times 10^{-2}$	6.94	3.85	0.231	4.23	15.3	0.61
	1.6	$1.39 \times 10^{-2}$	5.45	3.03	0.183	3.05	11.7	0.47

 TABLE III: The decay widths (unit: KeV) of  $\Gamma(Z \rightarrow \chi_{c2} + X)$ .  $\mu_\Lambda = m_c$ .

$\mu_r$	$m_c(\text{GeV})$	$^3S_1^{[8]} _{\text{LO}}$	$^3S_1^{[8]} _{\text{NLO}}$	$^3S_1^{[8]} _{\text{NLO}^*}$	$^3P_2^{[1]} _{gg}$	$^3P_2^{[1]} _{c\bar{c}}$	$\Gamma_{\text{total}}$	$\text{Br}(10^{-5})$
$2m_c$	1.4	$6.00 \times 10^{-2}$	74.3	41.3	1.03	11.7	128	5.14
	1.5	$5.46 \times 10^{-2}$	54.4	30.3	0.780	7.84	93.2	3.74
	1.6	$4.99 \times 10^{-2}$	40.6	22.6	0.601	5.39	69.2	2.78
$m_Z$	1.4	$2.65 \times 10^{-2}$	15.0	8.30	0.208	2.35	25.8	1.04
	1.5	$2.48 \times 10^{-2}$	11.6	6.42	0.166	1.66	19.8	0.80
	1.6	$2.32 \times 10^{-2}$	9.08	5.05	0.134	1.20	15.5	0.62

and  $m_c(1.4 \sim 1.6 \text{ GeV})$ , we have

$$\begin{aligned}\text{Br}(Z \rightarrow \chi_{c0} + X) &= (0.23 - 2.02) \times 10^{-5}, \\ \text{Br}(Z \rightarrow \chi_{c1} + X) &= (0.47 - 4.06) \times 10^{-5}, \\ \text{Br}(Z \rightarrow \chi_{c2} + X) &= (0.62 - 5.14) \times 10^{-5}.\end{aligned}\tag{15}$$

For the color-singlet  $^3P_J^{[1]}$  ( $J = 0, 1, 2$ ) state cases, the process of  $Z \rightarrow c\bar{c}[^3P_J^{[1]}] + c + \bar{c}$  serves as the leading role in the total CS prediction, due to the  $c$ -quark fragmentation mechanism. The other CS process, namely  $Z \rightarrow c\bar{c}[^3P_J^{[1]}] + g + g$ , contributes moderately, accounting for about 0.24%, 5%, and 10% of the total CS prediction for  $J = 0, 1, 2$ , respectively.

In the case of the color-octet  $^3S_1^{[8]}$  state, the QCD NLO corrections can enhance the LO results significantly, by 2 – 3 orders. This can be attributed to the kinematic enhancements via the  $^3S_1^{[8]}$  single-gluon-fragmentation diagrams, including the one-loop triangle anomalous diagrams (Fig. 1(e)) and the diagrams associated with a final  $q\bar{q}$  ( $q = u, d, s$ ) pair (Fig. 1(j)), which first emerge at the NLO level. By the same token, the NLO\* channels can also provide considerable contributions, about one half of the NLO results. Consequently the CO channels will play a vital role in the decay process of  $Z \rightarrow \chi_c + X$ . To show the CO significance obviously, we introduce the following ratios

$$\begin{aligned}\Gamma_{\text{CO}}^{\chi_{c0}}/\Gamma_{\text{CS+CO}}^{\chi_{c0}} &= (46.1 - 50.3)\%, \\ \Gamma_{\text{CO}}^{\chi_{c1}}/\Gamma_{\text{CS+CO}}^{\chi_{c1}} &= (68.9 - 72.4)\%, \\ \Gamma_{\text{CO}}^{\chi_{c2}}/\Gamma_{\text{CS+CO}}^{\chi_{c2}} &= (90.1 - 91.4)\%.\end{aligned}\tag{16}$$

$\Gamma_{\text{CO}}^{\chi_{cJ}}$  ( $J = 0, 1, 2$ ) denotes the sum of the NLO and NLO\* result.

In addition to the crucial impacts on the total widths, the CO channels can also significantly influence the predictions on the ratios of  $\Gamma_{\chi_{c1}}/\Gamma_{\chi_{c0}}$  and  $\Gamma_{\chi_{c2}}/\Gamma_{\chi_{c0}}$ , as shown below

$$\begin{aligned}\text{CS} : \quad \Gamma_{\chi_{c1}}/\Gamma_{\chi_{c0}} &= 1.159 - 1.162, \\ \text{CS+CO} : \quad \Gamma_{\chi_{c1}}/\Gamma_{\chi_{c0}} &= 2.007 - 2.087, \\ \text{CS} : \quad \Gamma_{\chi_{c2}}/\Gamma_{\chi_{c0}} &= 0.471 - 0.480, \\ \text{CS+CO} : \quad \Gamma_{\chi_{c2}}/\Gamma_{\chi_{c0}} &= 2.558 - 2.756.\end{aligned}\tag{17}$$

One can see that the CS results have been thoroughly changed by including the CO states. The conspicuous differences can be regarded as an outstanding probe to distinguish between the CO and CS mechanism.

Considering the branching ratios of  $\chi_c$  to  $J/\psi$  are not small [32],

$$\begin{aligned}\text{Br}(\chi_{c0} \rightarrow J/\psi + \gamma) &= 1.4\%, \\ \text{Br}(\chi_{c1} \rightarrow J/\psi + \gamma) &= 34.3\%, \\ \text{Br}(\chi_{c2} \rightarrow J/\psi + \gamma) &= 19.0\%,\end{aligned}\tag{18}$$

thus  $\chi_c$  feeddown may have a substantial impact on the production of  $J/\psi$ . Adding together the contributions from  $\chi_{c0}$ ,  $\chi_{c1}$ , and  $\chi_{c2}$ , we finally obtain

$$\Gamma(Z \rightarrow J/\psi + X)|_{\chi_c\text{-feeddown}} = (0.28 \sim 2.4) \times 10^{-5}.\tag{19}$$

This result is about one order of magnitude smaller than the experimental data released from the L3 Collaboration at LEP [33].

## B. Phenomenological results for $\chi_b$

TABLE IV: The decay widths (unit: KeV) of  $\Gamma(Z \rightarrow \chi_{b0} + X)$ .  $\mu_\Lambda = m_b$ .

$\mu_r$	$m_b(\text{GeV})$	$^3S_1^{[8]} _{\text{LO}}$	$^3S_1^{[8]} _{\text{NLO}}$	$^3S_1^{[8]} _{\text{NLO}^*}$	$^3P_0^{[1]} _{gg}$	$^3P_0^{[1]} _{b\bar{b}}$	$\Gamma_{\text{total}}$	$\text{Br}(10^{-7})$
$2m_b$	4.7	$9.76 \times 10^{-3}$	0.272	0.148	$8.84 \times 10^{-3}$	0.677	1.11	4.46
	4.9	$9.26 \times 10^{-3}$	0.225	0.121	$7.46 \times 10^{-3}$	0.535	0.888	3.57
	5.1	$8.82 \times 10^{-3}$	0.187	$9.95 \times 10^{-2}$	$6.34 \times 10^{-3}$	0.426	0.719	2.89
$m_Z$	4.7	$6.34 \times 10^{-3}$	0.119	$6.26 \times 10^{-2}$	$3.74 \times 10^{-3}$	0.286	0.472	1.90
	4.9	$6.08 \times 10^{-3}$	0.101	$5.22 \times 10^{-2}$	$3.22 \times 10^{-3}$	0.231	0.387	1.55
	5.1	$5.85 \times 10^{-3}$	$8.62 \times 10^{-2}$	$4.37 \times 10^{-2}$	$2.79 \times 10^{-3}$	0.187	0.320	1.29

Based on NRQCD, the predicted decay widths via  $Z \rightarrow \chi_{bJ} + X$  ( $J = 0, 1, 2$ ) are presented in Tables. IV, V, and VI. It is observed that the branching ratio for  $Z \rightarrow \chi_{bJ} + X$  is around  $10^{-7} - 10^{-6}$ . Taking into account the uncertainties induced by  $\mu_r$  ( $2m_b \sim M_Z$ ) and the mass of  $b$  quark ( $4.7 \sim 5.1$  GeV), we have

$$\begin{aligned}\text{Br}(Z \rightarrow \chi_{b0} + X) &= (1.29 - 4.46) \times 10^{-7}, \\ \text{Br}(Z \rightarrow \chi_{b1} + X) &= (2.47 - 8.28) \times 10^{-7}, \\ \text{Br}(Z \rightarrow \chi_{b2} + X) &= (0.31 - 1.02) \times 10^{-6}.\end{aligned}\tag{20}$$

TABLE V: The decay widths (unit: KeV) of  $\Gamma(Z \rightarrow \chi_{b1} + X)$ .  $\mu_\Lambda = m_b$ .

$\mu_r$	$m_b(\text{GeV})$	$^3S_1^{[8]} _{\text{LO}}$	$^3S_1^{[8]} _{\text{NLO}}$	$^3S_1^{[8]} _{\text{NLO}^*}$	$^3P_1^{[1]} _{gg}$	$^3P_1^{[1]} _{b\bar{b}}$	$\Gamma_{\text{total}}$	$\text{Br}(10^{-7})$
$2m_b$	4.7	$2.92 \times 10^{-2}$	0.814	0.445	0.153	0.653	2.06	8.28
	4.9	$2.78 \times 10^{-2}$	0.674	0.362	0.128	0.512	1.68	6.74
	5.1	$2.64 \times 10^{-2}$	0.562	0.299	0.109	0.405	1.37	5.50
$m_Z$	4.7	$1.90 \times 10^{-2}$	0.357	0.188	$6.47 \times 10^{-2}$	0.276	0.886	3.56
	4.9	$1.83 \times 10^{-2}$	0.303	0.157	$5.54 \times 10^{-2}$	0.221	0.736	2.96
	5.1	$1.75 \times 10^{-2}$	0.258	0.131	$4.77 \times 10^{-2}$	0.178	0.616	2.47

 TABLE VI: The decay widths (unit: KeV) of  $\Gamma(Z \rightarrow \chi_{b2} + X)$ .  $\mu_\Lambda = m_b$ .

$\mu_r$	$m_b(\text{GeV})$	$^3S_1^{[8]} _{\text{LO}}$	$^3S_1^{[8]} _{\text{NLO}}$	$^3S_1^{[8]} _{\text{NLO}^*}$	$^3P_2^{[1]} _{gg}$	$^3P_2^{[1]} _{b\bar{b}}$	$\Gamma_{\text{total}}$	$\text{Br}(10^{-7})$
$2m_b$	4.7	$4.88 \times 10^{-2}$	1.360	0.743	0.160	0.270	2.53	10.2
	4.9	$4.63 \times 10^{-2}$	1.130	0.605	0.136	0.212	2.08	8.35
	5.1	$4.41 \times 10^{-2}$	0.937	0.497	0.116	0.168	1.72	6.91
$m_Z$	4.7	$3.18 \times 10^{-2}$	0.595	0.312	$6.78 \times 10^{-2}$	0.114	1.09	4.38
	4.9	$3.04 \times 10^{-2}$	0.504	0.261	$5.87 \times 10^{-2}$	$9.12 \times 10^{-2}$	0.915	3.69
	5.1	$2.92 \times 10^{-2}$	0.430	0.219	$5.12 \times 10^{-2}$	$7.36 \times 10^{-2}$	0.774	3.11

In contrast to the previously stated “moderation” of the contributions via  $Z \rightarrow c\bar{c}[^3P_J^{[1]}] + g + g$ , the channel  $Z \rightarrow b\bar{b}[^3P_J^{[1]}] + g + g$  contributes significantly,

$$\begin{aligned}
 \Gamma_{^3P_0^{[1]}}^{gg}/\Gamma_{^3P_0^{[1]}}^{\text{CS}} &\sim 1.5\%, \\
 \Gamma_{^3P_1^{[1]}}^{gg}/\Gamma_{^3P_1^{[1]}}^{\text{CS}} &\sim 20\%, \\
 \Gamma_{^3P_2^{[1]}}^{gg}/\Gamma_{^3P_2^{[1]}}^{\text{CS}} &\sim 40\%.
 \end{aligned} \tag{21}$$

$\Gamma_{^3P_J^{[1]}}^{gg}$  means  $\Gamma(Z \rightarrow b\bar{b}[^3P_J^{[1]}] + g + g)$ .  $\Gamma_{^3P_J^{[1]}}^{\text{CS}}$  is the total color-singlet predictions, including both  $\Gamma(Z \rightarrow b\bar{b}[^3P_J^{[1]}] + g + g)$  and  $\Gamma(Z \rightarrow b\bar{b}[^3P_J^{[1]}] + b + \bar{b})$ . It is worth mentioning that, to satisfy the conservation of  $C$ -parity, at  $B$  factories the process  $e^+e^- \rightarrow \gamma^* \rightarrow b\bar{b}[^3P_J^{[1]}] + g + g$  is forbidden. Moreover the center-of-mass energy at  $B$  factories (10.6 GeV) is too small to allow for  $e^+e^- \rightarrow \gamma^* \rightarrow (b\bar{b})[^3P_J^{[1]}] + b\bar{b}$ . From these points of view, for the study of  $\chi_b$  the decay of  $Z$  boson seems to be more suitable.

For the  $^3S_1^{[8]}$  state cases, the NLO QCD corrections can also enhance the LO results

significantly, by 10-20 times. The contributions of the NLO\* channels are as always sizeable. Similar to  $Z \rightarrow \chi_c + X$ , the CO contributions still account for a large proportion in the total decay width, as listed below

$$\begin{aligned}\Gamma_{\text{CO}}^{\chi_{b0}}/\Gamma_{\text{CS+CO}}^{\chi_{b0}} &= (37.8 - 40.6)\%, \\ \Gamma_{\text{CO}}^{\chi_{b1}}/\Gamma_{\text{CS+CO}}^{\chi_{b1}} &= (51.5 - 63.3)\%, \\ \Gamma_{\text{CO}}^{\chi_{b2}}/\Gamma_{\text{CS+CO}}^{\chi_{b2}} &= (83.0 - 83.9)\%.\end{aligned}\tag{22}$$

$\Gamma_{\text{CO}}^{\chi_{bJ}}$  represents the sum of the NLO and NLO\* contributions. Regarding the ratios of  $\Gamma_{\chi_{b1}}/\Gamma_{\chi_{b0}}$  and  $\Gamma_{\chi_{b2}}/\Gamma_{\chi_{b0}}$ , the NRQCD predictions are still far different from that built on the CS mechanism,

$$\begin{aligned}\text{CS} : \quad \Gamma_{\chi_{b1}}/\Gamma_{\chi_{b0}} &= 1.175 - 1.188, \\ \text{NRQCD} : \quad \Gamma_{\chi_{b1}}/\Gamma_{\chi_{b0}} &= 1.868 - 1.923, \\ \text{CS} : \quad \Gamma_{\chi_{b2}}/\Gamma_{\chi_{b0}} &= 0.626 - 0.657, \\ \text{NRQCD} : \quad \Gamma_{\chi_{b2}}/\Gamma_{\chi_{b0}} &= 2.286 - 2.420,\end{aligned}\tag{23}$$

which can be utilized to check the validity of the CO mechanism.

By adopting the branching ratios of  $\chi_b$  to  $\Upsilon(1S)$  [32],

$$\begin{aligned}\text{Br}(\chi_{b0} \rightarrow \Upsilon(1S) + \gamma) &= 1.94\%, \\ \text{Br}(\chi_{b1} \rightarrow \Upsilon(1S) + \gamma) &= 35.0\%, \\ \text{Br}(\chi_{b2} \rightarrow \Upsilon(1S) + \gamma) &= 18.8\%,\end{aligned}\tag{24}$$

we obtain

$$\Gamma(Z \rightarrow \Upsilon(1S) + X)|_{\chi_b\text{-feeddown}} = (0.15 \sim 0.49) \times 10^{-6}.\tag{25}$$

Considering that for  $Z \rightarrow Q\bar{Q}[{}^3S_1^{[8]}] + X$  the NLO QCD corrections can enhance the LO results quite significantly, it is interesting and natural to take a brief discussion on the NNLO effect. As stated before, this significant enhancement can be attributed to the kinematic enhancements via the  ${}^3S_1^{[8]}$  single-gluon-fragmentation diagrams. Since the SGF topology has emerged at the NLO level, the NNLO-level diagrams might not enhance the NLO results by orders. Of course whether this is indeed the case depends on the future accomplishment of the NNLO calculations.

## IV. SUMMARY

In this paper, we have systematically investigated the decay of  $Z$  boson into  $\chi_c$  and  $\chi_b$ , respectively. We find that the branching ratio for  $Z \rightarrow \chi_c + X$  is on the order of  $10^{-5}$ , and  $10^{-6}$  for the  $\chi_b$  case, which implies that these decay processes are able to be detected. It is observed that, the  $^3S_1^{[8]}$  single-gluon-fragmentation diagrams that first emerge at the NLO level can enhance the LO results by about 2-3 orders for  $c\bar{c}$ , and 10-20 times for  $b\bar{b}$ . For the same reason, the NLO\* processes can also contribute considerably, about 50% of the NLO results. Consequently, the CO contributions will play a vital (even dominant) role in the decay process of  $Z \rightarrow \chi_c(\chi_b) + X$ . Moreover, including the CO channels will thoroughly change the CS predictions on the ratios of  $\Gamma(\chi_{c2})/\Gamma(\chi_{c0})$ ,  $\Gamma(\chi_{c1})/\Gamma(\chi_{c0})$ ,  $\Gamma(\chi_{b1})/\Gamma(\chi_{b0})$ , and  $\Gamma(\chi_{b2})/\Gamma(\chi_{b0})$ , which can be regarded as an outstanding probe to distinguish between the CS and CO mechanism. For the CS channels, the heavy quark-antiquark pair associated process,  $Z \rightarrow Q\bar{Q}[^3P_J^{[1]}] + Q\bar{Q}$ , plays a leading role. However, the process of  $Z \rightarrow Q\bar{Q}[^3P_J^{[1]}] + g + g$  can also provide non-negligible contributions, especially for the  $\chi_b$  cases. Taking into account the  $\chi_{cJ}$  and  $\chi_{bJ}$  feeddown contributions respectively, we find  $\Gamma(Z \rightarrow J/\psi + X)|_{\chi_c\text{-feeddown}} = (0.28 - 2.4) \times 10^{-5}$  and  $\Gamma(Z \rightarrow \Upsilon(1S) + X)|_{\chi_b\text{-feeddown}} = (0.15 - 0.49) \times 10^{-6}$ . In summary, the decay of  $Z$  boson into  $\chi_c(\chi_b)$  is an ideal laboratory to further identify the significance of the color-octet mechanism.

## V. ACKNOWLEDGMENTS

**Acknowledgments:** We would like to thank Wen-Long Sang for helpful discussions on the treatments on  $\gamma_5$ . This work is supported in part by the Natural Science Foundation of China under the Grant No. 11705034., by the Project for Young Talents Growth of Guizhou Provincial Department of Education under Grant No. KY[2017]135., and the Project of GuiZhou Provincial Department of Science and Technology under Grant No. QKHJC[2019]1160.

- 
- [1] G. T. Bodwin, E. Braaten and G. P. Lepage, “Rigorous QCD analysis of inclusive annihilation and production of heavy quarkonium, Phys. Rev. D **51** (1995) 1125 Erratum: [Phys. Rev. D **55** (1997) 5853] doi:10.1103/PhysRevD.55.5853, 10.1103/PhysRevD.51.1125.
  - [2] E. Braaten and S. Fleming, Color octet fragmentation and the psi-prime surplus at the Tevatron, Phys. Rev. Lett. **74** (1995) 3327 doi:10.1103/PhysRevLett.74.3327.
  - [3] P. L. Cho and A. K. Leibovich, Color octet quarkonia production, Phys. Rev. D **53** (1996) 150 doi:10.1103/PhysRevD.53.150.
  - [4] P. L. Cho and A. K. Leibovich, Color octet quarkonia production. 2., Phys. Rev. D **53** (1996) 6203 doi:10.1103/PhysRevD.53.6203.
  - [5] H. Han, Y. Q. Ma, C. Meng, H. S. Shao and K. T. Chao,  $\eta_c$  production at LHC and indications on the understanding of  $J/\psi$  production, Phys. Rev. Lett. **114** (2015) no.9, 092005 doi:10.1103/PhysRevLett.114.092005.
  - [6] H. F. Zhang, Z. Sun, W. L. Sang and R. Li, Impact of  $\eta_c$  hadroproduction data on charmonium production and polarization within NRQCD framework, Phys. Rev. Lett. **114** (2015) no.9, 092006 doi:10.1103/PhysRevLett.114.092006.
  - [7] B. Gong, L. P. Wan, J. X. Wang and H. F. Zhang, Complete next-to-leading-order study on the yield and polarization of  $\Upsilon(1S, 2S, 3S)$  at the Tevatron and LHC, Phys. Rev. Lett. **112** (2014) no.3, 032001 doi:10.1103/PhysRevLett.112.032001.
  - [8] Y. Feng, B. Gong, L. P. Wan and J. X. Wang, An updated study of  $\Upsilon$  production and polarization at the Tevatron and LHC, Chin. Phys. C **39** (2015) no.12, 123102 doi:10.1088/1674-1137/39/12/123102.
  - [9] K. Wang, Y. Q. Ma and K. T. Chao,  $\Upsilon(1S)$  prompt production at the Tevatron and LHC in nonrelativistic QCD, Phys. Rev. D **85** (2012) 114003 doi:10.1103/PhysRevD.85.114003.
  - [10] H. Han, Y. Q. Ma, C. Meng, H. S. Shao, Y. J. Zhang and K. T. Chao,  $\Upsilon(nS)$  and  $\chi_b(nP)$  production at hadron colliders in nonrelativistic QCD, Phys. Rev. D **94** (2016) no.1, 014028 doi:10.1103/PhysRevD.94.014028.
  - [11] M. Butenschoen and B. A. Kniehl, Complete next-to-leading-order corrections to  $J/\psi$  photo-production in nonrelativistic quantum chromodynamics, Phys. Rev. Lett. **104** (2010) 072001



- doi:10.1103/PhysRevLett.104.072001.
- [12] Z. Sun and H. F. Zhang, QCD corrections to the color-singlet  $J/\psi$  production in deeply inelastic scattering at HERA, Phys. Rev. D **96** (2017) no.9, 091502 doi:10.1103/PhysRevD.96.091502.
  - [13] Z. Sun and H. F. Zhang, QCD leading order study of the  $J/\psi$  leptonproduction at HERA within the nonrelativistic QCD framework, Eur. Phys. J. C **77** (2017) no.11, 744 doi:10.1140/epjc/s10052-017-5323-6.
  - [14] Y. J. Zhang, Y. Q. Ma, K. Wang and K. T. Chao, QCD radiative correction to color-octet  $J/\psi$  inclusive production at B Factories, Phys. Rev. D **81** (2010) 034015 doi:10.1103/PhysRevD.81.034015.
  - [15] M. Butenschoen and B. A. Kniehl, J/psi polarization at Tevatron and LHC: Nonrelativistic-QCD factorization at the crossroads, Phys. Rev. Lett. **108** (2012) 172002 doi:10.1103/PhysRevLett.108.172002.
  - [16] K. T. Chao, Y. Q. Ma, H. S. Shao, K. Wang and Y. J. Zhang,  $J/\psi$  Polarization at Hadron Colliders in Nonrelativistic QCD, Phys. Rev. Lett. **108** (2012) 242004 doi:10.1103/PhysRevLett.108.242004.
  - [17] B. Gong, L. P. Wan, J. X. Wang and H. F. Zhang, Polarization for Prompt  $J/\psi$  and ( $2s$ ) Production at the Tevatron and LHC, Phys. Rev. Lett. **110** (2013) no.4, 042002 doi:10.1103/PhysRevLett.110.042002.
  - [18] L. B. Chen, J. Jiang and C. F. Qiao, NLO QCD Corrections for  $\chi_{cJ}$  Inclusive Production at  $B$  Factories,” Phys. Rev. D **91** (2015) no.9, 094031 doi:10.1103/PhysRevD.91.094031
  - [19] E. Braaten, B. A. Kniehl and J. Lee, Polarization of prompt  $J/\psi$  at the Tevatron, Phys. Rev. D **62** (2000) 094005 doi:10.1103/PhysRevD.62.094005.
  - [20] R. Sharma and I. Vitev, High transverse momentum quarkonium production and dissociation in heavy ion collisions, Phys. Rev. C **87** (2013) no.4, 044905 doi:10.1103/PhysRevC.87.044905.
  - [21] H. S. Shao, Y. Q. Ma, K. Wang and K. T. Chao, Polarizations of  $\chi_{c1}$  and  $\chi_{c2}$  in prompt production at the LHC, Phys. Rev. Lett. **112** (2014) no.18, 182003 doi:10.1103/PhysRevLett.112.182003.
  - [22] D. Li, Y. Q. Ma and K. T. Chao,  $\chi_{cJ}$  production associated with a  $c\bar{c}$  pair at hadron colliders, Phys. Rev. D **83** (2011) 114037 doi:10.1103/PhysRevD.83.114037.
  - [23] Y. Q. Ma, K. Wang and K. T. Chao, QCD radiative corrections to  $\chi_{cJ}$  production at hadron

- colliders, Phys. Rev. D **83** (2011) 111503 doi:10.1103/PhysRevD.83.111503.
- [24] H. F. Zhang, L. Yu, S. X. Zhang and L. Jia, Global analysis of the experimental data on  $\chi_c$  meson hadroproduction, Phys. Rev. D **93** (2016) no.5, 054033 Addendum: [Phys. Rev. D **93** (2016) no.7, 079901] doi:10.1103/PhysRevD.93.054033, 10.1103/PhysRevD.93.079901.
- [25] M. Klasen, B. A. Kniehl, L. N. Mihaila and M. Steinhauser,  $J/\psi$  plus jet associated production in two-photon collisions at next-to-leading order,” Nucl. Phys. B **713** (2005) 487 doi:10.1016/j.nuclphysb.2005.02.009
- [26] B. W. Harris and J. F. Owens, The Two cutoff phase space slicing method, Phys. Rev. D **65** (2002) 094032 doi:10.1103/PhysRevD.65.094032.
- [27] J. G. Korner, D. Kreimer and K. Schilcher, A Practicable gamma(5) scheme in dimensional regularization, Z. Phys. C **54** (1992) 503. doi:10.1007/BF01559471.
- [28] X. P. Wang and D. Yang, The leading twist light-cone distribution amplitudes for the S-wave and P-wave quarkonia and their applications in single quarkonium exclusive productions, JHEP **1406** (2014) 121 doi:10.1007/JHEP06(2014)121.
- [29] Y. Feng, Z. Sun and H. F. Zhang, Is the color-octet mechanism consistent with the double  $J/\psi$  production measurement at B-factories?, Eur. Phys. J. C **77**, 221 (2017).
- [30] Z. Sun, X. G. Wu, Y. Ma and S. J. Brodsky, Exclusive production of  $J/\psi + \eta_c$  at the  $B$  factories Belle and Babar using the principle of maximum conformality, Phys. Rev. D **98** (2018) no.9, 094001 doi:10.1103/PhysRevD.98.094001
- [31] J. X. Wang, Progress in FDC project, Nucl. Instrum. Meth. A **534**, 241 (2004).
- [32] M. Tanabashi *et al.*, Review of Particle Physics, Phys. Rev. D **98** (2018) no.3, 030001. doi:10.1103/PhysRevD.98.030001.
- [33] M. Acciarri *et al.* [L3 Collaboration], Heavy quarkonium production in  $Z$  decays, Phys. Lett. B **453** (1999) 94. doi:10.1016/S0370-2693(99)00280-4.