

GAFD Special issue on “Physics and Algorithms of the Pencil Code”

The timestep constraint in solving the gravitational wave equations sourced by hydromagnetic turbulence

A. ROPER POL^{a,b}, A. BRANDENBURG^{b,c,d,e}, T. KAHNIASHVILI^{e,f,g}, A. KOSOWSKY^h, & S. MANDAL^e

^aDepartment of Aerospace Engineering Sciences, University of Colorado, Boulder, CO 80303, USA

^bLaboratory for Atmospheric and Space Physics, University of Colorado, Boulder, CO 80303, USA

^cJILA and Department of Astrophysical and Planetary Sciences, University of Colorado, Boulder, CO 80303, USA

^dNORDITA, KTH Royal Institute of Technology and Stockholm University, and Department of Astronomy, Stockholm University, SE-10691 Stockholm, Sweden

^eMcWilliams Center for Cosmology and Department of Physics, Carnegie Mellon University, 5000 Forbes Ave, Pittsburgh, PA 15213, USA

^fDepartment of Physics, Laurentian University, Ramsey Lake Road, Sudbury, ON P3E 2C, Canada

^gAbastumani Astrophysical Observatory, Ilia State University, 3-5 Cholokashvili St., 0194 Tbilisi, Georgia

^hDepartment of Physics and Astronomy, University of Pittsburgh, and Pittsburgh Particle Physics, Astrophysics, and Cosmology Center (PITT PACC), Pittsburgh, PA 15260, USA

(February 26, 2019, Revision: 1.201)

Hydromagnetic turbulence produced during phase transitions in the early universe can be a powerful source of stochastic gravitational waves (GWs). GWs can be modelled by the linearised spatial part of the Einstein equations sourced by the Reynolds and Maxwell stresses. We have implemented two different GW solvers into the PENCIL CODE—a code which uses a third order timestep and sixth order finite differences. Using direct numerical integration of the GW equations, we study the appearance of a numerical degradation of the GW amplitude at the highest wavenumbers, which depends on the length of the timestep—even when the Courant–Friedrichs–Lewy condition is ten times below the stability limit. This degradation leads to a numerical error, which is found to scale with the third power of the timestep. A similar degradation is not seen in the magnetic and velocity fields.

To mitigate numerical degradation effects, we alternatively use the exact solution of the GW equations under the assumption that the source is constant between subsequent timesteps. This allows us to use a much longer timestep, which cuts the computational cost by a factor of about ten.

Keywords: Gravitational waves; Early Universe; Aeroacoustics; Turbulence

1. Introduction

Wave equations coupled to the fluid equations appear in at least two different contexts. The Lighthill equation in aeroacoustics is one such example (Lighthill 1952, 1954), and the linearised gravitational wave (GW) equation is another (e.g., Grishchuk 1974, Deryagin et al. 1986). The former example is important not only in aviation, where the Lighthill equation is used to quantify the sound production from jet engines, but it is also relevant to stars with outer convection zones, where sound waves from the outer layers can be responsible for chromospheric and coronal heating (Stein 1967). Stochastic GWs, on the other hand, are ex-

*Email: Alberto.RoperPol@colorado.edu

pected to be generated in the early universe by magnetohydrodynamic (MHD) turbulence, as discussed in early papers by Kamionkowski et al. (1994) and Kosowsky et al. (2002).

Recently, the GW signal from turbulence has been studied in Niksa et al. (2018) and Saga et al. (2018); see also Caprini & Figueroa (2018) for a review, and references therein.

It is therefore of interest to solve the MHD equations simultaneously with the GW equation.

Both the MHD and GW equations are three-dimensional partial differential equations that can be solved with similar numerical techniques. However, the numerical properties are not quite equivalent and the physical intuition gained from numerical hydrodynamics gives insufficient guidance on the numerical requirements for the length of the timestep.

For the numerical solution of the fluid equations, usually no strong timestep constraint affects the accuracy of the solution. Therefore, in practice, one is able to use a timestep that is close to the stability limit of the scheme. However, with a finer timestep, more steps are needed to cover a given time span, so increased error accumulation is a possibility. The situation seems to be different for the solution of a wave equation sourced by hydrodynamic and magnetic stresses. An accurate representation of the high wavenumber contributions hinges sensitively on the length of the timestep adopted. This leads to an artificial drop of the GW spectral energy density at high wavenumbers, due to the inaccuracy in the solution, if the timestep is not small enough.

In numerical hydrodynamics, the maximum permissible timestep δt is given by the Courant–Friedrichs–Lewy (CFL) condition (Courant et al. 1928),

$$\delta t \leq C_{\text{CFL}} \delta x / U_{\text{eff}}, \quad (1)$$

where C_{CFL} is a number of the order of unity, δx is the mesh width, and U_{eff} is an effective propagation speed. This could be the advection speed \mathbf{u} , the sound speed c_s , the Alfvén speed v_A in the presence of magnetic fields, or, more generally, a combination of various relevant speeds such as $|\mathbf{u}| + (c_s^2 + v_A^2)^{1/2}$, which is the expression for the Doppler-shifted fast magnetosonic wave speed.

The CFL condition is a necessary condition for the convergence of explicit time integration and upwind schemes in hyperbolic equations (e.g., wave or convection equations), where information travels a distance $U_{\text{eff}} \delta t$ within one time step δt ; see chapter 8.3 in Ferziger (1998).

In addition, the CFL condition also affects more complex partial differential equations, which include the presence of waves. This is the case for the MHD equations. Under these circumstances, the CFL condition is an approximation to the required condition for stability, where the exact value of C_{CFL} depends on the time stepping scheme.

A major difference between the hydrodynamic and the aforementioned aeroacoustic and GW equations lies in the fact that the former are nonlinear. Therefore, even though there may also be an inverse cascade, some energy always cascades down to smaller length scales. This does not happen with linear wave equations. Here, instead, the high wavenumber contributions are only excited because they are being sourced at those high wavenumbers.

2. Basic equations

2.1. Aeroacoustic and GW applications

The aeroacoustic or Lighthill equation describes the generation of sound by a turbulent source detected in a stationary medium outside the region of turbulence. It can be written in the form (Lighthill 1952, 1954)

$$\left(\frac{\partial^2}{\partial t^2} - c_s^2 \nabla^2 \right) \delta \rho = \frac{\partial^2 T_{ij}}{\partial x_i \partial x_j}, \quad (2)$$

where c_s is the sound speed of the stationary background medium, $\delta\rho$ is the density fluctuation, t and \mathbf{x} refer here to physical time and space coordinates (as opposed to conformal time and comoving space coordinates used in the GW equation discussed below), and $T_{ij} = \rho u_i u_j$ is the stress tensor with ρ being the mass density and \mathbf{u} the turbulent velocity. It has been applied to sound generation from isotropic homogeneous turbulence in Proudman (1952). In this work, it was found that the efficiency of sound production, i.e., the ratio between acoustic power and the rate of kinetic energy dissipation, $\epsilon_K \approx u_{\text{rms}}^3/\ell$, scales with the Mach number $\text{Ma} = u_{\text{rms}}/c_s$ to the fifth power, where u_{rms} is the root mean square velocity perturbations and ℓ is the turbulent scale. The intensity of sound waves is related to the fluctuations of the pressure field, which, in turn, are related to the density perturbations through the sound speed c_s as $\delta p = \delta\rho c_s^2$.

The acoustic intensity in a statistically stationary homentropic medium, which holds far from the turbulent source, is defined as the expected value of $\delta p u_i$. In Fourier space, using hydrodynamic momentum conservation, one obtains the radial intensity as $\tilde{I}_r(\mathbf{k}, t) = |\tilde{\delta p}(\mathbf{k}, t)|^2 / (2\rho c_s)$, where $\tilde{\delta p}(\mathbf{k}, t)$ is the Fourier amplitude of the pressure perturbation $\delta p(\mathbf{x}, t)$ (Glegg & Devenport 2017). The acoustic power is the radial intensity per unit time.

The direct analogy between sound generation and GW generation from isotropic homogeneous turbulence has been exploited by Gogoberidze et al. (2007) and Kahnashvili et al. (2008). The aeroacoustic analogy allows approximated analytical description of turbulence generated GWs. In this work we focus on the numerical aspects of GW and MHD equations, and the generation of sound waves is left for future studies. In a flat expanding universe, during the radiation-dominated epoch, using comoving spatial coordinates (which follow the expansion of the universe) and conformal time t (related to physical time t_{phys} through $dt_{\text{phys}} = a(t)dt$), the GW equation (see appendix A for details) is given by equation (A.3).

$$\left(\frac{\partial^2}{\partial t^2} - c^2 \nabla^2\right) h_{ij}^{\text{TT}}(\mathbf{x}, t) = \frac{16\pi G}{a(t)} c^2 T_{ij}^{\text{TT}}(\mathbf{x}, t), \quad (3)$$

where ∇ refers to comoving spatial derivatives, $a(t)$ is the scale factor in the Friedmann–Lemaître–Robertson–Walker (FLRW) model, which describes the metric tensor in a spatially flat isotropic and homogeneous universe, h_{ij}^{TT} are the scaled tensor-mode perturbations of the metric tensor, also called strains, related to physical strains through $h_{ij}^{\text{TT}}(\mathbf{x}, t) = a(t)h_{ij,\text{phys}}^{\text{TT}}(\mathbf{x}, t)$,

such that the spatial components of the metric tensor are $g_{ij}(\mathbf{x}, t) = a^2(t) (\delta_{ij} + h_{ij,\text{phys}}^{\text{TT}}(\mathbf{x}, t))$, being δ_{ij} the Kronecker delta, c is the speed of light, G is Newton’s gravitational constant, and $T_{ij}^{\text{TT}}(\mathbf{x}, t)$ is the transverse and traceless (TT) projection of the comoving stress–energy tensor $T_{ij}(\mathbf{x}, t)$; see Grishchuk (1974) and Deryagin et al. (1986). During the radiation-dominated epoch, a evolves linearly with conformal time, as inferred from the Friedmann equations (Friedmann 1922) for a perfect fluid with relativistic equation of state $p = \rho c^2/3$. Hence, in equation (3) there is no damping term due to the expansion of the universe; see also appendix A.

The TT projection (see box 35.1 of Misner et al. 1973) can be computed in Fourier space (indicated by a tilde) as

$$\tilde{T}_{ij}^{\text{TT}}(\mathbf{k}, t) = (P_{il}P_{jm} - \frac{1}{2}P_{ij}P_{lm}) \tilde{T}_{lm}(\mathbf{k}, t), \quad (4)$$

where $P_{ij}(\mathbf{k}) = \delta_{ij} - \hat{k}_i \hat{k}_j$ is the projection operator, \mathbf{k} is the wavevector, and $\hat{\mathbf{k}} = \mathbf{k}/k$ is its unit vector with $k = |\mathbf{k}|$ being the modulus. The total stress consists of the sum of Reynolds and Maxwell stresses, expressed for flat space-time geometry as

$$T_{ij} = (p + \rho c^2) \gamma^2 u_i u_j / c^2 + p \delta_{ij} - B_i B_j / \mu_0 + \delta_{ij} \mathbf{B}^2 / (2\mu_0) + \dots, \quad (5)$$

where p is the fluid pressure, $\mathcal{E}_{\text{rad}} = \rho c^2$ is the radiation energy density, being ρ a normalised energy density (not to be confused with the previously introduced mass density), $\gamma = (1 - \mathbf{u}^2/c^2)^{-1/2}$ is the Lorentz factor, \mathbf{u} is the turbulent velocity,

\mathbf{B} is the magnetic field, μ_0 is the vacuum permeability and the ellipsis denotes viscous and resistive contributions that are here ignored.

From now on, we will use Lorentz–Heaviside units for the magnetic field, such that $\mu_0 = 1$. The MHD fields (p , ρ , \mathbf{u} and \mathbf{B}) defined in equation (5) are functions of comoving space and conformal time coordinates. They are expressed as comoving fields, leading to the comoving stress–energy tensor.

The GW equation (3) can be normalised using normalised conformal time $\bar{t} = t/t_*$, normalised Laplacian $\bar{\nabla}^2 = H_*^2 \nabla^2 / c^2$, and normalised stress–energy tensor $\bar{T}_{ij}^{\text{TT}} = T_{ij}^{\text{TT}} / \mathcal{E}_{\text{rad}}^*$, where t_* , H_* , and $\mathcal{E}_{\text{rad}}^*$ are time, the Hubble parameter $H(t) = \dot{a}/a = a'/a^2$ (with the dot denoting physical time t_{phys} derivative, while the prime denotes normalised conformal time t derivative), and the radiation energy density; see equation (A.4), respectively, at the time of generation (see appendix A for details). The normalised equation during the radiation-dominated epoch is

$$\left(\frac{\partial^2}{\partial \bar{t}^2} - \bar{\nabla}^2 \right) h_{ij}^{\text{TT}} = \frac{6}{\bar{t}} T_{ij}^{\text{TT}}, \quad (6)$$

where the overbar has been omitted, so we will be referring to normalised time, Laplacian operator and stress–energy tensor from now on unless otherwise stated.

2.2. TT projection and linear polarisation basis

The six components of the spatial part of the symmetric tensor $h_{ij}(\mathbf{x}, t)$, characterising the linearised evolution of the scaled strains, contain four degrees of gauge freedom. In the TT gauge, these are eliminated by requiring $\tilde{h}_{ij}^{\text{TT}}(\mathbf{k}, t)$ to be a traceless and transverse tensor, i.e., $\tilde{h}_{ii}^{\text{TT}}(\mathbf{k}, t) = 0$, and $k_j \tilde{h}_{ij}^{\text{TT}}(\mathbf{k}, t) = 0$, respectively, where Einstein notation is being used, leaving only two independent components which, in the linear polarisation basis, are the $+$ and \times polarisation modes. To compute the physically observable characteristic strain h_{rms} , GW energy density, and the degree of circular polarisation, we compute $\tilde{h}_{ij}^{\text{TT}}(\mathbf{k}, t)$ and $\tilde{h}_{ij}^{\text{TT}}(\mathbf{k}t)$, and express them in terms of the linear polarisation modes. The observable spectra of interest are defined and derived in more detail in section 2.5. To compute $\tilde{h}_{ij}^{\text{TT}}(\mathbf{k}, t)$ from $h_{ij}(\mathbf{x}, t)$, we Fourier transform the using the convention

$$\tilde{h}_{ij}(\mathbf{k}, t) = \int h_{ij}(\mathbf{x}, t) e^{-i\mathbf{k} \cdot \mathbf{x}} d^3x, \quad (7)$$

for $1 \leq i \leq j \leq 3$ and compute the components in the TT gauge as

$$\tilde{h}_{ij}^{\text{TT}}(\mathbf{k}, t) = (P_{il}P_{jm} - \frac{1}{2}P_{ij}P_{lm}) \tilde{h}_{lm}(\mathbf{k}, t). \quad (8)$$

Next, we compute the linear polarisation basis,

$$e_{ij}^+(\mathbf{k}) = e_i^1 e_j^1 - e_i^2 e_j^2, \quad e_{ij}^\times(\mathbf{k}) = e_i^1 e_j^2 + e_i^2 e_j^1, \quad (9)$$

where \mathbf{e}^1 and \mathbf{e}^2 are unit vectors perpendicular to \mathbf{k} and perpendicular to each other.

This polarisation basis has the following orthogonality property

$$e_{ij}^+ e_{ij}^+ = e_{ij}^\times e_{ij}^\times = 2, \quad e_{ij}^+ e_{ij}^\times = 0. \quad (10)$$

Thus,

the strains are decomposed into the two independent $+$ and \times modes, such that $\tilde{h}_{ij}^{\text{TT}}(\mathbf{k}, t) =$

$e_{ij}^+(\mathbf{k})\tilde{h}_+^{\text{TT}}(\mathbf{k}, t) + e_{ij}^\times(\mathbf{k})\tilde{h}_\times^{\text{TT}}(\mathbf{k}, t)$, with

$$\tilde{h}_+(\mathbf{k}, t) = \frac{1}{2}e_{ij}^+(\mathbf{k})\tilde{h}_{ij}(\mathbf{k}, t), \quad \tilde{h}_\times(\mathbf{k}, t) = \frac{1}{2}e_{ij}^\times(\mathbf{k})\tilde{h}_{ij}(\mathbf{k}, t). \quad (11)$$

We then return into physical space and compute

$$h_{+,\times}(\mathbf{x}, t) = \frac{1}{(2\pi)^3} \int \tilde{h}_{+,\times}(\mathbf{k}, t) e^{i\mathbf{k}\cdot\mathbf{x}} d^3k. \quad (12)$$

Analogous calculations are performed to compute $\tilde{h}'_{+,\times}(\mathbf{k}, t)$ and $\tilde{T}_{+,\times}(\mathbf{k}, t)$. The GW equation (6) can be expressed for the two independent $+, \times$ modes, in Fourier space, as

$$\left(\frac{\partial^2}{\partial t^2} + k^2\right)\tilde{h}_{+,\times}(\mathbf{k}, t) = \frac{6}{t}\tilde{T}_{+,\times}(\mathbf{k}, t). \quad (13)$$

2.3. Choice of unit vectors in Fourier space

The linear polarisation basis is formed by \mathbf{e}^1 , \mathbf{e}^2 , and $\mathbf{e}^3 = \hat{\mathbf{k}}$, for all wavevectors, but $\mathbf{k} = 0$, which is neglected in GW spectra because uniform fields do not generate GWs due to the traceless projection that rules out scalar factors. To construct \mathbf{e}^1 and \mathbf{e}^2 from \mathbf{k} , we distinguish three cases

$$\text{for } |k_1| < \min(|k_2|, |k_3|) : \quad \mathbf{e}^1 = \text{sgn}(\mathbf{k}) (0, -\hat{k}_3, \hat{k}_2), \quad \mathbf{e}^2 = (\hat{k}_2^2 + \hat{k}_3^2, -\hat{k}_1\hat{k}_2, -\hat{k}_1\hat{k}_3), \quad (14)$$

$$\text{for } |k_2| < \min(|k_3|, |k_1|) : \quad \mathbf{e}^1 = \text{sgn}(\mathbf{k}) (\hat{k}_3, 0, -\hat{k}_1), \quad \mathbf{e}^2 = (-\hat{k}_2\hat{k}_1, \hat{k}_3^2 + \hat{k}_1^2, -\hat{k}_2\hat{k}_3), \quad (15)$$

$$\text{for } |k_3| \leq \min(|k_1|, |k_2|) : \quad \mathbf{e}^1 = \text{sgn}(\mathbf{k}) (-\hat{k}_2, \hat{k}_1, 0), \quad \mathbf{e}^2 = (-\hat{k}_3\hat{k}_1, -\hat{k}_3\hat{k}_2, \hat{k}_1^2 + \hat{k}_2^2), \quad (16)$$

where we define the sign of a general wavevector $\mathbf{k} = (k_1, k_2, k_3)$ in the following way

$$\text{sgn}(\mathbf{k}) = \begin{cases} \text{sgn}(k_3) & \text{if } k_3 \neq 0, \\ \text{sgn}(k_2) & \text{if } k_3 = 0 \text{ and } k_2 \neq 0, \\ \text{sgn}(k_1) & \text{if } k_2 = k_3 = 0, \end{cases} \quad (17)$$

such that half of the wavevectors are considered positive and the other corresponding half of the wavevectors are considered negative. The way to choose which half of the wavevectors are positive is arbitrary and could be changed leading to the same final result.

Note that neither \mathbf{e}^1 nor \mathbf{e}^2 flip sign under the parity transformation $\mathbf{k} \rightarrow -\mathbf{k}$. The reason for the $\text{sgn}(\mathbf{k})$ term is the following. The linear polarisation tensorial basis e_{ij}^+ and e_{ij}^\times must be represented by even operators with respect to \mathbf{k} to reproduce the required modes, as will be shown in next section with a simple one-dimensional Beltrami field example. Alternatively, without loss of generality, we could have defined \mathbf{e}^1 and \mathbf{e}^2 such that both e_{ij}^+ and e_{ij}^\times tensors flip sign under $\mathbf{k} \rightarrow -\mathbf{k}$, i.e., are odd operators.

2.4. Characteristic amplitude and GW energy density

The most important physical observables related to stochastic primordial GWs are the characteristic amplitude $h_{\text{rms}}(t)$ and the normalised GW energy density $\Omega_{\text{GW}}(t)$. In this section, we give a definition of these functions in terms of the strains h_{ij}^{TT} , where TT will be omitted to simplify notation, in physical space. In section 2.5 we define the corresponding spectral functions $h_{\text{rms}}(k, t)$ and $\Omega_{\text{GW}}(k, t)$ in wavenumber space. We also define the magnetic and kinetic energy densities $\Omega_i(t)$ and $\Omega_i(k, t)$, for $i = \text{M}, \text{K}$. It is common notation to use Ω for normalised energy densities in cosmology.

2.4.1. Characteristic amplitude $h_{\text{rms}}(t)$

The characteristic amplitude $h_{\text{rms}}(t)$ of GWs is defined as

$$h_{\text{rms}}^2(t) = \frac{1}{2} \langle h_{ij}^{\text{phys}}(\mathbf{x}, t) h_{ij}^{\text{phys}}(\mathbf{x}, t) \rangle, \quad (18)$$

where angle brackets indicate volume averaging in physical space. Note that we construct $h_{\text{rms}}(t)$ from the final solutions of the GW equation, which are already gauge invariant. The characteristic amplitude $h_{\text{rms}}(t)$ can also be expressed in terms of the scaled strains and normalised conformal time as

$$h_{\text{rms}}^2(t) = \frac{1}{2t^2} \langle h_{ij}(\mathbf{x}, t) h_{ij}(\mathbf{x}, t) \rangle. \quad (19)$$

In our simulations, we assume MHD turbulence sourcing GWs from the time of generation until the end of the radiation-dominated epoch, at recombination. At this point, we assume that there are no sources affecting the primordial stochastic GW background, that freely propagates without sourcing terms from this time on. In the absence of GW sources, the strains damp proportional to a^{-1} with the expansion of the universe, as can be inferred from equation (6) with $T_{ij} = 0$. The observable characteristic amplitude at the present time h_{rms}^0 is related to the final result obtained at the end of the simulation (denoted by superscript “end”) as

$$h_{\text{rms}}^0 = h_{\text{rms}}^{(\text{end})} a^{(\text{end})} a_0^{-1} = \sqrt{\frac{1}{2} \langle h_{ij}(\mathbf{x}, t) h_{ij}(\mathbf{x}, t) \rangle^{(\text{end})}} a_0^{-1}, \quad (20)$$

where a_0 is the scale factor at the present time, scaled such that $a_* = 1$ at the time of generation; see equation (A.7). It has been used that the scale factor $a(t) = t$ in normalised units (see appendix A for details), to simplify previous equation.

2.4.2. GW energy density $\Omega_{\text{GW}}(t)$

The mean GW energy density $\mathcal{E}_{\text{GW}}(t)$ is obtained from the solution to the tensor-mode perturbations as

$$\mathcal{E}_{\text{GW}}(t) = \frac{c^2}{32\pi G} \langle \dot{h}_{ij}^{\text{phys}}(\mathbf{x}, t) \dot{h}_{ij}^{\text{phys}}(\mathbf{x}, t) \rangle. \quad (21)$$

The normalised GW energy density $\Omega_{\text{GW}}(t)$, is

$$\Omega_{\text{GW}}(t) = \frac{\mathcal{E}_{\text{GW}}(t)}{\mathcal{E}_{\text{rad}}^*} = \frac{1}{12H_*^2} \langle \dot{h}_{ij}^{\text{phys}}(\mathbf{x}, t) \dot{h}_{ij}^{\text{phys}}(\mathbf{x}, t) \rangle. \quad (22)$$

In the case of expanding universe, it is also useful to define normalised $\Omega_{\text{GW}}^0(t) = \mathcal{E}_{\text{GW}}(t) / \mathcal{E}_{\text{crit}}^0$, where $\mathcal{E}_{\text{crit}}^0 = 3H_0^2 c^2 / (8\pi G)$ is the critical energy density at present time, being H_0 the current Hubble parameter. The value of Hubble parameter at present time is customarily expressed as $H_0 = 100 h_0 \text{ km s}^{-1} \text{ Mpc}^{-1}$, where $h_0 \approx 0.71$ takes into account the uncertainties of its value. It is customary to represent $h_0^2 \Omega_{\text{GW}}^0(t)$ to get rid of the uncertainties of H_0 in the calculations (Maggiore 2000). This is used to compute the present time observable GW signal generated during the early universe turbulent event and taking into account its dilution due to the expansion of the universe, as it has been done for $h_{\text{rms}}(t)$.

We recall that the dots in equations (21) and (22) denote physical time derivatives. In terms of normalised conformal time t and scaled strains $h_{ij}(\mathbf{x}, t)$, the physical time derivative of the physical strains $\dot{h}_{ij}^{\text{phys}}(\mathbf{x}, t)$ is

$$\dot{h}_{ij}^{\text{phys}}(\mathbf{x}, t) = \frac{H_*}{t} \frac{\partial}{\partial t} \left(\frac{h_{ij}(\mathbf{x}, t)}{t} \right) = \frac{H_*}{t^2} \left(h'_{ij}(\mathbf{x}, t) - \frac{h_{ij}(\mathbf{x}, t)}{t} \right). \quad (23)$$

Therefore, the normalised GW energy density $\Omega_{\text{GW}}^0(t)$ can be expressed in terms of the normalised conformal time as

$$\Omega_{\text{GW}}^0(t) = \frac{(H_*/H_0)^2}{12t^4} \left[\langle h'_{ij} h'_{ij} \rangle + \frac{1}{t^2} \langle h_{ij} h_{ij} \rangle - \frac{2}{t} \langle h'_{ij} h_{ij} \rangle \right], \quad (24)$$

where the explicit dependence on \mathbf{x} and t has been omitted to simplify the notation. The energy density $\Omega_{\text{GW}}^0(t)$ has three different contributions:

$$\Omega_{\text{GW}}^{\text{h}',0}(t) \propto \langle h'_{ij} h'_{ij} \rangle, \quad \Omega_{\text{GW}}^{\text{h},0}(t) \propto \langle h_{ij} h_{ij} \rangle = 2t^2 h_{\text{rms}}^2(t), \quad \Omega_{\text{GW}}^{\text{mix},0}(t) \propto \langle h'_{ij} h_{ij} \rangle, \quad (25)$$

such that $\Omega_{\text{GW}}^0(t) = \Omega_{\text{GW}}^{\text{h}',0}(t) + t^{-2} \Omega_{\text{GW}}^{\text{h},0}(t) - 2t^{-1} \Omega_{\text{GW}}^{\text{mix},0}(t)$. Note that $\Omega_{\text{GW}}(t)$ is obtained from equation (24) without the prefactor H_*/H_0 , as well as $\Omega_{\text{GW}}^i(t)$, for $i = \text{h}', \text{h}, \text{mix}$. After recombination, when the universe becomes dominated by matter, the energy densities dilute proportional to a^{-4} due to the expansion of the universe. We can relate the GW energy density at the present time with the final result obtained at the end of the simulation as

$$\Omega_{\text{GW}}^0 = \Omega_{\text{GW}}^0(t_{\text{end}}) t_{\text{end}}^4 a_0^{-4} = \Omega_{\text{GW}}^{\text{h}',0} + t_{\text{end}}^{-2} \Omega_{\text{GW}}^{\text{h},0} - 2t_{\text{end}}^{-1} \Omega_{\text{GW}}^{\text{mix},0}, \quad (26)$$

where

$$\begin{aligned} \Omega_{\text{GW}}^{\text{h}',0} &= \frac{(H_*/H_0)^2}{12a_0^4} \langle h'_{ij} h'_{ij} \rangle^{(\text{end})}, \quad \Omega_{\text{GW}}^{\text{h},0} = \frac{(H_*/H_0)^2}{12a_0^4} \langle h_{ij} h_{ij} \rangle^{(\text{end})}, \\ \Omega_{\text{GW}}^{\text{mix},0} &= \frac{(H_*/H_0)^2}{12a_0^4} \langle h_{ij} h'_{ij} \rangle^{(\text{end})}. \end{aligned} \quad (27)$$

Note that Ω_{GW}^0 and $\Omega_{\text{GW}}^0(t)$ are defined differently, and they are differentiated by the explicit specification of the argument t . The same statement is true for the different components $\Omega_{\text{GW}}^{i,0}$ for $i = \text{h}', \text{h}, \text{mix}$.

2.4.3. Magnetic $\Omega_{\text{M}}(t)$ and kinetic energy density $\Omega_{\text{K}}(t)$

The influence of velocity and magnetic fields on the sourcing stress-energy tensor $T_{ij}(\mathbf{x}, t)$ depends on the kinetic and magnetic energies. These are defined from the physical density, velocity and magnetic fields as $\mathcal{E}_{\text{K}}(t) = \langle \rho(\mathbf{x}, t) \mathbf{u}^2(\mathbf{x}, t) \rangle / 2$ and $\mathcal{E}_{\text{M}}(t) = \langle \mathbf{B}^2(\mathbf{x}, t) \rangle / 2$.

The normalised magnetic and kinetic energy densities are defined as $\Omega_i(t) = \mathcal{E}_i(t) / \mathcal{E}_{\text{rad}}^*$, for $i = \text{M}, \text{K}$.

2.5. Spectral functions

2.5.1. Characteristic amplitude $h_{\text{rms}}(k, t)$ spectrum

We are interested in the spectra related to the physical observables that have been described in terms of their dependence on wavenumber k and hence frequency f , related to each other through the dispersion relation for GWs, $2\pi f = ck$. Note that k and f are comoving and normalised as described in appendix A. We define the spectral function $S_h(k, t)$ as

$$S_h(k, t) = \int_{\Omega_D} \left(\left| \tilde{h}_+^{\text{phys}}(\mathbf{k}, t) \right|^2 + \left| \tilde{h}_\times^{\text{phys}}(\mathbf{k}, t) \right|^2 \right) k^{D-1} d\Omega_k. \quad (28)$$

This is the shell-integrated spectrum over all directions of $\frac{1}{2} \tilde{h}_{ij}^{\text{phys}} \tilde{h}_{ij}^{\text{phys},*}$, which can be expressed using equation (10) in the linear polarisation basis using its orthogonality property as $\tilde{h}_+^{\text{phys}} \tilde{h}_+^{\text{phys},*} + \tilde{h}_\times^{\text{phys}} \tilde{h}_\times^{\text{phys},*}$, D is the number of dimensions, and Ω_D is the solid angle in D dimensions, such that $\Omega_1 = 2$, $\Omega_2 = 2\pi$, $\Omega_3 = 4\pi$ are, respectively, the $(D-1)$ -surface of a line, a circle and a sphere. The spectral function $S_h(k, t)$ is expressed in terms of the scaled

strains $\tilde{h}_{+, \times}(\mathbf{k}, t)$ as

$$S_h(k, t) = \frac{1}{t^2} \int_{\Omega_D} \left(\left| \tilde{h}_+(\mathbf{k}, t) \right|^2 + \left| \tilde{h}_\times(\mathbf{k}, t) \right|^2 \right) k^{D-1} d\Omega_k. \quad (29)$$

For a non-expanding universe we can directly use equation (28) since scaled and physical strains are then the same.

We now define the spectral function associated with the characteristic strain $h_{\text{rms}}(k, t)$ as

$$h_{\text{rms}}^2(k, t) = k S_h(k, t), \quad \text{such that} \quad \int_{-\infty}^{\infty} h_{\text{rms}}^2(k, t) d \ln k = h_{\text{rms}}^2(t), \quad (30)$$

where $h_{\text{rms}}(t)$ is the characteristic amplitude defined in equation (18). This can be shown making use of the Parseval's theorem

$$\begin{aligned} \langle h_{ij}(\mathbf{x}, t) h_{ij}(\mathbf{x}, t) \rangle &= \frac{1}{L^3} \int_{\mathcal{V}} h_{ij}(\mathbf{x}, t) h_{ij}(\mathbf{x}, t) d^3 \mathbf{x} = \int_{\mathcal{V}_k} \tilde{h}_{ij}(\mathbf{k}, t) \tilde{h}_{ij}(\mathbf{k}, t) d^3 \mathbf{k} \\ &= 2 \int_{\mathcal{V}_k} \left(\tilde{h}_+(\mathbf{k}, t) \tilde{h}_+^*(\mathbf{k}, t) + \tilde{h}_\times(\mathbf{k}, t) \tilde{h}_\times^*(\mathbf{k}, t) \right) d^3 \mathbf{k} = 2t^2 \int_0^\infty S_h(k, t) dk = 2t^2 h_{\text{rms}}^2(t), \end{aligned} \quad (31)$$

where \mathcal{V} and \mathcal{V}_k is the volume in physical and Fourier space, respectively. The physical volume for our cubic periodic domain of length L is $\mathcal{V} = L^3$.

The distinction between $h_{\text{rms}}(k, t)$ and $h_{\text{rms}}(t)$ is solely through their different arguments. Such a notation is commonly used in cosmology. Note that $h_{\text{rms}}^2(k, t)$ is the strain spectrum per logarithmic wavenumber interval.

The spectral function associated with the characteristic amplitude $h_{\text{rms}}^0(k)$ can also be expressed as an observable at the present time, as it has been done in equation (20), for the physical $h_{\text{rms}}(t)$.

$$h_{\text{rms}}^0(k) = a_0^{-1} \sqrt{k S_h(k, t_{\text{end}})}, \quad (32)$$

where t_{end} is the end time of the simulation. The wavenumber k in the argument of $h_{\text{rms}}^0(k)$ is the normalised comoving wavenumber. However, when we compute the observable h_{rms} spectrum at the present time, we are interested in its dependence with physical wavenumber k_0^{phys} . This is given by

$$k_0^{\text{phys}} = H_* a_0^{-1} k / c. \quad (33)$$

This shifting in wavenumbers is computed for the following spectral functions when we plot spectra as observables at the present time.

2.5.2. GW energy spectrum $\Omega_{\text{GW}}(k, t)$

Analogous to $S_h(k, t)$ we define the spectral function $S_{\dot{h}}(k, t)$, with a dot, as

$$S_{\dot{h}}(k, t) = \int_{\Omega_D} \left(\left| \dot{\tilde{h}}_+^{\text{phys}}(\mathbf{k}, t) \right|^2 + \left| \dot{\tilde{h}}_\times^{\text{phys}}(\mathbf{k}, t) \right|^2 \right) k^{D-1} d\Omega_k. \quad (34)$$

This is the shell-integrated spectrum over all directions of $\frac{1}{2} \dot{\tilde{h}}_{ij}^{\text{phys}} \dot{\tilde{h}}_{ij}^{\text{phys},*} = \dot{\tilde{h}}_+^{\text{phys}} \dot{\tilde{h}}_+^{\text{phys},*} + \dot{\tilde{h}}_\times^{\text{phys}} \dot{\tilde{h}}_\times^{\text{phys},*}$, defined as in equation (28).

The corresponding spectral function for the energy spectrum $E_{\text{GW}}(k, t)$ is defined as

$$E_{\text{GW}}(k, t) = \frac{c^2}{16\pi G} S_{\dot{h}}(k, t), \quad \text{such that} \quad \int_0^\infty E_{\text{GW}}(k, t) dk = \mathcal{E}_{\text{GW}}(t). \quad (35)$$

The normalised spectral function $\Omega_{\text{GW}}(k, t)$ is distinguished from $\Omega_{\text{GW}}(t)$ through its different

argument. Again, this follows common usage in cosmology. It is defined as

$$\Omega_{\text{GW}}(k, t) = \frac{k S_h(k, t)}{6H_*^2}, \quad \text{such that} \quad \int_{-\infty}^{\infty} \Omega_{\text{GW}}(k, t) d \ln k = \Omega_{\text{GW}}(t), \quad (36)$$

where, as before, the resulting mean energy densities $\mathcal{E}_{\text{GW}}(t)$ and $\Omega_{\text{GW}}(t)$ correspond to those defined in equations (21) and (22), respectively, due to Parseval's theorem, used in equation (31). Note that, as for $h_{\text{rms}}(k, t)$, $\Omega_{\text{GW}}(k, t)$ is the spectrum defined per unit logarithmic wavenumber. We also define $\Omega_{\text{GW}}^0(k, t)$ normalising with H_0 instead of H_* , as in equation (22).

The antisymmetric spectral function of GWs, $A_h(k, t)$, in relation to the symmetric spectral function $S_h(k, t)$, is defined as

$$A_h(k, t) = \int_{\Omega_D} \left(\dot{h}_+^{\text{phys}} \dot{h}_\times^{\text{phys},*} - \dot{h}_+^{\text{phys},*} \dot{h}_\times^{\text{phys}} \right) k^{D-1} d\Omega_k = 2 \int_{\Omega_D} \text{Im} \left(\dot{h}_+^{\text{phys}} \dot{h}_\times^{\text{phys},*} \right) k^{D-1} d\Omega_k, \quad (37)$$

where the explicit dependence on \mathbf{k} and t in the integrand has been avoided for notational simplicity. Contrary to the symmetric spectral function $S_h(k, t)$, which is positive definite, $A_h(k, t)$ can be positive or negative. The motivation to define $S_h(k, t)$ and $A_h(k, t)$, follows the description of the autocorrelation function for a given tensor used in Caprini et al. (2004).

The autocorrelation function for the physical time derivative of the scaled strains $\dot{h}_{ij}(\mathbf{k}, t)$ is defined in terms of the symmetric and antisymmetric spectral functions as

$$\langle \dot{h}_{ij}(\mathbf{k}, t) \dot{h}_{lm}^*(\mathbf{k}', t) \rangle = \frac{1}{4} \left[\mathcal{M}_{ijlm} S_h(k, t) + i \mathcal{A}_{ijlm} A_h(k, t) \right] \delta^3(\mathbf{k} - \mathbf{k}'), \quad (38)$$

where $\delta^3(\mathbf{k} - \mathbf{k}')$ is the Dirac delta function centered around \mathbf{k}' , and the prefactor tensors \mathcal{A}_{ijlm} , and \mathcal{M}_{ijlm} are defined as

$$\mathcal{M}_{ijlm} = P_{il} P_{jm} + P_{im} P_{jl} - P_{ij} P_{lm}, \quad \mathcal{A}_{ijlm} = \frac{1}{2} \mathbf{e}^q (P_{jm} \epsilon_{ilq} + P_{il} \epsilon_{jmq} + P_{im} \epsilon_{jlq} + P_{jl} \epsilon_{imq}), \quad (39)$$

and where P_{ij} is the projection operator that appears in equation (4), \mathbf{e}^i is the basis defined in section 2.3, and ϵ_{ijk} is the Levi-Civita tensor. Due to the appearance of \mathbf{e}^i in the prefactor tensor \mathcal{A}_{ijlm} of $A_h(k, t)$, the shell-integration, defined in equation (37), needs to follow the description of section 2.3 to obtain the correct sign.

The spectral function associated with the corresponding antisymmetric contribution to the energy density, $H_{\text{GW}}(k, t)$, is

$$H_{\text{GW}}(k, t) = \frac{c^2}{16\pi G} A_h(k, t), \quad \text{such that} \quad \int_0^\infty H(k, t) dk = \mathcal{H}_{\text{GW}}(t), \quad (40)$$

where an antisymmetric or helical energy density $\mathcal{H}_{\text{GW}}(t)$ has been defined in relation to the energy density $\mathcal{E}_{\text{GW}}(t)$.

The normalised helical spectral function $\Xi_{\text{GW}}(k, t)$ is defined as

$$\Xi_{\text{GW}}(k, t) = \frac{k A_h(k, t)}{6H_*^2}, \quad \text{such that} \quad \int_{-\infty}^{\infty} \Xi_{\text{GW}}(k, t) d \ln k = \Xi_{\text{GW}}(t), \quad (41)$$

where again a normalised total helical spectral function $\Xi_{\text{GW}}(t)$ has been defined. We also define $\Xi_{\text{GW}}^0(k, t)$ and $\Xi_{\text{GW}}^0(t)$ normalised with H_0 .

The polarisation degree of GWs is defined as the ratio between the antisymmetric and symmetric spectra.

$$\mathcal{P}(k, t) = \frac{\Xi_{\text{GW}}(k, t)}{\Omega_{\text{GW}}(k, t)} = \frac{A_h(k, t)}{S_h(k, t)}. \quad (42)$$

The spectral functions $S_h(k, t)$ and $A_h(k, t)$ depend on the physical time derivatives of the physical strains. We want to express the spectral functions in terms of conformal time

derivatives of scaled strains. For that purpose, to compute $S_i(k, t)$, we define the spectral functions $S_{h'}(k, t)$ and $S_{\text{mix}}(k, t)$ as

$$S_{h'}(k, t) = \int_{\Omega_D} \left(\left| \tilde{h}'_+(\mathbf{k}, t) \right|^2 + \left| \tilde{h}'_\times(\mathbf{k}, t) \right|^2 \right) k^{D-1} d\Omega_k, \quad (43)$$

$$S_{\text{mix}}(k, t) = \int_{\Omega_D} \text{Re} \left(\tilde{h}_+ \tilde{h}'_+^*(\mathbf{k}, t) + \tilde{h}_\times \tilde{h}'_\times^*(\mathbf{k}, t) \right) k^{D-1} d\Omega_k. \quad (44)$$

Now, using equation (23), we can express $S_i(k, t)$ as

$$S_i(k, t) = \frac{H_*^2}{t^4} \left[S_{h'}(k, t) + S_h(k, t) - 2t^{-1} S_{\text{mix}}(k, t) \right], \quad (45)$$

where $S_h(k, t) \propto \left| \tilde{h}_+^{\text{phys}} \right|^2 + \left| \tilde{h}_\times^{\text{phys}} \right|^2 = t^{-2} \left(\left| \tilde{h}_+ \right|^2 + \left| \tilde{h}_\times \right|^2 \right)$, is expressed in terms of physical strains, or in terms of scaled strains with an extra factor t^{-2} ; see equations (28) and (29).

For the antisymmetric spectral function we define $A_{h'}(k, t)$, $A_{\text{mix}}(k, t)$ and $A_h(k, t)$ as

$$A_{h'}(k, t) = 2 \int_{\Omega_D} \text{Im} \left(\tilde{h}'_+ \tilde{h}'_\times^* \right) k^{D-1} d\Omega_k, \quad A_{\text{mix}}(k, t) = \int_{\Omega_D} \text{Im} \left(\tilde{h}'_+ \tilde{h}'_\times^* + \tilde{h}_+ \tilde{h}_\times^* \right) k^{D-1} d\Omega_k, \quad (46)$$

$$A_h(k, t) = 2 \int_{\Omega_D} \text{Im} \left(\tilde{h}_+^{\text{phys}} \tilde{h}_\times^{\text{phys}*} \right) k^{D-1} d\Omega_k = 2t^{-2} \int_{\Omega_D} \text{Im} \left(\tilde{h}_+ \tilde{h}_\times^* \right) k^{D-1} d\Omega_k, \quad (47)$$

such that $A_i(k, t)$ can be expressed as

$$A_i(k, t) = \frac{H_*^2}{t^4} \left[A_{h'}(k, t) + A_h(k, t) - 2t^{-1} A_{\text{mix}}(k, t) \right]. \quad (48)$$

Therefore, the spectral functions $\Omega_{\text{GW}}^0(k, t)$, $\Xi_{\text{GW}}^0(k, t)$, and $\mathcal{P}(k, t)$ can be expressed as

$$\Omega_{\text{GW}}^0(k, t) = \frac{(H_*/H_0)^2}{6t^4} k \left[S_{h'}(k, t) + S_h(k, t) - 2t^{-1} S_{\text{mix}}(k, t) \right], \quad (49)$$

$$\Xi_{\text{GW}}^0(k, t) = \frac{(H_*/H_0)^2}{6t^4} k \left[A_{h'}(k, t) + A_h(k, t) - 2t^{-1} A_{\text{mix}}(k, t) \right], \quad (50)$$

$$\mathcal{P}(k, t) = \frac{A_{h'}(k, t) + A_h(k, t) - 2t^{-1} A_{\text{mix}}(k, t)}{S_{h'}(k, t) + S_h(k, t) - 2t^{-1} S_{\text{mix}}(k, t)}. \quad (51)$$

Note that $\Omega_{\text{GW}}(k, t)$ and $\Xi_{\text{GW}}(k, t)$ are obtained using equations (49) and (50) without the factor H_*/H_0 .

We are interested in expressing the spectral functions corresponding to the energy densities as observables at the present time. These functions are obtained in the same way as equation (26).

$$\Omega_{\text{GW}}^0(k) = \frac{(H_*/H_0)^2}{6a_0^4} k \left[S_{h'}(k, t_{\text{end}}) + S_h(k, t_{\text{end}}) - 2t^{-1} S_{\text{mix}}(k, t_{\text{end}}) \right], \quad (52)$$

$$\Xi_{\text{GW}}^0(k) = \frac{(H_*/H_0)^2}{6a_0^4} k \left[A_{h'}(k, t_{\text{end}}) + A_h(k, t_{\text{end}}) - 2t^{-1} A_{\text{mix}}(k, t_{\text{end}}) \right]. \quad (53)$$

These spectra are more meaningfully described as functions of the physical wavenumber k_0^{phys} at the present time, given by equation (33).

2.5.3. Magnetic $\Omega_M(k, t)$ and kinetic energy density spectra $\Omega_K(k, t)$

The magnetic spectrum, $E_M(k, t)$, is defined as

$$E_M(k, t) = \int_{\Omega_D} \tilde{B}_i(\mathbf{k}, t) \tilde{B}_i^*(\mathbf{k}, t) k^{D-1} d\Omega, \quad \text{such that} \quad \int_0^\infty E_M(k, t) dk = \mathcal{E}_M(t), \quad (54)$$

where $\tilde{B}_i(\mathbf{k}, t)$ are the Fourier transformed comoving components of the magnetic field. Again, using Parseval's theorem, the energy density $\mathcal{E}_M(t)$ is the same as that defined in section 2.4.3.

In the same way, the kinetic spectrum, $E_K(k, t)$, is defined as

$$E_K(k, t) = \int_{\Omega_D} \tilde{u}_i(\mathbf{k}, t) \tilde{u}_i^*(\mathbf{k}, t) k^{D-1} d\Omega, \quad \text{such that} \quad \int_0^\infty E_K(k, t) dk = \mathcal{E}_K(t), \quad (55)$$

where $\tilde{u}_i(\mathbf{k}, t)$ are the Fourier transformed comoving components of the velocity field.

2.6. Hydromagnetic equations

There is a striking analogy between the normalised radiation energy density ρ in the present context of an ultrarelativistic gas and the mass density in the usual MHD equations

and in the Lighthill equation (2). This analogy was employed by Christensson et al. (2001) and Banerjee & Jedamzik (2004) to argue that the equations for the early universe could be solved using just ordinary MHD codes. Here and below, we expand γ in \mathbf{u}/c , i.e., $\gamma \sim 1 + \frac{1}{2}\mathbf{u}^2/c^2$, including only terms up to second order. The p/c^2 term enters in the stress-energy tensor because in a relativistic plasma, the gas pressure is equal to one third of the radiation energy density, ρc^2 . Using the ultrarelativistic equation of state, we have $p = \rho c^2/3$, so the prefactor of $\gamma^2 u_i u_j$ in equation (5) reduces to $4\rho/3$. Hence, similar $4/3$ factors appear in the MHD equations for an ultrarelativistic gas in a flat expanding universe (Brandenburg et al. 1996, 2017, Kahnashvili et al. 2017), which are given by

$$\frac{\partial \ln \rho}{\partial t} = -\frac{4}{3} (\nabla \cdot \mathbf{u} + \mathbf{u} \cdot \nabla \ln \rho) + \frac{1}{\rho c^2} [\mathbf{u} \cdot (\mathbf{J} \times \mathbf{B}) + \eta \mathbf{J}^2], \quad (56)$$

$$\begin{aligned} \frac{\partial \mathbf{u}}{\partial t} = & -\mathbf{u} \cdot \nabla \mathbf{u} + \frac{\mathbf{u}}{3} (\nabla \cdot \mathbf{u} + \mathbf{u} \cdot \nabla \ln \rho) - \frac{\mathbf{u}}{\rho c^2} [\mathbf{u} \cdot (\mathbf{J} \times \mathbf{B}) + \eta \mathbf{J}^2] \\ & - \frac{c^2}{4} \nabla \ln \rho + \frac{3}{4\rho} \mathbf{J} \times \mathbf{B} + \frac{2}{\rho} \nabla \cdot (\rho \nu \mathbf{S}), \end{aligned} \quad (57)$$

$$\frac{\partial \mathbf{B}}{\partial t} = \nabla \times (\mathbf{u} \times \mathbf{B} - \eta \mathbf{J}), \quad (58)$$

where $S_{ij} = \frac{1}{2}(u_{i,j} + u_{j,i}) - \frac{1}{3}\delta_{ij}\nabla \cdot \mathbf{u}$ are the components of the rate-of-strain tensor with commas denoting partial derivatives, \mathbf{J} is the current density, ν is the viscosity, and η is the magnetic diffusivity. We emphasise that all variables have been scaled appropriately so that terms proportional to \dot{a}/a appear neither in equations (56)–(58) nor in equation (3), i.e., we use comoving variables that already take into account the effect of the universe expansion. Nevertheless, there remains the $1/a$ term on the right-hand side of the GW equation (3), which means that the source of GWs gradually declines.

Returning to the proposal of Christensson et al. (2001) and Banerjee & Jedamzik (2004) to use just ordinary MHD computer codes for simulating the early universe, it is useful to compare with the non-relativistic limit. Assuming $p + \mathbf{B}^2/2 \ll \rho c^2/3$, equations (56) and (57)

reduce to

$$\frac{\partial \ln \rho}{\partial t} = -(\nabla \cdot \mathbf{u} + \mathbf{u} \cdot \nabla \ln \rho), \quad (59)$$

$$\frac{\partial \mathbf{u}}{\partial t} = -\mathbf{u} \cdot \nabla \mathbf{u} - \frac{1}{\rho} \nabla p + \frac{1}{\rho} \mathbf{J} \times \mathbf{B} + \frac{2}{\rho} \nabla \cdot (\rho \nu \mathbf{S}), \quad (60)$$

amended by an isothermal equation of state with $p = \rho c_s^2$ (Christensson et al. 2001, Banerjee & Jedamzik 2004), and equation (58) is unchanged. However, in this paper we do not use the simplified equations even though the difference in the final results between the two sets of equations is small: the kinetic energy is less by a factor 4/3 in the relativistic case in the magnetically dominated case, while in the magnetically subdominant case, the magnetic energy is larger by a factor 4/3; see Brandenburg et al. (2017).

2.7. Two approaches to solving the GW equation

The aforementioned decomposition onto the linear polarisation basis is applied to the normalised and comoving stress-energy tensor T_{ij}^{TT} in equation (6). However, this projection is computationally expensive, because it requires nonlocal operations involving Fourier transformations. When numerically integrating the GW equations, it is therefore advantageous to evolve instead the scaled strains, $h_{ij}(\mathbf{x}, t)$, in an arbitrary gauge (obtained as the solution for the GW equation sourced by the unprojected $T_{ij}(\mathbf{x}, t)$), compute $\tilde{h}_{ij}^{\text{TT}}(\mathbf{k}, t)$, and then perform the decomposition into the linear polarisation basis whenever we compute diagnostic quantities such as averages or spectra.

Note that the GW strains are always gauge invariant, $h_{ij}^{\text{TT}}(\mathbf{x}, t)$, while the strains unprojected $h_{ij}(\mathbf{x}, t)$ are a mathematical artifact used to solve the GW equation. Thus, we solve the linearised GW equation in the form

$$\left(\frac{\partial^2}{\partial t^2} - c^2 \nabla^2 \right) h_{ij}(\mathbf{x}, t) = \mathcal{G} T_{ij}(\mathbf{x}, t) \quad (\text{approach I}), \quad (61)$$

for the six components $1 \leq i \leq j \leq 3$. Here, $\mathcal{G} = 6/t$ is the prefactor in the normalised GW equation, given in equation (6), that is only valid in the radiation-dominated epoch, where the scale factor increases linearly with conformal time. In the matter-dominated epoch, by contrast, there would be an additional damping term that is not relevant for our study. For test purposes, equation (61) can also be applied to a non-expanding universe by setting a constant $\mathcal{G} = 6$; see equation (A.6).

In this case, the scaled perturbations and comoving variables are readily given as physical quantities.

Even in the general case when both \mathcal{G} and $T_{ij}(\mathbf{x}, t)$ change with time, those changes are small between two consecutive timesteps, due to the restriction on δt from the CFL condition. In Fourier space, assuming the right-hand side to be constant, this allows us to solve equation (61) *exactly* from one timestep to the next. In this second approach, we first compute $\tilde{T}_{ij}^{\text{TT}}(\mathbf{k}, t)$ in Fourier space and then determine the two independent components in the linear polarisation basis, $\tilde{T}_{+,\times}(\mathbf{k}, t)$. Thus, we only need to evolve $\tilde{h}_{+,\times}(\mathbf{k}, t)$. Furthermore, since the GW equation is second order in time, we also need to advance the first conformal time derivative, $\tilde{h}'_{+,\times}(\mathbf{k}, t)$. Knowing therefore $\tilde{h}_{+,\times}(\mathbf{k}, t)$ and $\tilde{h}'_{+,\times}(\mathbf{k}, t)$ at the conformal time t , we can compute the exact solution assuming constant $\mathcal{G}\tilde{T}_{+,\times}(\mathbf{k}, t)$ over the span of the timestep $(t, t + \delta t)$ as

$$\begin{pmatrix} \omega \tilde{h} - \omega^{-1} \mathcal{G} \tilde{T} \\ \tilde{h}' \end{pmatrix}_{+,\times}^{t+\delta t} = \begin{pmatrix} \cos \omega \delta t & \sin \omega \delta t \\ -\sin \omega \delta t & \cos \omega \delta t \end{pmatrix} \begin{pmatrix} \omega \tilde{h} - \omega^{-1} \mathcal{G} \tilde{T} \\ \tilde{h}' \end{pmatrix}_{+,\times}^t \quad (\text{approach II}). \quad (62)$$

Here $\omega = ck$ with $k = |\mathbf{k}|$ is the angular frequency at wavevector \mathbf{k} . In the following, both

approaches will be compared with each other

We use the PENCIL CODE¹ for the numerical treatment of equations (61) and (62) together with equations (56)–(58). In its default configuration, it uses a sixth-order accurate discretisation in space and a third-order accurate time stepping scheme.

Both, approaches I and II are implemented as special modules SPECIAL=gravitational_waves_hij6 and gravitational_waves_hTXk, respectively.

3. Results

3.1. GWs for a Beltrami field

It is useful to have an analytic solution to compare the numerical solutions against. A simple such example that has not previously been discussed in this context is the case of GWs generated by a magnetic Beltrami field in a non-expanding flat universe ($\mathcal{G} = 6$) in the absence of fluid motions. In this case, the scale factor, $a(t)$, does not affect the GW equation. Hence, the initial time can be chosen to be zero, and the field can then be written as

$$\mathbf{B}(x, t) = B_0 \Theta(t) \begin{pmatrix} 0 \\ \sin k_0 x \\ \cos k_0 x \end{pmatrix}, \quad (63)$$

where k_0 and B_0 are the characteristic wavenumber and amplitude of the Beltrami field, respectively, and $\Theta(t)$ is the Heaviside step function, such that the sourcing magnetic field is assumed to appear abruptly at the time of generation at $t = 0$.

The normalised magnetic energy density, $\Omega_M = B_0^2 / (2\mathcal{E}_{\text{rad}}^*)$ is constant in time. The Beltrami field can equally well be applied to the velocity field, i.e., $\mathbf{u}(x, t) = u_0 \Theta(t) (0, \sin k_0 x, \cos k_0 x)^T$, where k_0 and u_0 are the characteristic wavenumber and amplitude of the kinetic Beltrami field, respectively, and the normalised kinetic energy density, $\Omega_K = \rho u_0^2 / (2\mathcal{E}_{\text{rad}}^*)$. In this case, there would be no initial magnetic field, although it could be generated by a dynamo at later times. Hence, this case would require solving the time-dependent MHD equations simultaneously with the GW equation.

The fractional helicity of the Beltrami field is ± 1 and has the same sign as the characteristic wavenumber k_0 . The Beltrami field (when applied to \mathbf{B}) is force-free ($\mathbf{J} \times \mathbf{B} = \mathbf{0}$), so no velocity will be generated. In the absence of magnetic diffusion ($\eta = 0$), we can therefore treat this magnetic field as given and do not need to evolve it. In the TT projection, we can write the normalised stress tensor as $T_{ij}^{\text{TT}}(x, t) = (-B_i B_j + \frac{1}{2} \delta_{ij} \mathbf{B}^2) / \mathcal{E}_{\text{rad}}^*$ for $i, j = 2, 3$ and $T_{ij}^{\text{TT}} = 0$ for $i = 1$ and/or $j = 1$. We have

$$T_{ij}^{\text{TT}}(x, t) = -\Omega_M \Theta(t) \begin{pmatrix} 0 & 0 & 0 \\ 0 & -\cos 2k_0 x & \sin 2k_0 x \\ 0 & \sin 2k_0 x & \cos 2k_0 x \end{pmatrix}. \quad (64)$$

For kinetic motions, the normalised stress-energy tensor can be written as $T_{ij}^{\text{TT}}(x, t) = (4\gamma^2 u_i u_j / c^2 + \delta_{ij}) \Theta(t) \rho / (3\rho_*) \sim [4u_i u_j / c^2 (1 + \frac{1}{2} u_0^2 / c^2) + \delta_{ij}] \Theta(t) \rho / (3\rho_*)$, for $i, j = 2, 3$ and $T_{ij}^{\text{TT}} = 0$ for $i = 1$ and/or $j = 1$.

The contributions to the stress-energy tensor due to viscosity have been neglected.

Constant ($k = 0$) terms are ruled out after transverse projection, so they do not affect the generation of gravitational waves. For this same reason, we have explicitly specified $T_{ij}^{\text{TT}} = 0$

¹<https://github.com/pencil-code>, DOI:10.5281/zenodo.2315093

for $i = 1$ and/or $j = 1$, in both magnetic and kinetic Beltrami fields. Hence, because ρ is constant, the δ_{ij} terms can be neglected since they would be projected out.

Similarly, we can simplify $\sin^2 k_0 x = \frac{1}{2}(1 - \cos 2k_0 x)$, of which only $-\frac{1}{2}\cos 2k_0 x$ gives a contribution, which is at $k = 2k_0$. Likewise, $\cos^2 k_0 x$ leads only to a contribution given by $\frac{1}{2}\sin 2k_0 x$. After these modifications, the normalised traceless and transverse stress-energy tensor for kinetic motions is

$$T_{ij}^{\text{TT}}(x, t) = \frac{4}{3}\Omega_K \left(1 + \frac{1}{2}u_0^2/c^2\right) \Theta(t) \begin{pmatrix} 0 & 0 & 0 \\ 0 & -\cos 2k_0 x & \sin 2k_0 x \\ 0 & \sin 2k_0 x & \cos 2k_0 x \end{pmatrix}, \quad (65)$$

which is equivalent to equation (64), with a different prefactor and opposite sign. From now on, we only refer to magnetic fields,

because the initial kinetic Beltrami field can lead to velocity evolution and to magnetic field generation, unless $\nu = \eta = 0$. This would require solving the full system of MHD equations and does not allow us to obtain simple analytic expressions as desired for validation of the PENCIL CODE.

Note that T_{ij}^{TT} in equations (64) and (65) has only two independent terms, so we can directly compute the $+$ and \times components. For the Beltrami magnetic field, we have

$$T_+(x, t) = \Omega_M \Theta(t) \cos 2k_0 x, \quad T_\times(x, t) = -\Omega_M \Theta(t) \sin 2k_0 x. \quad (66)$$

These modes are directly obtained using the decomposition onto $+$, \times polarisation basis, described in section 2.2, with the change of sign described in section 2.3. If the change of sign is not taken into account, the \times mode obtained is $\tilde{T}_\times(x, t) \propto i \cos 2k_0 x$, which is not independent of the $+$ mode.

Assuming $h_+ = h_\times = \dot{h}_+ = \dot{h}_\times = 0$ at the initial time $t = 0$, when the Beltrami field starts to act as a source of GWs, the time-dependent part of the solutions to equation (A.6) is proportional to $1 - \cos 2\omega_0 t = 2 \sin^2 \omega_0 t$, where $\omega_0 = ck_0$, so we have

$$h_+(x, t) = \frac{3H_*^2}{c^2 k_0^2} \Omega_M \cos 2k_0 x \sin^2 \omega_0 t, \quad h_\times(x, t) = -\frac{3H_*^2}{c^2 k_0^2} \Omega_M \sin 2k_0 x \sin^2 \omega_0 t. \quad (67)$$

The spectral function S_h , defined in equation (28), is given by

$$S_h(k, t) = 2 \left(\frac{3H_*^2}{c^2 k_0^2} \right)^2 \Omega_M^2 \delta(k - 2k_0) \sin^4 \omega_0 t, \quad (68)$$

where $\delta(k - 2k_0)$ is the Dirac delta function centered around $2k_0$, and the shell-integration is performed in 1D, such that we get a factor $\Omega_1 = 2$ in the computation. The characteristic wavenumber k_0 has been considered to be positive, for negative k_0 , the δ term in equation (68), should be $\delta(k + 2k_0)$, instead. The $h_{\text{rms}}(k, t)$ spectral function is

$$h_{\text{rms}}(k, t) = \frac{6H_*^2}{c^2 k_0^2} \sqrt{k_0} \Omega_M \delta(k - 2k_0) \sin^2 \omega_0 t, \quad (69)$$

which leads to a characteristic amplitude

$$h_{\text{rms}}(t) = \left(\int_0^\infty S_h(k, t) dk \right)^{1/2} = \frac{3\sqrt{2}H_*^2}{c^2 k_0^2} \Omega_M \sin^2 \omega_0 t. \quad (70)$$

The spectral function $S_h(k, t)$ of equation (34) is given by

$$S_h(k, t) = 2 \left(\frac{3H_*^2}{ck_0} \right)^2 \Omega_M^2 \delta(k - 2k_0) \sin^2 2\omega_0 t, \quad (71)$$

where we have used the time derivatives of the tensor-mode perturbations

$$\dot{h}_+(x, t) = \frac{3H_*^2}{ck_0} \Omega_M \cos 2k_0 x \sin 2\omega_0 t, \quad \dot{h}_\times(x, t) = \frac{3H_*^2}{ck_0} \Omega_M \sin 2k_0 x \sin 2\omega_0 t. \quad (72)$$

The normalised GW energy density spectrum $\Omega_{\text{GW}}(k, t)$ is given by

$$\Omega_{\text{GW}}(k, t) = \frac{kS_h}{6H_*^2} = \frac{6H_*^2}{c^2 k_0^2} \Omega_M^2 \delta(k - 2k_0) \sin^2 2\omega_0 t, \quad (73)$$

where in this case $\Omega_{\text{GW}}(k, t) = \mathcal{E}_{\text{GW}}(k, t) / \mathcal{E}_{\text{rad}}^*$ is normalised with the energy density at the time of generation. This is more appropriate for a non-expanding universe, since energy density is not diluted to the present time and, hence, H_0 is not relevant. This leads to the normalised GW energy density

$$\Omega_{\text{GW}}(t) = \frac{1}{6H_*^2} \int_0^\infty S_h(k, t) dk = \frac{3H_*^2}{c^2 k_0^2} \Omega_M^2 \sin^2 2\omega_0 t. \quad (74)$$

The time-averaged values of $h_{\text{rms}}(t)$ and $\Omega_{\text{GW}}(t)$ are given by

$$h_{\text{rms}} = \frac{3H_*^2}{\sqrt{2}c^2 k_0^2} \Omega_M, \quad \Omega_{\text{GW}} = \frac{3H_*^2}{c^2 k_0^2} \Omega_M^2. \quad (75)$$

Note that the energy ratio obeys $\Omega_{\text{GW}}/\Omega_M = \sqrt{2}h_{\text{rms}}$ and is thus proportional to k_0^{-2} .

The normalised antisymmetric spectral function $A_h(k, t)$ of equation (37) is given by

$$A_h(k, t) = 2 \left(\frac{3H_*^2}{ck_0} \right)^2 \Omega_M^2 \delta(k - 2k_0) \sin^2 2\omega_0 t, \quad (76)$$

where k_0 has been considered to be positive. For negative k_0 , the δ factor in equation (76), changes to $-\delta(k + 2k_0)$, where the negative sign corresponds to negative k , as described in section 2.3.

The normalised antisymmetric spectral GW function $\Xi_{\text{GW}}(k, t)$ is given in Fourier space by

$$\Xi_{\text{GW}}(k, t) = \frac{6H_*^2}{c^2 k_0^2} \Omega_M^2 \delta(k - 2k_0) \sin^2 2\omega_0 t, \quad (77)$$

where $\Xi_{\text{GW}}(k, t) = \mathcal{H}_{\text{GW}}(k, t) / \mathcal{E}_{\text{rad}}^*$ is again normalised with the radiation energy density at the time of generation. This leads to the total normalised $\Xi_{\text{GW}}(t)$

$$\Xi_{\text{GW}}(t) = \frac{1}{6H_*^2} \int_0^\infty A_h(k, t) dk = \frac{3H_*^2}{c^2 k_0^2} \Omega_M^2 \sin^2 2\omega_0 t, \quad (78)$$

which is equal to $\Omega_{\text{GW}}(t)$.

The degree of circular polarisation is obtained as the fraction of the antisymmetric spectral function to the GW energy density.

$$\mathcal{P}_{\text{GW}}(k, t) = \frac{\Xi_{\text{GW}}(k, t)}{\Omega_{\text{GW}}(k, t)} = \begin{cases} \delta(k - 2k_0), & \text{for } k_0 \geq 0, \\ -\delta(k + 2k_0), & \text{for } k_0 \leq 0, \end{cases} \quad (79)$$

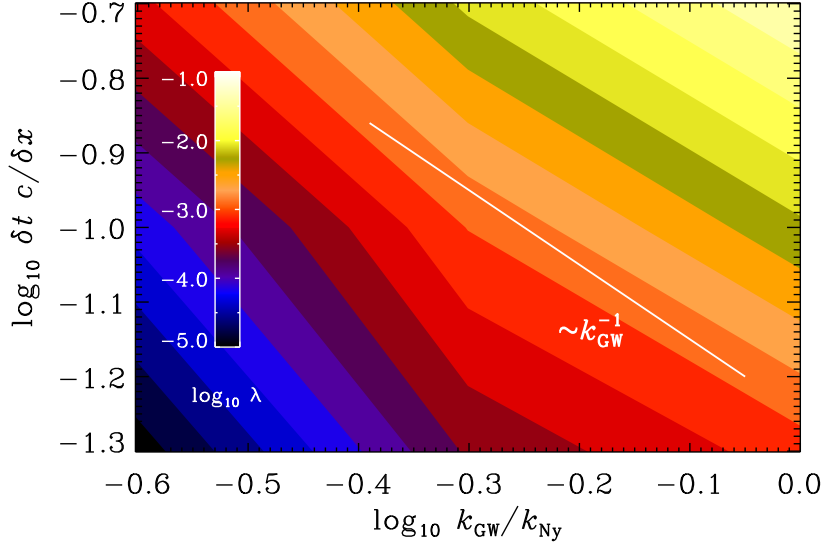
such that the polarisation degree of Beltrami fields is ± 1 at $k = \pm 2k_0$ and the sign is the same as the sign of the magnetic helicity, given by the sign of k_0 .

3.2. Numerical solutions for approach I at finite spatio-temporal resolution

At small enough grid spacings and small enough timesteps, our numerical solutions reproduce the considered one-dimensional Beltrami field, according to equations (70) and (74) for small

Table 1. Dependence of the numerical decay rate λ on $k_{\text{GW}}/k_{\text{Ny}}$ and $\delta t c/\delta x$.

$\delta t c/\delta x$	$k_{\text{GW}}/k_{\text{Ny}} = 1/4$	$1/2$	1
0.2	6.7×10^{-4}	1.0×10^{-2}	6.0×10^{-2}
0.1	8.2×10^{-5}	1.3×10^{-3}	8.0×10^{-3}
0.05	1.2×10^{-5}	3.2×10^{-4}	1.0×10^{-3}

Figure 1. Dependence of the decay rate of the Beltrami field solution due to numerical error, λ , on $k_{\text{GW}}/k_{\text{Ny}}$ and $\delta t c/\delta x$. Blue (yellow) shades indicate low (high) numerical errors. The error is high when k_{GW} is close to the Nyquist wavenumber and δt is large.

The scaling $\delta t c/\delta x \propto (k_{\text{GW}}/k_{\text{Ny}})^{-1}$ is indicated by a white solid line.

values of k . At coarser resolution, however, we find that $h_{\text{rms}}(t)$ and $\Omega_{\text{GW}}(t)$ are characterized by an additional decay of the form

$$h_{\text{rms}}(t) = (6H_*^2/c^2 k_0^2) \Omega_{\text{M}} h_{\text{rms}}(t) = \left(3\sqrt{2}H_*^2/c^2 k_0^2\right) \Omega_{\text{M}} e^{-\lambda t} \sin^2 \omega_0 t, \quad \Omega_{\text{GW}}(t) = (3H_*^2/c^2 k_0^2) \Omega_{\text{M}}^2 e^{-\lambda t} \sin^2 \omega_0 t, \quad (80)$$

where λ is the numerical decay rate. We emphasise that $\lambda \neq 0$ is entirely artificial and has to do with imperfect numerics in the case of approach I. Results for λ are given in table 1 as functions of δt (quantified by the Courant number $\delta t c/\delta x$) and the GW wavenumber k_{GW} (normalised by the Nyquist wavenumber $k_{\text{Ny}} = \pi/\delta x$ to give $k_{\text{GW}}/k_{\text{Ny}} = k_{\text{GW}}\delta x/\pi$), defined as

$$k_{\text{GW}}^{-1}(t) = \int_0^\infty k^{-1} \Omega_{\text{GW}}(k, t) d \ln k \bigg/ \int_0^\infty \Omega_{\text{GW}}(k, t) d \ln k. \quad (81)$$

We recall that k_0 is the wavenumber of the magnetic field, so $k_{\text{GW}} = 2k_0$ is the wavenumber of the GWs generated by the one-dimensional Beltrami field. We see from table 1 that the decay rate is largest for $k_{\text{GW}} = k_{\text{Ny}}$ and varies there between 6×10^{-2} (for $\delta t c/\delta x = 0.2$) and 10^{-3} (for $\delta t c/\delta x = 0.05$). In figure 1 we plot contours of λ (colour-coded) versus k_{GW} and δt . Again, the largest values of λ occur when $k_{\text{GW}} = k_{\text{Ny}}$ and δt is large. We also see that the lines of constant decay rate scale like $\delta t \propto k_{\text{GW}}$.

In figure 2 we show λ separately versus k_{GW} and δt . We see that the data points are compatible with the scalings $\lambda \propto k_{\text{GW}}^3$ and $\lambda \propto \delta t^3$. The cubic scaling of λ is related to the third order accuracy of the time stepping scheme.

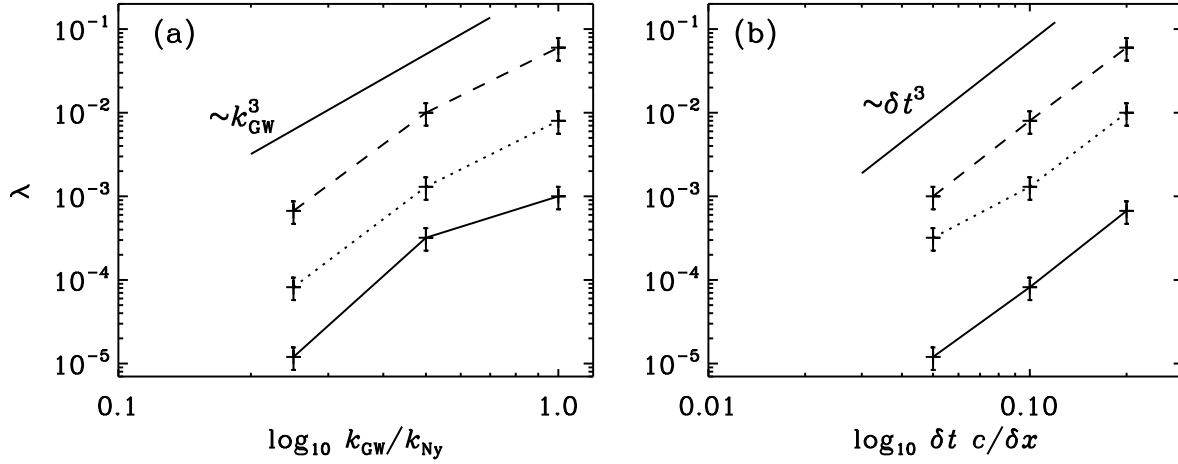


Figure 2. Scaling of the decay rate of the Beltrami field solution due to numerical error, λ , with $k_{\text{GW}}/k_{\text{Ny}}$ (left panel) for different values of $\delta t c/\delta x = 0.05$ (straight line), 0.1 (dotted line) and 0.2 (dashed line); and with $\delta t c/\delta x$ (right panel) for different values of $k_{\text{GW}}/k_{\text{Ny}} = 0.25$ (straight line), 0.5 (dotted line), 1.0 (dashed line). Cubic scalings are indicated by the straight lines.

3.3. Timestep constraint for approach I in a turbulent case

We now present an example where the timestep constraint becomes particularly apparent when directly integrating the GW equation. As alluded to in the introduction, this is the case when GWs are being sourced by turbulent stresses, and we use the approach I. We consider here the case of decaying helical magnetic turbulence. This case was originally considered in the cosmological context, using just an irregular magnetic field and no flows initially (Brandenburg et al. 1996, Christensson et al. 2001, Banerjee & Jedamzik 2004). In this context, one can argue that the magnetic field at scales larger than the injection scale must be causally related. This, together with the solenoidality of the magnetic field, leads to a k^4 subinertial range spectrum (Durrer & Caprini 2003). The magnetic field is strong and the fluid motions are just the result of the Lorentz force. The k^4 subinertial range spectrum is then followed by a k^{-2} weak turbulence spectrum at high wavenumbers (Brandenburg et al. 2015). For an initial k^4 spectrum, the magnetic field undergoes inverse cascading such that the magnetic energy spectrum is self-similar and obeys

$$\Omega_{\text{M}}(k, t)/k = \phi_{\text{M}}(k\xi_{\text{M}}(t)), \quad (82)$$

where ϕ_{M} is a generic function (Christensson et al. 2001, Brandenburg & Kahniasvhili 2017) and $\xi_{\text{M}}(t)$ is the magnetic integral scale given by

$$\xi_{\text{M}}(t) = \int_0^\infty k^{-1} \Omega_{\text{M}}(k, t) \, d \ln k \, / \, \int_0^\infty \Omega_{\text{M}}(k, t) \, d \ln k. \quad (83)$$

In figure 3 we show, for three different times, the magnetic and GW energy spectra, obtained following approach I, for an expanding universe, so we have $\mathcal{G} = 6/t$ on the right-hand side of equation (61), and $t = 1$ is the time of the electroweak phase transition when the magnetic field was assumed to be generated.

Independent of the value of δt , the peak of $\Omega_{\text{M}}(k, t)/k$ is seen to propagate gradually to smaller k . This is the inverse cascade owing to the presence of magnetic helicity (Pouquet et al. 1976, Biskamp & Müller 1999, Christensson et al. 2001). Note that the peak of the spectrum has always the same height. This is compatible with equation (82). The ratio of $\Omega_{\text{M}}/\Omega_{\text{GW}}$ changes from about 100 at early times to about 20 at the last time as the magnetic field decays, while Ω_{GW} stays approximately constant.

Let us now focus on the comparison of solutions for different Courant numbers, $\delta t c/\delta x =$

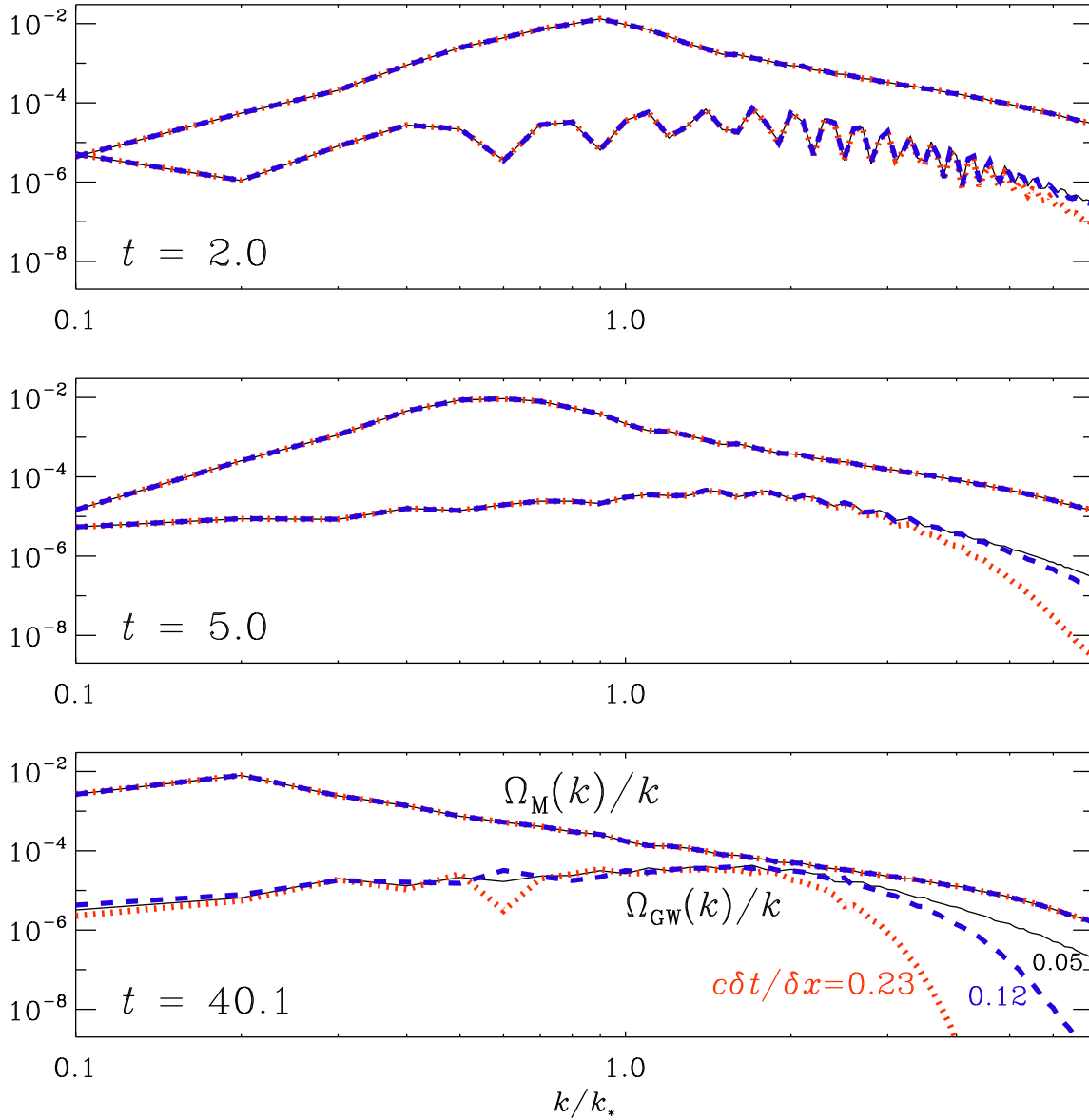


Figure 3. GW (lower curves) and magnetic (upper curves) energy spectra at three different conformal times, $t = 2$ (top panel), 5 (middle panel) and 40 (lower panel), which are normalised with the time when the turbulence source turns on, i.e., $t = 1$. Each panel shows three different Courant numbers : $\delta t c/\delta x = 0.23$ (red dotted lines), 0.12 (blue dashed lines), and 0.05 (black solid lines). The spectra are normalised with the radiation energy density $\mathcal{E}_{\text{rad}}^*$. The wavenumbers are normalised with c/H_* .

0.23, 0.12, and 0.05 in figure 3.

While the magnetic energy spectra are virtually identical for different δt , even for high wavenumbers, the GW spectra are not. There is a dramatic loss of power at large k , when $\delta t c/\delta x = 0.23$. A value of $\delta t c/\delta x = 0.8$ was always found to be safe as far as the hydrodynamics is concerned, but this is obviously not small enough as far as the solution of GWs is concerned. This is a surprising result that may not have been noted previously.

In figure 4, we show that the solution with $\delta t c/\delta x \gtrsim 0.05$ agrees perfectly with that of approach II at $\delta t c/\delta x \gtrsim 0.8$. The additional cost in performing Fourier transforms at every timestep is easily outweighed by the more than 10 times longer timestep.

To see whether the observed degradation is compatible with what has been seen for the monochromatic Beltrami field, we determine again the decay rates for three wavenumbers of

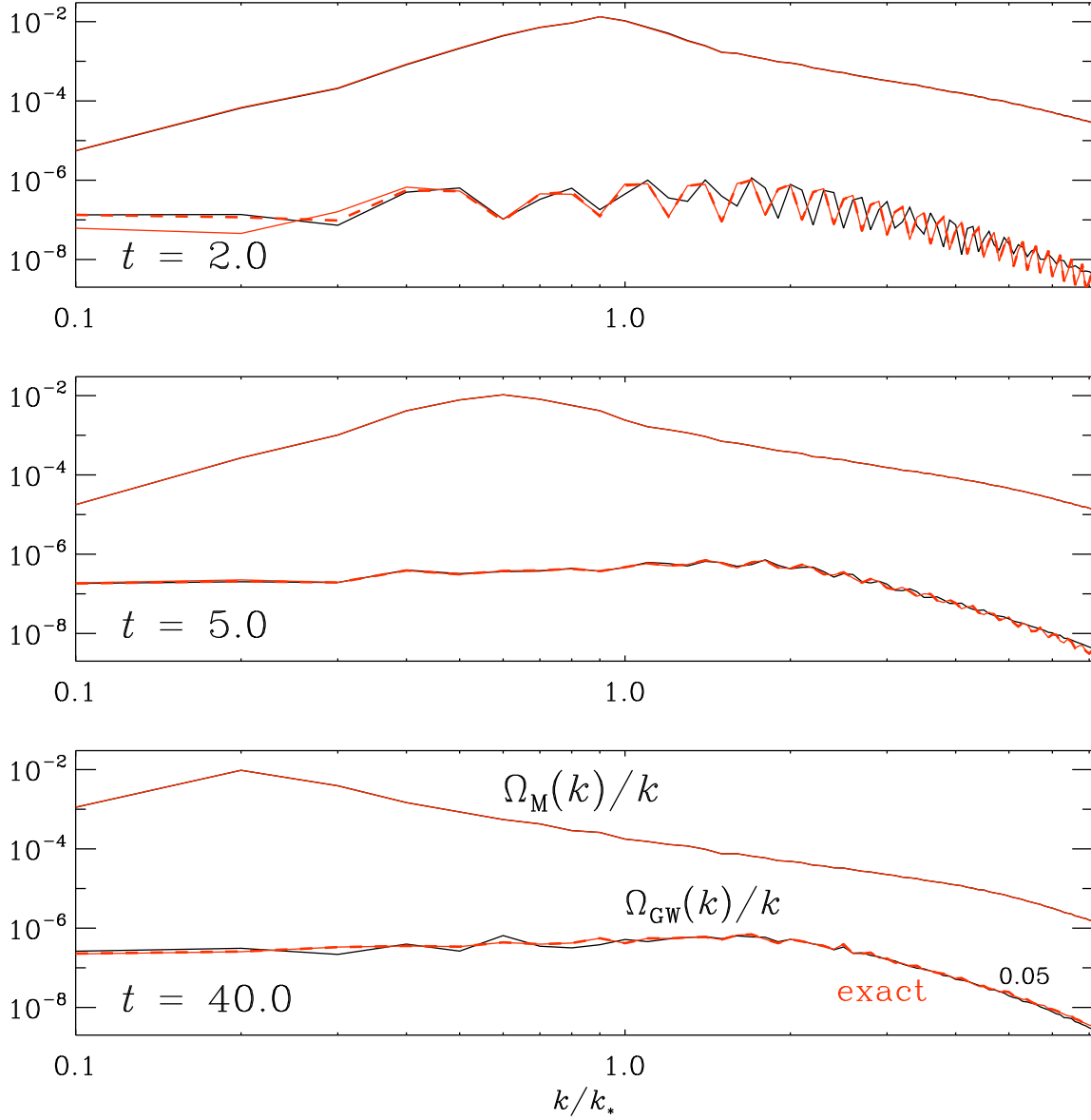


Figure 4. Same as figure 3, but now comparing the case with $\delta t c/\delta x = 0.05$ (black solid lines) with the analytic solution between consecutive timesteps (red dashed line), referred to as “exact”, using $\delta t c/\delta x = 0.8$. (red dashed line), referred to as “exact”, using $\delta t c/\delta x = 0.8$ for the initial value $\Omega_M(t = 0) = 0.12$. The red dashed lines indicate $\Omega_{GW}(k, t)/k$ without the terms $S_h(k, t) - 2S_{hh'}(k, t)$ in equation (45).

Table 2. Dependence of the decay rate of the numerical error λ on k_{GW}/k_{Ny} and $\delta t c/\delta x$ for hydromagnetically driven GWs. Dashes indicate that the decay rate was too small compared with the fluctuations and could not be determined.

$\delta t c/\delta x$	$k_{GW}/k_{Ny} = 1/4$	$1/2$	1
0.23	0.012	0.16	1.1
0.12	—	0.015	0.12
0.05	—	—	0.006

the spectral GW amplitude. The result is given in table 2. We see that, although the scalings with k_{GW} and δt are compatible with what has been seen in section 3.2 for the Beltrami field, the actual values of λ are about 12 times larger. The reason for this is not clear at this point.

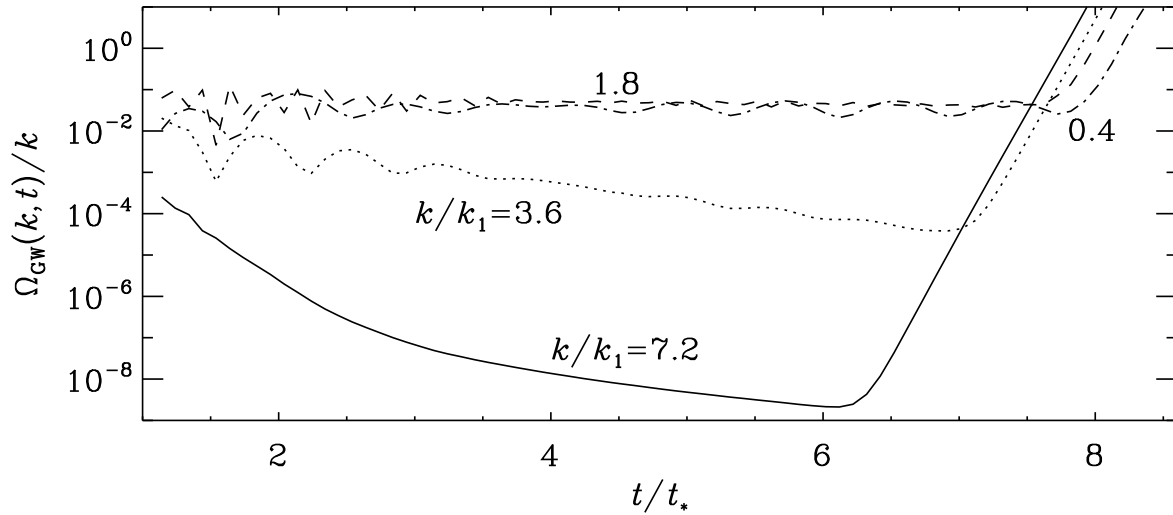


Figure 5. Late time numerical instability for $\delta t c/\delta x = 0.46$ seen in the temporal evolution of $\Omega_{\text{GW}}(k, t)$ after $t = 6$ for $k/k_1 = 7.2$ (solid), 3.6 (dotted), 1.8 (dashed), and 0.4 (dash-dotted), where $2\pi/L$ is the smallest physical wavenumber in our cubic domain of size L^3 , such that $k_1 = 2\pi cH_*/L$ is its normalised value.

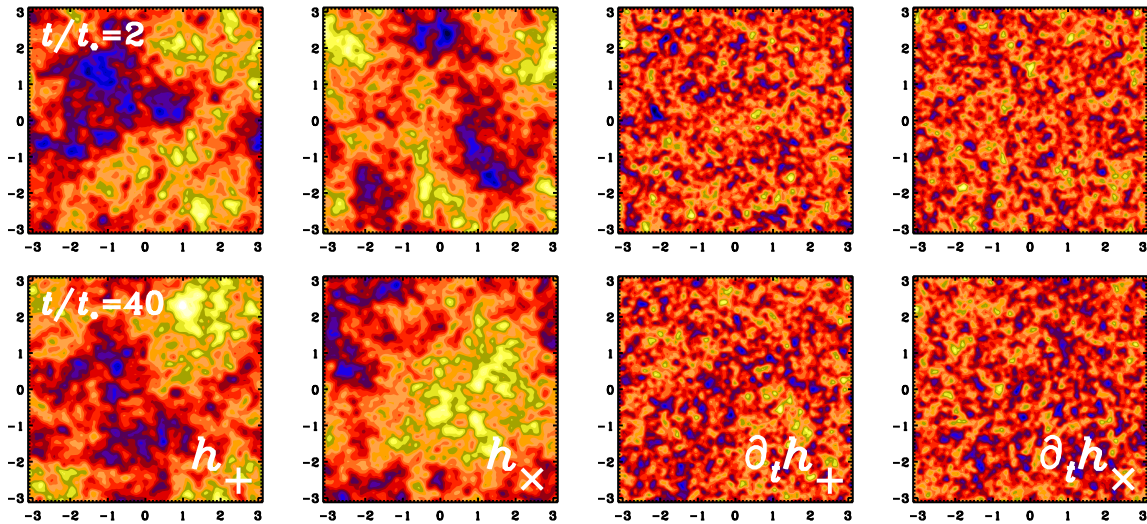


Figure 6. xy cross-sections through $z = 0$ of h_+ , h_\times , $\partial_t h_+$, and $\partial_t h_\times$ at $t = 2$ (upper row) and $t = 40$ (lower row).

In addition to the numerical error discussed above, we found a numerical instability that is distinct from the usual one invoked in connection with the CFL condition. This new instability emerges when the accuracy of the solution is already strongly affected by the length of the timestep, namely for $\delta t c/\delta x \gtrsim 0.46$, which is still well within the range of what would normally (in hydrodynamics) be numerically stable. The problem appears at late times, after the GW spectrum has long been established. This new numerical error manifests itself as an exponential growth that is seen first at large wavenumbers and then at progressively smaller ones; see figure 5. Our earlier studies showed that this problem cannot be controlled by adding explicit diffusion to the GW equation. Given that the solution is already no longer accurate for this length of the timestep, this numerical instability was not worth further investigation, but it highlights once again the surprising differences in the numerical behaviour of wave and fluid equations.

Looking again at the GW energy spectra at early times, we see wiggles in the spectrum

at $t = 2$ (top panel). One might be concerned that these are caused by numerical artifacts, but the spatial distributions of h_+ and h_\times look smooth; see figure 6. Thus, the wiggles in $\Omega_{\text{GW}}(k, t)$ are not artificial, but presumably related to the finite domain size and the way the initial condition for the magnetic field is posed using combined k^4 and k^{-2} power laws, for small and large wavenumbers respectively. They might appear as a transient effect in the evolution from the initially vanishing GW energy density to the shape observed for later times. Indeed, at late times the wiggles disappear.

4. Can the timestep cause artifacts in hydrodynamic turbulence?

There have been reports in the literature that the length of the timestep can affect the convergence properties of solutions of incompressible hydrodynamic simulations (Snellman et al. 2015). In the present compressible MHD simulations, however, no obvious side effects of increasing the length of the timestep within the standard CFL condition have been seen. However, there could be subtle effects. Here we investigate two possibilities. The first is the bottleneck effect in hydrodynamic turbulence, which refers to a spectrum slightly shallower than the Kolmogorov $k^{-5/3}$ spectrum. This phenomenon is explained by the inability of triad interactions with modes in the dissipative subrange to dispose of turbulent energy from the end of the inertial range (Falkovich 1994). This also has subtle effects on the growth rate of turbulent small-scale dynamos; see Brandenburg et al. (2018); hereafter referred to as BHLS.

The second possible subtlety is a modification of the magnetic energy spectrum during the kinematic growth phase. This problem of a kinematic small-scale dynamo is closest to our GW experiment in that both problems are linear and there is no turbulent cascade in either of the two problems. We begin with the first possibility.

The description in this section refers only to MHD turbulence and, for convenience, the usual non-normalised variables are used for comparison with other works (e.g., k refers to dimensional wavenumbers), instead of the normalised variables that have been useful to describe the GW framework.

In the simulations of BHLS, turbulence was being forced at low wavenumbers using an explicit forcing function $\mathbf{f}(\mathbf{x}, t)$ on the rhs of the momentum equation. It drives modes in a narrow band of wavenumbers. We consider here run D of BHLS, where driving was applied at wavenumbers between 1.4 and 1.8 times the lowest wavenumber of the domain, $k_{\min} = 2\pi/L$ of a cubic domain of size L^3 . The magnetic Reynolds number (Rm) based on the average wavenumber, $k_{\text{avg}} \approx 1.5 k_{\min}$, was about $\text{Rm} \approx 540$, but, based on the comparison with wavenumbers of $k \approx 2.2 k_{\min}$ and $4.1 k_{\min}$, BHLS showed that the effective (and thus relevant) wavenumber for the smallest wavenumber close to k_{\min} is actually about two. The relevant magnetic Reynolds number of their run D was therefore $\text{Rm} \approx 400$, and the critical one for dynamo action is $\text{Rm} \approx 200$.

The important point of BHLS was to show that the bottleneck effect is independent of the forcing wavenumber, provided that the effective forcing wavenumber is used in the definition of the magnetic Reynolds number. Here we demonstrate that the bottleneck is not affected by the length of the timestep. Technically, the simulations presented above were done with magnetic fields included, but the field is at all scales still extremely weak, so for all practical purposes we can consider those as hydrodynamic simulations. The result is shown in figure 7, where we compare run D of BHLS with a new one called run Ds, where ‘s’ indicates that the timestep is shorter, such that now $\delta t c_s / \delta x = 0.15$, where c_s refers to the sound speed. Both spectra fall off in the same way as k approaches the viscous cutoff wavenumber $k_\nu = (\epsilon_K / \nu^3)^{1/4}$, where ϵ_K is the mean kinetic energy injection rate per unit mass.

It turns out that there is no difference in the energy spectrum relative to the usual case where the timestep obeys $\delta t c_s / \delta x = 0.60$. Thus, the artifacts reported in the present paper,

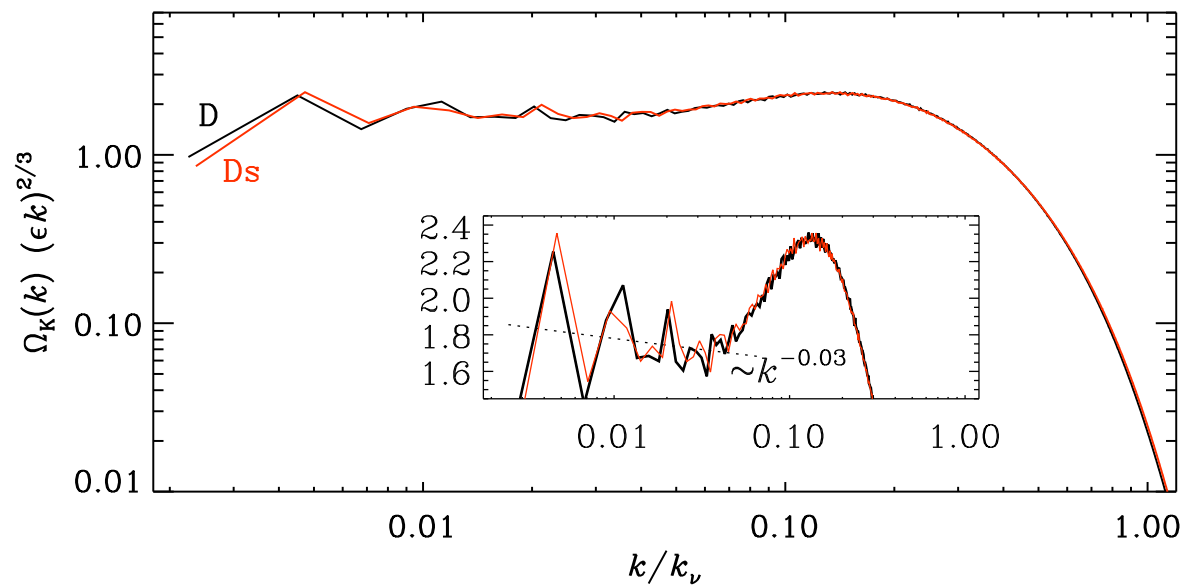


Figure 7. Comparison of compensated kinetic energy spectra for run D (black line) of BHLS with those of a continuation of this run with a four times shorter timestep (run Ds, red line). The inset shows the compensated spectra on a linear scale. The dotted line shows the theoretically expected inertial range correction proportional to $k^{-0.03}$.

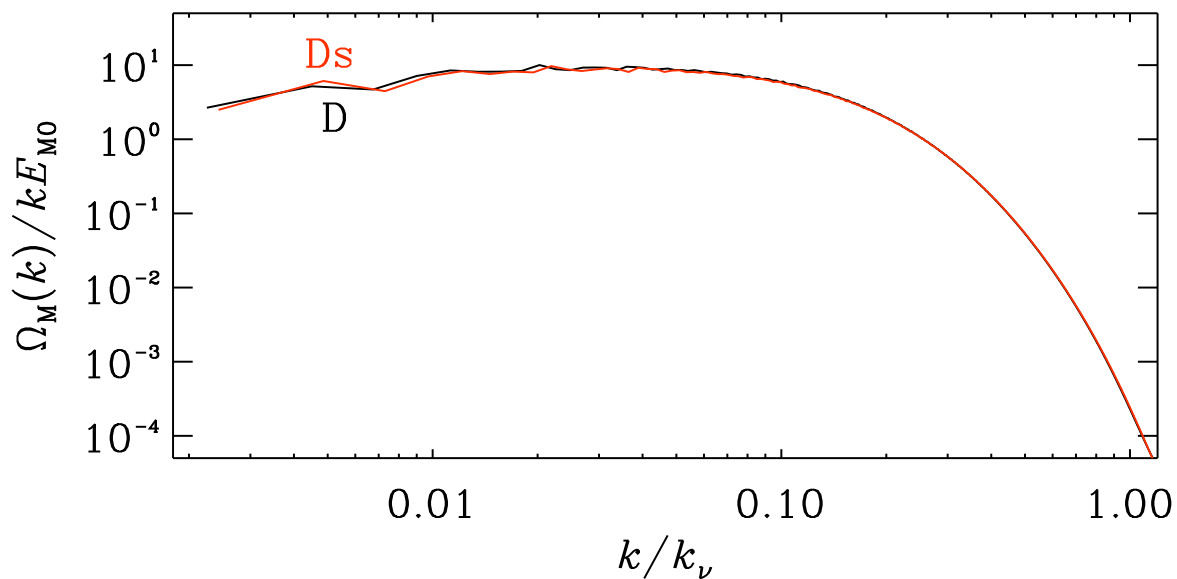


Figure 8. Comparison of magnetic energy spectrum for run D (black line) of BHLS with that of a continuation of this run with a four times shorter timestep (run Ds, red line). Both spectra are time-averaged after compensating against the exponential growth.

namely the excessive damping of power at high wavenumbers, seem to be confined to the GW spectrum and do not affect in any obvious way the properties of the energy spectrum of MHD turbulence.

Next, let us look at the magnetic energy spectrum during the kinematic stage. Again, we compare run D of BHLS with our new run Ds. The result is shown in figure 8, where we see virtually no difference between the two curves. In this sense, the idea that the sharp decay of the MHD energy spectra at higher wavenumbers is being masked by the forward cascade of energy may not be borne out by the simulations. However, it is possible that the

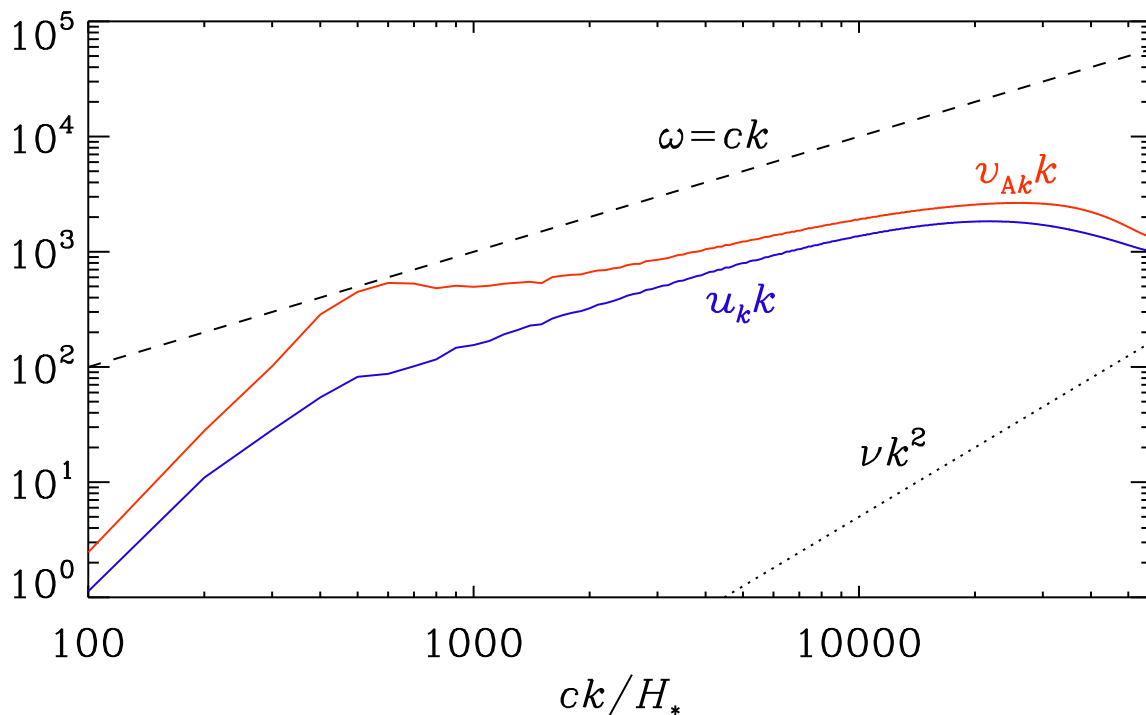


Figure 9. Comparison of the GW frequency $\omega = ck$ with the turnover rate $u_k k$ of the turbulence, the turbulent Alfvén rate $v_{Ak} k$, and the viscous damping rate νk^2 at wavenumber k .

spreading of energy across wavenumbers is not so much the result of nonlinearity, which is indeed unimportant in the kinematic stage of a dynamo, but that it is due to the fact that the induction equation has non-constant coefficients. This leads to mode coupling, as has been seen in other turbulent systems during the linear stage. An example is the Bell instability (Bell 2004), where significant spreading of energy across different modes has been seen; see, for example, figure 4 of Rogachevskii et al. (2012).

The lack of any noticeable high wavenumber artifacts in MHD turbulence can simply be explained by the absence of a similarly rapid variation in MHD flows. To demonstrate this, we compare in figure 9 the GW frequency $\omega = ck$ with the turbulent turnover rate $u_k k$ of the turbulence, the turbulent Alfvén rate $v_{Ak} k$, and the viscous damping rate νk^2 at wavenumber k for a simulation of GW at 1152^3 mesh points and a Reynolds number, $u_{\text{rms}}/\eta k$ of about 1000. Here, we use the relations $u_k = \sqrt{2\Omega_K(k)}$ and $v_{Ak} k = \sqrt{2\Omega_M(k)}$ for the k -dependent turbulent velocity and the k -dependent Alfvén speed. Note that $\max(v_{Ak} k)$ is about 30 times smaller than $\omega = ck$ at the wavenumber that maximises $v_{Ak} k$; and the difference is bigger for larger values of ω . This shows that from an accuracy point of view, the timestep could well be 30 times longer before the accuracy of MHD begins to be affected.

5. Conclusions

Our work has identified an important aspect that constrains the length of the timestep in numerical solutions of the linearised GW equation, when using direct numerical simulations, i.e., what we have called approach I, in a more stringent way than what is known in the more familiar MHD context. It affects the GW spectrum at high wavenumbers in a systematic way, which may have gone unnoticed in earlier investigations.

Similar numerical errors do not seem to affect the hydromagnetic energy spectra, which

could be a consequence of a direct energy cascade. It therefore appears that the direct energy cascade is insensitive to numerical errors in hydrodynamic and hydromagnetic turbulence. As discussed, fast turbulent MHD waves might have very small amplitudes due to the viscous cutoff, which becomes dominant in the range of high frequencies (see figure 9). On the other hand, this cutoff is not present in the GW oscillations. This allows the presence of waves with very high frequencies that require very small δt to be accurately represented numerically. A particularly interesting aspect of numerical solutions of turbulence is the bottleneck effect, i.e., a shallower fall-off of spectral energy just before turbulence disposes of its energy in the viscous dissipative subrange (Kaneda et al. 2003, Haugen & Brandenburg 2006, BHLS). One might therefore be concerned that this bottleneck itself could be the result of numerical artifacts by a finite timestep. However, we have now shown that this is not the case and that the height of the bottleneck is independent of the length of the timestep. Nevertheless, there could be other effects, especially in strongly compressible turbulence, where short timescales play a role and the solution might contain errors for timesteps below the CFL condition.

We conclude that, to obtain the correct energy spectrum at high wavenumbers with approach I, it is essential to compute solutions with rather small timesteps of just a few percent of the CFL condition. This makes reasonably accurate GW spectra (where the decay rate is less than 1% of the Hubble rate, i.e., the case with $\delta t c/\delta x = 0.05$ in figure 3) by at least a factor of 10 more costly than what would naively be expected.

With approach II, however, accurate solutions have been found at ordinary timestep lengths with $C_{\text{CFL}} = 0.8$. High resolution runs have now been carried out with this scheme for a range of cases with initial magnetic field and also for cases where turbulence or turbulent magnetic fields are driven during a brief episode of stochastic forcing either in the momentum equation or in the induction equation. Those results are being reported in a separate publication.

Acknowledgements

This work was supported by National Science Foundation through the Astrophysics and Astronomy Grant Program (grants 1615100 & 1615940) and the University of Colorado through the George Ellery Hale visiting faculty appointment. Simulations presented in this work have been performed with computing resources provided by the Swedish National Allocations Committee at the Center for Parallel Computers at the Royal Institute of Technology in Stockholm. This work utilised the Summit supercomputer, which is supported by the National Science Foundation (award No. CNS-0821794), the University of Colorado Boulder, the University of Colorado Denver, and the National Center for Atmospheric Research.

References

- Banerjee, R., Jedamzik, K., “Evolution of cosmic magnetic fields: From the very early Universe, to recombination, to the present,” *Phys. Rev. D* **70**, 123003 (2004).
- Bell, A. R., “Turbulent amplification of magnetic field and diffusive shock acceleration of cosmic rays,” *Month. Not. Roy. Astron. Soc.* **353**, 550–558 (2004).
- Biskamp, D., & Müller, W.-C., “Decay laws for three-dimensional magnetohydrodynamic turbulence,” *Phys. Rev. Lett.* **83**, 2195–2198 (1999).
- Brandenburg, A., Enqvist, K., & Olesen, P., “Large-scale magnetic fields from hydromagnetic turbulence in the very early universe,” *Phys. Rev. D* **54**, 1291–1300 (1996).
- Brandenburg, A., Haugen, N. E. L., Li, X.-Y., & Subramanian, K., “Varying the forcing scale in low Prandtl number dynamos,” *Month. Not. Roy. Astron. Soc.* **479**, 2827–2833 (2018).
- Brandenburg, A., Kahniashvili, T., Mandal, S., Roper Pol, A., Tevzadze, A. G., & Vachaspati, T., “Evolution of hydromagnetic turbulence from the electroweak phase transition,” *Phys. Rev. D* **96**, 123528 (2017).
- Brandenburg, A., & Kahniashvili, T., “Classes of hydrodynamic and magnetohydrodynamic turbulent decay,” *Phys. Rev. Lett.* **118**, 055102 (2017).

- Brandenburg, A., Kahniashvili, T., & Tevzadze, A. G., “Nonhelical inverse transfer of a decaying turbulent magnetic field,” *Phys. Rev. Lett.* **114**, 075001 (2015).
- Caprini, C., Durrer, R., & Kahniashvili, T., “Cosmic microwave background and helical magnetic fields: The tensor mode,” *Phys. Rev. D* **69**, 063006 (2004).
- Caprini, C., Hindmarsh, M., Huber, S., Konstandin, T., Kozaczuk, J., Nardini, G., No, J. M., Petiteau, A., Schwaller, P., Servant, G., & Weir, D. J., “Science with the space-based interferometer eLISA. II: gravitational waves from cosmological phase transitions,” *J. Cosmol. Astropart. Phys.* **04**, 001 (2017).
- Caprini, C., & Figueroa, D. G., “Cosmological backgrounds of gravitational waves,” *Class. Quant. Grav.* **35**, 163001 (2018).
- Christensson, M., Hindmarsh, M., & Brandenburg, A., “Inverse cascade in decaying 3D magnetohydrodynamic turbulence,” *Phys. Rev. E* **64**, 056405 (2001).
- Courant, R., Friedrichs, K., & Lewy, H., “Über die partiellen Differenzengleichungen der mathematischen Physik,” *Mathematische Annalen*, **100**, 32–74 (1928); Engl. Transl.: On the partial difference equations of mathematical physics, *IBM J. Res. Dev.*, **11**, 215–234 (1967).
- Deryagin, D. V., Grigoriev, D. Y., Rubakov, V. A., & Sazhin, M. V., “Possible anisotropic phases in the early universe and gravitational wave background,” *Mod. Phys. Lett. A* **1**, 593–600 (1986).
- Durrer, R., & Caprini, C., “Primordial magnetic fields and causality,” *JCAP* **0311**, 010 (2003).
- Falkovich, G., “Bottleneck phenomenon in developed turbulence,” *Phys. Fluids* **6**, 1411–1414 (1994).
- Ferziger, J. *Numerical Methods for Engineering Applications*. Wiley (1998).
- Friedmann, A., “Über die Krümmung des Raumes,” *Zeitschrift für Physik*, **10**, 377 (1922); Engl. Transl.: On the curvature of space, *General Relativity and Gravitation*, **31**, (12) 1991–2000 (1999).
- Glegg, S., & Devenport, W. *Aeroacoustics of low Mach number flows*. Elsevier (2017).
- Gogoberidze, G., Kahniashvili, T., & Kosowsky, A., “Spectrum of gravitational radiation from primordial turbulence,” *Phys. Rev. D* **76**, 083002 (2007).
- Grishchuk, L. P., “Amplification of gravitational waves in an isotropic universe,” *Sov. Phys. JETP* **40**, 409–415 (1974).
- Haugen, N. E. L., & Brandenburg, A., “Hydrodynamic and hydromagnetic energy spectra from large eddy simulations,” *Phys. Fluids* **18**, 075106 (2006).
- Kahniashvili, T., Brandenburg, A., Durrer, R., Tevzadze, A. G., & Yin, W., “Scale-invariant helical magnetic field evolution and the duration of inflation,” *J. Cosmol. Astropart. Phys.* **12**, 002 (2017).
- Kahniashvili, T., Gogoberidze, G., & Ratra, B., “Gravitational radiation from primordial helical magnetohydrodynamic turbulence,” *Phys. Rev. Lett.* **100**, 231301 (2008).
- Caprini, C., Durrer, R., & Kahniashvili, T., “Cosmic microwave background and helical magnetic fields: The tensor mode,” *Phys. Rev. D* **69**, 063006 (2004).
- Kamionkowski, M., Kosowsky, A., & Turner, M., “Gravitational radiation from first-order phase transitions,” *Phys. Rev. D* **49**, 2837–2851 (1994).
- Kosowsky, A., Mack, A., & Kahniashvili, T., “Gravitational radiation from cosmological turbulence,” *Phys. Rev. D* **66**, 024030 (2002).
- Kaneda, Y., Ishihara, T., Yokokawa, M., Itakura, K., & Uno, A., “Energy dissipation rate and energy spectrum in high resolution direct numerical simulations of turbulence in a periodic box,” *Phys. Fluids* **15**, L21–L24 (2003).
- Lighthill, M. J., “On sound generated aerodynamically. I. General theory,” *Proc. Roy. Soc. Lond. A* **211**, 564–587 (1952).
- Lighthill, M. J., “On sound generated aerodynamically. II. Turbulence as a source of sound,” *Proc. Roy. Soc. Lond. A* **222**, 1–32 (1952).
- Maggiore, M., “Gravitational wave experiments and early universe cosmology,” *Phys. Rep.* **331**, 283–367 (2000).
- Misner, C., Thorne, K., & Wheeler, J. A. *Gravitation*. W. H. Freeman (1973).
- Niksa, P., Schlexer, M., & Sigl, G., “Gravitational waves produced by compressible MHD turbulence from cosmological phase transitions,” *Class. Quant. Grav.* **35**, 144001 (2018).
- Pouquet, A., Frisch, U., & Léorat, J., “Strong MHD helical turbulence and the nonlinear dynamo effect,” *J. Fluid Mech.* **77**, 321–354 (1976).
- Proudman, I., “The generation of noise by isotropic turbulence,” *Proc. Roy. Soc. Lond. A* **214**, 119–132 (1952).
- Rogachevskii, I., Kleeorin, N., Brandenburg, A., & Eichler, D., “Cosmic-ray current-driven turbulence and mean-field dynamo effect,” *Astrophys. J.* **753**, 6 (2012).
- Saga, S., Tashiro, H., & Yokoyama, S., “Limits on primordial magnetic fields from direct detection experiments of gravitational wave background,” *Phys. Rev. D* **98**, 083518 (2018).
- Snellman, J. E., Käpylä, P. J., Käpylä, M. J., Rheinhardt, M., & Dintrans, B., “Testing turbulent closure models with convection simulations,” *Astron. Nachr.* **336**, 32–52 (2015).
- Stein, R. F., “Generation of acoustic and gravity waves by turbulence in an isothermal stratified atmosphere,” *Solar Phys.* **2**, 385–432 (1967).

Appendix A: Normalised GW equation

We present here the detailed derivation of the normalised GW equation (6). The spatial components of the background metric for an isotropic and homogeneous universe are described by Friedmann–Lemaître–Robertson–Walker (FLRW) metric $\gamma_{ij} = a^2 \delta_{ij}$, for signature $(- + +)$, where $a(t)$ is the scale factor, and δ_{ij} is the Kronecker delta. Assuming small tensor-mode perturbations $a^2 h_{ij}^{\text{phys}}(\mathbf{x}, t)$ over the FLRW metric, such that the resulting metric tensor is $g_{ij}(\mathbf{x}, t) = a^2(t) [\delta_{ij} + h_{ij}^{\text{phys}}(\mathbf{x}, t)]$, the GW equation for physical time and space governing the physical strains is

$$\left(\frac{\partial^2}{\partial t_{\text{phys}}^2} + 3H - c^2 \nabla_{\text{phys}}^2 \right) h_{ij,\text{phys}}^{\text{TT}} = \frac{16\pi G}{c^2} T_{ij,\text{phys}}^{\text{TT}}, \quad (\text{A.1})$$

where physical space and time coordinates are related to the comoving coordinates through $a \nabla_{\text{phys}} = \nabla$ and $dt_{\text{phys}} = a dt$, the physical stress-energy tensor is related to the comoving stress-energy tensor through $a^4 T_{ij,\text{phys}}^{\text{TT}} = T_{ij}^{\text{TT}}$. Note that the physical wavevector in Fourier space, \mathbf{k}_{phys} , is also related to the comoving wavevector as $a\mathbf{k} = \mathbf{k}_{\text{phys}}$. This also affects the frequency f , which is related to $k = |\mathbf{k}|$ through the dispersion relation $2\pi f = ck$. Hence, $af = f_{\text{phys}}$.

A.1. Using conformal time

The GW equation (A.1) can be expressed in terms of comoving space and time coordinates, comoving stress-energy tensors, and rescaled tensor-mode perturbations $h_{ij}^{\text{TT}} = ah_{ij,\text{phys}}^{\text{TT}}$.

$$\left(\frac{\partial^2}{\partial t^2} - \frac{a''}{a} - c^2 \nabla^2 \right) h_{ij}^{\text{TT}} = \frac{16\pi G}{ac^2} T_{ij}^{\text{TT}}, \quad (\text{A.2})$$

where the primes in $a'' = \partial_t^2 a$ denote derivatives with respect to conformal time t .

When the universe was dominated by radiation (approximately until the recombination epoch), the pressure is dominated by radiation through the relativistic equation of state $p = \rho c^2/3$. This relation allows us to obtain the solution to the Friedmann equations; see Friedmann (1922), which results in a linear evolution of the scale factor with conformal time, $a(t) = C_t t$, for some constant C_t , such that $a'' = 0$. This simplifies equation (A.2) to

$$\left(\frac{\partial^2}{\partial t^2} - c^2 \nabla^2 \right) h_{ij}^{\text{TT}} = \frac{16\pi G}{ac^2} T_{ij}^{\text{TT}}. \quad (\text{A.3})$$

The stress-energy tensor can be normalised as $\bar{T}_{ij}^{\text{TT}} = T_{ij}^{\text{TT}}/\mathcal{E}_{\text{rad}}^*$, where the radiation energy density during the radiation-dominated epoch is equal to the total energy density of the universe, given by the critical energy density derived from the Friedmann equations.

$$\mathcal{E}_{\text{rad}}^* = \frac{3H_*^2 c^2}{8\pi G}, \quad (\text{A.4})$$

where H_* is the Hubble rate at the time of generation. In our simulations, we choose the electroweak phase transition as the time of turbulence generation. The Hubble parameter at the electroweak phase transition is given by

$$H_* \approx 2.066 \cdot 10^{10} \text{ s}^{-1} \left(\frac{T_*}{100 \text{ GeV}} \right)^2 \left(\frac{g_*(T_*)}{100} \right)^{1/2}, \quad (\text{A.5})$$

where T_* and $g_*(T_*)$ are the temperature and the number of relativistic degrees of freedom, respectively, at the time of generation, i.e., at the electroweak phase transition.

A.2. Case I: Static universe

The resulting expression for GWs in this case is

$$\left(\frac{\partial^2}{\partial t^2} - c^2 \nabla^2 \right) h_{ij}^{\text{TT}} = 6H_*^2 \bar{T}_{ij}^{\text{TT}}. \quad (\text{A.6})$$

This is the equation that we use for a non-expanding universe, where we can shift the time coordinate to zero at the time of generation to simplify the resulting expressions. Comoving space and time coordinates are the same as the physical coordinates in this case, and likewise for physical and scaled metric tensor perturbations. Hence, the solution is readily given in terms of physical quantities.

A.3. Case II: Expanding universe

For more realistic cosmological computations of GWs generated by hydromagnetic turbulence during the radiation-dominated epoch, time can be normalised with respect to the initial conformal time of the simulation t_* , when the turbulent motions are generated. The Hubble parameter at the time of generation H_* can be related to C_t via $C_t = H_* a_*^2$, which allows us to express the initial time of generation as $t_* = (H_* a_*)^{-1}$. Conformal time can be normalised as $\bar{t} = t/t_*$ and the Laplacian operator as $\bar{\nabla}^2 = H_*^2 \nabla^2 / c^2$. This normalisation allows us to express the evolution of the scale factor as $a = a_* \bar{t}$, where a_* is the scale factor at the time of generation. Here a_* is only defined relative to the scale factor at another times of the universe history. The usual convention is to set $a_0 = 1$ at the present time. However, for the present purpose, it is more convenient to set $a_* = 1$. This needs to be taken into account when the physical tensor-mode metric perturbation amplitude and the energy density obtained from the calculations are expressed as observables at present time. The value of the scale factor at the present time a_0 is given, assuming adiabatic expansion of the universe, as

$$a_0 \approx 1.254 \cdot 10^{15} (g_S(T_*)/100)^{1/3} (T_*/100 \text{ GeV}), \quad (\text{A.7})$$

where $g_S(T_*)$ is the number of adiabatic degrees of freedom at the time of generation. After this normalisation, the GW equation (A.3) reduces to the normalised GW equation (6).