

## THE ORBIT OF THE NEW MILKY WAY GLOBULAR CLUSTER FSR1716 = VVV-GC05\*

RODRIGO CONTRERAS RAMOS,<sup>1,2</sup> DANTE MINNITI,<sup>3,4,1</sup> JOSÉ G. FERNÁNDEZ-TRINCADO,<sup>5,6</sup> JAVIER ALONSO-GARCÍA,<sup>7,1</sup>  
MÁRCIO CATELAN,<sup>1,2,†</sup> FELIPE GRAN,<sup>1,2</sup> GERGELY HAJDU,<sup>2,8,1</sup> MICHAEL HANKE,<sup>8</sup> MAREN HEMPEL,<sup>1,2</sup>  
EDMUNDO MORENO DÍAZ,<sup>9</sup> ÁNGELES PÉREZ-VILLEGAS,<sup>10</sup> ÁLVARO ROJAS-ARRIAGADA,<sup>1,2</sup> AND MANUELA ZOCCALI<sup>1,2</sup>

<sup>1</sup>*Instituto Milenio de Astrofísica, Santiago, Chile.*

<sup>2</sup>*Pontificia Universidad Católica de Chile, Instituto de Astrofísica, Av. Vicuña Mackenna 4860, 7820436 Macul, Santiago, Chile.*

<sup>3</sup>*Departamento de Ciencias Físicas, Facultad de Ciencias Exactas, Universidad Andrés Bello, Av. Fernández Concha 700, Las Condes, Santiago, Chile.*

<sup>4</sup>*Vatican Observatory, V00120 Vatican City State, Italy.*

<sup>5</sup>*Departamento de Astronomía, Casilla 160-C, Universidad de Concepción, Concepción, Chile*

<sup>6</sup>*Institut Utinam, CNRS UMR 6213, Université Bourgogne-Franche-Comté, OSU THETA Franche-Comté, Observatoire de Besançon, BP 1615, 25010 Besançon Cedex, France*

<sup>7</sup>*Unidad de Astronomía, Facultad Cs. Básicas, Universidad de Antofagasta, Avda. U. de Antofagasta 02800, Antofagasta, Chile.*

<sup>8</sup>*Astronomisches Rechen-Institut, Zentrum für Astronomie der Universität Heidelberg, Mönchhofstr. 12-14, 69120 Heidelberg, German*

<sup>9</sup>*Instituto de Astronomía, Universidad Nacional Autónoma de México, Apdo. Postal 70264, México D.F., 04510, México*

<sup>10</sup>*Universidade de São Paulo, IAG, Rua do Matão 1226, Cidade Universitária, 05508-900, São Paulo, Brazil*

Submitted to ApJ

### ABSTRACT

We use deep multi-epoch near-IR images of the VISTA Variables in the Vía Láctea (VVV) Survey to measure proper motions (PMs) of stars in the Milky Way globular cluster FSR1716 = VVV-GC05. The color-magnitude diagram of this object, made using PM selected members, shows an extended horizontal branch, nine confirmed RR Lyrae members in the instability strip, and possibly several hotter stars extending to the blue. Based on the fundamental-mode (ab-type) RR Lyrae stars that move coherently with the cluster, we confirmed that FSR1716 is an Oosterhoff I globular cluster with a mean period  $\langle P_{ab} \rangle = 0.574$  days. Intriguingly, we detect tidal extensions to both sides of this cluster in the spatial distribution of PM selected member stars. Also, one of the confirmed RRabs is located  $\sim 11$  arcmin in projection from the cluster center, suggesting that FSR1716 may be losing stars due to the gravitational interaction with the Galaxy. We also measure radial velocities (RVs) for five cluster red giants selected using the PMs. The combination of RVs and PMs allow us to compute for the first time the orbit of this globular cluster, using an updated Galactic potential. The orbit results to be confined within  $|Z_{\max}| < 2.0$  kpc, and has eccentricity  $0.4 < e < 0.6$ , with perigalactic distance  $1.5 < R_{\text{peri}}(\text{kpc}) < 2.3$ , and apogalactic distance  $5.3 < R_{\text{apo}}(\text{kpc}) < 6.4$ . We conclude that, in agreement with its relatively low metallicity ( $[\text{Fe}/\text{H}] = -1.4$  dex), this is an inner halo globular cluster plunging into the disk of the Galaxy. As such, this is a unique object to test the dynamical processes that contribute to the disruption of Galactic globular clusters.

*Keywords:* techniques: proper motions Galaxy: kinematics and dynamics Galaxy: disk Galaxy: globular clusters: individual: FSR 1716 = VVV-GC05

Corresponding author: Rodrigo Contreras Ramos  
rcontrer@astro.puc.cl

\* Based on observations taken within the ESO programmes 179.B-2002 and 298.D-5048

† On sabbatical leave at European Southern Observatory, Av. Alonso de Córdova 3107, 7630355 Vitacura, Santiago, Chile.

## 1. INTRODUCTION

The Galactic globular clusters (GCs) can be destroyed by different dynamical processes, and we see today only a small fraction of the original population that managed to remain within the classical survival triangle (e.g. Fall & Rees 1977, 1985; Aguilar et al. 1988). Isolated clusters are expected to evaporate along their lives due to internal stellar encounters (Hénon 1961; Aarseth & Heggie 1993). In addition, the presence of the Galactic tidal field imposes a radial limiting size for a GC, that can vary along its orbit around the Galactic center. Dynamical friction is also important as the GC moves through an ocean of Galactic stars, acting preferentially in massive clusters moving in regions where the stellar density is very high, like the bulge or disk. Interactions with the tidal field of the Galactic disk also cause shocks, that heat up the outer regions of GCs. The disk shocking occurs when the cluster crosses the Galactic disk, where it is compressed by the varying z-component of the Galactic potential (Leon et al. 2000), and this effect appears to dominate the heating of GCs (Chernoff et al. 1986). In addition, a GC may exhibit a transient deformation during the disk crossing (Leon et al. 2000).

The star cluster FSR1716 = VVV-GC05 is a recently discovered Milky Way GC with a Heliocentric distance  $D = 7.5$  kpc that lies right in the Galactic plane, at  $l = 329.77812$ ,  $b = -1.59227$  deg (Minniti et al. 2017), indicating that it may belong to the disk. However, the detection of RR Lyrae (RRL) members, coupled with the obtained metallicity, shows that this is an old and metal-poor GC, with age  $> 10$  Gyr, and metallicity  $[\text{Fe}/\text{H}] = -1.4$  dex (Minniti et al. 2017; Koch et al. 2017), an indication that it may belong to the Galactic halo. Depending on its orbit and considering its location and elongated shape ( $b/a = 0.7$ ; Minniti et al. 2017), this cluster should be severely affected by dynamical processes, or even being presently disrupted. Therefore, this GC is a prime target for dynamical studies.

In this paper we compute the orbit of VVV-GC05, based on our newly measured proper motions (PMs) (presented in section 2) and radial velocities (presented in section 3). We measure the orbital parameters of this cluster (section 4), which allow us to conclude that this is an inner halo Galactic GC (as discussed in section 5). In the future, it would be interesting to study to what extent the different dynamical processes are affecting VVV-GC05.

## 2. THE VVV-GC05 PROPER MOTIONS

The VISTA Variables in the Vía Láctea Survey (VVV) is mapping the bulge and southern disk regions of the Milky Way in the near-IR. The  $ZYJHK_s$  images and aperture photometry of this public survey are available at the ESO Archive. The images are deep, reaching  $K_s \sim 17 - 18$  mag, and have high resolution (scale  $0.34''/\text{pix}$ ), allowing the measurement of accurate PMs (Libralato et al. 2015; Smith et al. 2018; Contreras Ramos et al. 2017). In particular, Contreras Ramos et al. (2017) measured the proper motions of the Milky Way GC NGC 6544 based on the VVV images collected between years 2010 and 2016, obtaining a clean sample of cluster stars down to two magnitudes below the main sequence turn off.

We have measured the PMs of the stars in the field surrounding VVV-GC05, following the procedures described by Contreras Ramos et al. (2017). The main difference with respect to our previous work is that these PMs are measured relative to the blue plume made of disk stars in the cluster region (instead of bulge stars). The typical uncertainties are  $\sim 1.18$  mas  $\text{yr}^{-1}$  in each PM coordinate, for stars with  $K_s = 15$  mag, accurate enough to compute orbital properties of the cluster. Figure 2 shows the relative PMs measured from the VVV images for a  $12 \times 12$  arcmin field containing the GC VVV-GC05, where we have color coded the stars according to their density. This smooth vector point diagram (VPD) shows that a group of stars centered at  $(\mu_l \cos(b), \mu_b) \sim (-4, -3)$  mas  $\text{yr}^{-1}$  clearly separates from the bulk of disk stars. The Galactic coordinates of this isolated group of stars correspond to the location of VVV-GC05 obtained by Minniti et al. (2017). Taking the mean value for relatively bright stars ( $K_s < 15$ ) inside a 2 mas circle containing the cluster stars in the VPD, we measure the mean relative PM of GC VVV-GC05 in Galactic coordinates:  $\mu_l \cos(b) = -3.74 \pm 0.1$  mas  $\text{yr}^{-1}$ , and  $\mu_b = -2.86 \pm 0.1$  mas  $\text{yr}^{-1}$ . The same VPD but this time divided in eight one-magnitude bins is presented in Figure 2 (left panel). The green circle in each plot shows the adopted membership criterion that we used to select cluster members (in red) in each magnitude interval. We adopted a radius of two mas  $\text{yr}^{-1}$  for the brightest stars with higher S/N ratios, on the top bin, relaxing the selection criteria for dimmer stars with lower S/N ratios (three mas  $\text{yr}^{-1}$  at the bottom). The resulting color-magnitude diagrams (CMDs) for both the stars selected as cluster members and the field counterparts are shown in the middle and right panel of Figure 2, respectively. Clearly, the PM selection is still not perfect because it leaves some blue foreground disk stars, but the narrow red giant branch (RGB) of the cluster is well defined.

Minniti et al. (2017) found a dozen RRL likely associated with VVV-GC05, eight of them being tightly packed in the inner region of the cluster. With the PMs in hand, we can now firmly establish their cluster membership. Our results

are presented in Figure 3 (left panel), where we include, for the sake of clarity, only stars with  $K_s < 15$ . We indicate in green-blue the RRL stars from [Minniti et al. \(2017\)](#), and with the blue circle the area containing the more likely cluster members. From the analysis of Figure 3, three RRL are likely field interlopers (d025-0157039, d025-332556, and d025-0175388) and nine (five type RRab plus four type RRc) RRL can be considered, within the errors, bona-fide cluster members. We performed a new distance measurement for the cluster using this new RRL sample. We adopted a mean intrinsic color of  $(J - K_s)_0 = 0.17 \pm 0.03$  for the RRL type ab ([Navarrete et al. 2015](#)) to derive a cluster reddening value of  $E(J - K_s) = 0.8$  mag, which corresponds to  $A_{K_s} = 0.42$  using the extinction ratio  $R = 0.528$  of [Nishiyama et al. \(2009\)](#). Applying equation (17) from [Muraveva et al. \(2015\)](#) and adopting a metallicity  $[\text{Fe}/\text{H}] = -1.4$  dex ([Minniti et al. 2017](#); [Koch et al. 2017](#)), the mean distance modulus of the nine RRL members is  $(m - M)_0 = 14.38$ , equivalent to 7.5 kpc, in perfect agreement with the value obtained by [Minniti et al. \(2017\)](#). Interestingly, among the confirmed RRL members, one of them (d025-0114911) is located at  $\sim 11$  arcmin from the cluster center, well beyond the measured cluster extension ( $\sim 3$  arcmin, [Minniti et al. 2017](#)). This corresponds to a projected separation of 6.5 pc at the distance of  $D = 7.5$  kpc, suggesting that VVV-GC05 may be losing stars due to the gravitational interaction with the Milky Way (MW) and/or cluster evaporation. Based on our new sample of RRL, we also recomputed the mean period of its fundamental-mode stars, obtaining  $\langle P_{ab} \rangle = 0.574$  days. This result confirms the classification as an Oosterhoff I GC ([Oosterhoff 1939](#); see [Catelan & Smith 2015](#), for a recent review and references).

In order to obtain a representative and clean sample of objects likely belonging to VVV-GC05, we selected stars with very similar kinematics (inside the blue circle shown in Figure 3) with relatively small PMs statistical errors ( $\text{epm} = \sqrt{\text{se}_{\mu_1 \cos(b)}^2 + \text{se}_{\mu_b}^2} < 4.5 \text{ mas yr}^{-1}$ ), and with similar projected position in the sky (within 1.2 arcmin from the cluster center). The selected stars are shown in the right panel of Figure 3, overplotted in the CMD containing all the stars detected in the studied field. The inspection of the CMD shows a well defined RGB and a clear overdensity of stars at  $J - K_s = 1.30 \pm 0.05$ ,  $K_s = 13.35 \pm 0.05$ , that we identified as the RGB bump. We include in green-blue the PM confirmed RRL members. The variability campaign in the VVV survey is only conducted with the  $K_s$  filter, and therefore colors arise from only a few  $J$  images (two in this case). As expected, because of the decoupling of their  $K_s, J$  magnitudes some of these variables may fall outside the instability strip. The presence of cluster members in the blue plume region suggests that the HB of VVV-GC05 may extend significantly to the blue through a blue tail that reaches  $J - K_s = 0.5, K_s = 16$ . However we cannot rule out that contamination from the disk is still present. The mere presence of blue HB stars (in addition to RR Lyrae variable stars) also confirms that the cluster is older than 10 Gyr (see, e.g., [Catelan 2009](#)).

Finally, based on the most likely star members, we attempt to measure the shape of the cluster. As shown in Figure 4, the cluster core is fairly spherical, with the flattening being considerable only in the outskirts, along the Galactic longitude. From the outermost contours we can visually measure a shape of  $3.2' \times 4.5'$ , giving an overall oblateness  $b/a \approx 0.7$ , or in the notation of [Hubble \(1936\)](#)  $e = (a - b)/a \approx 0.18$ , ranking VVV-GC05 as one of the most flattened GCs known (comparing with the lists of [White & Shawl 1987](#); [Chen & Chen 2010](#)). [van den Bergh \(2008\)](#) argued that many of the most flattened GCs suffer from differential reddening (citing the most flattened cluster M19 = NGC 6273 as the prime example), however, since our measurements (like those of [Chen & Chen 2010](#)) are in the near-IR, this problem is minimized. Moreover, the dispersion of the VVV-GC05 RGB colors discard that differential reddening is a significant effect, and cannot explain the observed flatness. We take this significant elongation as evidence that the cluster is being dynamically distorted by the Galactic field. However, the caveat is that these shape measurements are difficult to interpret not only because of the dense stellar background and differential reddening, but also because of the presence of a couple of bright stars in the immediate vicinity of the cluster. Also note that there are other clusters with radial variations in the ellipticity profile as well, most notably  $\omega$  Cen ([Geyer et al. 1983](#); [Anderson & van der Marel 2010](#)). This suggests that tidal effects are not the only mechanism that can produce such variations.

### 3. THE VVV-GC05 RADIAL VELOCITIES

In order to obtain radial velocities for cluster red giant stars, we used the near-IR FIRE spectrograph ( $R \sim 6000$ ) at the Magellan Baade 6.5m Telescope at Las Campanas Observatory. The date of the spectroscopic observations was June 3rd, 2017, with excellent seeing conditions (sometimes below 0.4 arcseconds). We managed to obtain high quality FIRE spectra for 6 cluster candidate red giant stars that were proper motion selected. The observations of these 6 red giant stars took about 1.3 hours, which is relatively fast because they are bright and close to each other. The FIRE spectra show spectral order with strong curvature, seriously complicating the reduction process. The reduction of these spectra was done with our own Python reduction cascade, that includes bias subtraction, stray-light modeling,

flat fielding, correction for inhomogeneous slit illumination, cosmic ray/bad pixel rejection, sky subtraction, optimal extraction, telluric correction, and wavelength calibration. In doing so we have cut the three orders in the bluest side of the spectra because of problems with the order rectification. For the blaze function and telluric correction, we obtained a spectrum of the telluric standard HD141542 (A0V), and followed the correction method outlined in Vacca et al. (2003). However, having just one telluric spectrum at the beginning of the observations, we cannot map the temporal changes in the tellurics and therefore the fluxes in the corrected observed spectrum at the location of those telluric lines are accurate only within a few 10% (which should not affect the radial velocities). For the wavelength calibration we used sky emission lines in the science exposures to fit a global wavelength solution to all the orders, and then used our own cross-correlation code to measure radial velocities. After Fourier filtering as well as tellurics –and sky residuals– masking of the pseudo normalized spectra, the code computes a weighted normalized cross correlation function for all the spectra in the APOGEE H-band template library, convolved with a Gaussian in order to appropriately match the resolution of FIRE ( $\sim 50$  km/s). We use the mean barycentric velocity of the peaks of two FIRE orders corresponding to FIRE’s H-Band coverage. Subsequently, we fitted the individual cross-correlated profiles and deduced RVs from the positions of the highest peaks corresponding to the templates with the best matches to the observations. We employed the same method to spectra of Gaia radial velocity standards (Soubiran et al. 2013) taken during the same observing run, and could not find significant deviations from the literature values. Hence the applied method should be reliable.

After measuring the RVs of the six proper motion selected cluster candidates (listed in Table 1), we conclude that 5 stars are cluster members and one star is a clear outlier (star d025-305014339, which is also the brightest sample star). Comparing the respective spectra, we see that this outlier star seems to be a much more metal-rich foreground star, with strong lines, while the other five are fairly similar and metal-poor, with a well defined continuum and weak lines. Koch et al. (2017) also measured radial velocities for six red giant members of this cluster. Their radial velocities are in reasonable agreement with ours, as shown in Figure 5, although there is a small offset between their mean velocities and ours,  $\Delta RV = 3.7$  km/s, that is not statistically significant ( $2\sigma$ ). We measure a mean cluster radial velocity of  $RV = -34.0 \pm 1.5$  km/s based on five red giant members, and Koch et al. (2017) measured a mean cluster radial velocity of  $RV = -30.3 \pm 1.2$  km/s based on six red giant members. We measure a velocity dispersion of  $\sigma = 2.9 \pm 0.9$  km/s, slightly larger than that measured by Koch et al. (2017),  $\sigma = 2.5 \pm 0.9$  km/s. Also, because of the small difference in the mean velocities of the two samples, the combined velocity dispersion is somewhat larger:  $\sigma = 3.4 \pm 0.7$  km/s. This larger velocity dispersion value would almost double the mass of this cluster with respect to that estimated by Koch et al. (2017), who found a total dynamical mass of  $M = 1.4 \times 10^4 M_{\odot}$ . Clearly, more radial velocities need to be measured in order to definitely establish the cluster radial velocity dispersion and total mass. In order to compute the cluster orbital properties, hereafter we will adopt the unweighted mean of these two independent determinations for the cluster radial velocity,  $RV = -32.1 \pm 1.5$  km/s.

#### 4. CHARACTERIZATION OF THE GLOBULAR CLUSTER ORBIT

In order to compute the GC orbit, we need absolute PMs instead of relative ones. The transformation from the relative to the absolute system was done using more than a thousand stars in common between our reference stars for computing PMs (see section 2) and the Gaia DR2 catalog recently published by Gaia Collaboration et al. (2018). We cross-correlated both catalogs allowing a maximum difference of one arcsec projected distance. From their comparison, we computed a mean relative shift of  $-4.95 \pm 0.04$  mas yr $^{-1}$  along Galactic longitude and  $-0.76 \pm 0.04$  mas yr $^{-1}$  along Galactic latitude. The derived absolute PM for VVV-GC05 resulted in  $(\mu_l \cos(b), \mu_b) = (-8.69 \pm 0.1, -3.62 \pm 0.1)$  mas yr $^{-1}$ . To trace the orbit, we use the parameters listed in Table 2. For reference, the 3-dimensional solar velocity and velocity of the local standard of rest adopted in this work is:  $[U_{\odot}, V_{\odot}, W_{\odot}] = [11.1, 12.24, 7.25]$  km/s (Schönrich et al. 2010), the Sun is located at  $R_{\odot} = 8.3$  kpc, and the local rotation velocity is assumed to be  $\Omega_0(R_{\odot}) = 239$  km/s, given by Sofue (2015). All these input quantities are well determined, and their errors are adequate for obtaining good orbital parameters.

We performed a numerical integration of orbits for FSR1716 in a barred Milky Way model, adopting a new modern galaxy algorithm called GravPot16 (Fernández-Trincado et al. 2017c), that makes an important effort to fit specially the inner Galactic region. The parameters employed for the Galactic potential are listed in Table 3. GravPot16 is a semi-analytical, steady-state, 3D gravitational potential of the Milky Way, observationally and dynamically constrained. The model is primarily made up of the superposition of several composite stellar components, where the density profiles in cylindrical coordinates,  $\rho_i(R, z)$ , are the same as those proposed in Robin et al. (2003, 2012, 2014), i.e.,

a boxy/peanut bulge, a Hernquist stellar halo, seven stellar Einasto thin disks with spherical symmetry in the inner regions, two stellar  $\text{sech}^2$  thick disks, a gaseous exponential disk, and a spherical structure associated with the dark matter halo. A new formulation for the global potential,  $\Phi(R, z)$ , of this Milky Way density model will be described in detail in a forthcoming paper (Fernandez-Trincado et al. 2018, in preparation). We consider an angle of  $\phi = 20^\circ$  for the present-day orientation of the major axis of the Galactic bar and the Sun-Galactic center line. The total mass of the bar taken in this work is  $1.1 \times 10^{10} M_\odot$ , that corresponds to the dynamical constraints towards the Milky Way bulge from massless particle simulations (e.g., Fernández-Trincado et al. 2017c, and Fernández-Trincado et al. 2018, in preparation), which is consistent with the recent estimate given by Portail et al. (2017). Moreover the bar potential model has been computed adopting a new mathematical technique which considers ellipsoidal shells with similar densities. Additionally, it should be noted that GravPot16 has been extensively employed to predict stellar orbits and/or orbital parameters for a large set of sources (see Fernández-Trincado et al. 2016, 2017a,c,b; Anders et al. 2017; Abolfathi et al. 2018).

The orbit of FSR1716 is computed adopting a simple Monte Carlo procedure for different bar pattern speeds as mentioned above. For each simulation, we time-integrated backwards one million orbits for 2.5 Gyr under variations of the initial conditions (proper motions, radial velocity, heliocentric distance, Solar position, Solar motion and the velocity of the local standard of rest) according to their estimated errors, where the errors are assumed to follow a Gaussian distribution. It is important to note that the uncertainties in the orbital predictions are primarily driven by the uncertainty in the PMs and distances with a negligible contribution from the uncertainty in the radial velocity. In Figure 6 we show the meridional and equatorial orbit of FSR1716 with the four different values of the angular velocity of the Galactic bar (different rows). Small differences can be underlined between the different orbits. The radial excursions of the orbit of FSR1716 seem to increase slightly with the bar pattern speed, while the vertical excursions remain similar in these cases. The less frequent closer approaches to the innermost part of the Galaxy imply highly likely a larger survival expectancy for the cluster.

We see that the  $R_{\min}$  appears to increase and decrease periodically depending on the bar angular velocity, and speculate that this means that the tidal destruction rate of Galactic GCs in the innermost parts of the Milky Way would increase and decrease periodically as well. This calls for further dynamical modelling for this cluster and for the search of similar clusters that would test the tidal effects in the central parts of our galaxy.

The main results are listed in Table 4. The orbit results to be confined within  $|Z_{\max}| < 2.0$  kpc, and has a significant eccentricity  $0.4 < e < 0.6$ , with perigalactic distance  $1.5 < R_{\text{peri}}(\text{kpc}) < 2.3$ , and apogalactic distance  $5.3 < R_{\text{apo}}(\text{kpc}) < 6.4$ . These orbital parameters are consistent with a GC belonging to the inner halo (e.g. Moreno et al. 2014; Bofylev & Bajkova 2017). Some limitations of our calculations include not considering the effects of dynamical evolution of the cluster and tidal effects on it exerted by the Galactic disk in each orbit, mass loss, and secular changes in the Milky Way potential over time.

## 5. DISCUSSION: DYNAMICAL DISRUPTION PROCESSES IN ACTION?

Significant flattening (elliptic shapes) have been observed in some GCs (White & Shawl 1987), although not necessarily disk shocking is the main process acting to flatten most GCs (Shimada 1998). The presence of rotation can significantly flatten a GC, or in some cases differential reddening can account for the elliptical shapes (van den Bergh 2008), as confirmed by Chen & Chen (2010), who found rounder values based on near-IR photometry from 2MASS. However, Stephens et al. (2006) also found at least one case in which high GC flattening may be caused by velocity anisotropy.

Disk shocking is due to the varying tidal field as a GC plunges through the MW disk, and has been proposed as an important destruction mechanism depending on the cluster location and orbit (Weinberg 1994). According to early theoretical expectations, gravitational disk shocking would cause the expansion and subsequent mass loss for such a cluster (Weinberg 1994). This effect would be more dramatic for clusters with smaller Galactocentric distances than  $R_{\text{GC}} \sim 7.5$  kpc, which is the case of VVV-GC05 that is located at  $R_{\text{GC}} = 4.3$  kpc (Minniti et al. 2017). To test the disk shocking effect it was needed a GC where all the other dynamical effects were reduced. So the cluster has to be located in the MW plane but away from the bulge to avoid bulge shocking, and be massive enough to withstand evaporation. VVV-GC05 is apparently such a cluster, located at  $b = -1.5$  deg, and height  $Z = 209$  pc below the Galactic plane. In this work we have determined the orbit of this GC, finding that is presently plunging through the Galactic disk, which increases the effect of disk shocking. Therefore, this GC is a laboratory like no other to test the effects of disk shocking.

In principle, this cluster is subject to severe disk shocking, which can be the cause for the elongated shape observed in its outer parts (Figure 4). The evaporation due to tidal heating should expel stars that could be found a few tidal radii away from the clusters (e.g. Meylan 2002). Interestingly, one RRL found by Minniti et al. (2017) is located at a distance  $> 11$  arcmin from the cluster centre, well beyond its spatial extension (radius of  $\sim 3$  arcmin), suggesting that this may be the case, but the numbers are low. Another piece of evidence pointing at the existence of tidal tails is the difficulty found when trying to decontaminate the cluster CMD using statistical background decontamination methods (Minniti et al. 2017). The PM selected cluster members show an extended distribution elongated along the Galactic longitude coordinate (Figure 4), which resembles tidal extensions on both sides of the cluster.

Unfortunately, one major uncertainty that remains to be settled is the total mass of the cluster. As discussed in the previous section 3, Koch et al. (2017) measured a total dynamical mass of  $M = 1.4 \times 10^4 M_{\odot}$  based on a velocity dispersion of  $\sigma = 2.5 \pm 0.9$  km/s from six stars, while the velocity dispersion measured here using the total combined sample of 11 stars deemed to be cluster members would ( $\sigma = 4.5 \pm 1.5$  km/s) almost doubles the mass of this cluster.

Orbit and mass would provide important constrains to address several interesting questions about VVV-GC05: Did this cluster belong to an accreted satellite? Does its present location reflect the result of spiraling into the Milky Way by dynamical friction? Is this cluster presently in the final stages of disruption? Has this cluster lost most of its mass? Unfortunately, its location at low Galactic latitude where the stellar density is maximum prevents us from answering these questions yet.

## 6. CONCLUSIONS

We have measured the mean radial velocities and PMs for VVV-GC05, obtaining an orbit for the cluster. The computed orbit discards the hypothesis that this is a disk GC, in spite of its special location in the Galactic plane. We conclude that this is a metal-poor GC of the inner halo, that has survived in an elliptical orbit confined to  $1.5 < R_{GC}(\text{kpc}) < 6.4$ .

We argue that this cluster is presently plunging through the MW plane and therefore is being severely affected by disk shocking. The tentative detection of tidal extensions on the spatial distribution of RR Lyrae and of PM selected member stars of this GC support our conclusions.

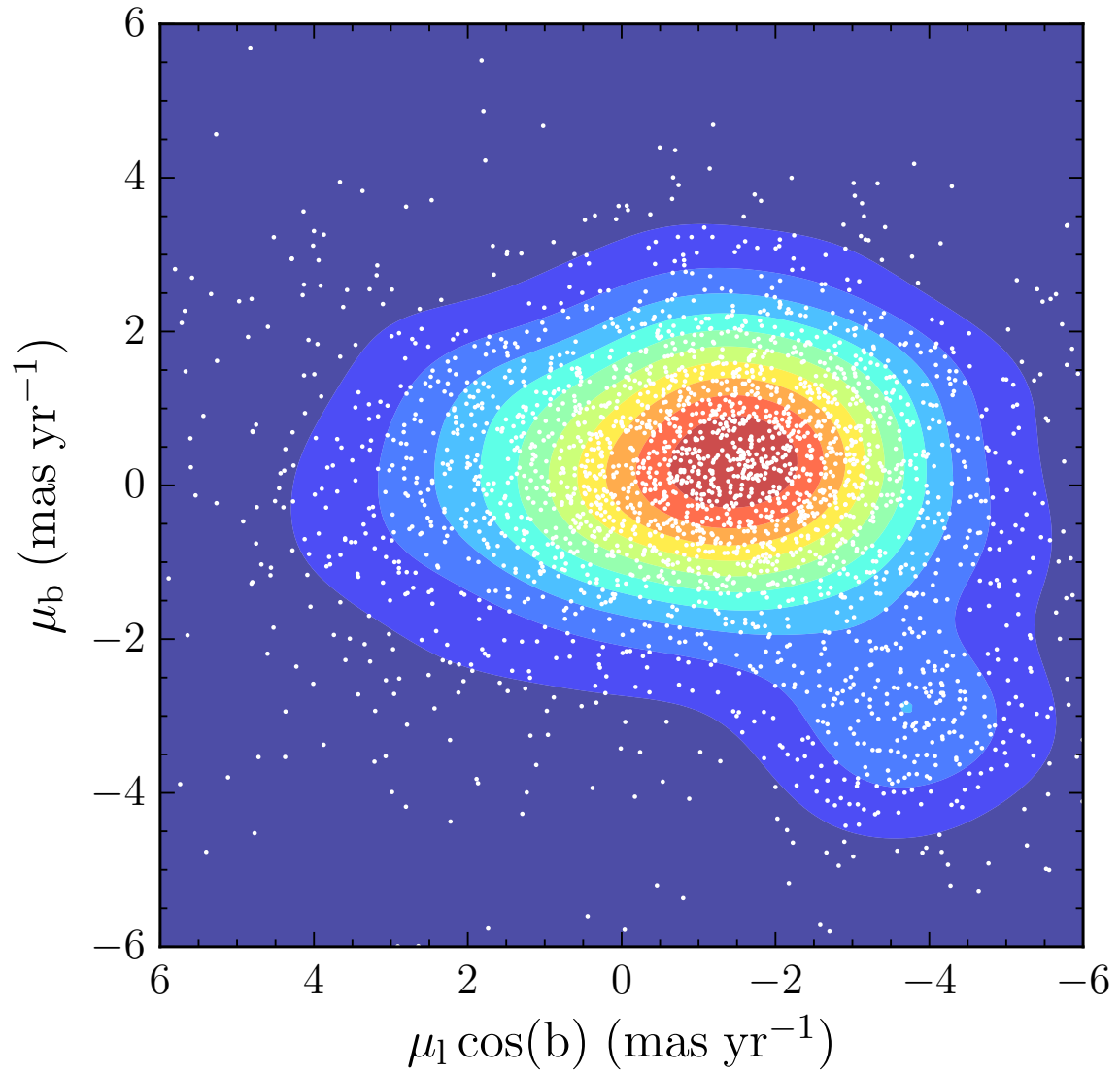
This target is strategically located at  $b = -1.5$  deg in the MW disk (with  $Z = 209$  pc below the plane), and it is therefore specially important to test the effects of dynamical evolution of Galactic GCs. Indeed, detailed models in combination with careful observations of VVV-GC05 may be able to directly measure the force field in that special place of the MW at  $R_{GC} = 4.3$  kpc.

We gratefully acknowledge data from the ESO Public Survey program ID 179.B-2002 taken with the VISTA telescope, and products from the Cambridge Astronomical Survey Unit (CASU). Support is provided by the BASAL Center for Astrophysics and Associated Technologies (CATA) through grant PFB-06, and the Ministry for the Economy, Development and Tourism's Iniciativa Científica Milenio grant IC120009, awarded to the Millennium Institute of Astrophysics (MAS). D.M., J.G.F-T, M.Z., M.C., and J.A.G. acknowledge support from FONDECYT grants Regular No. 1170121, 3180210, 1150345, 1171273, and Iniciacion 11150916, respectively. F.G. acknowledge support from CONICYT-PCHA Doctorado Nacional 2017-21171485 and Proyecto Fondecyt Regular 1150345. A.P-V acknowledges FAPESP for the postdoctoral fellowship 2017/15893-1. GH acknowledges support from the Graduate Student Exchange Fellowship Program between the Institute of Astrophysics of the Pontificia Universidad Católica de Chile and the Zentrum für Astronomie of the University of Heidelberg, funded by the Heidelberg Center in Santiago de Chile and the Deutscher Akademischer Austauschdienst, and by CONICYT-PCHA/Doctorado Nacional grant 2014-63140099. We are grateful to the Aspen Center for Physics where our work was supported by National Science Foundation grant PHY-1066293, and by a grant from the Simons Foundation (D.M. and M.Z.). J.G.F-T gratefully acknowledges funding for the GravPot16 software provided by the Centre national d'études spatiale (CNES) through grant 0101973 and UTINAM Institute of the Université de Franche-Comte, supported by the Region de Franche-Comte and Institut des Sciences de l'Univers (INSU).

## REFERENCES

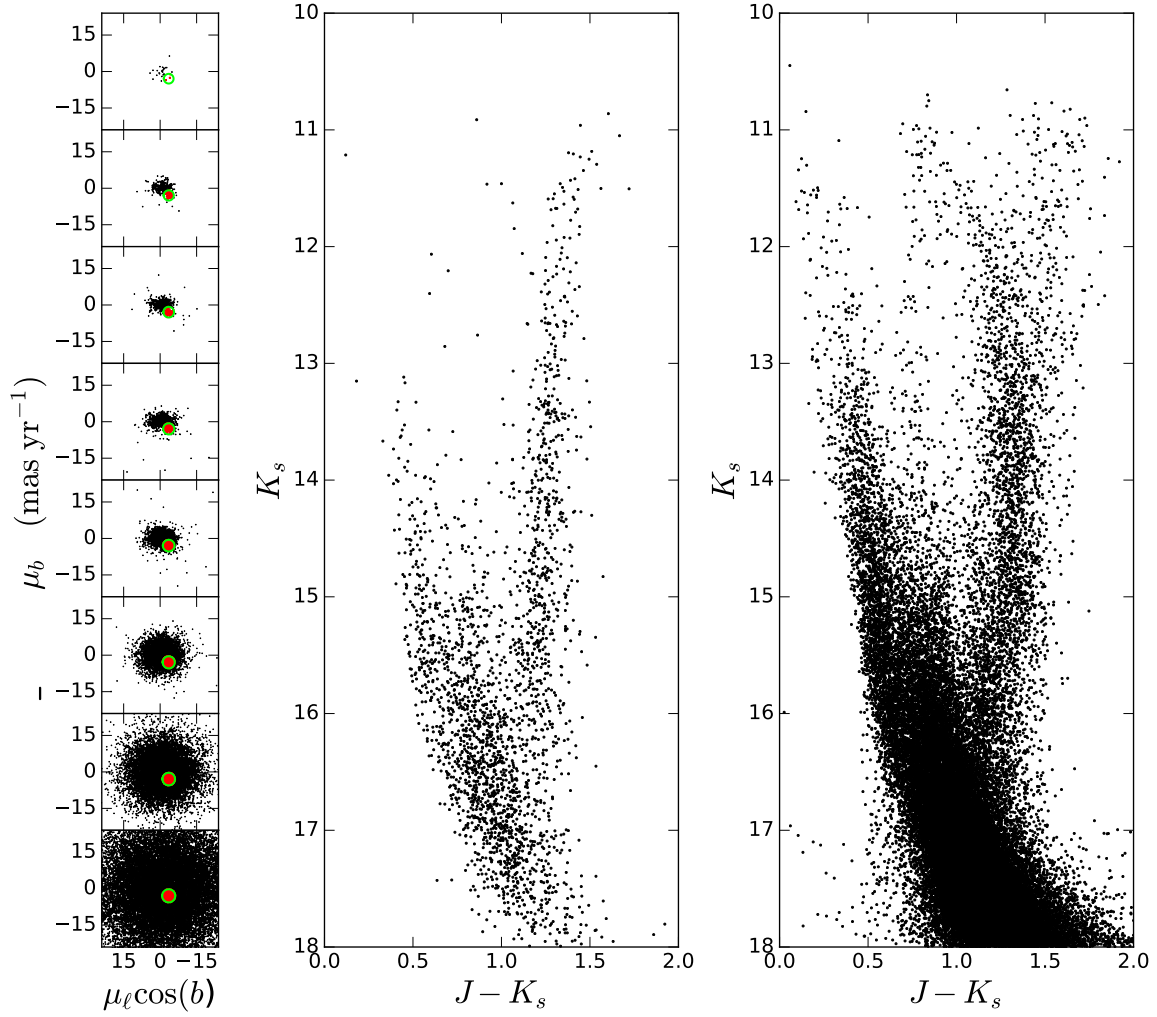
- Aarseth, S. J., & Heggie, D. C. 1993, in *Astronomical Society of the Pacific Conference Series*, Vol. 48, The Globular Cluster-Galaxy Connection, ed. G. H. Smith & J. P. Brodie, 701
- Abolfathi, B., Aguado, D. S., Aguilar, G., et al. 2018, *ApJS*, 235, 42

- Aguilar, L., Hut, P., & Ostriker, J. P. 1988, *ApJ*, 335, 720
- Anders, F., Queiroz, A. B., Chiappini, C., et al. 2017, ArXiv e-prints, arXiv:1708.09319
- Anderson, J., & van der Marel, R. P. 2010, *ApJ*, 710, 1032
- Bobylev, V. V., & Bajkova, A. T. 2017, *Astronomy Reports*, 61, 551
- Brunthaler, A., Reid, M. J., Menten, K. M., et al. 2011, *Astronomische Nachrichten*, 332, 461
- Catelan, M. 2009, *Ap&SS*, 320, 261
- Catelan, M., & Smith, H. A. 2015, *Pulsating Stars*
- Chen, C. W., & Chen, W. P. 2010, *ApJ*, 721, 1790
- Chernoff, D. F., Kochanek, C. S., & Shapiro, S. L. 1986, *ApJ*, 309, 183
- Contreras Ramos, R., Zoccali, M., Rojas, F., et al. 2017, *A&A*, 608, A140
- Fall, S. M., & Rees, M. J. 1977, *MNRAS*, 181, 37P
- . 1985, *ApJ*, 298, 18
- Fernández-Trincado, J. G., Geisler, D., Moreno, E., et al. 2017a, in *SF2A-2017: Proceedings of the Annual meeting of the French Society of Astronomy and Astrophysics*, ed. C. Reylé, P. Di Matteo, F. Herpin, E. Lagadec, A. Lançon, Z. Meliani, & F. Royer, 199–202
- Fernández-Trincado, J. G., Robin, A. C., Moreno, E., Pérez-Villegas, A., & Pichardo, B. 2017b, in *SF2A-2017: Proceedings of the Annual meeting of the French Society of Astronomy and Astrophysics*, ed. C. Reylé, P. Di Matteo, F. Herpin, E. Lagadec, A. Lançon, Z. Meliani, & F. Royer, 193–198
- Fernández-Trincado, J. G., Robin, A. C., Moreno, E., et al. 2016, *ApJ*, 833, 132
- Fernández-Trincado, J. G., Zamora, O., García-Hernández, D. A., et al. 2017c, *ApJL*, 846, L2
- Gaia Collaboration, Brown, A. G. A., Vallenari, A., et al. 2018, ArXiv e-prints, arXiv:1804.09365
- Geyer, E. H., Nelles, B., & Hopp, U. 1983, *A&A*, 125, 359
- Hénon, M. 1961, *Annales d’Astrophysique*, 24, 369
- Hubble, E. P. 1936, *Realm of the Nebulae*
- Koch, A., Kunder, A., & Wojno, J. 2017, *A&A*, 605, A128
- Leon, S., Meylan, G., & Combes, F. 2000, *A&A*, 359, 907
- Libralato, M., Bellini, A., Bedin, L. R., et al. 2015, *MNRAS*, 450, 1664
- Meylan, G. 2002, in *IAU Symposium, Vol. 207, Extragalactic Star Clusters*, ed. D. P. Geisler, E. K. Grebel, & D. Minniti, 555
- Minniti, D., Palma, T., Dékány, I., et al. 2017, *ApJL*, 838, L14
- Monari, G., Famaey, B., Siebert, A., et al. 2017a, *MNRAS*, 465, 1443
- Monari, G., Kawata, D., Hunt, J. A. S., & Famaey, B. 2017b, *MNRAS*, 466, L113
- Moreno, E., Pichardo, B., & Velázquez, H. 2014, *ApJ*, 793, 110
- Muraveva, T., Palmer, M., Clementini, G., et al. 2015, *ApJ*, 807, 127
- Navarrete, C., Contreras Ramos, R., Catelan, M., et al. 2015, *A&A*, 577, A99
- Nishiyama, S., Tamura, M., Hatano, H., et al. 2009, *ApJ*, 696, 1407
- Oosterhoff, P. T. 1939, *The Observatory*, 62, 104
- Portail, M., Gerhard, O., Wegg, C., & Ness, M. 2017, *MNRAS*, 465, 1621
- Portail, M., Wegg, C., Gerhard, O., & Martínez-Valpuesta, I. 2015, *MNRAS*, 448, 713
- Robin, A. C., Marshall, D. J., Schultheis, M., & Reylé, C. 2012, *A&A*, 538, A106
- Robin, A. C., Reylé, C., Derrière, S., & Picaud, S. 2003, *A&A*, 409, 523
- Robin, A. C., Reylé, C., Fliri, J., et al. 2014, *A&A*, 569, A13
- Schönrich, R., Binney, J., & Dehnen, W. 2010, *MNRAS*, 403, 1829
- Shimada, M. 1998, *Progress of Theoretical Physics*, 99, 163
- Smith, L. C., Lucas, P. W., Kurtev, R., et al. 2018, *MNRAS*, 474, 1826
- Sofue, Y. 2015, *PASJ*, 67, 75
- Soubiran, C., Jasniewicz, G., Chemin, L., et al. 2013, *A&A*, 552, A64
- Stephens, A. W., Catelan, M., & Contreras, R. P. 2006, *AJ*, 131, 1426
- Vacca, W. D., Cushing, M. C., & Rayner, J. T. 2003, *PASP*, 115, 389
- van den Bergh, S. 2008, *AJ*, 135, 1731
- Weinberg, M. D. 1994, *AJ*, 108, 1414
- White, R. E., & Shawl, S. J. 1987, *ApJ*, 317, 246

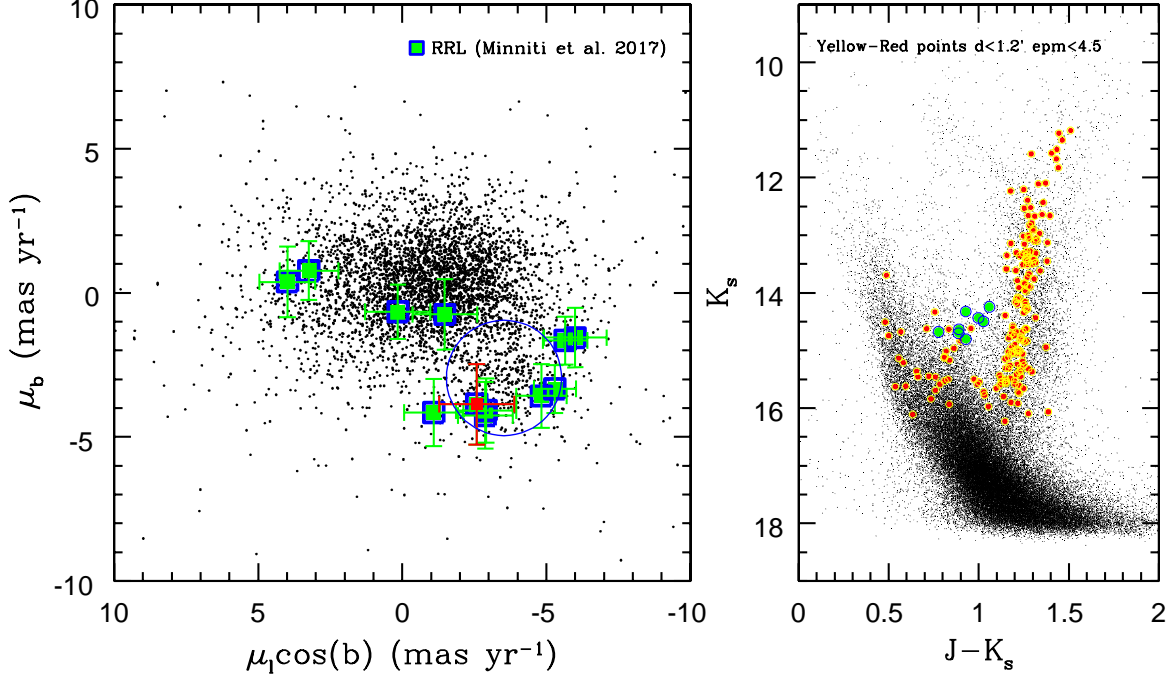


**Figure 1.** Smooth VPD for all the stars with  $K_s < 15$  mag. Likely stars belonging to VVV-GC05 in the lower right corner clearly separate from the disk stars. The cloud of disk stars in the center appears elongated due to the disk rotation. For visual aid, spatial density is color-coded in arbitrary linear units.





**Figure 2.** VPD diagram (left) divided in eight one-magnitude bins, for all the stars detected in this work. The green circle located at  $(\mu_l \cos(b), \mu_b = -3.48, -2.70)$   $\text{mas yr}^{-1}$  shows the region used to separate cluster (in red) from field stars, with a radius that varies from two mas (brightest stars) to three mas (faintest stars). CMD for stars that move coherently with the cluster (middle), and likely stars belonging to the disk (right) after cleaning cluster members. The PM selection of cluster members is still contaminated with some blue foreground disk stars, but the narrow RGB of the cluster is clearly defined.

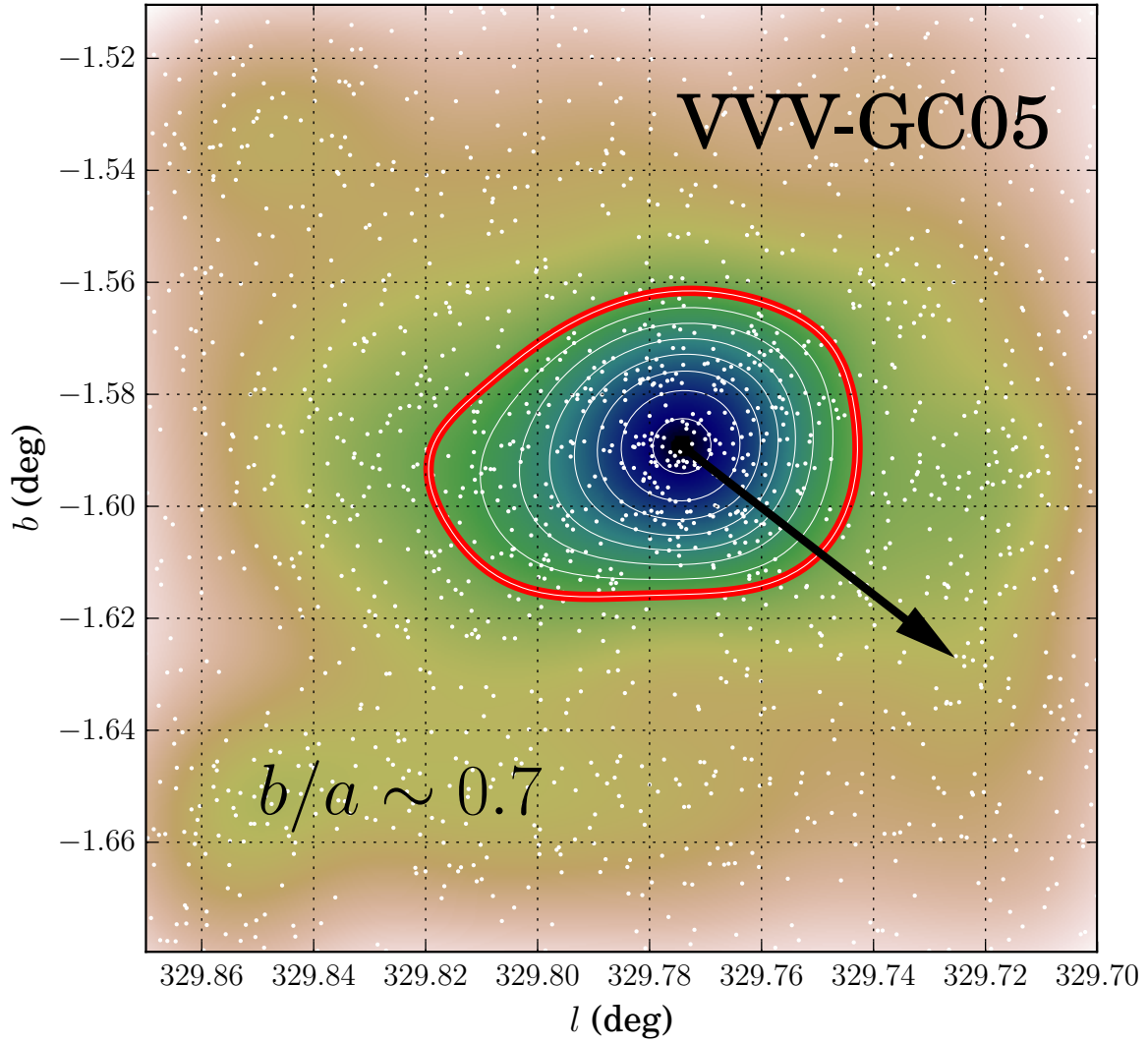


**Figure 3.** Left panel: VPD for all the stars with  $K_s < 15$  mag. The green-blue squares indicate the position of the 12 RRL discovered by Minniti et al. (2017). The blue circle, with a radius of two  $\text{mas yr}^{-1}$ , shows the adopted criterion used to separate cluster members from disk interlopers. As can be seen, nine RRL fall, within the errors, inside the adopted region and likely belong to VVV-GC05. The outermost RRL member (d025-0114911) is highlighted in red. Right panel: VVV near-IR CMD for all the detected sources in our study. Stars falling inside the blue circle in the left panel with relatively low associated statistical errors, and closer than 1.2 arcmin from the cluster center are represented by yellow-red dots, while the confirmed RRL stars are shown with green-blue circles. A number of stars in the blue region suggest that the HB of VVV-GC05 extends blueward of the instability strip.

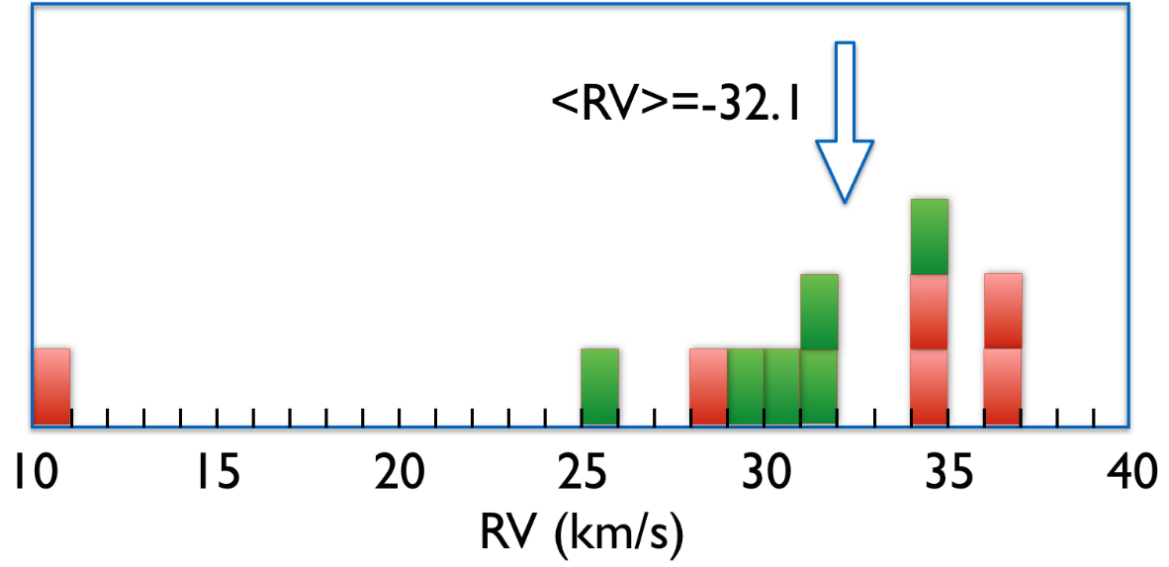
**Table 1.** Radial Velocity Measurements.

ID	RA2000	DEC2000	RV (km/s)	$\sigma_{RV}$ (km/s)	$K_s^a$	$J^a$	$J - K_s$
d025-305014339	242.63448	-53.71523	-10.39	0.62	9.542	10.935	1.393
d025-304820647	242.76954	-53.75650	-36.85	1.89	9.845	11.333	1.488
d025-305435610	242.60974	-53.76977	-28.62	2.12	10.020	11.394	1.374
d025-304822561	242.75303	-53.70405	-36.22	1.43	10.060	11.561	1.501
d025-305013143	242.58673	-53.72942	-34.04	2.22	11.184	12.599	1.415
d025-304816009	242.64867	-53.78362	-34.40	2.06	11.402	12.841	1.439

<sup>a</sup>Typical photometric errors are  $\sigma_{K_s} = 0.03$  mag, and  $\sigma_J = 0.01$  mag.



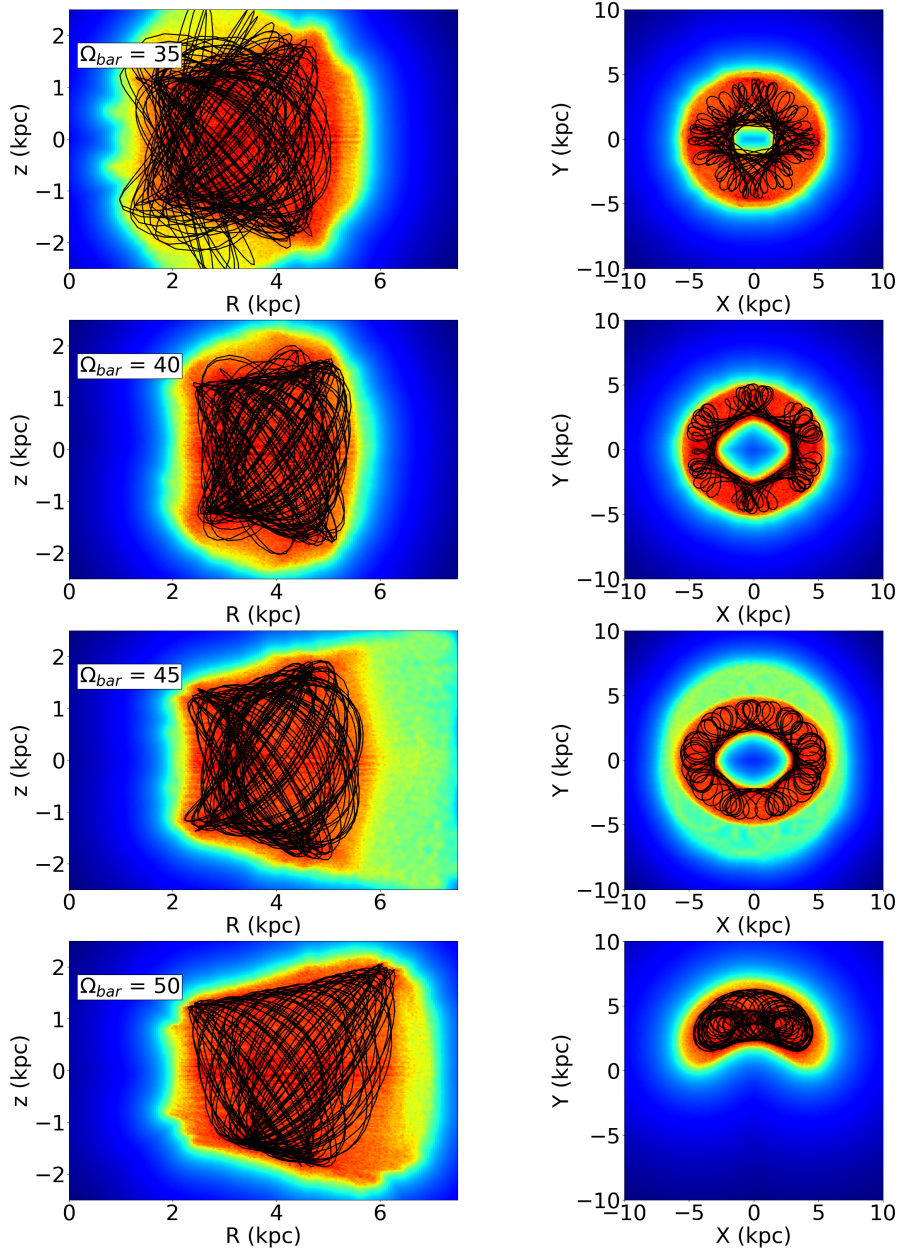
**Figure 4.** Surface density distribution of PM selected stars in the field of the cluster. The central region is spherical, while the outer parts are significantly flattened along the Galactic longitude coordinate. The tidal extensions to both sides of the cluster are evident in this graph. The quoted value of the cluster’s elongation was visually estimated from the density contour highlight. The black arrow points along the direction of the cluster orbit. For visual aid, spatial density is color-coded in arbitrary linear units.



**Figure 5.** Radial velocities for red giants in the field of the globular cluster VVV-GC05, showing the velocities measured by Koch et al. (2017) in green, and those measured in this work in red.

**Table 2.** Observational Data for VVV-GC05.

	Value
$(\alpha, \delta)_{J2000}$	$(16 : 10 : 30.0, -53 : 44 : 56)$
$(l, b)$	$(329.77812^\circ, -1.59227^\circ)$
$d_\odot$	$7.5 \pm 0.2$ kpc
$v_r$	$-32.1 \pm 1.5$ km/s
$\mu_l \cos b$	$-8.69 \pm 0.1$ mas yr $^{-1}$
$\mu_b$	$-3.62 \pm 0.1$ mas yr $^{-1}$



**Figure 6.** Probability density in the meridional Galactic plane (left column) and equatorial Galactic plane (right column) of one million simulated orbits of FSR1716 time-integrated backwards for 2.5 Gyr in the non-inertial reference frame where the bar is at rest. The internal label indicate the adopted pattern speed of the bar. The black path shows the nominal orbit while red and yellow colors correspond to more probable regions of the space, which are crossed more frequently by the simulated orbits.

**Table 3.** Parameters employed for the Galactic potential.

Parameter	Value	References
$R_0$	$8.3 \pm 0.23$ kpc	1
$\Omega_0$	$239 \pm 7$ km/s	1
$(U, V, W)_\odot$	$(-11.1^{+0.69}_{-0.75}, 12.24^{+0.47}_{-0.47}, 7.25^{+0.37}_{-0.36})$	2
Galactic Bar		
Present position of major axis	$20^\circ$	3,4
Angular velocity	$35,40,45,50$ km/s kpc $^{-1}$	3,4,5,6,7
Cut-off radius	$3.28$ kpc	8

**References**— 1) Brunthaler et al. (2011). 2) Schönrich et al. (2010). 3) Fernández-Trincado et al. (2017b). 4) Fernández-Trincado et al. (2017c). 5) Portail et al. (2015). 6) Monari et al. (2017a). 7) Monari et al. (2017b). 8) Robin et al. (2012).

**Table 4.** Monte Carlo orbital parameters of FSR1716. The average value of the orbital parameters was found for the one million realizations, with uncertainty ranges given by the 16th (subscript) and 84th (superscript) percentile values.

$\Omega_{\text{bar}}$ (km/s kpc <sup>-1</sup> )	$\langle r_{\text{peri}} \rangle$ (kpc)	$\langle r_{\text{apo}} \rangle$ (kpc)	$\langle  z _{\text{max}} \rangle$ (kpc)	$\langle e \rangle$
35	1.50 <sub>1.09</sub> <sup>2.49</sup>	5.29 <sub>5.09</sub> <sup>5.56</sup>	2.09 <sub>1.82</sub> <sup>2.64</sup>	0.57 <sub>0.35</sub> <sup>0.65</sup>
40	2.31 <sub>2.22</sub> <sup>2.41</sup>	5.42 <sub>5.32</sub> <sup>5.51</sup>	2.11 <sub>1.99</sub> <sup>2.23</sup>	0.40 <sub>0.38</sub> <sup>0.42</sup>
45	2.24 <sub>2.14</sub> <sup>2.34</sup>	5.75 <sub>5.53</sub> <sup>5.91</sup>	2.00 <sub>1.91</sub> <sup>2.07</sup>	0.44 <sub>0.42</sub> <sup>0.46</sup>
50	2.29 <sub>2.09</sub> <sup>2.43</sup>	6.39 <sub>6.19</sub> <sup>6.75</sup>	2.02 <sub>1.89</sub> <sup>2.12</sup>	0.47 <sub>0.44</sub> <sup>0.53</sup>