

# POLES OF CUBIC DIFFERENTIALS AND ENDS OF CONVEX $\mathbb{RP}^2$ -SURFACES

XIN NIE

**ABSTRACT.** On any oriented surface, the affine sphere construction gives a one-to-one correspondence between convex  $\mathbb{RP}^2$ -structures and holomorphic cubic differentials. Generalizing results of Benoist-Hulin, Loftin and Dumas-Wolf, we show that poles of order less than 3 of holomorphic cubic differentials correspond to finite volume ends of convex  $\mathbb{RP}^2$ -structures, while poles of order at least 3 correspond to geodesic or piecewise geodesic boundary components.

## 1. STATEMENT OF RESULTS

**1.1.  $\mathbb{RP}^2$ -structures and Wang's equation.** An  $\mathbb{RP}^2$ -structure on a surface  $S$  is a maximal atlas with charts taking values in  $\mathbb{RP}^2$  and transition maps in the group  $\mathrm{SL}(3, \mathbb{R})$  of projective transformations. Such a structure is determined by its *developing map*, a local homeomorphism from the universal cover  $\tilde{S}$  to  $\mathbb{RP}^2$  obtained by assembling charts. An  $\mathbb{RP}^2$ -structure  $X$  is said to be *convex* if its developing map sends  $\tilde{S}$  bijectively to a bounded convex domain  $\Omega$  in an affine chart  $\mathbb{R}^2 \subset \mathbb{RP}^2$ . In particular, if  $\Omega$  is an ellipse then  $X$  amounts to a hyperbolic structure.

If  $S$  is oriented without boundary, one can construct an  $\mathbb{RP}^2$ -structure from a pair  $(g, \phi)$  on  $S$  consisting of a Riemannian metric  $g$  and a holomorphic cubic differential  $\phi$  (under the conformal structure induced by  $g$ ) satisfying *Wang's equation*

$$(1.1) \quad \kappa_g = -1 + \|\phi\|_g^2$$

(where  $\kappa_g$  is the curvature of  $g$  and  $\|\phi\|_g$  the pointwise norm of  $\phi$  with respect to  $g$ ). Indeed, such a pair determines, up to  $\mathrm{SL}(3, \mathbb{R})$ -action, an equivariant immersion  $\iota$  of  $\tilde{S}$  into  $\mathbb{R}^3$  locally as *hyperbolic affine sphere* centered at 0, for which  $g$  and  $\phi$  are the *Blaschke metric* and (normalized) *Pick differential*, respectively. The projectivized immersion  $\mathbb{P} \circ \iota : \tilde{S} \rightarrow \mathbb{RP}^2$  is the developing map of an  $\mathbb{RP}^2$ -structure. If  $g$  is complete, then  $\iota$  is a proper embedding and the  $\mathbb{RP}^2$ -structure is convex. Conversely, the unique existence theorem for complete affine spheres [CY77] implies that every convex  $\mathbb{RP}^2$ -structure is obtained this way.

Following the works of Labourie [Lab07] and Loftin [Lof01] on closed surfaces, a recent theme of research [Lof04, Lof15, BH13, BH14, DW15] consists in first showing that for certain classes of pairs  $(J, \phi)$  on an open surface  $S$  (where  $J$  is a conformal structure and  $\phi$  a holomorphic cubic differential with respect to  $J$ ), there exists a unique complete metric  $g$  conformal to  $J$  satisfying Eq.(1.1), then deduce from the affine sphere construction a one-to-one correspondence between those pairs and certain classes of convex  $\mathbb{RP}^2$ -structures. Combining existing results, we get a fully general unique existence theorem for  $g$ :

**Theorem 1.1** ([Wan92, WA94, Li17]). *Let  $\Sigma$  be a Riemann surface and  $\phi$  be a nontrivial holomorphic  $k$ -differential on  $\Sigma$  with  $k \geq 1$ . Then there exists a unique complete conformal metric  $g$  on  $\Sigma$  satisfying  $\kappa_g = -1 + \|\phi\|_g^2$ . Moreover, either  $\kappa_g < 0$  on  $\Sigma$  or  $\kappa_g \equiv 0$ .*

The proof is an adaptation of the unique existence results [Wan92, WA94] in the case  $k = 2$  under the assumption  $\kappa_g \leq 0$ , combined with the method of Qionglin Li [Li17] which removes the assumption. We also extend the result in [Li17] on (non-)existence of incomplete solutions for  $\Sigma = \mathbb{C}$  to arbitrary Riemann surfaces:

**Theorem 1.2.** *Let  $\Sigma$  be a Riemann surface and  $\phi$  be a holomorphic  $k$ -differential on  $\Sigma$  with finitely many zeros. Then  $\Sigma$  does not admit incomplete conformal metric  $g$  satisfying  $\kappa_g = -1 + \|\phi\|_g^2$  if and only if  $\Sigma$  is a punctured Riemann surface of finite type and  $\phi$  has a pole of order at least  $k$  at each puncture.*

**1.2. Geometry of convex  $\mathbb{RP}^2$ -surfaces at poles.** Theorem 1.1 and the affine sphere construction imply, for any oriented surface  $S$ , a one-to-one correspondence between convex  $\mathbb{RP}^2$ -structures and pairs  $(J, \phi)$  (excluding those such that  $(S, J)$  is parabolic and  $\phi = 0$ , see Section 3.3). This raises interesting questions on how certain properties of convex  $\mathbb{RP}^2$ -structures can be determined from the cubic differential side and vice versa.

The main purpose of this paper is to show that the property of an end of  $S$  being a pole for  $(J, \phi)$  (i.e. the end is conformally a puncture for  $J$  at which  $\phi$  has a pole, see Section 4.3) can be read off from the corresponding convex  $\mathbb{RP}^2$ -structure:

**Theorem 1.3.** *Let  $\Sigma$  be a Riemann surface endowed with a holomorphic cubic differential  $\phi$  and  $X$  be the convex  $\mathbb{RP}^2$ -structure on  $\Sigma$  given by the complete solution to Wang's equation and the affine sphere construction. For every end  $p$  of  $\Sigma$ , the following equivalences hold:*

- (1)  *$p$  is a pole of order at most 2 if and only if it is a finite volume end for  $X$ ;*
- (2)  *$p$  is a pole of order  $d \geq 4$  if and only if  $X$  extends to a convex  $\mathbb{RP}^2$ -structure  $X'$  with piecewise geodesic boundary on a surface  $\Sigma'$  obtained by attaching to  $\Sigma$  a boundary circle around  $p$ , such that the set of vertices  $\Lambda \subset \partial\Sigma'$  has  $d - 3$  points;*
- (3)  *$p$  is a third order pole if and only if  $X$  extends to a convex  $\mathbb{RP}^2$ -structure  $X'$  with geodesic boundary on a surface  $\Sigma'$  obtained by attaching to  $\Sigma$  a boundary circle around  $p$ .*

Moreover, in the last case, the boundary holonomy of  $X'$  has eigenvalues  $\exp[\sqrt{2} \operatorname{Re}(2\pi i r_j)]$ ,  $j = 1, 2, 3$ , where  $r_1, r_2$  and  $r_3$  are the cubic roots of the residue  $R$  of  $\phi$  at  $p$ , and we have  $\operatorname{Re}(R) > 0$  if and only if  $X'$  has principal geodesic boundary.

Here, the notion of *finite volume end* in Part (1) is defined with respect the Hilbert metric, see Section 4.4. In Parts (2) and (3), a convex  $\mathbb{RP}^2$ -structure  $X'$  on a surface  $S$  with boundary is said to have *piecewise geodesic boundary* with vertices  $\Lambda \subset \partial S$  if the charts of  $X'$  identify a neighborhood of every point in  $\partial S \setminus \Lambda$  (resp.  $\Lambda$ ) with a neighborhood of a boundary point of a half-plane (resp. neighborhood of the vertex of an angle). If  $\Lambda$  is empty then  $X'$  is said to have *geodesic boundary*. When  $\partial S$  is homeomorphic to a circle and  $X'$  has geodesic boundary,  $\partial S$  is developed into an open line segment  $I \subset \mathbb{RP}^2$  with endpoints fixed by the boundary holonomy  $H$  of  $X'$ , and  $X'$  is said to have *principal geodesic boundary* if  $H$  is hyperbolic (i.e. has distinct positive eigenvalues) and  $I$  joins its attracting and repelling fixed points. By the expression of eigenvalues,  $H$  is hyperbolic if and only if  $\operatorname{Re}(R) \neq 0$ , so if  $\operatorname{Re}(R) < 0$  then  $I$  joins the unstable fixed point of  $H$  with the attracting or repelling fixed point.

Parts (1) and (3) of Theorem 1.3 generalize results of Benoist-Hulin [BH13] and Loftin [Lof04, Lof15], respectively; whereas Part (2) generalizes works of Dumas-Wolf [DW15] in the  $\Sigma = \mathbb{C}$  case. The novelty of this paper is an analytic proof of Part (1) which applies to  $k$ -differentials (see Theorem 4.6) and an improvement of techniques in [DW15] which gives more asymptotic informations on  $\mathbb{RP}^2$ -developing maps around poles of order at least 3, as explained below.

*Remark 1.4.* Theorem 1.3 does not capture all the local information of the cubic differential  $\phi$ . Indeed, as explained in Section 5.1, a complete set of invariants of  $\phi$  at a pole consists of the order  $d \in \mathbb{Z}$  together with the translation  $\tau$  of the flat holonomy, which is covered by the residue when  $d = 3$  and also occurs when  $d$  is a higher multiple of 3. The theorem does not distinguish different values of  $d$  from the  $\mathbb{RP}^2$ -structure side when  $d \leq 2$ , and does not show what  $\tau$  corresponds to in terms of  $\mathbb{RP}^2$ -structures when  $d = 6, 9, \dots$ . These missing informations are worth further investigation.

**1.3. Construction of  $\Sigma'$ .** For the “only if” statements in Parts (2) and (3) of Theorem 1.3, we first construct the surface  $\Sigma'$  only using geometry of the cubic differential  $\phi$ . To motivate the construction, consider the example  $(\Sigma, \phi) = (\mathbb{C}, dz^3)$ , where the cubic differential has a pole of order 6 at infinity. The Euclidean metric  $|dz|^2$  is the complete solution to Wang’s equation and gives rise to the *Tiŕecica affine sphere*

$$\iota_0 : \mathbb{C} \rightarrow \mathbb{R}^3, \quad \iota_0(z) = (e^{\sqrt{2}\operatorname{Re}(z)}, e^{\sqrt{2}\operatorname{Re}(\omega^2 z)}, e^{\sqrt{2}\operatorname{Re}(\omega z)}), \quad \text{where } \omega = e^{2\pi i/3}.$$

The projectivization  $\delta_0 = \mathbb{P} \circ \iota_0$  sends  $\mathbb{C}$  to a triangle  $\Delta$  in  $\mathbb{RP}^2$ . Thus, the compactification  $\mathbb{C}' = \mathbb{C} \cup \partial_\infty \mathbb{C}$  of  $\mathbb{C}$  claimed in Theorem 1.3 (2) can be identified with the closed triangle  $\overline{\Delta}$ . As shown in Figure 1.1,  $\delta_0$  sends every *negative geodesic*—

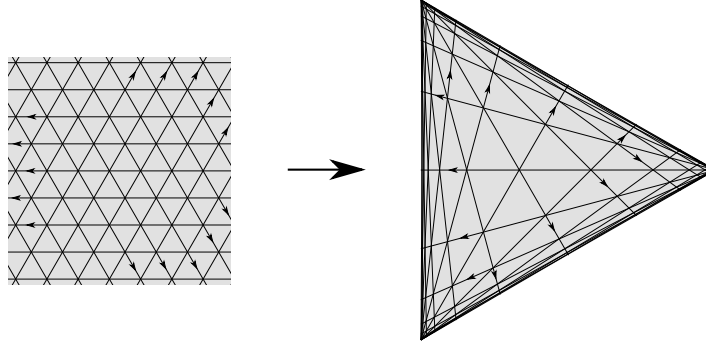


FIGURE 1.1. Images of negative geodesics by  $\delta_0$ .

oriented curve such that the cubic differential evaluated on every tangent vector gives a negative value—to a line in  $\Delta$  going from a vertex to an interior point of an edge. Therefore, each non-vertex point on the boundary  $\partial_\infty \mathbb{C} = \partial \Delta$  is the limit of a unique inextensible negative geodesic, while it can be shown that every non-negative geodesic tends to a vertex.

For general  $(\Sigma, \phi)$  and puncture  $p$  where  $\phi$  has a pole of order  $d \geq 4$ , we construct  $\Sigma'$  by attaching to  $p$  a boundary circle  $\partial \Sigma'$  with a subset  $\Lambda$  of  $d - 3$  marked points in a specific way, incorporating similar properties relative to (non)negative

geodesics as in the above example. In particular, the points in  $\Lambda$  are limits of non-negative geodesics rays on  $\Sigma$  tending to  $p$ ; while each connected component of  $\partial\Sigma' \setminus \Lambda$  is formed by limits of negative rays parallel to each other, hence carries a natural metric given by distances between these rays (under the flat metric  $|\phi|^{\frac{2}{3}}$ ). We call  $\Sigma'$  the *negative ray bordification* of  $(\Sigma, \phi)$  at  $p$ . If  $p$  is a third order pole, a neighborhood of  $p$  is a half-cylinder (i.e. quotient of a half-plane in  $(\mathbb{C}, dz^3)$  by a translation) and there can be either one or two parallelism families of negative geodesics rays tending to  $p$ , corresponding to the cases  $\operatorname{Re}(R) \geq 0$  and  $\operatorname{Re}(R) < 0$ , respectively. We associate to each family a negative ray bordification  $\Sigma'$ , so that every ray in the family converges in  $\Sigma'$  to a point on the boundary  $\partial\Sigma'$ . The distances between geodesics in the family give rise to a metric on  $\partial\Sigma'$  as well. The following theorem implies the “only if” statements in Parts (2) and (3) as well as the last statement of Theorem 1.3:

**Theorem 1.5.** *Let  $\Sigma$  be a Riemann surface equipped with a holomorphic cubic differential  $\phi$  and  $p$  be a puncture of  $\Sigma$  where  $\phi$  has a pole of order  $d$ . Let  $X$  be the convex  $\mathbb{RP}^2$ -structure on  $\Sigma$  given by the complete solution to Wang’s equation and the affine sphere construction.*

- (1) *If  $d \geq 4$ , then  $X$  extends to an  $\mathbb{RP}^2$ -structure  $X'$  with piecewise geodesic boundary on the negative ray bordification  $\Sigma'$  of  $\Sigma$  at  $p$ . The marked points  $\Lambda \subset \partial\Sigma'$ , given by non-negative geodesics, are the vertices of  $X'$ , while the natural metric on each component of  $\partial\Sigma' \setminus \Lambda$  is proportional to the Hilbert metric induced by  $X'$ .*
- (2) *If  $d = 3$ , then  $X$  extends to an  $\mathbb{RP}^2$ -structure  $X'$  with geodesic boundary on at least one negative ray bordification  $\Sigma'$  of  $\Sigma$  at  $p$ . The natural metric on  $\partial\Sigma'$  is proportional to the Hilbert metric induced by  $X'$ . Moreover, the holonomy of  $X'$  along  $\partial\Sigma'$  has the eigenvalues given in Theorem 1.3 and we have  $\operatorname{Re}(R) > 0$  if and only if  $X'$  has principal geodesic boundary.*

Here, the Hilbert metric on a boundary geodesic piece of a convex  $\mathbb{RP}^2$ -surface is given by the metric  $d(x, y) := \log |[a, x, y, b]|$  on the developing image  $I \subset \mathbb{RP}^1 \subset \mathbb{RP}^2$  of that piece, where  $a$  and  $b$  are the endpoints of the open line segment  $I$  and  $[a, x, y, b]$  is the cross-ratio.

Due to technical limitations explained below, if  $d = 3$  and  $\operatorname{Re}(R) < 0$ , so that there are two parallelism families of negative geodesics tending to  $p$ , we are only able to show the extensibility property of  $X$  to the  $\Sigma'$  associated to a family with angle bigger than  $\arcsin(\frac{\sqrt{3}}{4}) \approx 0.14\pi$  from the boundary geodesic loop of a half-cylinder neighborhood of  $p$ . This angle condition is satisfied by at least one of the two families, although extensibility in the case of small angle is worth further investigation.

**1.4. Asymptotics of osculation map.** The proof of Theorem 1.5 is bases on the following construction. Let  $U \subset \Sigma$  be an open set conformally identified with a domain in  $\mathbb{C}$  such that  $\phi|_U = dz^3$  and let  $\iota_0 : U \rightarrow \mathbb{R}^3$  be the Tîţea affine sphere discussed earlier. Any affine spherical immersion  $\iota : U \rightarrow \mathbb{R}^3$  with normalized Pick differential  $dz^3$  tangent to  $\iota_0$  at a point  $z_0 \in U$  can be written as

$$\iota(z) = P(z)\iota_0(z) \text{ for all } z \in U,$$

where the *osculation map*  $P : U \rightarrow \operatorname{SL}(3, \mathbb{R})$ , measuring the deviation of  $\iota$  from  $\iota_0$ , is the solution to a specific Pfaffian system whose coefficients are given by the Blaschke metric of  $\iota$ , with initial condition  $P(z_0) = I$ .

A chart of the convex  $\mathbb{RP}^2$ -structure  $X$  on  $U$  is the projectivization  $\delta = \mathbb{P} \circ \iota$  of an affine spherical immersion  $\iota$ , hence can be written as  $\delta(z) = P(z)\delta_0(z)$ . As  $\delta_0$  is already well understood, key to the proof of Theorem 1.5 is an asymptotic estimate on  $P(z)$  as  $|z| \rightarrow +\infty$ , for certain open set  $U$  around the puncture  $p$ . Such estimates are first obtained by Dumas and Wolf [DW15], revealing a behavior similar to the Stokes phenomenon of meromorphic linear ODEs: if  $p$  is a pole of order greater than 3, then  $P(z)$  has a limit in  $\mathrm{SL}(3, \mathbb{R})$  when  $z$  goes to infinity in a sector  $\bar{V} = \{z \in \mathbb{C} \mid \theta_1 \leq \arg(z) \leq \theta_2\} \subset U$  as long as  $\bar{V}$  does not contain any “unstable ray”, *i.e.* ray of the form  $v\mathbb{R}_{\geq 0}$  with  $v^3 = \pm i$ ; whereas if  $\bar{V}$  contains such a ray then the limits within the subsectors on the two sides of the ray are related by an element in a specific 1-dimensional unipotent subgroup  $N \subset \mathrm{SL}(3, \mathbb{R})$ .

In the case with a unstable ray, we improve this result by showing in Proposition 6.1 that  $P(z)$  factorizes into a product  $\hat{P}(z)R(z)$ , where  $\hat{P}(z)$  converges in  $\mathrm{SL}(3, \mathbb{R})$  as  $|z| \rightarrow +\infty$  while  $R(z)$  takes values in  $N$  and has polynomial growth with respect to  $|z|$ , so that  $R(z)\delta_0(z)$  has the same asymptotic behavior as  $\delta_0(z)$ . This allows us to keep track of  $\delta(z)$  as  $z$  goes to infinity along unstable rays and prove Part (1) of Theorem 1.5.

This result on  $P(z)$  is proved by applying standard ODE techniques to the Pfaffian system that  $P$  satisfies. Assuming  $g = e^{u(z)}|dz|^2$  on  $U$ , a key ingredient in the proof is the exponential decay property of  $u$  provided by [DW15, Theorem 5.7]:

$$0 \leq u(z) \leq C|z|^{-\frac{1}{2}}e^{-\sqrt{6}|z|},$$

where the exponent  $-\sqrt{6}$  is crucial. However, while the factor  $|z|^{-\frac{1}{2}}$  plays an important role in [DW15], it is nonessential for our analyses.

The analysis of osculation map is trickier around third order poles: identifying a neighborhood of such a pole with the quotient of a half-plane by translation, we only have a weaker estimate  $0 \leq u(z) \leq Ce^{-\lambda|z|}$  as  $z \rightarrow \infty$  along a negative geodesic ray in the half-plane, where  $\lambda \in (0, \sqrt{6}]$  depends on the angle from the ray to the boundary of the half-plane. When the angle is bigger than  $\arcsin(\frac{\sqrt{3}}{4})$ , so that  $\lambda$  is not too small, we show a similar factorization  $P(z) = \hat{P}(z)R(z)$  for  $z$  in a small sector center at the ray (see Proposition 6.2), where  $R(z)$  belongs to certain unipotent subgroup of  $\mathrm{SL}(3, \mathbb{R})$  and has controlled exponential growth. This enables us to prove Part (2) of Theorem 1.5.

**1.5. Moduli spaces and framings.** We conclude this introductory part by pointing out some consequences of our main theorem concerning moduli spaces of convex  $\mathbb{RP}^2$ -structures and Fock-Goncharov moduli spaces.

Given an oriented surface  $S$ , the above mentioned bijection between the space  $\mathcal{P}(S)$  of convex  $\mathbb{RP}^2$ -structures and the space  $\mathcal{C}(S)$  of pairs  $(J, \phi)$  (see Section 3.3 for details) induces a bijection between the moduli spaces  $\mathcal{C}(S) = \mathcal{C}(S)/\mathrm{Diffeo}^0(S)$  and  $\mathcal{P}(S) = \mathcal{P}(S)/\mathrm{Diffeo}^0(S)$ , where  $\mathrm{Diffeo}^0(S)$  is the identity component of the diffeomorphism group of  $S$ .

When  $S$  is closed with genus at least 2,  $\mathcal{P}(S)$  is the  $\mathrm{SL}(3, \mathbb{R})$ -Hitchin component of  $\pi_1(S)$  (see Labourie [Lab07]), while  $\mathcal{C}(S)$  is a holomorphic vector bundle of rank  $5(g-1)$  over the Teichmüller space  $\mathcal{T}(S)$ . The bijection  $\mathcal{C}(S) \cong \mathcal{P}(S)$  in this case, due to Labourie [Lab07] and Loftin [Lof01] independently, is the origin of the whole subject treated here, while its generalization to Hitchin components for other Lie groups is an outstanding problem in Higgs bundle theory [Lab17].

On the other hand, when  $S = S_{g,b}$  is a surface of genus  $g$  with  $b > 0$  punctures, although  $\mathcal{C}_{g,b} := \mathcal{C}(S)$  and  $\mathcal{P}_{g,b} := \mathcal{P}(S)$  are infinite-dimensional spaces, Theorem 1.3 provides identifications between various finite dimensional subspaces of them. Namely, given a  $b$ -tuple of integers  $d = (d_1, \dots, d_b)$ , we consider the subspace  $\mathcal{C}_{g,n}^{\leq d} \subset \mathcal{C}_{g,n}$  given by all  $(J, \phi)$  with a pole of order at most  $d_i$  at the  $i^{\text{th}}$  puncture for every  $i$ . When  $|d| := \sum d_i > -4(g-1)$ , by the Riemann-Roch formula,  $\mathcal{C}_{g,n}^{\leq d}$  is a complex vector bundle of rank  $5(g-1) + |d|$  over the Teichmüller space  $\mathcal{T}_{g,b}$ . Further assume  $d_i \geq 4$  if  $b \geq 2$  and  $d = d_1 \geq 6$  if  $b = 1$ , and let  $\mathcal{C}_{g,b}^d$  denote the non-empty open set in  $\mathcal{C}_{g,b}^{\leq d}$  formed by all  $(J, \phi)$  with a pole of order exactly  $d_i$  at the  $i^{\text{th}}$  puncture. Theorem 1.3 suggests considering accordingly the subspace  $\mathcal{P}_{g,b}^d \subset \mathcal{P}_{g,n}$  given by all convex  $\mathbb{RP}^2$ -structures  $X$  such that  $X$  can be extended to a compact surface with boundary which contains  $S_{g,b}$  as its interior and the extended convex  $\mathbb{RP}^2$ -structure has piecewise geodesic boundary with  $d_i - 3$  vertices on the  $i^{\text{th}}$  boundary component. Indeed, the theorem implies:

**Corollary 1.6.** *Under the above assumption on  $d$ , the affine sphere construction induces a bijection between  $\mathcal{C}_{g,b}^d$  and  $\mathcal{P}_{g,b}^d$ .*

When  $g = 0$  and  $b = 1$ , this is the main result in [DW15], which identifies the moduli space of polynomial cubic differentials on  $\mathbb{C}$  of degree  $d - 6$  with that of convex polygons in  $\mathbb{RP}^2$  with  $d - 3$  sides. Note however that while the identification is shown to be a homeomorphism in [DW15], we do not address the continuity issue in this paper.

Finally, our main result suggests a notion of framings for holomorphic cubic differentials which corresponds to framings of convex  $\mathbb{RP}^2$ -structures in the sense of Fock-Goncharov [FG06, FG07], defined as follows: Given a compact surface  $\bar{S}$  with boundary and a convex  $\mathbb{RP}^2$ -structure  $\bar{X}$  with piecewise geodesic boundary on  $\bar{S}$  with vertices  $\Lambda \subset \partial\bar{S}$ , a framing of  $\bar{X}$  is by definition a choice of a point in each connected component of  $\partial\bar{S} \setminus \Lambda$  (see [FG07, Definition 2.6] and the remark following it). Framings of a convex  $\mathbb{RP}^2$ -structure  $X$  in  $\mathcal{P}_{g,b}^d$  is then defined as framings of the extension of  $X$  to compact surface with boundary. The moduli space  $\hat{\mathcal{P}}_{g,b}^d$  of such convex  $\mathbb{RP}^2$ -structures endowed with framing is studied in [FG06, FG07].

On the other hand, suppose  $X$  corresponds to some  $(J, \phi)$  in  $\mathcal{C}_{g,b}^d$  under the bijection in Corollary 1.6, then Theorem 1.5 says that the compact surface  $\bar{S}$  to which  $X$  extends and the set  $\Lambda \subset \partial\bar{S}$  of vertices are obtained from  $(S, J, \phi)$  by performing the negative ray bordification at every puncture. Therefore, by the construction of negative ray bordifications (see Section 5.3 for details), a framing of  $X$  is equivalent to a choice of  $d_i - 3$  negative rays not parallel to each other tending to the  $i^{\text{th}}$  puncture of  $S$  for every  $i$ , where two negative rays are considered as the same if one is contained in the other. Defining such a choice as a framing of  $(J, \phi)$  and letting  $\hat{\mathcal{C}}_{g,b}^d$  denote the moduli space of all  $(J, \phi)$  in  $\mathcal{C}_{g,b}^d$  endowed with framing, we deduce from Theorem 1.5:

**Corollary 1.7.** *There is a natural bijection between  $\hat{\mathcal{C}}_{g,b}^d$  and  $\hat{\mathcal{P}}_{g,b}^d$  covering the bijection in Corollary 1.6.*

When  $g = 0$  and  $b = 1$ , this amounts to an identification between the moduli space of framed polynomial cubic differentials on  $\mathbb{C}$  of degree  $d - 6$  and the moduli space of convex configurations of  $d - 3$  flags in  $\mathbb{RP}^2$ . A natural problem



worth further exploration is to interpret the Fock-Goncharov coordinates on  $\widehat{\mathcal{P}}_{g,b}^d$  given by cross-ratios and triple-ratios of flags [FG06, FG07], as well as the canonical Poisson structure defined under these coordinates, in terms of holomorphic cubic differentials.

**Organization of the paper.** We first prove Theorems 1.1 and 1.2 in Chapter 2, then review backgrounds on affine spheres in Chapter 3 and prove in Chapter 4 a generalized version of Theorem 1.3 Part (1). The detailed construction of negative ray bordifications is carried out in Chapter 5, while in Chapter 6 we prove the asymptotic results on osculation maps and deduce Theorem 1.5, which implies the “only if” direction in Theorem 1.3 Parts (2) and (3) as well as the last statement in Theorem 1.3. Finally, the proof of Theorem 1.3 is completed by Chapter 7, where the “if” direction in Parts (2) and (3) are proved.

**Acknowledgements.** This paper is an updated version of the author’s unpublished paper [Nie15]. We are grateful to Mike Wolf for a helpful conversation in 2014 leading to that paper and to Qionglin Li for inspiring discussions on various occasions. We would also like to thank John Loftin for explaining to us his paper [Lof15] and thank Alexandre Eremenko for helps with the proofs in Appendix B.1.

## CONTENTS

1. Statement of results	1
2. The vortex equation	7
3. Affine spheres, cubic differentials and $\mathbb{RP}^2$ -structures	16
4. Finite volume ends and low-order poles	21
5. Bordification of cubic differentials around poles	25
6. $\mathbb{RP}^2$ -structure around higher order poles	34
7. Cubic differential around (piecewise) geodesic boundary	49
Appendix A. Connections and parallel transports	52
Appendix B. Ends of flat surfaces	53
References	59

## 2. THE VORTEX EQUATION

Let  $k \geq 1$  be an integer,  $\Sigma$  be a Riemann surface and  $\phi$  be a holomorphic  $k$ -differential, *i.e.* a holomorphic section of  $K^{\otimes k}$ , where  $K$  is the canonical bundle of  $\Sigma$ . We consider in this chapter conformal Riemannian metrics  $g$  on  $\Sigma$  satisfying

$$(2.1) \quad \kappa_g = -1 + \|\phi\|_g^2,$$

where  $\kappa_g$  is the curvature of  $g$  and  $\|\phi\|_g$  is the pointwise norm of  $\phi$  with respect to the hermitian metric on  $K^{\otimes k}$  induced by  $g$ . Following [DW15], we call Eq.(2.1) the *vortex equation* on  $(\Sigma, \phi)$  and refer to  $g$  as a solution to the equation, which is always smooth by elliptic regularity (see Remark 2.1).

**2.1. Analytic tools.** We collect in this section some basic facts about Eq.(2.1) and classical PDE results needed in the sequel.

*Scalar form of the equation.* Given a background conformal metric  $g_0$  on  $\Sigma$ , assuming  $g = e^u g_0$ , we have

$$\kappa_g = e^{-u} \left( \kappa_{g_0} - \frac{1}{2} \Delta_{g_0} u \right), \quad \|\phi\|_g^2 = e^{-ku} \|\phi\|_{g_0}^2,$$

where  $\Delta_{g_0}$  is the Laplacian of  $g_0$ . Therefore,  $g$  solves the vortex equation for  $(\Sigma, \phi)$  if and only if the function  $u$  satisfies

$$(2.2) \quad \frac{1}{2} \Delta_{g_0} u = e^u - e^{(1-k)u} \|\phi\|_{g_0}^2 + \kappa_{g_0}.$$

In particular, if  $z$  is a conformal local coordinate on  $\Sigma$ , taking  $g_0$  to be the locally defined flat metric  $|dz|^2$ , we conclude that  $g = e^u |dz|^2$  is a solution to the vortex equation for  $\phi = \phi(z) dz^k$  if and only if  $u$  locally satisfies

$$(2.3) \quad \Delta u = 2(e^u - e^{(1-k)u} |\phi|^2),$$

where  $\Delta = 4\partial_{z\bar{z}}^2 = \partial_x^2 + \partial_y^2$  is the Euclidean Laplacian.

*Remark 2.1.* In this paper, we do not specify regularity conditions on solutions to the vortex equation, because it follows from basic elliptic regularity theory (see *e.g.* [Eva98, §6.3]) that any  $H_{loc}^1$ -weak solution to Eq.(2.3) is actually smooth.

*Method of sub- and super- solutions.* A sub- (resp. super-) solution to the vortex equation on  $(\Sigma, \phi)$  is a continuous conformal metric  $g$  on  $\Sigma$  in the Sobolev class  $H_{loc}^1$  such that for any conformal local coordinate  $z$  on  $\Sigma$ , if we write  $g = e^u |dz|^2$  and  $\phi = \phi(z) dz^k$ , then  $u$  is a sub- (resp. super-) solution to Eq.(2.3), *i.e.*

$$\Delta u \geq 2(e^u - e^{(1-k)u} |\phi|^2) \quad \left( \text{resp. } \Delta u \leq 2(e^u - e^{(1-k)u} |\phi|^2) \right)$$

in the weak sense (see [Eva98, §9.3] or [GT01, §8.5] for the definition). Thus,  $g$  can be viewed as satisfying the inequality

$$\kappa_g \leq -1 + \|\phi\|_g^2 \quad \left( \text{resp. } \kappa_g \geq -1 + \|\phi\|_g^2 \right)$$

in the weak sense. The well known method of solving PDEs using sub- and super-solutions (see [Wan92, Theorem 9]) implies:

**Theorem 2.2.** *Given a subsolution  $g_-$  and a supersolution  $g_+$  to the vortex equation on  $(\Sigma, \phi)$  such that  $g_- \leq g_+$ , there exists a solution  $g$  satisfying  $g_- \leq g \leq g_+$ .*

*Comparison principle.* The conformal ratio between sub- and super- solutions to the vortex equation satisfies a strong maximum principle:

**Proposition 2.3.** *For any subsolution  $g_-$  and supersolution  $g_+$  to the vortex equation on  $(\Sigma, \phi)$ , the conformal ratio  $g_-/g_+$  does not admit local maxima greater than 1. If  $g_-/g_+$  achieves local maximum 1 at a point  $p \in \Sigma$ , then  $g_+ = g_-$  in the vicinity of  $p$ .*

This can be deduced from the following strong maximum principle for weak subsolutions to linear equations, which is a special case of [GT01, Theorem 8.19]:

**Lemma 2.4.** *Let  $\Omega \subset \mathbb{C}$  be a bounded domain and  $w \in C^0(\bar{\Omega}) \cap H^1(\Omega)$  be such that  $\Delta w \geq cw$  in the weak sense for a constant  $c \geq 0$  and  $w(p) = \sup_{\Omega} w$  for a point  $p \in \Omega$ . If  $c > 0$ , we further assume  $\sup_{\Omega} w \geq 0$ . Then  $w$  is a constant.*

Note that if  $c = 0$  then the lemma is a basic property of subharmonic functions, whereas if  $u \in C^2(\Omega)$  then it is the classical strong maximum principle of E. Hopf (see [GT01, Theorem 3.5]).



*Proof of Proposition 2.3.* Suppose  $w := \log(g_-/g_+)$  achieves local maximum at  $p \in \Sigma$ . Let  $U$  be a relatively compact neighborhood of  $p$ , conformally identified with a bounded domain in  $\mathbb{C}$ , such that  $w(p) = \sup_U w$ . If  $w(p) > 0$ , we further assume  $w > 0$  on  $U$ .

Write  $g_{\pm} = e^{u_{\pm}} |dz|^2$  and  $\phi = \phi(z) dz^k$ , so that  $u_{\pm} \in C^0(\bar{U}) \cap H^1(U)$  satisfy

$$(2.4) \quad \Delta u_- \geq 2(e^{u_-} - e^{(1-k)u_-} |\phi|^2), \quad \Delta u_+ \leq 2(e^{u_+} - e^{(1-k)u_+} |\phi|^2)$$

in the weak sense.

If  $w(p) > 0$ , since  $w = u_- - u_+ > 0$  on  $U$  by assumption, we have

$$e^{u_-} - e^{(1-k)u_-} |\phi|^2 > e^{u_+} - e^{(1-k)u_+} |\phi|^2.$$

Combining with (2.4), we get  $\Delta w = \Delta(u_- - u_+) > 0$  on  $U$  in the weak sense, so  $w$  is constant on  $U$  by Lemma 2.4. But this implies  $\Delta w = 0$ , a contradiction. Therefore,  $w(p) > 0$  can not happen, i.e.  $g_-/g_+$  does not admit local maxima greater than 1.

On the other hand, if  $w(p) = 0$ , we have  $w = u_- - u_+ \leq 0$  on  $U$ , hence

$$0 \leq (e^{u_+} - e^{(1-k)u_+} |\phi|^2) - (e^{u_-} - e^{(1-k)u_-} |\phi|^2) \leq c(u_+ - u_-)$$

for a constant  $c > 0$  only depending on  $\sup_U |u_{\pm}|$  and  $\sup_U |\phi|^2$ . Combining with (2.4) gives  $\Delta w \geq 2cw$  on  $U$  in the weak sense. Thus we can still apply Lemma 2.4 and conclude that  $w = 0$  on  $U$ , or equivalently  $g_+ = g_-$  on  $U$ , as required.  $\square$

Proposition 2.3 implies a comparison principle for sub- and super- solutions:

**Corollary 2.5.** *Let  $g_+$  and  $g_-$  be a supersolution and a subsolution to the vortex equation on  $(\Sigma, \phi)$ , respectively, and let  $C \subset \Sigma$  be a connected compact set such that  $g_+ \geq g_-$  on  $\partial C$ . Then  $g_+ \geq g_-$  on the whole  $C$ . If the equality holds at an interior point of  $C$ , then it holds on the whole  $C$ .*

*Proof.* If  $g_+ < g_-$  at some interior point of  $C$ , then the restriction of  $g_-/g_+$  to  $C$  attains its absolute maximum, which is greater than 1, in the interior of  $C$ . But this is impossible by Proposition 2.3. Thus we have  $g_+ \geq g_-$  on  $C$ . If  $g_+ = g_-$  at an interior point  $p$  of  $C$ , then  $g_-/g_+$  attains local maximum 1 at  $p$ , so Proposition 2.3 again implies that  $g_+ = g_-$  in a neighborhood of  $p$ . We conclude that  $g_+ = g_-$  on  $C$  by connectedness.  $\square$

*A Theorem of Cheng and Yau.* The following boundedness criterion for functions on a complete Riemannian manifold is a particular case of Theorem 8 in [CY75], obtained by taking  $g(t) = t^\alpha$ ,  $\alpha > 1$  in that theorem.

**Theorem 2.6 (Cheng-Yau).** *Let  $u$  be a  $C^2$ -function on a complete Riemannian manifold  $M$  with Ricci curvature bounded from below such that  $\Delta u \geq f(u)$ , where  $f$  is a lower semi-continuous function on  $\mathbb{R}$  satisfying*

$$\liminf_{t \rightarrow +\infty} t^{-\alpha} f(t) > 0$$

*for some  $\alpha > 1$ . Then  $u$  is bounded from above on  $M$  and we have  $f(\sup u) \leq 0$ .*

**2.2. Solutions with non-positive curvature.** The singular flat metric  $|\phi|^{\frac{2}{k}}$  underlying  $\phi$  is a solution to the vortex equation away from the zeros of  $\phi$ . Clearly, for any solution  $g$  to the vortex equation on  $(\Sigma, \phi)$ , we have the following equivalences:

$$\kappa_g \leq 0 \iff \|\phi\|_g^2 \leq 1 \iff |\phi|^{\frac{2}{k}} \leq g.$$

Replacing “ $\leq$ ” by “ $<$ ”, the three strict inequalities are also equivalent. The following lemma says that “ $\leq$ ” implies either “ $<$ ” or “ $=$ ” everywhere:

**Lemma 2.7.** *Let  $g$  be a solution to the vortex equation on  $(\Sigma, \phi)$  with  $\kappa_g \leq 0$ . If  $\kappa_g = 0$  holds at a point, then  $\phi$  does not have zeros and the equality holds everywhere.*

*Proof.* If the equality is achieved at a point, then the conformal ratio  $|\phi|^{\frac{2}{k}}/g = \|\phi\|_g^{\frac{2}{k}}$  attains the absolute maximum 1. Applying Proposition 2.3 to  $g_+ = g$  and  $g_- = |\phi|^{\frac{2}{k}}$  on the complement of the set of zeros of  $\phi$ , we conclude that the equality holds everywhere except at the zeros. But in this case  $\phi$  can not have zeros.  $\square$

While previous works in the literature on the vortex equation mainly focus on complete solutions with non-positive curvature, the following result in [Li17] implies that the curvature assumption is dispensable as it follows from completeness. For applications later on, we formulate the result for supersolutions:

**Lemma 2.8.** *If  $g$  is a complete  $C^2$ -supersolution to the vortex equation, then  $\kappa_g \leq 0$ .*

*Proof.* Put  $\tau := \log(1 + \|\phi\|_g^2)$ . Computing in a conformal local coordinate  $z$  with  $\phi = \phi(z)dz^k$  and  $g = e^u|dz|^2$ , we get

$$\begin{aligned} \partial_{z\bar{z}}^2 \tau &= \partial_{z\bar{z}}^2 \log \left( 1 + \frac{|\phi|^2}{e^{ku}} \right) = -\frac{k|\phi|^2}{|\phi|^2 + e^{ku}} \partial_{z\bar{z}}^2 u + \frac{e^{ku}}{(|\phi|^2 + e^{ku})^2} |\partial_z \phi - k\phi \partial_z u|^2 \\ &\geq -\frac{k|\phi|^2}{|\phi|^2 + e^{ku}} \partial_{z\bar{z}}^2 u \geq \frac{k|\phi|^2}{|\phi|^2 + e^{ku}} \cdot \frac{e^u}{2} \left( 1 - \frac{|\phi|^2}{e^{ku}} \right) \\ &= \frac{e^u}{2} \cdot \frac{k(e^\tau - 1)}{e^\tau} (2 - e^\tau) = \frac{e^u}{2} \cdot k(e^\tau - 3 + 2e^{-\tau}). \end{aligned}$$

So the Laplacian of  $\tau$  with respect to  $g$  is  $\Delta_g \tau = \frac{4}{e^u} \partial_{z\bar{z}}^2 \tau \geq 2k(e^\tau - 3 + 2e^{-\tau})$ . Applying Theorem 2.6 with  $f(\tau) = 2k(e^\tau - 3 + 2e^{-\tau})$ , we get  $f(\sup \tau) \leq 0$ , or equivalently,  $1 \leq e^{\sup \tau} \leq 2$ , hence  $\|\phi\|_g^2 \leq 1$ .  $\square$

**2.3. Unique existence of complete solutions.** In this section, we prove unique existence of complete solutions to the vortex equation. The uniqueness part is implied by the following lemma, which will be used again in Section 2.5:

**Lemma 2.9.** *Let  $g_+$  and  $g_-$  be a supersolution and a subsolution of class  $C^2$  to the vortex equation on  $(\Sigma, \phi)$ , respectively. If  $g_+$  is complete, then  $g_+ \geq g_-$ .*

*Proof.* Suppose  $g_- = e^w g_+$ . By the scalar form (2.2) of the vortex equation,  $g_-$  being a subsolution means

$$\frac{1}{2} \Delta_{g_+} w \geq e^w - e^{(1-k)w} \|\phi\|_{g_+}^2 + \kappa_{g_+}.$$

Since  $g_+$  is a supersolution, we have  $\kappa_{g_+} \geq -1 + \|\phi\|_{g_+}^2$ . Therefore,

$$\frac{1}{2} \Delta_{g_+} w \geq e^w - 1 + (1 - e^{(1-k)w}) \|\phi\|_{g_+}^2.$$

By Lemma 2.8 we have  $\kappa_{g_+} \leq 0$ , which implies  $\|\phi\|_{g_+}^2 \leq 1$ . Thus

$$\frac{1}{2} \Delta_{g_+} w \geq f(w) := \begin{cases} e^w - 1, & \text{if } w \geq 0, \\ e^w - e^{(1-k)w} & \text{if } w \leq 0. \end{cases}$$

By Theorem 2.6,  $w$  is bounded from above and  $f(\sup w) \leq 0$ , hence  $w \leq 0$ , or equivalently,  $g_- \leq g_+$ .  $\square$

*Remark 2.10.* When  $\phi = 0$ , Lemma 2.9 is a consequence of Yau's generalization [Yau73] of the Ahlfors-Schwarz lemma, stating that a conformal map from a surface endowed with a complete Riemannian metric of curvature  $\geq -1$  to a surface with a Riemannian metric of curvature  $\leq -1$  is metric dominating.

**Theorem 2.11.** *Given a Riemann surface  $\Sigma$  and a nontrivial holomorphic  $k$ -differential  $\phi$  on  $\Sigma$ , there exists a unique complete solution  $g$  to the couple vortex equation on  $(\Sigma, \phi)$ . This  $g$  has negative curvature unless  $(\Sigma, \phi)$  is a quotient of  $(\mathbb{C}, dz^k)$ , in which case  $g$  is the flat metric  $|dz|^2$ .*

Note that for the trivial  $k$ -differential  $\phi = 0$ , solutions to the vortex equation are exactly conformal hyperbolic metrics, so there is a unique complete solution if and only if  $\Sigma$  is a hyperbolic Riemann surface.

*Proof.* The uniqueness follows immediately from Lemma 2.9.

Given a complete solution  $g$ , by Lemma 2.7 and Lemma 2.8, either  $\kappa_g < 0$  on  $\Sigma$  or  $\kappa_g \equiv 0$ . In the latter case,  $\phi$  does not have zeros and  $g = |\phi|^{\frac{2}{k}}$  is a complete flat metric, so the universal cover of  $(\Sigma, g)$  is isometric to  $(\mathbb{C}, |dz|^2)$ . It follows that the universal cover of  $(\Sigma, \phi)$  is isomorphic to  $(\mathbb{C}, dz^k)$ , whence the second statement of the theorem.

It remains to be proved that complete solutions exist. Since the Riemann sphere  $\mathbb{CP}^1$  does not admit nontrivial holomorphic  $k$ -differentials, we may suppose  $\Sigma = U/\Gamma$ , where  $U$  is either  $\mathbb{C}$  or the unit disk  $\mathbb{D}$  and  $\Gamma$  is a discrete group of conformal automorphisms. If we have a complete solution  $\tilde{g}$  to the vortex equation on  $(U, \tilde{\phi})$  (where  $\tilde{\phi}$  denotes the lift of  $\phi$ ), then the uniqueness statement proved above implies that  $\tilde{g}$  is invariant by  $\Gamma$ , hence descends to a complete solution on  $(\Sigma, \phi)$ . Therefore, it is sufficient to treat the cases  $\Sigma = \mathbb{D}$  and  $\Sigma = \mathbb{C}$  respectively.

**Case 1:**  $\Sigma = \mathbb{D}$ . We now prove the existence of solutions on  $(\mathbb{D}, \phi)$ , where  $\phi$  is a  $k$ -differential on  $\mathbb{D}$ , using the method of [Wan92]. First consider the case where the pointwise norm of  $\phi$  with respect to the Poincaré metric  $g_{\mathbb{D}}$  on  $\mathbb{D}$  is bounded. This condition implies that if we take  $M > 1$  large enough and set  $g_+ := Mg_{\mathbb{D}}$ , we have

$$\kappa_{g_+} = -\frac{1}{M^2} \geq -1 + \frac{\|\phi\|_{g_{\mathbb{D}}}^2}{M^k} = -1 + \|\phi\|_{g_+}^2,$$

i.e.  $g_+$  is a supersolution. Since  $g_- = g_{\mathbb{D}}$  is a subsolution majorized by  $g_+$ , Theorem 2.2 yields a solutions  $g$  satisfying

$$(2.5) \quad g_{\mathbb{D}} = g_- \leq g \leq g_+ = Mg_{\mathbb{D}},$$

which is complete because  $g_{\mathbb{D}}$  is. This establishes the existence when  $\|\phi\|_{g_{\mathbb{D}}}$  is bounded.

For a general holomorphic  $k$ -differential  $\phi$  on  $\mathbb{D}$ , we let  $D_r \subset \mathbb{D}$  be the disk of radius  $r < 1$  centered at 0 and let  $g_{D_r}$  be the complete conformal hyperbolic metric on  $D_r$ . Since  $D_r$  is relatively compact in  $\mathbb{D}$ , the pointwise norm of  $\phi|_{D_r}$  with respect to  $g_{D_r}$  is bounded, hence the above existence result in the bounded case yields a complete solution  $g_r$  to the vortex equation on  $(D_r, \phi|_{D_r})$ .

Let  $0 < r_1 < r_2 < \dots$  be a sequence of radii tending to 1. For any  $m$ , the sequence of metrics  $(g_{r_n})_{n>m}$  on  $D_{r_m}$  satisfies the two following two conditions.

- Bounded from below by  $g_{\mathbb{D}}$ . This is because  $g_r \geq g_{D_r}$  by (2.5), while

$$g_{D_r} = \frac{4|dz|^2}{r^2(1-r^{-2}|z|^2)^2} > \frac{4|dz|^2}{(1-|z|^2)^2} = g_{\mathbb{D}}.$$

- Pointwise decreasing. To prove this, in view of the comparison principle (Corollary 2.5), it is sufficient to show that if  $r < r'$ , then  $g_r \geq g_{r'}$  on  $\partial D_{r-\varepsilon}$  for  $\varepsilon > 0$  small enough. But this is true because  $g_r \geq g_{D_r}$  and  $g_{r'} \leq M g_{D_{r'}}$  by (2.5), while it follows from the above expression of  $g_{D_r}$  that

$$\lim_{\varepsilon \rightarrow 0^+} \frac{g_{D_r}}{g_{D_{r'}}} \Big|_{\partial D_{r-\varepsilon}} = +\infty.$$

As a result, there is a (a priori not necessarily continuous) Riemannian metric  $g = e^u |dz|^2 \geq g_{\mathbb{D}}$  on  $\mathbb{D}$  such that  $(g_{r_n})_{n>m}$  pointwise converges to  $g$  on  $D_{r_m}$ . Suppose  $g_{r_n} = e^{u_n} |dz|^2$ , so that  $u_n$  pointwise converges to  $u$  and satisfies

$$\frac{1}{2} \Delta u_n = e^{u_n} - e^{(1-k)u_n} |\phi|^2$$

on  $D_{r_n}$  (see Eq.(2.3)). We claim that  $(u_n)_{n>m}$  has a uniform  $C^{2,\alpha}$ -bound on  $D_{r_m}$  for some  $0 < \alpha < 1$ .

To prove that claim, we fix  $p > 2$  and use the  $L^p$ -estimate for second order elliptic equations (Theorem 9.11 in [GT01]) to get a uniform  $W^{2,p}$ -bound for  $(u_n)_{n>m}$  on  $D_r$  for  $r_m < r < r_{m+1}$ . The Sobolev embedding (Corollary 7.11 in [GT01]) then yields a uniform  $C^1$ -bound on  $D_r$ . Finally the Schauder estimate (Theorem 6.2 in [GT01]) provides the required uniform  $C^{2,\alpha}$ -bound on  $D_{r_m}$ .

It follows from the claim that any subsequence of  $(u_n)_{n>m}$  has a further subsequence converging to  $u$  in  $C^2(D_{r_m})$ . Therefore,  $(u_n)_{n>m}$  itself converges to  $u$  in  $C^2(D_{r_m})$ , and thus  $u$  satisfies Eq.(2.3) on  $D_{r_m}$ . Since  $m$  is arbitrary,  $u$  satisfies Eq.(2.3) on the whole  $\mathbb{D}$ , or equivalently,  $g = e^u |dz|^2$  is a solution to the vortex equation on  $(\mathbb{D}, \phi)$ . Since  $g \geq g_{\mathbb{D}}$  by construction,  $g$  is complete. This finishes the construction of complete solution to the vortex equation when  $\Sigma$  is hyperbolic.

**Case 2:**  $\Sigma = \mathbb{C}$ . We construct sub- and super- solutions following [WA94]. A more general version of the construction, which will be used again later on, can be stated as follows:

**Lemma 2.12.** *Let  $\Sigma$  be a Riemann surface and  $\phi$  be a holomorphic  $k$ -differential on  $\Sigma$ . Let  $U, F \subset \Sigma$  be open subsets such that  $U \cup F = \Sigma$ . Assume that the boundary  $\partial F$  of  $F$  in  $\Sigma$  is compact and the closure  $\bar{F}$  does not contain zeros of  $\phi$ . Let  $g_U$  be a complete solution to the vortex equation on  $(U, \phi|_U)$ . Then there exists a solution  $g$  to the vortex equation on  $(\Sigma, \phi)$  such that*

$$\begin{aligned} \max(C^{-1}g_U, |\phi|^{\frac{2}{k}}) &\leq g \leq g_U \text{ on } \Sigma \setminus F, \\ |\phi|^{\frac{2}{k}} &\leq g \leq C|\phi|^{\frac{2}{k}} \text{ on } \Sigma \setminus U \end{aligned}$$

for some constant  $C > 1$ .

*Proof of Lemma 2.12.* We will construct sub- and super- solutions to the vortex equation on  $(\Sigma, \phi)$  making use of the following basic facts:

- If  $g'$  is a non-positively curved solution and  $C$  is a positive constant, then  $Cg'$  is a super- (resp. sub-) solution if  $C \geq 1$  (resp.  $C \leq 1$ );
- The pointwise minimum (resp. maximum) of two super- (resp. sub-) solutions is a super- (resp. sub-) solution.

These follow from the definition of sub- and super- solutions, taking account of the fact that if  $f_1, f_2 \in C^0(\Omega) \cap H_{loc}^1(\Omega)$  (where  $\Omega \subset \mathbb{C}$  is an open set), then the pointwise maximum  $\max(f_1, f_2) = \frac{1}{2}(f_1 + f_2 + |f_1 - f_2|)$  also belongs to  $C^0(\Omega) \cap H_{loc}^1(\Omega)$  (see [GT01] Lemma 7.6), similarly for the pointwise minimum.

Since  $\partial F$  is compact and disjoint from the zeros of  $\phi$ , the ratio  $g_U/|\phi|^{\frac{2}{k}}$  is bounded from above by a constant  $C > 1$  on a neighborhood  $V$  of  $\partial F$ . It follows that  $\max(C^{-1}g_U, |\phi|^{\frac{2}{k}}) = |\phi|^{\frac{2}{k}}$  on  $V$ . Therefore, by the above basic facts,

$$g_- := \begin{cases} \max(C^{-1}g_U, |\phi|^{\frac{2}{k}}) & \text{on } \Sigma \setminus F \\ |\phi|^{\frac{2}{k}} & \text{on } F \end{cases}$$

is continuous and is a subsolution on each of the open sets  $F$ ,  $V$  and  $\Sigma \setminus \overline{F}$ , hence a subsolution on  $\Sigma$ .

On the other hand, since  $g_U$  is a complete metric on  $U$ , the ratio  $g_U/|\phi|^{\frac{2}{k}}$  goes to  $+\infty$  as one approaches a point in  $\partial U$ . As a result,  $\min(g_U, C|\phi|^{\frac{2}{k}}) = C|\phi|^{\frac{2}{k}}$  in a neighborhood  $W$  of  $\partial U$ , while  $\min(g_U, C|\phi|^{\frac{2}{k}}) = g_U$  on the neighborhood  $V$  of  $\partial F$  by the earlier construction. Therefore

$$g_+ := \begin{cases} g_U & \text{on } \Sigma \setminus F \\ \min(g_U, C|\phi|^{\frac{2}{k}}) & \text{on } F \cap U \\ C|\phi|^{\frac{2}{k}} & \text{on } \Sigma \setminus U \end{cases}$$

is continuous and is a supersolution on each of the open sets  $\Sigma \setminus \overline{F}$ ,  $V$ ,  $F \cap U$ ,  $W$  and  $\Sigma \setminus \overline{U}$ , hence a supersolution on  $\Sigma$ . Moreover, since  $g_U \geq |\phi|^{\frac{2}{k}}$  by Lemma 2.8, one readily checks that  $g_+ \geq g_-$ . Therefore, Theorem 2.2 applies and yields the required solution.  $\square$

When  $\Sigma = \mathbb{C}$ , we let  $F \subset \mathbb{C}$  be an open disk whose closure does not contain zeros of  $\phi$  and let  $U \subset \mathbb{C}$  be the complement of a closed disk contained in  $F$ . Since  $U$  is a hyperbolic Riemann surface, the above existence result in the hyperbolic case yields the solution  $g_U$  needed in the hypothesis of Lemma 2.12. The lemma then provides a solution  $g$  to the vortex equation on  $(\mathbb{C}, \phi)$ , which is complete because it is minorized by a constant multiple of  $g_U$  outside  $F$  while  $g_U$  is complete. This establishes the existence of complete solution in the case  $\Sigma = \mathbb{C}$  and finishes the proof of the theorem.  $\square$

**2.4. (Non-)existence of incomplete solutions.** The following theorem is a more detailed statement of Theorem 1.2. It shows that for certain  $(\Sigma, \phi)$ , the completeness assumption in Theorem 2.11 can be dropped, resulting in unconditional uniqueness. The case  $\Sigma = \mathbb{C}$  is proved by Q. Li [Li17].

**Theorem 2.13.** *Let  $\Sigma$  be a Riemann surface and  $\phi$  be a holomorphic  $k$ -differential on  $\Sigma$  with finitely many zeros. Then the following statements are equivalent:*

- (i) *The vortex equation on  $(\Sigma, \phi)$  does not admit incomplete solutions.*
- (ii) *The singular flat metric  $|\phi|^{\frac{2}{k}}$  is complete.*
- (iii)  *$\Sigma = \overline{\Sigma} \setminus P$  for a closed Riemann surface  $\overline{\Sigma}$  and a finite subset  $P \subset \overline{\Sigma}$ , such that every  $p \in P$  is a pole of  $\phi$  of order at least  $k$ .*

*Proof.* (i) $\Rightarrow$ (ii): Assuming  $|\phi|^{\frac{2}{k}}$  is incomplete, we shall show that the vortex equation on  $(\Sigma, \phi)$  has an incomplete solution. Take a relatively compact neighborhood

$V$  of the set of zeros of  $\phi$  and put  $F := \Sigma \setminus \overline{V}$ . Let  $U$  be a relatively compact neighborhood of  $\overline{V}$ . Then  $U$  and  $F$  satisfy the assumptions in Lemma 2.12, while Theorem 2.11 provides the complete solution  $g_U$  needed in the lemma. The solution  $g$  given by the lemma is incomplete, as required, because  $g$  is majorized by  $C|\phi|^{\frac{2}{k}}$  outside the compact set  $\overline{U}$  while  $|\phi|^{\frac{2}{k}}$  is incomplete.

(ii) $\Rightarrow$ (i): Assume  $|\phi|^{\frac{2}{k}}$  is complete and let  $g_0$  be a smooth conformal metric on  $\Sigma$  such that  $g_0 = |\phi|^{\frac{2}{k}}$  outside a relatively compact neighborhood  $V$  of the set of zeros of  $\phi$ . Then  $g_0$  is complete and has curvature bounded from below. Let  $g = e^u g_0$  be any solution to the vortex equation on  $(\Sigma, \phi)$ . Then  $u$  satisfies Eq.(2.2), or equivalently,

$$\frac{1}{2}\Delta_{g_0}(-u) = e^{(k-1)(-u)}\|\phi\|_{g_0}^2 - e^{-(-u)} - \kappa_{g_0}.$$

Outside  $U$ , the right hand side is  $e^{(k-1)(-u)} - e^{-(-u)}$ . Therefore, if we let  $t_0$  and  $f_0$  be the maximum of  $-u$  and the minimum of  $\frac{1}{2}\Delta_{g_0}(-u)$  on  $\overline{U}$ , respectively, and put

$$f(t) := \begin{cases} f_0 & \text{if } t \leq t_0 \\ e^{(k-1)t} - e^{-t} & \text{if } t > t_0 \end{cases}$$

then we have  $\frac{1}{2}\Delta_{g_0}(-u) \geq f(-u)$ . By Theorem 2.6,  $-u$  is bounded from above by a positive constant  $M$ . Thus  $g \geq e^{-M}g_0$  is complete as  $g_0$  is.

(ii) $\Rightarrow$ (iii): The complete conformal metric  $g_0$  constructed above has finite total curvature, so  $\Sigma$  is a punctured Riemann surface of finite type by [HT92, Theorem 1.1]. By Lemma B.1, each puncture is pole of order at least  $k$ .

(iii) $\Rightarrow$ (ii): Conformally identifying a closed neighborhood of each  $p \in P$  with the punctured disk  $\{z \in \mathbb{C} \mid |z| \leq 1\}$  such that  $p$  corresponds to  $z = 0$ , it is elementary to check that Condition (iii) implies  $|\phi|^{\frac{2}{k}}$  is complete on the punctured disk, hence also complete on the whole  $\Sigma$ .  $\square$

**2.5. Upper bound at the center of a disk.** In this section, we give upper bounds for non-positively curved solutions to the vortex equation at a point  $q \in \Sigma$  in terms of the distance  $r$  from  $q$  to the zeros of  $\phi$ . We can identify the disk of radius  $r$  (with respect to the metric  $|\phi|^{\frac{2}{k}}$ ) centered at  $q$  with

$$D_r := \{z \in \mathbb{C} \mid |z| < r\}$$

so that  $\phi = dz^3$  on  $D_r$ . The vortex equation for  $g = e^{u(z)}|dz|^2$  on  $D_r$  amounts to

$$(2.6) \quad \Delta u = 2(e^u - e^{(1-k)u}).$$

Note that the curvature  $\kappa_g = -\frac{1}{2e^u}\Delta u$  of  $g$  is non-positive if and only if  $u \geq 0$ .

**Proposition 2.14.** *Given  $k \geq 1$ , there is a constant  $C > 0$  such that for any non-negative  $C^2$ -function  $u$  satisfying Eq.(2.6) on the disk  $D_r$  with radius  $r \geq 1$ , we have*

$$u(0) \leq \frac{C}{r^2}.$$

*Proof.* Given  $t \geq 0$ , we let  $\xi_k(t)$  denote the unique  $\xi \geq 1$  such that  $\xi^k - \xi^{k-1} = t$ . In other words,  $t \mapsto \xi_k(t)$  is the inverse of the strictly increasing function  $\xi \mapsto \xi^k - \xi^{k-1}$  defined on  $\xi \in [1, +\infty)$ . The definition implies  $\xi_k(t) \geq t^{\frac{1}{k}}$  and

$$(2.7) \quad \xi_k(t) - t^{\frac{1}{k}} = \xi_k(t) \left[ 1 - \left( 1 - \frac{1}{\xi_k(t)} \right)^{\frac{1}{k}} \right] = \frac{1}{k} + O(\xi_k(t)^{-1}) \text{ as } t \rightarrow +\infty.$$



On the other hand, the complete conformal hyperbolic metric on  $D_r$  is

$$g_{D_r} := \frac{4r^2 |dz|^2}{(r^2 - |z|^2)^2}.$$

Denoting  $M := \xi_k((r/2)^{2k})$ , we claim that  $g' = Mg_{D_r}$  is a supersolution to the vortex equation on  $(D_r, dz^k)$ . Indeed, since the pointwise norm  $\|dz^k\|_{g_{D_r}}^2$  attains its maximum  $(r/2)^{2k}$  at  $z = 0$ , we have  $\sup_{D_r} \|dz^k\|_{g'}^2 = (r/2)^{2k}/M^k$ , so

$$\kappa_{g'} = -\frac{1}{M} = -1 + \frac{(r/2)^{2k}}{M^k} = -1 + \sup_{D_r} \|dz^k\|_{g'}^2 \geq -1 + \|dz^k\|_{g'}^2,$$

whence the claim.

Eq.(2.6) is the vortex equation for  $g := e^{u(z)}|dz|^2$  on  $(D_r, dz^k)$ , so the above claim and Lemma 2.9 implies  $g \leq g'$ . At  $z = 0$ , this gives

$$u(0) \leq \log \frac{\xi_k((r/2)^{2k})}{(r/2)^2} \sim \frac{4}{kr^2} \text{ as } r \rightarrow +\infty$$

("  $f_1(x) \sim f_2(x)$  as  $x \rightarrow x_0$ " means  $\lim_{x \rightarrow x_0} \frac{f_1(x)}{f_2(x)} \rightarrow 1$ ), hence the required inequality, where the last asymptotic equivalence is obtained through

$$\log \frac{\xi_k(t)}{t^{\frac{1}{k}}} = \frac{1}{k} \log \left( 1 + \frac{\xi_k(t)^{k-1}}{t} \right) \sim \frac{\xi_k(t)^{k-1}}{kt} \sim \frac{1}{k} t^{-\frac{1}{k}} \text{ as } t \rightarrow +\infty,$$

using the relation  $\xi_k(t)^k - \xi_k(t)^{k-1} = t$  and the asymptotic equivalence  $\xi_k(t) \sim t^{\frac{1}{k}}$  implied by Eq.(2.7).  $\square$

The upper bound in Proposition 2.14 can be refined into one with exponential decay, as shown in the following theorem, which is a weaker version of [DW15, Theorem 5.7]. Compare Remark 5.4.

**Theorem 2.15.** *Given  $k \geq 1$ , there are constants  $C, r_0 > 0$  such that for any non-negative  $C^2$ -function  $u$  satisfies Eq.(2.6) on the disk  $D_r$  with radius  $r \geq r_0$ , we have*

$$u(0) \leq Cr^{\frac{1}{2}} e^{-\sqrt{2k}r}.$$

*Proof.* We first give a unified proof for  $k \geq 3$  and then point out the modifications needed for the simpler cases  $k = 1, 2$ . The idea is to construct supersolutions based on the following observation in [DW15, Lemma 5.9]: if a  $C^2$ -function  $h$  satisfies

$$(2.8) \quad \Delta h = 2kh$$

and has the bounds  $0 \leq h \leq \frac{2}{k-2}$ , then  $v := h - \frac{k-2}{2}h^2 \geq 0$  is a supersolution to Eq.(2.6). This results from the following facts, which are elementary to check:

- For all  $u \geq 0$  we have  $e^u - e^{(1-k)u} \geq ku - \frac{k(k-2)}{2}u^2$ . In particular, every non-negative supersolution to the equation

$$(2.9) \quad \Delta u = 2ku - k(k-2)u^2$$

is a supersolution to Eq.(2.6).

- If Eq.(2.8) holds, then  $v = h - \frac{k-2}{2}h^2$  satisfies

$$\Delta v - 2kv + k(k-2)v^2 = -k(k-2)^2h^3 + \frac{1}{4}k(k-2)^3h^4 - (k-2)|\nabla h|^2.$$

If furthermore  $0 \leq h \leq \frac{4}{k-2}$ , then the right hand side above is non-positive, hence  $v$  is a supersolution to Eq.(2.9).

Rotationally symmetric solutions to Eq.(2.8) are given by the modified Bessel function of the second kind  $I_0(x) := \frac{1}{\pi} \int_0^\pi e^{x \cos \theta} d\theta$ , which is the even function on  $\mathbb{R}$  satisfying

$$(2.10) \quad I_0''(x) + \frac{1}{x} I_0'(x) = I_0(x), \quad I_0(0) = 1.$$

Note that  $I_0$  is increasing on  $[0, +\infty)$ . For every  $R > 0$ , we set

$$h_R(z) := \frac{I_0(\sqrt{2k}|z|)}{(k-2)I_0(\sqrt{2k}R)}, \quad v_R := h_R - \frac{k-2}{2}h_R^2.$$

By Eq.(2.10) and the expression of laplacian in polar coordinates,  $h_R$  satisfies Eq.(2.8) and we have  $0 \leq h_R \leq \frac{1}{k-2}$  on the disk  $D_R$ . By the above observation,  $v_R$  is a supersolution to Eq.(2.6) on  $D_R$ , with boundary value  $v_R|_{\partial D_R} \equiv \frac{1}{2(k-2)}$ .

By Proposition 2.14 and the translation invariance of Eq.(2.6), we can let  $r_1 > 0$  be sufficiently large such that  $u(z_0) \leq \frac{1}{2(k-2)}$  for any  $C^2$ -function  $u$  satisfies Eq.(2.6) on the disk  $D_{r_1}(z_0) = \{z \in \mathbb{C} \mid |z - z_0| < r_1\}$ . As a result, if  $u$  satisfies Eq.(2.6) on  $D_r$  with  $r > r_1$  then  $u \leq \frac{1}{2(k-2)}$  holds on  $D_{r-r_1} \subset D_r$ . Thus, we can apply the Comparison Principle (Corollary 2.5) to the solution  $e^u|dz|^2$  and the above supersolution  $e^{v_R}|dz|^2$  (with  $R = r - r_1$ ) of the vortex equation on  $(D_{r-r_1}, dz^k)$  and get

$$(2.11) \quad u(0) \leq v_R(0) = \frac{1}{(k-2)I_0(\sqrt{2k}(r-r_1))} \left( 1 - \frac{1}{2I_0(\sqrt{2k}(r-r_1))} \right).$$

It is well known (by the stationary phase method) that  $I_0(x) = \frac{1}{\sqrt{2\pi x}} e^x (1 + O(x^{-1}))$  as  $x \rightarrow +\infty$ . So for any  $x_1 > 0$  there is a constant  $C_1 > 0$  such that  $I_0(x) \geq C_1 e^x / \sqrt{x}$  whenever  $x \geq x_1$ . As a result, there are constants  $C_2, C_3$  such that

$$\frac{1}{I_0(\sqrt{2k}(r-r_1))} \leq C_2(r-r_1)^{\frac{1}{2}} e^{-\sqrt{2k}(r-r_1)} \leq C_3 r^{\frac{1}{2}} e^{-\sqrt{2k}r}$$

when  $r - r_1 \geq 1$ . Combining with (2.11) and noting that  $I_0 \geq 1$ , we obtain the required inequality in the case  $k \geq 3$ .

The cases  $k = 1, 2$  are simpler because we have  $e^u - e^{(1-k)u} \geq ku$  for  $u \geq 0$ , hence any solution  $h$  to Eq.(2.8) is already a supersolution to Eq.(2.6). Thus, we can proceed as above with  $v_R(z) := I_0(\sqrt{2k}R)^{-1} I_0(\sqrt{2k}|z|)$ .  $\square$

### 3. AFFINE SPHERES, CUBIC DIFFERENTIALS AND $\mathbb{RP}^2$ -STRUCTURES

In this chapter, we give a concise exposition of backgrounds on affine spheres and  $\mathbb{RP}^2$ -structures. See [NS94, Lof10] for thorough surveys on these materials.

Throughout this paper, by a *surface* we mean a connected smooth 2-manifold without boundary, unless otherwise specified.

**3.1. Affine spheres.** We view  $\mathbb{R}^3$  as a vector space endowed with a volume form, say, the determinant  $\det : \bigwedge^3 \mathbb{R}^3 \rightarrow \mathbb{R}$ , and study properties of surfaces in  $\mathbb{R}^3$  invariant under the group  $\text{SL}(3, \mathbb{R})$  of linear transformations preserving  $\det$ .

An embedded surface  $M \subset \mathbb{R}^3 \setminus \{0\}$  is said to be *centro-affine* if for each  $p \in M$  the position vector  $\vec{0p}$  is transversal to the tangent plane  $T_p M$ . Such a surface carries the following intrinsic data, which are invariant under  $\text{SL}(3, \mathbb{R})$ :

- a volume form  $\omega$ , called the *induced volume form*;

- a symmetric 2-tensor  $g$ , called the *centro-affine second fundamental form*;
- a torsion-free affine connection  $\nabla$ , called the *induced affine connection*.

They are determined by the following equalities, at every  $p \in M$ :

$$\omega(X, Y) = \det(X, Y, \vec{0p}), \quad D_X Y = \nabla_X Y + g(X, Y) \vec{0p},$$

where  $X$  and  $Y$  are any vector fields tangent to  $M$ . We always equip  $M$  with the orientation given by the induced volume form  $\omega$ .

A centro-affine surface  $M \subset \mathbb{R}^3 \setminus \{0\}$  is locally convex with 0 lying on the concave side if and only if the centro-affine second fundamental form  $g$  of  $M$  is a Riemann metric. If furthermore the volume form  $dvol_g$  of  $g$  coincides with the induced volume form  $\omega$ , then  $M$  is an *affine sphere of affine curvature  $-1$  centered at 0*, which we simply call an affine sphere throughout this paper. The affine second fundamental form  $g$  is also known as the *Blaschke metric* of the affine sphere. The condition  $dvol_g = \omega$  actually signifies that the position vector of each point on  $M$  coincides with the *affine normal*, a transversal vector field canonically assigned to every locally convex surface in  $\mathbb{R}^3$  in a  $SL(3, \mathbb{R}) \ltimes \mathbb{R}^3$ -equivariant way.

A centro-affine immersion of an oriented surface  $S$  into  $\mathbb{R}^3$  (i.e. an orientation preserving immersion with locally centro-affine image) yields intrinsic data  $(\nabla, g, \omega)$  on  $S$ . In the same way as how immersions of a surface into the Euclidean 3-space  $\mathbb{E}^3$  are locally determined up to isometries of  $\mathbb{E}^3$  by a pair of 2-tensors (the first and second fundamental form) satisfying a compatibility condition (Gauss and Codazzi equations), centro-affine immersions are locally determined up to  $SL(3, \mathbb{R})$  by these intrinsic data, with a compatibility condition.

For affine spherical immersions, the intrinsic data with compatibility condition are equivalent to the data  $(g, \phi)$  of Blaschke metric  $g$  plus a holomorphic cubic differential  $\phi$  (under the complex structure given by  $g$  and the orientation) satisfying the vortex equation  $\kappa_g = -1 + \|\phi\|_g^2$ , also known as *Wang's equation* in this setting. Indeed, while  $\omega = dvol_g$  by definition,  $\nabla$  is given by  $g$  and  $\phi$  through the relation

$$(3.1) \quad g(\nabla_X Y - \widehat{\nabla}_X Y, Z) = \frac{1}{\sqrt{2}} \operatorname{Re} \phi(X, Y, Z),$$

where  $\widehat{\nabla}$  denotes the Levi-Civita connection of  $g$ . We call  $\phi$  the *normalized Pick differential* of the affine sphere.

*Remark 3.1.* More commonly considered in the literature is the *Pick differential*  $\psi = \frac{1}{\sqrt{2}} \phi$ , for which the relation (3.1) does not have the  $\frac{1}{\sqrt{2}}$  fact, but Wang's equation becomes  $\kappa_g = -1 + 2\|\psi\|_g^2$ . The advantage of the equation we use is that the flat metric  $g = |\phi|^{\frac{2}{3}} = |\phi(z)|^{\frac{2}{3}} |dz|^2$  provides a solution away from the zeros of  $\phi$ .

Given an oriented surface  $S$ , let  $\underline{\mathbb{R}} := S \times \mathbb{R}$  denote the trivial line bundle over  $S$  endowed with a global section, denoted by  $\underline{1}$ . For a pair  $(g, \phi)$  on  $S$  as above, affine spherical immersions with Blaschke metric  $g$  and normalized Pick differential  $\phi$  can be reconstructed by integrating a flat connection  $D = D_{g, \phi}$  on the vector bundle  $E := TS \oplus \underline{\mathbb{R}}$  defined as follows: given a conformal local coordinate  $z$  on  $S$ , we write  $g = e^{u(z)} |dz|^2$ ,  $\phi = \phi(z) dz^3$  and defined  $D$  by specifying its matrix expression under the local frame  $(\partial_z, \partial_{\bar{z}}, \underline{1})$  of the complexified vector bundle  $E \otimes \mathbb{C} = T_{\mathbb{C}} S \oplus \underline{\mathbb{C}}$

(viewing  $D$  as a connection on  $E_{\mathbb{C}}$  by  $\mathbb{C}$ -linear extension) as

$$(3.2) \quad D = d + \begin{pmatrix} \partial u & \frac{1}{\sqrt{2}} e^{-u} \bar{\phi} d\bar{z} & dz \\ \frac{1}{\sqrt{2}} e^{-u} \phi dz & \bar{\partial} u & d\bar{z} \\ \frac{1}{2} e^u d\bar{z} & \frac{1}{2} e^u dz & 0 \end{pmatrix}.$$

It can be checked that  $D$  is coordinate-independent, flat and preserves the volume form  $dvol_g \wedge \underline{1}^*$  on  $E$  (where  $\underline{1}^*$  is the section of  $E^*$  dual to  $\underline{1}$ ). We call  $D$  the *affine sphere connection* associated to  $(g, \phi)$ . The reconstruction of affine spheres from  $(g, \phi)$  (see e.g. [DW15, §4.2], [Lof15, §3.4]) can be formulated as follows:

**Proposition 3.2.** *Let  $U \subset \mathbb{R}^2$  be a simply connected domain. Then the assignment of Blaschke metric  $g$  and normalized Pick differential  $\phi$  to each affine spherical immersion  $\iota : U \rightarrow \mathbb{R}^3$  gives a one-to-one correspondence between  $SL(3, \mathbb{R})$ -equivalence classes of such immersions and pairs  $(g, \phi)$  on  $U$  satisfying Wang's equation. Given such a pair  $(g, \phi)$ , a corresponding  $\iota$  is given by*

$$(3.3) \quad \iota : U \rightarrow T_{z_0}U \oplus \mathbb{R} \cong \mathbb{R}^3, \quad \iota(x) = T(z_0, z)\underline{1}_x,$$

where  $z_0$  is any point of  $U$ , the identification  $T_{z_0}U \oplus \mathbb{R} \cong \mathbb{R}^3$  is such that  $dvol_g \wedge \underline{1}^*$  corresponds to the volume form  $\det$  on  $\mathbb{R}^3$ , while  $T(z_0, z) : T_zU \oplus \mathbb{R} \rightarrow T_{z_0}U \oplus \mathbb{R}$  is the parallel transport of the affine sphere connection associated to  $(g, \phi)$  along any path from  $z$  to  $z_0$ .

If the surface  $S$  is not simply connected, applying Proposition 3.2 to the universal cover  $\tilde{S}$  gives a one-to-one correspondence between pairs  $(g, \phi)$  on  $S$  satisfying Wang's equation and *equivariant* affine spherical immersions  $\iota : \tilde{S} \rightarrow \mathbb{R}^3$ . Here  $\iota$  is said to be equivariant if  $\iota(\gamma.x) = \rho(\gamma)\iota(x)$  for all  $\gamma \in \pi_1(S)$  and some representation  $\rho : \pi_1(S) \rightarrow SL(3, \mathbb{R})$ .

**3.2.  $\mathbb{RP}^2$ -structures and convexity.** An  $\mathbb{RP}^2$ -structure  $X$  on a surface  $S$  is by definition a maximal atlas with charts taking values in  $\mathbb{RP}^2$  and transitions maps being elements in the group  $SL(3, \mathbb{R}) = PGL(3, \mathbb{R})$  of projective transformations. By assembling charts of  $X$ , one obtains a local homeomorphism  $\delta : \tilde{S} \rightarrow \mathbb{RP}^2$ , called a *developing map* of  $X$ , which is equivariant with respect to some homomorphism  $\pi_1(S) \rightarrow SL(3, \mathbb{R})$ . Thus, an  $\mathbb{RP}^2$ -structure can be defined alternatively as a  $SL(3, \mathbb{R})$ -equivalence class of such equivariant local homeomorphisms.

In particular, given a pair  $(g, \phi)$  on  $S$  satisfying Wang's equation, composing a corresponding equivariant affine spherical immersion  $\iota : \tilde{S} \rightarrow \mathbb{R}^3$  with the projectivization  $\mathbb{P} : \mathbb{R}^3 \setminus \{0\} \rightarrow \mathbb{RP}^2$ , we get an  $\mathbb{RP}^2$ -structure, denoted by  $X(g, \phi)$ .

A subset of  $\mathbb{RP}^2$  is *properly convex* if it is convex and bounded in some affine chart. An  $\mathbb{RP}^2$ -structure on a surface  $S$  is said to be *convex* if its developing map is a bijection from  $\tilde{S}$  to a properly convex set.

A. M. Li [Li90, Li92] proved that under the settings of Proposition 3.2,  $\iota$  is a proper embedding if and only if  $g$  is complete, in which case  $\iota(U)$  is inscribed in a convex cone  $C \subset \mathbb{R}^3$  (like a hyperboloid inscribed in a quadratic cone) and  $\mathbb{P}$  gives a diffeomorphism from  $\iota(U)$  to the properly convex domain  $\Omega = \mathbb{P}(C \setminus \{0\})$ . As a consequence, the  $\mathbb{RP}^2$ -structure  $X(g, \phi)$  is convex if  $g$  is complete.

But Theorem 2.11 yields a pair  $(g, \phi)$  with complete  $g$  once  $\phi$  is given. Therefore, letting  $\mathcal{C}(S)$  denote the space of pairs  $(J, \phi)$ , where  $J$  is a  $C^\infty$ -complex structure

on  $S$  compatible with the orientation and  $\phi$  a holomorphic cubic differential on the Riemann surface  $(S, J)$  such that either  $(S, J)$  is hyperbolic or  $\phi$  is nontrivial, we get a map from  $\mathcal{C}(S)$  to the space  $\mathcal{P}(S)$  of  $C^\infty$ -convex  $\mathbb{RP}^2$ -structures on  $S$ :

$$(3.4) \quad \mathcal{C}(S) \rightarrow \mathcal{P}(S), \quad (J, \phi) \mapsto X(g_{J, \phi}, \phi),$$

where  $g_{J, \phi}$  denotes the complete solution to Wang's equation on  $(S, J, \phi)$  given by Theorem 2.11. We proceed to explain that this map is bijective.

**3.3. Unique existence of complete affine spheres.** Given a bounded convex domain  $\Omega \subset \mathbb{R}^2 \subset \mathbb{RP}^2$  and a negative valued convex function  $u$  on  $\Omega$ , the surface

$$M := \left\{ -\frac{1}{u(x, y)}(x, y, 1) \mid (x, y) \in \Omega \right\} \subset \mathbb{R}^3$$

is convex, centro-affine and projects to  $\Omega$  in an orientation preserving manner (where  $\Omega$  inherits the orientation of  $\mathbb{R}^2$  while  $M$  carries a natural orientation as a centro-affine surface). It turns out that  $M$  is an affine sphere if and only if  $u$  satisfies the Mong-Ampère equation

$$(3.5) \quad \det(\text{Hess}(u)) = u^{-4}.$$

Moreover,  $u$  has vanishing boundary values if and only if  $M$  is properly embedded. The following theorem shows that such  $u$  uniquely exists, hence implies that there is a unique affine sphere projecting to  $\Omega$ :

**Theorem 3.3** (Cheng-Yau [CY77]). *For any bounded convex domain  $\Omega \subset \mathbb{R}^2$  there exists a unique convex function  $u \in C^0(\overline{\Omega}) \cap C^\infty(\Omega)$  satisfying Eq.(3.5) in  $\Omega$  with  $u|_{\partial\Omega} = 0$ . As a consequence, for every properly convex domain  $\Omega \subset \mathbb{RP}^2$  endowed with an orientation, there exists a unique complete affine sphere  $M_\Omega \subset \mathbb{R}^3$  projectivizing to  $\Omega$  in an orientation preserving manner.*

As a result, every oriented properly convex domain  $\Omega \subset \mathbb{RP}^2$  carries a complete metric  $g_\Omega$  and a holomorphic cubic differential  $\phi_\Omega$  satisfying Wang's equation, given by pushing forward the Blaschke metric and normalized Pick differential on  $M_\Omega$  through the projection  $\mathbb{P} : M_\Omega \xrightarrow{\sim} \Omega$ . The uniqueness part of the above theorem implies that  $g_\Omega$  and  $\phi_\Omega$  are  $\text{SL}(3, \mathbb{R})$ -equivariant in the sense that  $a^*g_\Omega = g_{a(\Omega)}$  for all  $a \in \text{SL}(3, \mathbb{R})$ , and similarly for  $\phi_\Omega$ .

Let  $S$  be an oriented surface. Given a convex  $\mathbb{RP}^2$ -structure  $X$  with developing map  $\delta : \tilde{S} \xrightarrow{\sim} \Omega \subset \mathbb{RP}^2$ , the pullbacks  $\delta^*g_\Omega$  and  $\delta^*\phi_\Omega$ , which are just the Blaschke metric and normalized Pick differential of the unique affine spherical immersion  $\iota$  satisfying  $\delta = \mathbb{P} \circ \iota$ , are invariant under deck transformations, hence can be viewed as defined on  $S$ . We simply call them the Blaschke metric and normalized Pick differential of the convex  $\mathbb{RP}^2$ -structure  $X$ . By construction, the map  $\mathcal{P}(S) \rightarrow \mathcal{C}(S)$  assigning to each  $X = [\delta] \in \mathcal{P}(S)$  the pair  $(\delta^*J_\Omega, \delta^*\phi_\Omega) \in \mathcal{C}(S)$  (where  $J_\Omega$  denotes the complex structure underlying  $g_\Omega$ ) is inverse to the above map (3.4). Therefore, we obtain:

**Corollary 3.4.** *The map (3.4) is bijective.*

**3.4. Țițeica affine sphere.** As an example of Proposition 3.2, we give in this section an explicit affine spherical immersion  $\iota_0 : \mathbb{C} \rightarrow \mathbb{R}^3$  with Blaschke metric  $|dz|^2$  and normalized Pick differential  $dz^3$ . Since  $|dz|^2$  is complete, by the results mentioned in Section 3.2,  $\iota_0$  is actually a proper embedding and the projectivized embedding

$\delta_0 := \mathbb{P} \circ \iota_0$  is a diffeomorphism from  $\mathbb{C}$  to a properly convex domain in  $\mathbb{RP}^2$ . We will see that this domain is a triangle, as shown by Figure 1.1.

The affine sphere connection  $D_0$  associated to  $(|dz|^2, dz^3)$ , defined on the vector bundle  $E := T\mathbb{C} \oplus \mathbb{R}$  and extended to  $E \otimes \mathbb{C} = T_{\mathbb{C}}\mathbb{C} \oplus \mathbb{C}$ , is expressed under the local frame  $(\partial_z, \partial_{\bar{z}}, \underline{1})$  of  $E \otimes \mathbb{C}$  as

$$D_0 = d + \begin{pmatrix} 0 & \frac{1}{\sqrt{2}}d\bar{z} & dz \\ \frac{1}{\sqrt{2}}dz & 0 & d\bar{z} \\ \frac{1}{2}d\bar{z} & \frac{1}{2}dz & 0 \end{pmatrix}.$$

It turns out that  $D_0$  is diagonalized under the new frame  $(e_1, e_2, e_3)$  defined by

$$e_1 := \sqrt{2}\partial_x + \underline{1}, \quad e_2 := \sqrt{2}\left(-\frac{1}{2}\partial_x + \frac{\sqrt{3}}{2}\partial_y\right) + \underline{1}, \quad e_3 := \sqrt{2}\left(-\frac{1}{2}\partial_x - \frac{\sqrt{3}}{2}\partial_y\right) + \underline{1}.$$

Indeed, this frame is related to the original one by  $(e_1, e_2, e_3) = (\partial_z, \partial_{\bar{z}}, \underline{1})B$ , where the change-of-basis matrix  $B$  and its inverse are the constant matrices

$$B = \begin{pmatrix} \sqrt{2} & & \\ & \sqrt{2} & \\ & & 1 \end{pmatrix} \begin{pmatrix} 1 & \omega & \omega^2 \\ 1 & \omega^2 & \omega \\ 1 & 1 & 1 \end{pmatrix}, \quad B^{-1} = \frac{1}{3} \begin{pmatrix} 1 & 1 & 1 \\ \omega^2 & \omega & 1 \\ \omega & \omega^2 & 1 \end{pmatrix} \begin{pmatrix} \frac{1}{\sqrt{2}} & & \\ & \frac{1}{\sqrt{2}} & \\ & & 1 \end{pmatrix}$$

with  $\omega := e^{2\pi i/3}$ . A computation gives the expression of  $D_0$  under  $(e_1, e_2, e_3)$  as

$$D_0 = d + B^{-1} \begin{pmatrix} 0 & \frac{1}{\sqrt{2}}d\bar{z} & dz \\ \frac{1}{\sqrt{2}}dz & 0 & d\bar{z} \\ \frac{1}{2}d\bar{z} & \frac{1}{2}dz & 0 \end{pmatrix} B = \sqrt{2} \operatorname{Re} \begin{pmatrix} dz & & \\ & \omega^2 dz & \\ & & \omega dz \end{pmatrix}.$$

In view of Appendix A, one checks that the parallel transport  $T_0(0, z)$  of  $D_0$  along any path from  $z$  to 0 is expressed under the frame  $(e_1, e_2, e_3)$  as the matrix

$$T_0(0, z) = \begin{pmatrix} e^{\sqrt{2} \operatorname{Re}(z)} & & \\ & e^{\sqrt{2} \operatorname{Re}(\omega^2 z)} & \\ & & e^{\sqrt{2} \operatorname{Re}(\omega z)} \end{pmatrix}.$$

Let  $\iota_0 : \mathbb{C} \rightarrow E_0 = T_0\mathbb{C} \oplus \mathbb{R} \cong \mathbb{R}^3$  be the affine spherical embedding given by Proposition 3.2 with  $z_0 = 0$ . Since  $\underline{1} = e_1 + e_2 + e_3$ , we have the coordinate expression

$$\iota_0(z) = T_0(0, z) \begin{pmatrix} 1 \\ 1 \\ 1 \end{pmatrix} = \begin{pmatrix} e^{\sqrt{2} \operatorname{Re}(z)} \\ e^{\sqrt{2} \operatorname{Re}(\omega^2 z)} \\ e^{\sqrt{2} \operatorname{Re}(\omega z)} \end{pmatrix}.$$

The image  $\iota_0(\mathbb{C}) = \{(x_1, x_2, x_3) \in \mathbb{R}^3 \mid x_1 x_2 x_3 = 1\}$  is known as the *Tițeica affine sphere*, while the image of the projectivization  $\delta_0 = \mathbb{P} \circ \iota_0 : \mathbb{C} \rightarrow \mathbb{RP}^2$  is the triangle  $\Delta := \{[x_1 : x_2 : x_3] \in \mathbb{RP}^2 \mid x_i > 0\}$ .

*Remark 3.5.* The identification  $E_0 \oplus \mathbb{R} \cong \mathbb{R}^3$  used in the above coordinate expression of  $\iota_0$  is induced by the frame  $(e_1, e_2, e_3)$ , which is *not* unimodular with respect to the volume form  $d\operatorname{vol}_g \wedge \underline{1}^* = dx \wedge dy \wedge \underline{1}^*$  on  $E$  given by the Blaschke metric  $g = |dz|^2$  (see Section 3.1). Thus,  $\iota_0$  gives an affine sphere (of affine curvature  $-1$ ) not with respect to the usual volume form on  $\mathbb{R}^3$  given by the determinant, but with respect



to a scaled one. Nevertheless, this issue is insignificant for our purpose because we are mainly concerned with the projectivized embedding  $\delta_0$ .

#### 4. FINITE VOLUME ENDS AND LOW-ORDER POLES

In this chapter, we show that the poles of a holomorphic  $k$ -differential of order less than  $k$  are exactly the finite volume ends for the complete solution to the vortex equation (Theorem 4.6). When  $k = 3$ , such ends have a projective-geometric description (Theorem 4.5) and the above result implies Part (1) of Theorem 1.3.

**4.1. Hausdorff continuity.** Recall from Section 3.3 that the properly embedded affine sphere  $M_\Omega$  projecting to a bounded convex domain  $\Omega \subset \mathbb{R}^2 \subset \mathbb{RP}^2$  is given by the convex function  $u_\Omega \in C^0(\bar{\Omega}) \cap C^\infty(\Omega)$  satisfying  $\det(\text{Hess}(u_\Omega)) = u_\Omega^{-4}$  with vanishing boundary values. The following theorem of Benoist and Hulin [BH13, Corollary 3.3] (see also [DW15, Theorem 4.4]) shows that  $u_\Omega$  and its derivatives depend continuously on  $\Omega$ :

**Theorem 4.1 ([BH13]).** *Let  $\Omega \subset \mathbb{R}^2$  be a bounded convex domain,  $K \subset \Omega$  be a compact subset and let  $\varepsilon > 0$ . Then for any integer  $k \geq 0$  and any convex domain  $\Omega' \subset \mathbb{R}^2$  sufficiently close to  $\Omega$  in terms of Hausdorff distance, we have  $K \subset \Omega'$  and*

$$\|u_\Omega - u_{\Omega'}\|_{K,k} < \varepsilon.$$

Here  $\|\cdot\|_{K,k}$  denote the  $C^k$ -norm on  $K$ .

The Riemannian metric  $g_\Omega$  and holomorphic cubic differential  $\phi_\Omega$  on  $\Omega$ , given by the Blaschke metric and normalized Pick differential on  $M_\Omega$  (see Section 3.3), have coordinate expressions with coefficients given by partial derivatives of  $u_\Omega$  of order up to 3. So the curvature  $\kappa_{g_\Omega} = -1 + \|\phi_\Omega\|_{g_\Omega}^2 : \Omega \rightarrow \mathbb{R}$  has the same continuity property with respect to  $\Omega$  as  $u_\Omega$ . We denote  $\kappa_{g_\Omega}$  simply by  $\kappa_\Omega$  for clearness. Note that  $\kappa_\Omega \leq 0$  by Theorem 2.11.

Unlike  $u_\Omega$ , whose definition relies on the affine chart,  $\kappa_\Omega$  only depends on the properly convex domain  $\Omega$  and is  $\text{SL}(3, \mathbb{R})$ -equivariant in the sense that  $a^*\kappa_\Omega = \kappa_{a(\Omega)}$  for all  $a \in \text{SL}(3, \mathbb{R})$ . Therefore, letting  $\mathfrak{C}$  denote the space of all properly convex domains equipped with the Hausdorff topology and  $\mathfrak{C}_*$  denote the topological subspace of  $\mathfrak{C} \times \mathbb{RP}^2$  consisting of those  $(\Omega, x) \in \mathfrak{C} \times \mathbb{RP}^2$  such that  $x \in \Omega$ , we can state the continuity properly of  $\kappa_\Omega$  as:

**Corollary 4.2.** *The map  $\mathfrak{C}_* \rightarrow \mathbb{R}_{\leq 0}$  given by  $(\Omega, x) \mapsto \kappa_\Omega(x) = -1 + \|\phi_\Omega\|_{g_\Omega}^2(x)$  is continuous.*

**4.2. Hilbert metric.** Besides the Riemannian metric  $g_\Omega$ , any properly convex set  $\Omega \subset \mathbb{RP}^2$  also carries a natural Finsler metric  $g_\Omega^H$ , the *Hilbert metric*. Given an affine chart  $\mathbb{R}^2$  containing  $\bar{\Omega}$  and a Euclidean norm  $|\cdot|$  on  $\mathbb{R}^2$ ,  $g_\Omega^H$  is defined by

$$g_\Omega^H(v) := \left( \frac{1}{|x-a|} + \frac{1}{|x-b|} \right) |v| \text{ for all } x \in \Omega, v \in T_x\Omega \cong \mathbb{R}^2,$$

where  $a, b \in \partial\Omega$  are the intersections of  $\partial\Omega$  with the line passing through  $x$  along the direction  $v$ . The distance from any other  $y \in \Omega$  on the line to  $x$  is given by

$$d_\Omega^H(x, y) = |\log[a, x, y, b]|,$$

where  $[a, x, y, b]$  is the cross-ratio, expressed as  $\frac{(a-y)(b-x)}{(a-x)(b-y)}$  if we identify the line with  $\mathbb{R}$ . It follows from projective invariance of the cross-ratio that  $g_\Omega^H$  is independ

on the choice of  $\mathbb{R}^2$  and  $|\cdot|$  and is  $\mathrm{SL}(3, \mathbb{R})$ -equivariant in the sense that  $a^* g_\Omega^H = g_{a(\Omega)}^H$  for all  $a \in \mathrm{SL}(3, \mathbb{R})$ .

Associated to  $g_\Omega$  is a natural *Buseman volume form*  $\nu_\Omega^H$  on  $\Omega$ , whose density with respect to the Lebesgue measure underlying  $|\cdot|$  is  $\mathrm{Area}(B_x(1))^{-1}$ , where  $B_x(1)$  denotes the unit disk  $\{v \mid g_\Omega^H(v) \leq 1\} \subset T_x \Omega \cong \mathbb{R}^2$  and  $\mathrm{Area}(B_x(1))$  is its area with respect to the Lebesgue measure.

Clearly,  $g_\Omega^H$  and  $\nu_\Omega^H$  at a point  $x \in \Omega$  depends continuously on  $\Omega$ , hence the density  $\nu_\Omega^H / \nu_\Omega$  of  $\nu_\Omega^H$  with respect to the volume form  $\nu_\Omega$  of the Blaschke metric  $g_\Omega$  has the same continuity property as  $\kappa_\Omega$ . Applying the Benzécri Compactness Theorem (see [BH13, Theorem 2.7]), which states that the quotient of the above topological space  $\mathcal{C}_*$  by the  $\mathrm{SL}(3, \mathbb{R})$ -action is compact, we get:

**Corollary 4.3.** *The map  $\mathcal{C}_* \rightarrow \mathbb{R}_+$  given by  $(\Omega, x) \mapsto \frac{\nu_\Omega^H}{\nu_\Omega}(x)$  is continuous and is bounded from above and below by positive constants.*

**4.3. Ends of a surface.** In this section, we introduce definitions and terminologies about ends and punctures of surfaces. See [Ric63] for details on ends and classification of surfaces of infinite type. We are mainly concerned with the simplest case of the definition, namely, isolated planar ends. Nevertheless, the ends in the hypotheses of Theorems 4.5 and 4.6 below are a priori of general type.

Given a surface  $S$ , an *end* of  $S$  is defined intrinsically as an equivalence class of nested sequences of open subsets  $U_1 \supset U_2 \supset \dots$  such that

- the boundary  $\partial U_i$  of  $U_i$  in  $S$  is compact for every  $i$ ;
- any compact subset of  $S$  is disjoint from  $U_i$  when  $i$  is sufficiently large;

while two sequences  $(U_i)$  and  $(V_i)$  are equivalent if each  $U_i$  contains some  $V_j$  and vice versa. A *neighborhood* of an end  $p = [(U_i)]$  is by definition a subset of  $S$  containing some  $U_i$ . A sequence of points or an oriented path on  $S$  is said to *tend to*  $p$  if it is eventually contained in any neighborhood of  $p$ , or equivalently, in any  $U_i$ .

The space  $\mathrm{Ends}(S)$  of all ends of  $S$  carries a natural totally disconnected, separable and compact topology (see [Ric63]). An end  $p \in \mathrm{Ends}(S)$  is said to be *planar* if it has a neighborhood homeomorphic to a domain in  $\mathbb{R}^2$ . An end  $p$  is planar and isolated in  $\mathrm{Ends}(S)$  if and only if a neighborhood is homeomorphic to an annulus. This is equivalent to the existence of a surface  $S'$  with boundary such that

- the boundary  $\partial S'$  is homeomorphic to a circle;
- the interior  $S' \setminus \partial S$  is homeomorphic to  $S$ ;
- every sequence of points on  $S$  tending to  $p$  has a subsequence converging in  $S'$  to a point on  $\partial S'$ .

In intuitive terms,  $S'$  is obtained from  $S$  by attaching a boundary circle to  $p$ . We call such an  $S'$  a *bordification* of  $S$  at  $p$ . By the Hausdorff property of  $\mathrm{Ends}(S)$ , the last condition can be replaced by “there exists a sequence on  $S$  tending to  $p$  which converges in  $S'$  to a point on  $\partial S'$ ”.

If  $\Sigma$  is a Riemann surface, an end  $p \in \mathrm{Ends}(\Sigma)$  is said to be a *puncture* if it has a neighborhood conformally equivalent to the punctured disk  $\{z \in \mathbb{C} \mid 0 < |z| \leq 1\}$ . We viewed  $z$  as a conformal local coordinate of  $\Sigma$  “centered at  $p$ ”.

A holomorphic  $k$ -differential  $\phi$  on  $\Sigma$  is said to have non-essential singularity of degree  $d \in \mathbb{Z}$  at a puncture  $p$  if in the local expression  $\phi = \phi(z)dz^k$  under a conformal local coordinate  $z$  centered at  $p$ , the holomorphic function  $\phi(z)$  has a non-essential singularity of degree  $d$  at  $z = 0$ , namely,  $\phi(z) = z^d f(z)$  for  $f$  holomorphic

around 0 with  $f(0) \neq 0$ . A pole of order  $d \in \mathbb{Z}$  is by definition a non-essential singularity of order  $-d$ .

*Remark 4.4.* We allow poles to have nonpositive order, although this case is more commonly referred to as *removable singularities*. In particular, they are included when we talk about “poles of order less than  $k$ ” in Theorem 1.3 (1) and Section 4.5.

**4.4. Finite volume ends of convex  $\mathbb{RP}^2$ -surfaces.** A surface  $S$  endowed with a convex  $\mathbb{RP}^2$ -structure is referred to as a *convex  $\mathbb{RP}^2$ -surface*. Such an  $S$  is identified via a developing map with the quotient of a properly convex domain  $\Omega \subset \mathbb{RP}^2$  by a subgroup  $\Gamma \subset \mathrm{SL}(3, \mathbb{R})$  acting properly discontinuous on  $\Omega$ . The Hilbert metric  $g_\Omega^H$ , Buseman volume form  $\nu_\Omega^H$  and Blaschke metric  $g_\Omega$  on  $\Omega$  are all invariant under  $\Gamma$ , hence descent to objects on  $S$  bearing the same names (compare Section 3.3).

By Corollary 4.3, the proportion between the Buseman volume form and the volume form of the Blaschke metric on every convex  $\mathbb{RP}^2$ -surface  $S$  is bounded from above and below by universal positive constants. A *finite volume end* of  $S$  is by definition an end which has a neighborhood with finite volume under either of these volume forms.

The following geometric characterization of finite volume ends is a straightforward consequence of works of Marquis [Mar12].

**Theorem 4.5 ([Mar12]).** *Let  $\Omega \subset \mathbb{RP}^2$  be a properly convex domain and  $\Gamma$  be a subgroup of  $\mathrm{SL}(3, \mathbb{R})$  acting properly discontinuously on  $\Omega$ . Then an end  $p$  of the convex  $\mathbb{RP}^2$ -surface  $S = \Omega/\Gamma$  is a finite volume end if and only if there is a parabolic projective transformation  $a \in \Gamma$  with fixed point  $x \in \partial\Omega$  and a closed ellipse  $E \subset \mathbb{RP}^2$  preserved by  $a$ , such that  $E \setminus \{x\}$  is contained in  $\Omega$  and its quotient by  $a$  is embedded in  $S$  as a neighborhood of  $p$ .*

In other words, an end is a finite volume one if and only if it is projectively equivalent to a cusp of a hyperbolic surface. In particular, such an end is topologically trivial, *i.e.* an isolated planar end.

*Outline of proof.* The “if” part is simple: The interior  $E^\circ$  of  $E$  equipped with its Hilbert metric  $g_{E^\circ}^H$  is isometric to the hyperbolic plane, with  $a$  corresponding to a parabolic isometry. So any  $a$ -invariant ellipse strictly contained in  $E$  gives a neighborhood of  $p$  with finite volume under  $g_{E^\circ}^H$ , which has finite volume under the Hilbert metric of  $S$  as well because  $g_{E^\circ}^H$  dominates  $g_\Omega^H$  by virtue of the fact that  $E^\circ \subset \Omega$ .

To prove the “only if” part, we first show that  $p$  is an isolated planar end. Suppose by contradiction that it is not the case, so that every neighborhood of  $p$  is a surface of infinite type. Let  $U$  be a neighborhood with finite volume. We can pick a non-elementary simple loop  $\gamma$  on  $S$  (where a simple loop  $\gamma$  is said to be *elementary* if  $S \setminus \gamma$  has a connected component homeomorphic to a punctured disk) such that a connected component  $V$  of  $S \setminus \gamma$  is a neighborhood of  $p$  contained in  $U$ . By [Mar12, Proposition 5.12], the holonomy along  $\gamma$  is a hyperbolic projective transformation with principal segment contained in  $\Omega$ . Thus, by [Mar12, Proposition 5.9], we can deform  $\gamma$  by free homotopy to a geodesic loop  $\gamma'$ , so that  $V$  gets deformed into a neighborhood  $V'$  of  $p$  bounded by  $\gamma'$ , which still has finite volume. Since  $V'$  is itself a convex  $\mathbb{RP}^2$ -surface of infinite type, the proof of [Mar12, Théorème 5.18] shows that  $V'$  contains either infinitely many disjoint embedded ideal geodesic triangles or infinitely many disjoint pairs of pants with non-elementary geodesic boundary loops. But it is shown in [Mar12, Propositions 1.13 and 5.17] that each such triangle

or pair of pants has Buseman volume bounded from below by a universal constant. Therefore,  $V'$  has infinite volume, a contradiction.

Now that  $p$  is an isolated planar end, we can pick a neighborhood  $U$  of  $p$  homeomorphic to a punctured disk with boundary  $\partial U$  a simple loop. The holonomy  $a \in \mathrm{SL}(3, \mathbb{R})$  of  $S$  along  $\partial U$  is either hyperbolic, quasi-hyperbolic or parabolic and a case-by-case check (see [Mar12, Propositions 5.21, 5.27]) shows that  $U$  can have finite volume only when  $a$  is parabolic and  $p$  corresponds to the fixed point of  $a$ . It follows (see [Mar12, Proposition 4.16]) that  $p$  admits the desired description.  $\square$

**4.5. Finite volume ends and low-order poles.** In view of the definition of finite volume ends from the previous section, Part (1) of Theorem 1.3 is a consequence of the following more general statement:

**Theorem 4.6.** *Let  $\Sigma$  be a Riemann surface,  $\phi$  be a nontrivial holomorphic  $k$ -differential on  $\Sigma$  and  $p$  be an end of  $\Sigma$ . Then  $p$  has a neighborhood which has finite volume with respect to the complete solution to the vortex equation on  $(\Sigma, \phi)$  if and only if  $p$  is puncture at which  $\phi$  has a pole of order less than  $k$ .*

Note that if  $\Sigma$  is a complete hyperbolic surface, so that the hyperbolic metric is the complete solution to the vortex equation for the trivial  $k$ -differential  $\phi = 0$ , then the statement of the theorem for  $\phi = 0$  is the well known fact that finite volume ends of  $\Sigma$  are cusps. This follows from the classical fact that the convex core of a complete hyperbolic surface has finite volume if and only if the surface is of finite type, or alternatively from Theorem 4.5.

A key ingredient in the proof of Theorem 4.6 is a control on solutions to the vortex equation around a low-order pole of the holomorphic  $k$ -differential:

**Lemma 4.7.** *Let  $\phi$  be a holomorphic  $k$ -differential on  $\mathbb{D}^* := \{z \in \mathbb{C} \mid 0 < |z| < 1\}$  with a pole of order less than  $k$  at 0. Let  $g$  be a solution to the vortex equation on  $(\mathbb{D}^*, \phi)$  which is complete at 0 (i.e. paths tending to 0 have infinite length under  $g$ ) and  $g_1$  be the complete conformal hyperbolic metric on  $\mathbb{D}^*$ . Then we have*

$$\lim_{z \rightarrow 0} \kappa_g(z) = -1, \quad \limsup_{z \rightarrow 0} \frac{g}{g_1}(z) \leq 1.$$

*Proof.* Let  $g'$  be a conformal metric on  $\mathbb{D}^*$  such that  $g' = g$  on  $\{0 < |z| < 1/3\}$  and  $g' = g_1$  on  $\{2/3 < |z| < 1\}$ . Noting that  $\kappa_g \geq -1$ , we can pick a sufficiently large constant  $M$  such that the curvature of  $Mg'$  is bounded from below by  $-1$ . Since  $g'$  is complete, Yau's Ahlfors-Schwarz lemma [Yau73] (see Remark 2.10) implies that  $Mg' \geq g_1$ . Therefore, on  $\{0 < |z| < 1/3\}$  we have

$$-1 \leq \kappa_g = -1 + \|\phi\|_g^2 \leq -1 + M^k \|\phi\|_{g_1}^2.$$

But it follows from the expressions

$$g_1 = \frac{|dz|^2}{|z|^2 (\log |z|)^2}, \quad \phi = \frac{f(z)}{z^{k-1}} dz^k$$

(where  $f$  is holomorphic on  $\{|z| < 1\}$ ) that  $\|\phi\|_{g_1}^2 = |f(z)|^2 |z|^2 (\log |z|)^{2k}$  tends to 0 as  $z \rightarrow 0$ , whence  $\lim_{z \rightarrow 0} \kappa_g(z) = -1$ .

The second assertion is deduced from the first one as follows. Given  $r > 0$ , we consider the complete conformal hyperbolic metric

$$g_r = \frac{|dz|^2}{|z|^2 (\log |z| - \log r)^2}$$

on the punctured disk  $\{0 < |z| < r\}$ . Since  $\lim_{z \rightarrow 0} \kappa_g(z) = -1$ , for any  $\lambda > 1$  there is  $0 < r < 1$  such that  $-1 \leq \kappa_g(z) \leq -\lambda^{-1}$  for  $0 < |z| < r$ , so that we can apply the Ahlfors-Schwarz lemma on  $\{0 < |z| < r\}$  to the metrics  $g_r$  and  $\lambda^{-1}g$ , and conclude that  $g_r \geq \lambda^{-1}g$ . As a result,

$$\frac{g}{g_1}(z) = \frac{g}{g_r}(z) \frac{g_r}{g_1}(z) \leq \lambda \left( \frac{\log |z|}{\log |z| - \log r} \right)^2$$

whenever  $0 < |z| < r$ . This implies the required  $\limsup$  because  $\lambda > 1$  is arbitrary and the fraction in the parentheses tends to 1 as  $z$  goes to 0.  $\square$

*Proof of Theorem 4.6.* Suppose  $p$  has a neighborhood with finite volume under  $g$ . We first show that  $p$  is a puncture. To this end, we may suppose that  $\Sigma$  is a hyperbolic Riemann surface (otherwise  $\Sigma$  is parabolic and  $p$  is clear a puncture) and let  $g_0$  be the complete conformal hyperbolic metric on  $\Sigma$ . We have  $g \geq g_0$  by Yau's Ahlfors-Schwarz lemma or, alternatively, by Lemma 2.9. So  $p$  is a finite-volume end with respect to  $g_0$ , hence a puncture (see the paragraph following Theorem 4.6).

By Theorem 2.11, the curvature  $\kappa_g = -1 + \|\phi\|_g^2$  is non-positive, so the conformal ratio  $|\phi|^{\frac{2}{k}}/g = \|\phi\|_g^{\frac{2}{k}}$  between singular flat metric  $|\phi|^{\frac{2}{k}}$  and  $g$  is at most 1. Thus,  $p$  also has a neighborhood with finite volume under the volume form of  $|\phi|^{\frac{2}{k}}$ . By Lemma B.2 in the appendix,  $\phi$  has a pole or order at most  $k - 1$  at  $p$ . This proves the “only if” part.

The “if” part follows from Lemma 4.7: Identifying a neighborhood of  $p$  with the punctured disk  $\mathbb{D}^*$ , the lemma implies that  $g \leq Cg_1$  on  $\{0 < |z| < \varepsilon\}$  for some constants  $C > 1$  and  $0 < \varepsilon < 1$ . But  $\{0 < |z| < \varepsilon\}$  has finite volume with respect to  $g_1$ , hence with respect to  $g$  as well.  $\square$

The  $k = 3$  case of Theorem 4.6 is a slightly more general version of results in [BH13]. We point out that the “only if” statement for  $k = 3$  is essential contained in [BH13] with an approach different from the proof above, based on the projective geometry of finite volume ends and the Hausdorff continuity property discussed in Section 4.1.

## 5. BORDIFICATION OF CUBIC DIFFERENTIALS AROUND POLES

The goal of this chapter is to give a geometric description of holomorphic  $k$ -differentials around poles and define the bordification  $\Sigma'$  used in Theorem 1.5.

**5.1. Geometry of holomorphic  $k$ -differentials around poles.** Given a holomorphic  $k$ -differential  $\phi(z)dz^k$  on a punctured neighborhood of  $z = 0$  with a non-essential singularity of degree  $d \in \mathbb{Z}$  at 0 (see Section 4.3), there exists a conformal local coordinate  $w = w(z)$  centered at 0 which brings  $\phi$  into the normal form

$$(5.1) \quad \phi(z)dz^k = \begin{cases} w^d dw^k & \text{if } d \notin \{-k, -2k, \dots\}, \\ \frac{R}{w^k} dw^k \quad (R \in \mathbb{C}^*) & \text{if } d = -k, \\ \left(\frac{1}{w^l} + A\right)^k \frac{dw^k}{w^k} \quad (A \in \mathbb{C}) & \text{if } d = -(l+1)k \text{ with } l \in \mathbb{Z}_+. \end{cases}$$

Moreover,  $R$  and  $A^k$  are independent of the choice of  $w$ . In particular,  $R$  is called the *residue* of the holomorphic  $k$ -differential at the pole of order  $k$ . A proof for the  $k = 2$  case is given in [Str84, §6]. We adapted that proof to establish a similar result for flat metrics in Lemma B.5 of Appendix B, from which the above normal

form follows. Indeed, the lemma provides a local coordinate  $w$  such that the flat metric  $|\phi(z)|^{\frac{2}{k}}|dz|^2$  underlying  $\phi(z)dz^k$  coincides with the flat metric underlying one of the above normal forms, hence  $\phi(z)dz^k$  expressed in  $w$  has the above normal form up to a unimodular constant factor, and one brings it to the normal form after multiplying  $w$  by a constant.

More important for our purpose is a geometric interpretation of the above normal form, as explained next. We consider a surface endowed with a holomorphic  $k$ -differential as a  $\frac{1}{k}$ -translation surface with singularities. Namely, away from the zeros of the  $k$ -differential, the surface admits local charts taking values in  $\mathbb{C}$  and transition maps being elements in the group

$$\text{Aut}(\mathbb{C}, dz^k) = \{z \mapsto e^{2m\pi i/k} z + b \mid m \in \mathbb{Z}, b \in \mathbb{C}\}$$

of automorphisms of  $\mathbb{C}$  preserving the  $k$ -differential  $dz^k$ . Such surfaces can be constructed by gluing one or several polygonal regions in  $\mathbb{C}$  along their sides through elements in  $\text{Aut}(\mathbb{C}, dz^k)$  and are particularly known as *translation surfaces* and *half-translation surfaces* when  $k = 1$  and  $2$ , respectively (see e.g. [Zor06]).

In particular, we refer to  $\frac{1}{k}$ -translation surfaces homeomorphic to  $\mathbb{S}^1 \times [0, 1)$  as  $\frac{1}{k}$ -translation ends. A  $\frac{1}{k}$ -translation end  $F$  is said to be *regular* if its underlying flat end is regular in the sense of Appendix B, which means  $F$  is conformally a punctured disk endowed with a nowhere vanishing holomorphic  $k$ -differential with a non-essential singularity at the puncture. The degree of the non-essential singularity is referred to as the degree of  $F$ . Two  $\frac{1}{k}$ -translation ends are called *equivalent* if they are isomorphic as  $\frac{1}{k}$ -translation surfaces after removing a compact subset from each of them.

Given a  $\frac{1}{k}$ -translation end  $F$ , the total boundary curvature  $\theta \in \mathbb{R}$  and holonomy translation  $t \geq 0$  of the underlying flat end discussed in Appendix B.2 are invariants of  $F$  under the equivalence relation. By the expressions of flat metrics with prescribed  $\theta$  and  $t$  given in the table from Appendix B.2, if  $F$  is regular with degree  $d$ , then its total boundary curvature is  $\theta = 2\pi(d + k)/k$ .

On the other hand, a complete set of conjugacy invariants for an element  $\sigma$  in  $\text{Aut}(\mathbb{C}, dz^k)$  is the rotation part  $\text{rot}(\sigma) \in Z_k := \{e^{2m\pi i/k} \mid m \in \mathbb{Z}\}$  together with the translation  $\text{tran}_k(\sigma)$ , where the latter takes values in the quotient  $\mathbb{C}/Z_k$  such that  $\text{tran}_k(z \mapsto z + h)$  is the image of  $h$  in the quotient while  $\text{tran}_k(\sigma) = 0$  if  $\text{rot}(\sigma)$  is nontrivial. While the rotation part of the holonomy of  $F$  is just  $e^{\theta i}$  as for flat ends (see Appendix B.2), the *holonomy translation*  $\tau(F) \in \mathbb{C}/Z_k$ , defined similarly as for flat ends, is another invariant of  $F$  under equivalence. The norm  $|\tau(F)|$  is the holonomy translation of the underlying flat end and can be nonzero only when  $\theta$  is an integer multiple of  $2\pi$ , or equivalently, when the degree  $d$  is divisible by  $k$ .

A geometric formulation of the above normal form (5.1) is:

**Proposition 5.1.** *The holonomy translation  $\tau \in \mathbb{C}/Z_k$  of a regular  $\frac{1}{k}$ -translation end of degree  $d$  fulfills the following restrictions:*

- $\tau = 0$  unless  $d \in \{-k, -2k, \dots\}$ ;
- $\tau \neq 0$  if  $d = -k$ .

*Given any  $d \in \mathbb{Z}$  and  $\tau \in \mathbb{C}/Z_k$  under these restrictions, up to equivalent, there exists a unique regular  $\frac{1}{k}$ -translation end of degree  $d$  with holonomy translation  $\tau$ .*

*Proof.* As in the table following Theorem B.4 in the appendix, one checks that if a regular  $\frac{1}{k}$ -translation end  $F$  of degree  $d$  is given by a holomorphic  $k$ -differential



with normal form (5.1), then the invariants  $R$  (when  $d = -k$ ) and  $A^k$  (when  $d = -(l+1)k$ ,  $l \in \mathbb{Z}_+$ ) in the normal form both equal  $(\frac{\tau(F)}{2\pi i})^k$ , while  $\tau(F) = 0$  if  $d \in \{-k, -2k, \dots\}$ . Therefore, the desired statements follow from the fact that every regular  $\frac{1}{k}$ -translation end can be brought to one given by a holomorphic  $k$ -differential in normal form.  $\square$

In summary, the degree  $d \in \mathbb{Z}$  and the holonomy translation  $\tau \in \mathbb{C}/Z_k$  form a complete set of invariants for regular  $\frac{1}{k}$ -translation ends under equivalence. While the normal form (5.1) provides realizations of prescribed invariants in an analytic manner as shown by the above proof, the models constructed in Appendix B.2, namely, cones, funnels, half-cylinders and grafted funnels, can be endowed with  $\frac{1}{k}$ -translation structures and yield geometric realizations. More precisely,

- around a pole of order  $k$ , a  $\frac{1}{k}$ -translation surface is locally a half-cylinder  $h\mathbb{H}/h\mathbb{Z}$ , i.e. the quotient of  $h\mathbb{H} = \{hz \mid \operatorname{Im}(z) \geq 0\}$  by the translation  $z \mapsto z + h$ , endowed with the  $k$ -differential  $dz^k$ ;
- around a pole of order  $n+k$  with  $n \in \mathbb{Z}_+$ , a  $\frac{1}{k}$ -translation surface is locally either a funnel of angle  $2\pi n/k$ , or a grafted funnel of angle  $2\pi l$  when  $n = kl$ ,  $l \in \mathbb{Z}_+$ , as shown by Figures B.1 and B.2 in the appendix.

Another model in the latter case is explained in the next section for later use.

**5.2. Model built of half-planes.** For applications in the next section and Chapter 6, we now assume  $k = 3$  and show that around a pole of order greater than 3, a  $\frac{1}{3}$ -translation surface is locally formed by one or several copies of the right half-plane  $\overline{\mathbb{H}} := \{z \in \mathbb{C} \mid \operatorname{Re}(z) \geq 0\}$  patched together through  $\frac{2\pi}{3}$ -rotations:

**Proposition 5.2.** *Let  $\phi(z)dz^3$  be a holomorphic cubic differential defined on a punctured neighborhood of  $z = 0$  with a pole of order  $d = n + 3 \geq 4$  at 0. Then there is a punctured closed neighborhood  $\overline{U}$  of 0 such that  $(\overline{U}, \phi(z)dz^3)$  is isomorphic to a  $\frac{1}{3}$ -translation surface obtained by assembling  $n$  copies of  $\overline{\mathbb{H}}$ , denoted by  $\overline{H}_1, \dots, \overline{H}_n$ , as in Figure 5.1.*

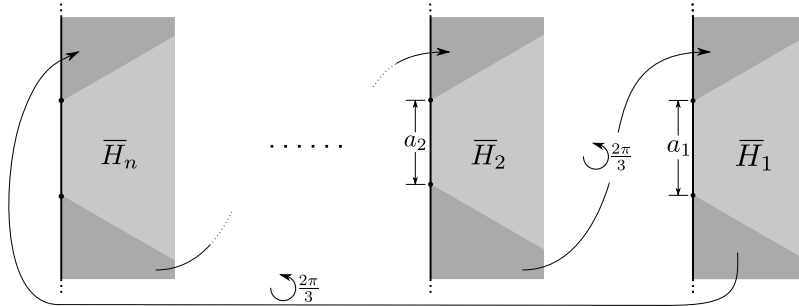


FIGURE 5.1. Assembling  $n$  copies of  $\overline{\mathbb{H}}$ : each  $\overline{H}_{i+1}$  is glued to  $\overline{H}_i$  (the indices are counted mod  $n$ ) by identifying the shaded region at the bottom of  $\overline{H}_{i+1}$  with the one at the top of  $\overline{H}_i$  through a map of the form  $z \mapsto e^{2\pi i/3}z + z_0$ . The distance  $a_i$  between the two shaded regions in each  $H_i$  is positive.

This generalizes the result of [DW15, Appendix A]. Here the overbars in the notations indicates that closed half-planes are considered.

*Proof.* We call the  $\frac{1}{3}$ -translation surface constructed in Figure 5.1 the *model end* with parameters  $a_1, \dots, a_n$  and denote it by  $M(a_1, \dots, a_n)$ . Let  $L(a) \subset \mathbb{C}$  denote the region in the first picture of Figure 5.2, which is bounded by a vertical line segment of length  $a$  and rays with slopes  $\pm\sqrt{3}$ , so that  $M(a_1, \dots, a_n)$  can be constructed alternatively by gluing together  $L(a_1), \dots, L(a_n)$  in a cyclic manner along their boundary rays, as the picture shows.

Model ends are regular  $\frac{1}{3}$ -translation ends because their underlying flat surfaces are complete, hence regular (see Lemma B.1). A model end with  $n$  parameters has total boundary curvature  $-2n\pi/3$ , hence degree  $-(n+3)$ . Thus, the proposition to be proved just states that every regular  $\frac{1}{3}$ -translation end of degree  $-(n+3)$  is equivalent to a model end with  $n$  parameters. By Proposition 5.1, if  $n$  is not divisible by 3 then this is immediate, while in the case  $n = 3l$  with  $l \in \mathbb{Z}_+$  we only need to show that for any  $\tau \in \mathbb{C}/Z_3$  there exists a model end with  $n$  parameters which has holonomy translation  $\tau$ . This can be constructed from the model end  $M(a, \dots, a)$  with  $n$  identical parameters through the following grafting operation: Choose  $h \in \mathbb{C}$  with  $\text{Im}(h) < 0$  projecting to  $\tau \in \mathbb{C}/Z_3$ . Take one of the  $n$  copies of  $L(a)$  in  $M(a, \dots, a)$ , choose a horizontal ray in it issuing from the vertical boundary segment, then replace the ray with the skew half-band  $B \subset \mathbb{C}$  bounded by the segment from 0 to  $h$  and the rays  $\mathbb{R}_{\geq 0}$  and  $h + \mathbb{R}_{\geq 0}$ . See the second picture in Figure 5.2. Since  $M(a, \dots, a)$  has zero holonomy translation, the resulting surface

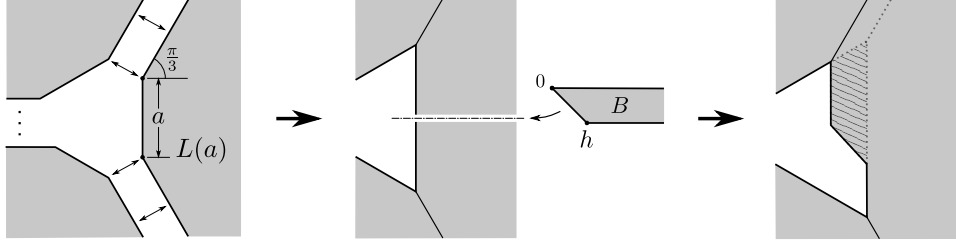


FIGURE 5.2. Construction of model ends from  $L(a)$  and grafting.

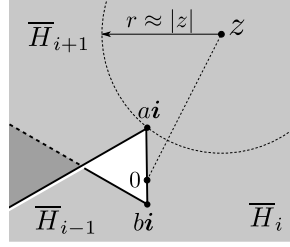
is a regular  $\frac{1}{k}$ -translation end with holonomy translation  $\tau$ . It becomes the desired model end after removing a trapezoid from it, as indicated in the last picture.  $\square$

Non-positively curved solutions to the vortex equation on  $(\Sigma, \phi)$  can be estimated on these half-planes:

**Corollary 5.3.** *Under the settings of Proposition 5.2, let  $g$  be a solution to the vortex equation on  $(\Sigma, \phi)$  with non-positive curvature. Then there are constants  $C, r_0 > 0$  such that for any given  $i \in \{1, \dots, n\}$ , if we write  $g = e^{u(z)}|dz|^2$  on  $\overline{H}_i \cong \overline{\mathbf{H}}$ , then*

$$0 \leq u(z) \leq C|z|^{\frac{1}{2}}e^{-\sqrt{6}|z|} \text{ for all } z \in \overline{H}_i, |z| \geq r_0.$$

*Proof.* Around  $\overline{H}_j$ ,  $(\Sigma, \phi)$  locally looks like Figure 5.3, from which it is clear that there is a constant  $c > 0$  only depending on the points  $ai, bi \in \partial H_j \cong i\mathbb{R}$  where  $\partial H_{i-1}$  and  $\partial H_{i+1}$  intersect  $\partial H_j$ , such that for every  $z \in \overline{H}_i$ , the disk of radius  $|z| - c$  centered at  $z$  (with respect to the flat metric  $|\phi|^{\frac{2}{3}}$ ) is contained in the union of all the half-planes. This disk can be identified with  $(\{\zeta \in \mathbb{C} \mid |\zeta| < |z| - c\}, d\zeta^3)$  with

FIGURE 5.3. The maximal disk centered at  $z \in \overline{H}_i \cong \overline{H}$  contained in  $\bigcup \overline{H}_i$ .

$z$  corresponding to  $\zeta = 0$ . Writing  $g = e^{w(\zeta)} |d\zeta|^2$  on the disk, Theorem 2.15 gives

$$0 \leq u(z) = w(0) \leq C'(|z| - c)^{\frac{1}{2}} e^{-\sqrt{6}(|z| - c)}$$

whenever  $|z| - c \geq r'_0$ , for some constants  $C', r'_0 > 0$ . The required inequality follows.  $\square$

*Remark 5.4.* A stronger estimate is given in [DW15, Theorem 5.7] with the upper bound  $C|z|^{-\frac{1}{2}} e^{-\sqrt{6}|z|}$ . However, the exponent of the  $|z|$ -factor is nonessential for our method in Sections 6.

**5.3. Bordification at poles of order greater than 3.** In this section, we fix a Riemann surface  $\Sigma$ , a puncture  $p$  of  $\Sigma$  and a holomorphic cubic differential  $\phi$  on  $\Sigma$  with a pole of order  $d = n + 3 \geq 4$  at  $p$ . Our goal is to construct the bordification  $\Sigma'$  of  $\Sigma$  in Part (1) of Theorem 1.5. We first introduce the following definitions:

- By a *geodesic ray* on  $(\Sigma, \phi)$ , we mean a unit-speed geodesic ray  $\gamma : [0, +\infty) \rightarrow \Sigma$  with respect to the flat metric  $|\phi|^{\frac{2}{3}}$  avoiding the zeros of  $\phi$ . Let  $\mathcal{G}_p$  denote the set of all geodesic rays tending to the puncture  $p$ .
- A geodesic ray  $\gamma$  is characterized by the property that  $\phi(\dot{\gamma})$  (the cubic differential  $\phi$  evaluated at each velocity vector  $\dot{\gamma}$ ) is a unimodular complex constant. If  $\phi(\dot{\gamma}) \equiv -1$ , we call  $\gamma$  a *negative ray*.
- A *quasi-sector* in  $(\Sigma, \phi)$  is an open set whose boundary consists of two geodesic rays together with a curve joining their endpoints. In particular, a *half-band* is an open set with closure isometric to the region in the Euclidean plane bounded by two parallel rays and the line segment joining their endpoints.
- Geodesic rays  $\alpha$  and  $\beta$  are said to be *coterminal* if they coincide up to a shift of parameter, i.e. if  $\alpha(t) = \beta(t + t_0)$  for some  $t_0 \in \mathbb{R}$  and all  $t \geq \max\{-t_0, 0\}$ . If  $\alpha$  and  $\beta$  are coterminal to the two boundary rays of a half-band, respectively, then they are said to be *parallel*.

With these definitions, we construct  $\Sigma'$  by specifying its boundary and topology as follows. First let “ $\sim$ ” denote the equivalence relation defined on  $\mathcal{G}_p$  as follows:

- if  $\alpha$  is negative,  $\alpha \sim \beta$  means  $\alpha$  is coterminal to  $\beta$ ;
- if  $\alpha$  is not negative,  $\alpha \sim \beta$  means  $\alpha$  and  $\beta$  are coterminal, respectively, to the two boundary rays of a quasi-sector not containing any negative ray.

Let  $\Sigma'$  be the disjoint union  $\Sigma \sqcup (\mathcal{G}_p / \sim)$  endowed with the topology generated by open subsets of  $\Sigma$  together with all subsets of  $\Sigma'$  of the form  $V \cup \partial_\infty V$ , where

- $V$  is a quasi-sector whose boundary rays are negative rays tending to  $p$ ;
- $\partial_\infty V$  is the subset of  $\mathcal{G}_p / \sim$  given by all geodesic rays contained in  $V$ .

**Proposition 5.5.**  $\Sigma'$  is a bordification of  $\Sigma$  at  $p$  in the sense of Section 4.3. It has the following properties:

- (1) Every  $\gamma \in \mathcal{G}_p$ , viewed as a path on  $\Sigma$ , converges in  $\Sigma'$  to the point  $[\gamma] \in \mathcal{G}_p / \sim = \partial\Sigma'$  represented by  $\gamma$  itself.
- (2) The set  $\Lambda := \{[\gamma] \mid \gamma \in \mathcal{G}_p \text{ is not negative}\}$  has  $n$  points.
- (3) Given negative rays  $\alpha, \beta \in \mathcal{G}_p$ , their limits  $[\alpha], [\beta] \in \partial\Sigma' \setminus \Lambda$  are in the same connected component of  $\partial\Sigma' \setminus \Lambda$  if and only if  $\alpha$  and  $\beta$  are parallel.

The proof is given in the next section. We call  $\Sigma'$  the *negative ray bordification* of  $\Sigma$  at  $p$  because its boundary points, with the  $n$  exceptions from  $\Lambda$ , correspond to negative rays tending to  $p$ . By the last property in the proposition above, every connected component of  $\partial\Sigma' \setminus \Lambda$  carries a natural metric isometric to the real line, given by specifying the distance between  $[\alpha]$  and  $[\beta]$  to be the width of a half-band whose boundary rays are coterminal to  $\alpha$  and  $\beta$ . Note that this might not be the plain distance between the rays  $\alpha$  and  $\beta$ , as they can start from the same point but still be parallel with positive distance.

The negative ray bordification  $\mathbb{C}'$  of  $(\mathbb{C}, dz^3)$  at  $\infty$  (which is actually a compactification) is essentially so defined that the projectivized Tîţea affine sphere embedding  $\delta_0 : \mathbb{C} \xrightarrow{\sim} \Delta \subset \mathbb{RP}^2$  (see Section 3.4) extends to a homeomorphism from  $\mathbb{C}'$  to the closed triangle  $\overline{\Delta}$ , as explained below.

**Example 5.6.** The cubic differential  $dz^3$  on  $\mathbb{C}$  has a pole of order 6 at  $\infty$ . The set  $\mathcal{G} = \mathcal{G}_\infty$  of geodesic rays tending to  $\infty$  consists of all geodesic rays

$$\gamma_{z,v} : [0, +\infty) \rightarrow \mathbb{C}, \quad \gamma_{z,v}(t) := z + vt,$$

where  $v \in \mathbb{S}^1 := \{v \in \mathbb{C} \mid |v| = 1\}$ . By definition,

- $\gamma_{z,v}$  is negative if  $v^3 = -1$ , namely, if  $v = e^{\pm\pi i/3}$  or  $-1$ ;
- $\gamma_{z,v}$  is non-negative if  $v^3 \neq -1$ . Two non-negative rays  $\gamma_{z,v}$  and  $\gamma_{z',v'}$  are  $\sim$ -equivalent if and only if  $v$  and  $v'$  are in the same connected component of  $\mathbb{S}^1 \setminus \{v \in \mathbb{C} \mid v^3 = -1\}$ .

In Figure 5.4, a schematic picture of the quotient set  $\partial_\infty \mathbb{C} := \mathcal{G} / \sim$  is shown on the left. Here, given  $v \in \mathbb{S}^1$  with  $v^3 \neq -1$ , we let  $\partial_\infty^{(v)} \mathbb{C}$  denote the point in  $\partial_\infty \mathbb{C}$  represented by any  $\gamma_{z,v}$ , so that

$$\Lambda := \{[\gamma] \in \partial_\infty \mathbb{C} \mid \gamma \in \mathcal{G} \text{ is non-negative}\} = \{\partial_\infty^{(1)} \mathbb{C}, \partial_\infty^{(\omega)} \mathbb{C}, \partial_\infty^{(\omega^2)} \mathbb{C}\},$$

where  $\omega = e^{2\pi i/3}$ . On the other hand, if  $v^3 = -1$ , we denote

$$\partial_\infty^{(v)} \mathbb{C} := \{[\gamma_{z,v}] \in \partial_\infty \mathbb{C} \mid z \in \mathbb{C}\},$$

which can be identified with the real line, with points in one-to-one correspondence with coterminal classes of negative rays in the direction  $v$ . Indeed, we have a parametrization

$$(5.2) \quad \mathbb{R} \rightarrow \partial_\infty^{(v)} \mathbb{C}, \quad s \mapsto [\gamma_{isv,v}(t)].$$

Using the coordinate expression of the projectivized Tîţea affine sphere embedding (see Section 3.4)

$$\begin{aligned} \delta_0 : \mathbb{C} &\xrightarrow{\sim} \Delta = \{[x_1 : x_2 : x_3] \mid x_i > 0\} \subset \mathbb{RP}^2 \\ \delta_0(z) &= [e^{\sqrt{2} \operatorname{Re}(z)} : e^{\sqrt{2} \operatorname{Re}(\omega^2 z)} : e^{\sqrt{2} \operatorname{Re}(\omega z)}], \end{aligned}$$

one checks that for any  $z \in \mathbb{C}$  and  $v \in \mathbb{S}^1$  with  $v^3 \neq -1$ ,

$$\lim_{t \rightarrow +\infty} \delta_0(\gamma_{z,v}(t)) = \begin{cases} [1 : 0 : 0] & \text{if } \arg(v) \in (-\frac{\pi}{3}, \frac{\pi}{3}) \\ [0 : 1 : 0] & \text{if } \arg(v) \in (\frac{\pi}{3}, \pi) \\ [0 : 0 : 1] & \text{if } \arg(v) \in (\pi, \frac{5\pi}{3}) \end{cases}$$

Namely, when  $[\gamma] \in \Lambda$ , the limit of  $\delta_0(\gamma(t))$  is a vertex of the triangle  $\Delta$ . On the other hand,  $\delta_0$  maps every line in the direction  $-1$  (resp.  $e^{-\pi i/3}$ ,  $e^{\pi i/3}$ ) to a line in  $\Delta$  issuing from  $[1 : 0 : 0]$  (resp.  $[0 : 1 : 0]$ ,  $[0 : 0 : 1]$ ), see Figure 1.1. More specifically, we have

$$(5.3) \quad \lim_{t \rightarrow +\infty} \delta_0(\gamma_{isv,v}(t)) = \begin{cases} [1 : e^{\sqrt{6}s} : 0] & \text{if } v = e^{\pi i/3} \\ [0 : 1 : e^{\sqrt{6}s}] & \text{if } v = -1 \\ [e^{\sqrt{6}s} : 0 : 1] & \text{if } v = e^{5\pi i/3} \end{cases}$$

Namely, when  $[\gamma]$  runs over each of the three lines  $\partial_\infty^{(v)}\mathbb{C}$  with  $v^3 = -1$ , the limit runs over a corresponding edge of  $\Delta$ . As a result, we get a natural bijective extension of  $\delta_0$  from  $\mathbb{C}$  to  $\mathbb{C}' = \mathbb{C} \sqcup \partial_\infty\mathbb{C}$ , defined by

$$\bar{\delta}_0 : \mathbb{C}' \rightarrow \bar{\Delta}, \quad \bar{\delta}_0|_{\mathbb{C}} := \delta_0, \quad \bar{\delta}_0([\gamma]) := \lim_{t \rightarrow +\infty} \delta_0(\gamma(t)) \text{ for all } \gamma \in \mathcal{G}.$$

See Figure 5.4. Proposition 5.5 in this case is implied by the following continuity property of the extension:

**Lemma 5.7.** *The map  $\bar{\delta}_0$  is a homeomorphism.*

*Proof.* The topology defined on  $\mathbb{C}'$  is clearly Hausdorff. Since a continuous bijection from a compact space to a Hausdorff space is a homeomorphism, we only need to show that the inverse map  $\bar{\delta}_0^{-1}$  is continuous, or equivalently,  $\bar{\delta}_0$  maps every  $V \cup \partial_\infty V \subset \mathbb{C}'$  described in the paragraph preceding Proposition 5.5 to an open subset of  $\bar{\Delta}$ . Since modifying  $V$  within a bounded set of  $\mathbb{C}$  does not effect the latter statement, we may suppose that  $V \subset \mathbb{C}$  is either an angular region or a half-band bounded by negative geodesics, typical examples of which are shown as  $V_1$  and  $V_2$  in Figure 5.4. By virtue of the fact that  $\delta_0$  maps every negative geodesic to a

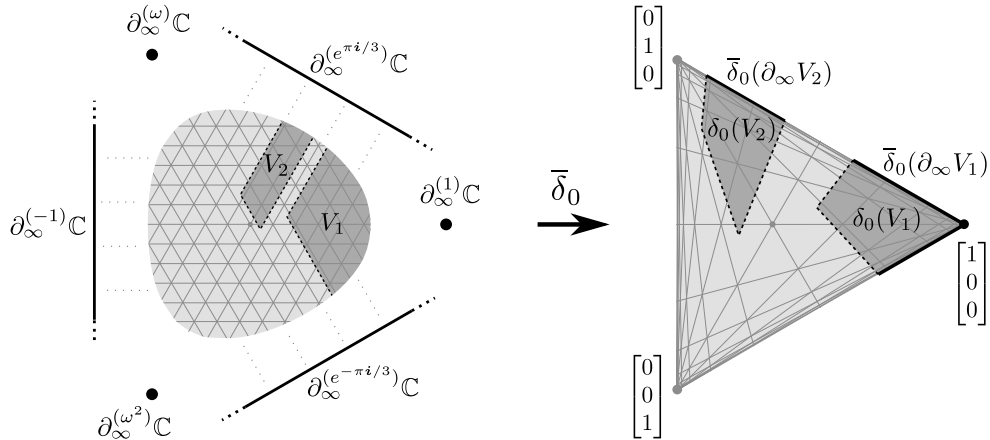


FIGURE 5.4. The compactification  $\mathbb{C}'$  and the proof of Lemma 5.7.

line in  $\Delta$  with the limit behavior computed above,  $\bar{\delta}_0(V \cup \partial_\infty V)$  is formed by the region  $\delta_0(V) \subset \Delta$  bounded by lines together with the open boundary part of the region, as shown by the second picture in Figure 5.4. So  $\bar{\delta}_0(V \cup \partial_\infty V)$  is open, as required.  $\square$

The extension  $\bar{\delta}_0$  has the property that it preserves boundary metrics. Indeed, each  $\partial_\infty^{(v)}\mathbb{C}$  with  $v^3 = -1$  is a connected component of  $\partial_\infty\mathbb{C} \setminus \Lambda$  and the parametrization (5.2) is isometric with respect to the metric defined in the paragraph following Proposition 5.5. On the other hand, every open line segment  $I \subset \mathbb{RP}^1 \subset \mathbb{RP}^2$  with endpoints  $a \neq b$  carries a metric given by logarithm of cross-ratio (see Section 4.2). If we consider the rescaled metric

$$d_I(x, y) := \frac{1}{\sqrt{6}} |\log[a, x, y, b]| \quad \text{for all } x, y \in I,$$

then, using the limit expressions (5.3), one checks that  $\bar{\delta}_0$  restricts to an isometry from  $\partial_\infty^{(v)}\mathbb{C}$  to an open edge  $I$  of  $\Delta$  equipped with the metric  $d_I$ .

**5.4. Bordified half-plane and proof of Proposition 5.5.** Let  $\mathbf{H}'$  denote the open subset of  $\mathbb{C}'$  formed by the right half-plane  $\mathbf{H} = \{z \in \mathbb{C} \mid \operatorname{Re}(z) > 0\}$  and the boundary part

$$\partial_\infty \mathbf{H} := \partial_\infty^{(e^{\pi i/3})}\mathbb{C} \cup \{\partial_\infty^{(1)}\mathbb{C}\} \cup \partial_\infty^{(e^{-\pi i/3})}\mathbb{C} \subset \partial_\infty \mathbb{C}.$$

The homeomorphism  $\bar{\delta}_0 : \mathbb{C}' \rightarrow \bar{\Delta}$  maps  $\mathbf{H}'$  to an open subset of the closed triangle  $\bar{\Delta}$ , sending  $\partial_\infty^{(e^{\pi i/3})}\mathbb{C}$  and  $\partial_\infty^{(e^{-\pi i/3})}\mathbb{C}$  isometrically to the open edges

$$I_+ := \{[1 : a : 0] \mid a > 0\}, \quad I_- := \{[a : 0 : 1] \mid a > 0\}$$

of the triangle, respectively, and sending the point  $\partial_\infty^{(1)}\mathbb{C}$  to the vertex  $[1 : 0 : 0]$ . In order to prove proposition 5.5, we shall show that the local model of  $(\Sigma, \phi)$  around  $p$  formed by  $n$  copies of  $\mathbf{H}$  (see Proposition 5.2) extends to a local model of  $\Sigma'$  around the boundary formed by  $n$  copies of the bordified half-plane  $\mathbf{H}'$ . In particular, this provides  $\Sigma'$  with manifold charts.

*Proof of Proposition 5.5.* By Proposition 5.2, a closed neighborhood of  $p$  is formed by the half-planes  $\bar{H}_1, \dots, \bar{H}_n$ . We view every geodesic ray in  $\bar{H}_j$ , which has the form  $\gamma_{z,v} : [0, +\infty) \rightarrow \bar{\mathbf{H}} \cong \bar{H}_j$  with  $z \in \bar{\mathbf{H}}$ ,  $\arg(v) \in [-\pi, \pi]$  (see Example 5.6 for the notation), as an element of  $\mathcal{G}_p$ . Conversely, one sees from the gluing pattern of the half-planes that every  $\gamma \in \mathcal{G}_p$  is coterminal to a ray  $\gamma_{z,v}$  in some  $H_j$  with  $\arg(v) \in (-\frac{\pi}{3}, \frac{\pi}{3}]$ .

To each  $H_j$  is associated a subset  $\partial_\infty H_j$  of  $\mathcal{G}_p / \sim$  similar to the set  $\partial_\infty \mathbf{H} \subset \partial_\infty \mathbb{C}$  defined above. Namely, let  $\partial_\infty^\pm H_j$  (resp.  $\partial_\infty^{(1)} H_j$ ) denote the subset (resp. the point) in  $\mathcal{G}_p / \sim$  given by the rays  $\gamma_{z,v}$  in  $H_j$  with  $v = e^{\pm \pi i/3}$  (resp.  $v = 1$ ). We then put

$$\partial_\infty H_j := \partial_\infty^+ H_j \cup \partial_\infty^{(1)} H_j \cup \partial_\infty^- H_j, \quad H'_j := H_j \cup \partial_\infty H_j.$$

By definition of the topology on  $\Sigma'$ ,  $H'_j$  is open in  $\Sigma'$  because it is the union of all subsets of the form  $V \cup \partial_\infty V$ , where  $V \subset H_j$  is a translation of the open sector in  $H_j$  bounded by  $\gamma_{0, e^{\pi i/3}}$  and  $\gamma_{0, e^{-\pi i/3}}$ . The definition of the topology also implies that the obvious identification between  $H'_j$  and the bordified half-plane  $\mathbf{H}' = \mathbf{H} \cup \partial_\infty \mathbf{H}$  is a homeomorphism.



Thus,  $H'_1, \dots, H'_n$  form an open covering of a neighborhood of  $\mathcal{G}_p / \sim$ . Since  $H'_j$  is homeomorphic through  $\bar{\delta}_0$  to the open subset  $\bar{\delta}_0(\mathbf{H}')$  of  $\bar{\Delta}$ , which is in turn homeomorphic to a closed half-plane,  $\Sigma'$  is a topological manifold with boundary.

To show that the boundary  $\partial\Sigma' = \mathcal{G}_p / \sim = \bigcup_{j=1}^n \partial_\infty H_j$  is homeomorphic to a circle, note that on one hand, each  $H'_j \cong \mathbf{H}'$  is assembled with  $H'_{j+1} \cong \mathbf{H}'$  through the self-homeomorphism of  $\mathbb{C}'$  induced by an automorphism of  $(\mathbb{C}, dz^3)$  of the form  $z \mapsto e^{2\pi i/3} z + z_0$ , which sends the boundary part  $\partial_\infty^- H_{j+1} \cong \partial_\infty^{(e^{-\pi i/3})} \mathbb{C}$  to  $\partial_\infty^+ H_j \cong \partial_\infty^{(e^{\pi i/3})} \mathbb{C}$ ; on the other hand,  $\partial_\infty H_j$  is topologically identified through  $\bar{\delta}_0$  with the “V shape” on the boundary of  $\Delta$  formed by the open edges  $I_\pm$  and the vertex  $[1 : 0 : 0]$ , with  $\partial_\infty^\pm H_j$  corresponding to  $I_\pm$ . Therefore,  $\partial\Sigma'$  is topologically the 1-manifold obtained by assembling  $n$  copies of the V shape in such a way that the  $I_+$ -part in each copy is glued with the  $I_-$ -part in the next copy by a rotation. Thus,  $\partial\Sigma'$  is a circle.

Property (1) in the statement of the proposition is clear from definition. Therefore,  $\Sigma'$  is a bordification of  $\Sigma$  at  $p$  in the sense of Section 4.3. A geodesic ray  $\gamma \in \mathcal{G}_p$  is non-negative if and only if  $\gamma$  is coterminal to some  $\gamma_{z,v}$  in  $H_j$  with  $\arg(v) \in (-\frac{\pi}{3}, \frac{\pi}{3})$ , which implies  $[\gamma] = \partial_\infty^{(0)} H_j$ . So the set  $\Lambda \subset \partial\Sigma'$  given by non-negative rays meets each  $H'_j$  exactly at the point  $\partial_\infty^{(0)} H_j$ , whence Property (2). Finally,  $\alpha, \beta \in \mathcal{G}_p$  are parallel negative rays if and only if they are coterminal to rays in the same  $H_j$  with direction  $v = e^{\pi i/3}$ , which means  $[\alpha]$  and  $[\beta]$  both belong to the connected component  $\partial_\infty^+ H_j$  of  $\partial\Sigma' \setminus \Lambda$ . This proves Property (3) and completes the proof of the proposition.  $\square$

**5.5. Third order poles.** Assuming that  $\phi$  has a pole of order 3 at a puncture  $p$  of  $\Sigma$ , we construct in this section negative ray bordifications  $\Sigma'$  of  $\Sigma$  at  $p$  similar to the case of higher order poles, which is used in Part (2) of Theorem 1.5. Instead of defining  $\Sigma'$  abstractly as in Proposition 5.5, it is more convenient in this case to give a local model of  $\Sigma'$  directly in the spirit of Section 5.4.

At the end of Section 5.1, we identified a neighborhood of  $p$  with the half-cylinder  $h\mathbb{H}/h\mathbb{Z}$  equipped with the cubic differential  $dz^3$ . One checks that the conformal bijection  $z \mapsto w = \exp(\frac{2\pi i}{h} z)$  from  $h\mathbb{H}/h\mathbb{Z}$  to the punctured disk  $\{0 < |w| \leq 1\}$  sends  $dz^3$  to  $(\frac{h}{2\pi i})^3 \frac{dw^3}{w^3}$ . Therefore, the residue of  $\phi$  at  $p$  is  $R = (\frac{h}{2\pi i})^3$ . There are three cases:

- (a)  $\operatorname{Re}(R) > 0$ . In this case  $\arg(h) \in (-\frac{\pi}{3}, 0) \cup (\frac{\pi}{3}, \frac{2\pi}{3}) \cup (\pi, \frac{4\pi}{3})$ , so  $h\mathbb{H}$  contains a single cubic root of  $-1$ , which lies in the open half-plane  $h\mathbb{H}$ .
- (b)  $\operatorname{Re}(R) = 0$ . In this case  $\arg(h)$  is a multiple of  $\frac{\pi}{3}$ , so there is a cubic root of  $-1$  in  $h\mathbb{H}$  and another on the boundary  $h\mathbb{R}$ .
- (c)  $\operatorname{Re}(R) < 0$ . In this case  $\arg(h) \in (-\frac{2\pi}{3}, -\frac{\pi}{3}) \cup (0, \frac{\pi}{3}) \cup (\frac{2\pi}{3}, \pi)$ , so  $h\mathbb{H}$  contains two cubic roots of  $-1$ .

In any case, given a cubic root  $v$  of  $-1$  contained in  $h\mathbb{H}$ , the union of  $h\mathbb{H}$  with the open interval  $\partial_\infty^{(v)} \mathbb{C}$  in  $\partial_\infty \mathbb{C}$  is an open subset of  $\mathbb{C}'$ , while the translation  $z \mapsto z + h$  of  $h\mathbb{H}$  extends to a self-homeomorphism of the union. In terms of the isometric parametrization  $\partial_\infty^{(v)} \mathbb{C} \cong \mathbb{R}$  (see (5.2) and the end of Section 5.3), the extension is a translation on  $\partial_\infty^{(v)} \mathbb{C}$  with translation length  $|\operatorname{Im}(h\bar{v})| = h \sin(\theta)$ , where  $\theta \in (0, \frac{\pi}{2}]$  is the angle from the ray  $v\mathbb{R}_{\geq 0}$  to the line  $h\mathbb{R}$ . By an abuse of notation, we let  $\partial_\infty^{(v)} \mathbb{C}/h\mathbb{Z}$  denote the quotient of  $\partial_\infty^{(v)} \mathbb{C}$  by the translation and let  $(h\mathbb{H} \cup \partial_\infty^{(v)} \mathbb{C})/h\mathbb{Z}$  denote the

quotient of the union, which is a topologically a half-open cylinder with boundary circle  $\partial_\infty^{(v)}\mathbb{C}/h\mathbb{Z}$ .

In summary, for each  $v \in h\mathbb{H}$  with  $v^3 = -1$ , we obtained a bordification of the half-cylinder  $h\mathbb{H}/h\mathbb{Z}$  by attaching to it the circle  $\partial_\infty^{(v)}\mathbb{C}/h\mathbb{Z}$ . This allows us to define a bordification  $\Sigma'$  of  $\Sigma$  at  $p$  by putting

$$\Sigma' := \Sigma \sqcup (\partial_\infty^{(v)}\mathbb{C}/h\mathbb{Z})$$

as a set and endowing it with a topology such that both  $\Sigma$  and  $(h\mathbb{H} \cup \partial_\infty^{(v)}\mathbb{C})/h\mathbb{Z} = (h\mathbb{H}/h\mathbb{Z}) \cup (\partial_\infty^{(v)}\mathbb{C}/h\mathbb{Z}) \subset \Sigma'$  are open subspaces. We still call  $\Sigma'$  the *negative ray bordification* of  $\Sigma$  at  $p$  associated to  $v$ . The boundary  $\partial\Sigma' = \partial_\infty^{(v)}\mathbb{C}/h\mathbb{Z}$  inherits a metric from  $\partial_\infty^{(v)}\mathbb{C}$  with perimeter  $|\operatorname{Im}(h\bar{v})|$ .

## 6. $\mathbb{RP}^2$ -STRUCTURE AROUND HIGHER ORDER POLES

In this chapter, we prove Theorem 1.5 on extensibility of convex  $\mathbb{RP}^2$ -structures to the negative ray bordifications defined in Chapter 5.

**6.1. Reduction to statements on half-planes.** Let  $\Sigma$  be a Riemann surface endowed with a holomorphic cubic differential  $\phi$  with a pole of order  $d \geq 3$  at a puncture  $p$  of  $\Sigma$ . Let  $g$  be the complete solution to the vortex equation on  $\Sigma$  given by Theorem 2.11 and  $\iota : \tilde{\Sigma} \rightarrow \mathbb{R}^3$  be an equivariant affine spherical immersion with Blaschke metric  $g$  and normalized Pick differential  $\phi$  (see Sections 3.1 and 3.2). To prove Theorem 1.5, we need to extend the convex  $\mathbb{RP}^2$ -structure  $X = X(g, \phi)$ , given by the developing map  $\mathbb{P} \circ \iota$  (where  $\mathbb{P} : \mathbb{R}^3 \setminus \{0\} \rightarrow \mathbb{RP}^2$  is the projectivization), to the negative ray bordification  $\Sigma'$  constructed in Sections 5.3 and 5.5.

In the case  $d = n + 3 \geq 4$ , a neighborhood of  $p$  is covered by  $n$  copies  $H_1, \dots, H_n$  of the right half-plane  $\mathbf{H} = \{z \in \mathbb{C} \mid \operatorname{Re}(z) > 0\}$  with the cubic differential  $dz^3$  (see Section 5.2). Writing  $g = e^{u(z)}|dz|^2$  on  $H_j \cong \mathbf{H}$ , by Corollary 5.3, we have  $0 \leq u(z) \leq C|z|^{\frac{1}{2}}e^{-\sqrt{6}|z|}$  for all  $z \in \mathbf{H}$  with  $|z| \geq r$ , where  $C, r > 0$  are constants.

As shown in the proof of Proposition 5.5, we can attach to each  $H_j$  an open interval  $\partial_\infty H_j$  of the boundary  $\partial\Sigma'$  to form an open covering  $(H'_j)_{j=1, \dots, n}$  of a neighborhood of  $\partial\Sigma'$  in  $\Sigma'$ . Each  $\partial_\infty H_j$  is separated by a marked point  $\partial_\infty^{(1)} H_j = \Lambda \cap \partial_\infty H_j$  into sub-intervals  $\partial_\infty^+ H_j$  and  $\partial_\infty^- H_j$ , such that each  $\partial_\infty^+ H_j = \partial_\infty^- H_{j+1}$  (the indices are counted mod  $n$ ) is a connected component of  $\partial\Sigma' \setminus \Lambda$  and carries the metric given by parallel distance of negative rays.

The identification  $H_j \cong \mathbf{H}$  extends to one between  $H'_j = H_j \cup \partial_\infty H_j$  and the subset  $\mathbf{H}' = \mathbf{H} \cup \partial_\infty \mathbf{H}$  of the negative ray compactification  $\mathbb{C}'$  of  $\mathbb{C}$  (see Section 5.3), identifying  $\partial_\infty^\pm H_j$  isometrically with  $\partial_\infty^{(e^{\pm\pi i/3})}\mathbb{C} \subset \partial_\infty \mathbf{H} \subset \partial_\infty \mathbb{C}$ . Therefore, Part (1) of Theorem 1.5 is a consequence of the following local result applied to each  $H_j$ :

**Proposition 6.1.** *Let  $g = e^u|dz|^2$  be a solution to Wang's equation on  $(\mathbf{H}, dz^3)$  satisfying*

$$0 \leq u(z) \leq C|z|^\alpha e^{-\sqrt{6}|z|} \text{ for all } z \in \mathbf{H}, |z| \geq r,$$

*for some constants  $\alpha, C, r > 0$  and let  $\iota : \mathbf{H} \rightarrow \mathbb{R}^3$  be an affine spherical immersion with Blaschke metric  $g$  and normalized Pick differential  $dz^3$ . Assume the projectivized immersion  $\delta := \mathbb{P} \circ \iota : \mathbf{H} \rightarrow \mathbb{RP}^2$  is injective. Then  $\delta$  extends to a continuous injection defined on  $\mathbf{H} \cup \partial_\infty \mathbf{H} \subset \mathbb{C}'$  sending  $\partial_\infty^{(e^{\pi i/3})}\mathbb{C}$  and  $\partial_\infty^{(e^{-\pi i/3})}\mathbb{C}$  isometrically to open line*

segments not collinear to each other, where each open line segment  $I \subset \mathbb{RP}^1 \subset \mathbb{RP}^2$  with endpoints  $a, b \in \mathbb{RP}^1$  is equipped with the metric given by cross-ratio (see Sections 4.2)

$$d_I(x, y) := \frac{1}{\sqrt{6}} |\log[a, x, y, b]| \text{ for all } x, y \in I.$$

In the case  $d = 3$ , a neighborhood of  $p$  is identified with the quotient  $h\mathbb{H}/h\mathbb{Z}$  endowed with the cubic differential  $dz^3$ , where  $h \in \mathbb{C}^*$  is related to the residue  $R$  of  $\phi$  at  $p$  by  $R = \left(\frac{h}{2\pi i}\right)^3$  (see Sections 5.1 and 5.5). Assuming  $g = e^{u(z)}|dz|^2$  on  $h\mathbb{H}/h\mathbb{Z}$ , where  $u$  is a function on  $h\mathbb{H}$  satisfying  $u(z+h) = u(z)$ , the upper bound estimates on  $u$  developed in Section 2.5 only provides the weaker upper bound  $u(z) \leq C|l(z)|^{\frac{1}{2}}e^{-\sqrt{6}l(z)}$ , where  $l(z) = \text{Im}(|h|h^{-1}z)$  is the distance from  $z$  to the boundary  $h\mathbb{R}$  of the half-plane. As a result, when  $z$  goes to infinity along a ray  $t \mapsto tv$ , the smaller the angle from the ray to  $h\mathbb{R}$ , the weaker the decay exponent of  $u(tv)$  with respect to  $t$ . When  $v^3 = -1$  and the angle is bigger than  $\arcsin(\frac{\sqrt{3}}{4}) \approx 0.14\pi$ , we show in the next proposition that  $\delta = \mathbb{P} \circ \iota : h\mathbb{H} \rightarrow \mathbb{RP}^2$  extends to an injective continuous map  $\bar{\delta}$  defined on the open subset  $h\mathbb{H} \cup \partial_\infty^{(v)}\mathbb{C}$  of  $\mathbb{C}'$ , sending the open interval  $\partial_\infty^{(v)}\mathbb{C}$  of  $\partial_\infty\mathbb{C}$  to an open line segment  $I \subset \mathbb{RP}^2$ . Note that this implies when  $\zeta \in \partial_\infty^{(v)}\mathbb{C}$  tends to the endpoints  $\partial_\infty^{(e^{\frac{\pi i}{3}}v)}\mathbb{C}$  and  $\partial_\infty^{(e^{-\frac{\pi i}{3}}v)}\mathbb{C}$  of  $\partial_\infty^{(v)}\mathbb{C}$  (see Section 5.3), the image  $\bar{\delta}(\zeta)$  tends to the two endpoints of  $I$ , respectively.

**Proposition 6.2.** *Let  $g = e^{u(z)}|dz|^2$  be a solution to Wang's equation on  $(h\mathbb{H}, dz^3)$  with  $u \geq 0$  and  $\iota : h\mathbb{H} \rightarrow \mathbb{R}^3$  be an affine spherical immersion with Blaschke metric  $g$  and normalized Pick differential  $dz^3$ . Assume  $\delta := \mathbb{P} \circ \iota : h\mathbb{H} \rightarrow \mathbb{RP}^2$  is injective. Let  $v \in h\mathbb{H}$  be such that  $v^3 = -1$  and the distance from  $v$  to the boundary  $h\mathbb{R}$  of  $h\mathbb{H}$  is greater than  $\frac{\sqrt{3}}{4}$ . Then  $\delta$  extends to an injective continuous map  $\bar{\delta}$  from the open subset  $h\mathbb{H} \cup \partial_\infty^{(v)}\mathbb{C}$  of  $\mathbb{C}'$  to  $\mathbb{RP}^2$ , sending  $\partial_\infty^{(v)}\mathbb{C}$  isometrically to an open line segment  $I \subset \mathbb{RP}^2$  equipped with the metric  $d_I$  defined in Proposition 6.1.*

*If  $u$  further satisfies  $u(z) = u(z+h)$  for all  $z \in h\mathbb{H}$ , then there is a unique  $H \in \text{SL}(3, \mathbb{R})$  such that  $\iota(z+h) = H(\iota(z))$  for all  $z \in h\mathbb{H}$ . The action of  $H$  on  $\mathbb{RP}^2$  preserves  $I$  and fixes the endpoints of  $I$ . Let  $x^+$  and  $x^-$  be the endpoint of  $I$  which are the limit of  $\bar{\delta}(\zeta)$  as  $\zeta \in \partial_\infty^{(v)}\mathbb{C}$  tends to  $\partial_\infty^{(e^{\frac{\pi i}{3}}v)}\mathbb{C}$  and  $\partial_\infty^{(e^{-\frac{\pi i}{3}}v)}\mathbb{C}$ , respectively. Then the eigenvalue of  $H$  at  $x^\pm$  is  $e^{\sqrt{2}\text{Re}(e^{\frac{\pi i}{3}}v^{-1}h)}$ .*

We deduce Part (2) of Theorem 1.5 from Proposition 6.2:

*Proof of Theorem 1.5 (2) assuming Proposition 6.2.* Identify a neighborhood of the pole with the half-cylinder  $h\mathbb{H}/h\mathbb{Z}$  as above. The three rays  $v\mathbb{R}_{\geq 0}$  with  $v^3 = -1$  have angle  $\frac{2\pi}{3}$  with respect to each other, so for at least one  $v$  the ray is contained in  $h\mathbb{H}$  and form an angle at least  $\frac{\pi}{6}$  from  $h\mathbb{R}$ . The distance from such a  $v$  to  $h\mathbb{R}$  is at least  $\sin(\frac{\pi}{6}) = \frac{1}{2} > \frac{\sqrt{3}}{4}$ , verifying the hypothesis in Proposition 6.2. The negative ray bordification of  $\Sigma$  associated to this  $v$  is  $\Sigma' = \Sigma \cup (\partial_\infty^{(v)}\mathbb{C}/h\mathbb{Z})$ , with  $(h\mathbb{H} \cup \partial_\infty^{(v)}\mathbb{C})/h\mathbb{Z}$  being a neighborhood of the boundary  $\partial\Sigma' = \partial_\infty^{(v)}\mathbb{C}/h\mathbb{Z}$  (see Section 5.5). Proposition 6.2 provides an extension of charts of  $X$  to this neighborhood, mapping the boundary part to a line segment, hence yields the required extended convex  $\mathbb{RP}^2$ -structure  $X'$ , with boundary holonomy given by  $H$ .

Since  $e^{\frac{\pi i}{3}}v^{-1}$  and  $e^{-\frac{\pi i}{3}}v^{-1}$  are different cubic roots of unity, the last statement in Proposition 6.2 implies that the three eigenvalues of  $H$  are  $e^{\sqrt{2}\text{Re}(h)}$ ,  $e^{\sqrt{2}\text{Re}(\omega h)}$  and

$e^{\sqrt{2}\operatorname{Re}(\omega^2 h)}$  (where  $\omega = e^{2\pi i/3}$ ). These are exactly the values claimed in Theorem 1.3, because by the relation  $R = \left(\frac{h}{2\pi i}\right)^3$ , the cubic roots of  $R$  are  $\frac{h}{2\pi i}$ ,  $\frac{\omega h}{2\pi i}$  and  $\frac{\omega^2 h}{2\pi i}$ . These eigenvalues are distinct if and only if  $h^3 \neq \pm 1$ , or equivalently,  $\operatorname{Re}(R) \neq 0$ .

It is elementary to check, for  $v = e^{\frac{\pi i}{3}}$ ,  $-1$  and  $e^{-\frac{\pi i}{3}}$  respectively, that if  $\operatorname{Re}(R) > 0$ , or equivalently, if  $\arg(h) \in (-\frac{\pi}{3}, 0) \cup (\frac{\pi}{3}, \frac{2\pi}{3}) \cup (\pi, \frac{4\pi}{3})$ , then the eigenvalues  $e^{\sqrt{2}\operatorname{Re}(e^{-\frac{\pi i}{3}} v^{-1} h)}$  and  $e^{\sqrt{2}\operatorname{Re}(e^{\frac{\pi i}{3}} v^{-1} h)}$  of  $H$  at  $x^+$  and  $x^-$  are the biggest and smallest eigenvalues; whereas if  $\operatorname{Re}(R) < 0$ , or  $\arg(h) \in (-\frac{2\pi}{3}, -\frac{\pi}{3}) \cup (0, \frac{\pi}{3}) \cup (\frac{2\pi}{3}, \pi)$ , then one of the two is the intermediate eigenvalue. This shows that  $X'$  has principal geodesic boundary if and only if  $\operatorname{Re}(R) > 0$  and completes the proof.  $\square$

The proofs of Proposition 6.1 and 6.2 are given in Section 6.4 and 6.6 below, where a key tool is the *osculation map* introduced in [DW15], measuring the deviation of  $\iota$  from the Tîrteica affine spherical immersion  $\iota_0$  tangent to  $\iota$  at a given point. For example, in the settings of Proposition 6.1, let  $T(z_2, z_1), T_0(z_2, z_1) : T_{z_1}\mathbf{H} \oplus \mathbb{R} \rightarrow T_{z_2}\mathbf{H} \oplus \mathbb{R}$  denote the parallel transports of the affine sphere connections  $D$  and  $D_0$  associated to  $(g, dz^3)$  and  $(|dz|^2, dz^3)$ , respectively (see Section 3.1 and 3.2), along a path in  $\mathbf{H}$  going from  $z_1$  to  $z_2$ . By Proposition 3.2, given a base point  $z_0 \in \mathbf{H}$ , the immersions  $\iota_0$  and  $\iota$  from  $\mathbf{H}$  to  $T_{z_0}\mathbf{H} \oplus \mathbb{R} \cong \mathbb{R}^3$  given by

$$\iota_0(z) = T_0(z_0, z)\mathbf{1}_z, \quad \iota(z) = T(z_0, z)\mathbf{1}_z,$$

are affine spherical immersion tangent to each other at  $z_0$  with normalized Pick differential  $dz^3$  and Blaschke metrics  $|dz|^2$  and  $g$ , respectively. The osculation map of  $\iota$  with respect to  $z_0$  is defined as

$$P : \mathbf{H} \rightarrow \operatorname{SL}(T_{z_0}\mathbf{H} \oplus \mathbb{R}) \cong \operatorname{SL}(3, \mathbb{R}), \quad P(z) := T(z_0, z)T_0(z, z_0),$$

so that  $\iota(z) = P(z)\iota_0(z)$  for all  $z \in \mathbf{H}$ . Since  $\delta_0 := \mathbb{P} \circ \iota_0$  is well understood by virtue of its explicit expression (see Example 5.6), in order to prove the extensibility property of  $\delta(z) = \mathbb{P}(\iota(z)) = P(z)\delta_0(z)$ , we only need to analyze the asymptotic behavior of  $P(z)$  as  $z$  tends to various points of  $\partial_\infty \mathbf{H}$ . This analysis is carried out in Section 6.3 below and the counterpart for Proposition 6.2 in Section 6.5. We first set up the necessary frameworks.

**6.2. Setups.** Consider a solution  $g = e^{u(z)}|dz|^2$  to Wang's equation on a simply connected domain  $U \subset \mathbb{C}$  endowed with the cubic differential  $dz^3$ . By Section 3.1, the affine sphere connections  $D$  and  $D_0$ , extended to the complexified vector bundle  $(TU \oplus \mathbb{R}) \otimes \mathbb{C} = T_{\mathbb{C}}U \oplus \mathbb{C}$ , are expressed under the frame  $(\partial_z, \partial_{\bar{z}}, \mathbf{1})$  as

$$D = d + \begin{pmatrix} \partial u & \frac{1}{\sqrt{2}}e^{-u}d\bar{z} & dz \\ \frac{1}{\sqrt{2}}e^{-u}dz & \bar{\partial} u & d\bar{z} \\ \frac{1}{2}e^u d\bar{z} & \frac{1}{2}e^u dz & 0 \end{pmatrix}, \quad D_0 = d + \begin{pmatrix} 0 & \frac{1}{\sqrt{2}}d\bar{z} & dz \\ \frac{1}{\sqrt{2}}dz & 0 & d\bar{z} \\ \frac{1}{2}d\bar{z} & \frac{1}{2}dz & 0 \end{pmatrix}.$$

In the sequel, we work with the frame  $(e_1, e_2, e_3)$  of  $TU \oplus \mathbb{R}$  introduced in Section 3.4, under which we can write

$$D_0 = d + \sqrt{2}\operatorname{Re} \begin{pmatrix} dz & & \\ & \omega^2 dz & \\ & & \omega dz \end{pmatrix}, \quad D = D_0 + \Xi,$$

where  $\Xi := D - D_0 \in \Omega^1(U, \operatorname{End}(TU \oplus \mathbb{R}))$  is considered as a matrix valued 1-form. By the above expressions of  $D$  and  $D_0$  under  $(\partial_z, \partial_{\bar{z}}, \mathbf{1})$  and the fact that  $(e_1, e_2, e_3)$

is related to  $(\partial_z, \partial_{\bar{z}}, \underline{1})$  by a constant change-of-basis matrix (see Section 3.4), the coefficients of every entry of  $\Xi$  are  $\mathbb{R}$ -linear combinations of the functions  $e^u - 1$ ,  $e^{-u} - 1$ ,  $\partial_x u$  and  $\partial_y u$ .

Parallel transports of  $D$  and  $D_0$  are expressed as matrices in  $\mathrm{SL}(3, \mathbb{R})$  under the frame  $(e_1, e_2, e_3)$ . Recall from Section 3.4 that the parallel transport of  $D_0$  along a path in  $U$  from  $z \in U$  to 0 (assuming  $0 \in U$ ) is given by

$$T_0(0, z) = \begin{pmatrix} e^{\sqrt{2} \operatorname{Re}(z)} & & \\ & e^{\sqrt{2} \operatorname{Re}(\omega^2 z)} & \\ & & e^{\sqrt{2} \operatorname{Re}(\omega z)} \end{pmatrix}, \text{ where } \omega = e^{\frac{2\pi i}{3}}.$$

We need informations on eigenvalues of the inner automorphism  $\operatorname{Ad}_{T_0(0, z)}$  of  $\mathfrak{sl}_3 \mathbb{R}$ . Given distinct indices  $i, j \in \{1, 2, 3\}$ , let  $\mu_{ij}$  be the function on the circle  $\mathbb{S}^1 = \{v \in \mathbb{C} \mid |v| = 1\}$  defined by

$$\mu_{ij}(v) = \sqrt{2} \operatorname{Re}[(\omega^{1-i} - \omega^{1-j})v].$$

Then the eigenvalue of  $\operatorname{Ad}_{T_0(0, z)}$  on the elementary matrix  $E_{ij} \in \mathfrak{sl}_3 \mathbb{R}$  is  $\lambda_{ij}(z) = e^{\mu_{ij}(z/|z|)|z|}$ . Also denote

$$\mu(v) := \max_{i \neq j} \mu_{ij}(v).$$

The function  $\mu_{ij}(v)$  can be visualized as follows. Consider an equilateral triangle centered at 0 on the complex plane  $\mathbb{C}$ , with vertices labelled clockwise by 1, 2 and 3, such that the vertex 1 is at the point  $v$ . Then  $\mu_{ij}(v)$  is  $\sqrt{2}$  times the difference between the real parts of vertices  $i$  and  $j$ . One easily checks the following properties:

- (1)  $\mu_{ij}(\omega z) = \mu_{i+1, j+1}(z)$  (where  $i, j \in \{1, 2, 3\}$  are counted mod 3). As a consequence,  $\mu(\omega z) = \mu(z)$ .
- (2)  $\max_{v \in \mathbb{S}^1} \mu(v) = \sqrt{6}$  and the maximum is achieved if and only if  $v^3 = \pm i$ .
- (3)  $\min_{v \in \mathbb{S}^1} \mu(v) = \frac{3\sqrt{2}}{2}$  and the minimum is achieved if and only if  $v^3 = \pm 1$ .
- (4) Given any  $v \in \mathbb{S}^1$  with  $v^3 \neq \pm 1$ , there is a unique  $(i, j)$  such that  $\mu_{ij}(v) = \mu(v)$ . For  $v = e^{\pi i/6}$  (resp.  $v = e^{-\pi i/6}$ ), it is  $(1, 3)$  (resp.  $(1, 2)$ ).
- (5) If  $v^3 = \pm 1$  then there are two  $(i, j)$ 's such that  $\mu_{ij}(v) = \mu(v)$ . For  $v = 1$  (resp.  $v = e^{\pi i/3}$ ), they are  $(1, 2)$  and  $(1, 3)$  (resp.  $(1, 3)$  and  $(2, 3)$ ).

Let  $\mathfrak{n}_v \subset \mathfrak{sl}_3 \mathbb{R}$  denote the eigenspace of  $\operatorname{Ad}_{T_0(0, v)}$  with largest eigenvalue, or in other words, the subspace generated by those  $E_{ij}$  ( $i \neq j$ ) with  $\mu_{ij}(v) = \mu(v)$ . Property (1) above implies that  $\mathfrak{n}_{\omega v}$  is obtained from  $\mathfrak{n}_v$  by a permutation of basis. It follows from Properties (4) and (5) that for any  $x, y \in \mathfrak{n}_v$ , the matrix product  $xy$  vanishes. So  $\mathfrak{n}_v$  is an abelian Lie subalgebra of  $\mathfrak{sl}_3 \mathbb{R}$  and generates the subgroup

$$N_v := \exp(\mathfrak{n}_v) = \{\exp(x) = I + x \mid x \in \mathfrak{n}_v\} \subset \mathrm{SL}(3, \mathbb{R}),$$

where  $I$  denotes the identity matrix.

**6.3. Asymptotics of osculation map.** With the above introduced notations, the asymptotic result on osculation maps needed for Proposition 6.1 is:

**Proposition 6.3.** *Let  $\bar{V}$  be a closed sector in  $\mathbb{C}$  based at 0 and  $U$  be the  $\varepsilon$ -neighborhood of  $\bar{V}$  for some  $\varepsilon > 0$ . Let  $g = e^u |dz|^2$  be a solution to Wang's equation on  $(U, dz^3)$  such that*

$$0 \leq u(z) \leq C|z|^\alpha e^{-\sqrt{6}|z|} \text{ for all } z \in U, |z| \geq r$$

for some constants  $\alpha, C, r > 0$ . Consider the osculation map

$$P : U \rightarrow \mathrm{SL}(\mathrm{T}_0 U \oplus \mathbb{R}) \cong \mathrm{SL}(3, \mathbb{R}), \quad P(z) := \mathbf{T}(0, z) \mathbf{T}_0(z, 0),$$

where  $\mathbf{T}(z_1, z_2)$  and  $\mathbf{T}_0(z_1, z_2)$  are the parallel transports of the affine sphere connections  $\mathbf{D}$  and  $\mathbf{D}_0$  on  $U$  associated to  $(g, dz^3)$  and  $(|dz|^2, dz^3)$ , respectively, along a path from  $z_2$  to  $z_1$ , and we identify  $\mathrm{SL}(\mathrm{T}_0 U \oplus \mathbb{R}) \cong \mathrm{SL}(3, \mathbb{R})$  through the frame  $(e_1, e_2, e_3)$  as explained in Section 6.2.

- (1) If  $\bar{V}$  does not contain any point  $v$  satisfying  $v^3 = \pm i$ , then  $P(z)$  admits a limit in  $\mathrm{SL}(3, \mathbb{R})$  as  $z$  goes to infinity in  $\bar{V}$ .
- (2) If there is a unique  $v \in \bar{V}$  satisfying  $v^3 = \pm i$ , then there are continuous maps  $\hat{P} : \bar{V} \rightarrow \mathrm{SL}(3, \mathbb{R})$  and  $R : \bar{V} \rightarrow N_v$  such that
  - $P(z) = \hat{P}(z)R(z)$  for all  $z \in \bar{V}$ ;
  - $\hat{P}(z)$  admits a limit in  $\mathrm{SL}(3, \mathbb{R})$  as  $z$  goes to infinity in  $\bar{V}$ ;
  - $\|R(z) - I\| \leq C'|z|^{\alpha+1}$  for some constant  $C' > 0$  and all  $z \in \bar{V}$ ,  $|z| \geq r$ , where  $\|\cdot\|$  is a matrix norm.

We give below the proof of Part (2) and then only outline that of Part (1), as the latter follows the same scheme and is simpler.

To be specific, we fix the norm  $\|\cdot\|$  on  $3 \times 3$  matrices defined by  $\|M\| := \max_{i,j} |M_{ij}|$ . Note that  $\|AB\| \leq 3\|A\| \cdot \|B\|$ . Given a scalar valued 1-form  $\xi$  on  $U$ , let  $|\xi|$  denote the pointwise norm of  $\xi$  with respect to the metric  $|dz|^2$ . If  $\Xi$  is a matrix valued 1-form, we define the pointwise norm  $\|\Xi\|$  by

$$\|\Xi\|(z) := \max_{v \in \mathrm{T}_z^{(1)} U} \|\Xi(v)\| = \max_{ij} |\Xi_{ij}|(z),$$

where  $\mathrm{T}_z^{(1)} U \subset \mathrm{T}_z U$  consists of unit tangent vectors with respect to  $|dz|^2$ .

*Proof of Part (2).* As explained in Section 6.2, under the frame  $(e_1, e_2, e_3)$  of  $\mathrm{T}U \oplus \mathbb{R}$  defined in Section 3.4, the affine sphere connections  $\mathbf{D}_0$  and  $\mathbf{D}$ , associated to  $(|dz|^2, dz^3)$  and  $(g, dz^3)$ , respectively, are given by

$$\mathbf{D}_0 = d + \sqrt{2} \operatorname{Re} \begin{pmatrix} dz & & \\ & \omega^2 dz & \\ & & \omega dz \end{pmatrix}, \quad \mathbf{D} = \mathbf{D}_0 + \Xi,$$

where  $\Xi$  is a matrix of 1-forms whose coefficients are linear combinations of  $e^u - 1$ ,  $e^{-u} - 1$ ,  $\partial_x u$  and  $\partial_y u$ . Since  $|e^u - 1|$ ,  $|e^{-u} - 1|$  and  $|\Delta u| = 2|e^u - e^{-2u}|$  are all majorized by a constant multiple of  $u$  when  $u$  is bounded, using the Schauder estimates (see [Jos13, Corollary 1.2.7]) to control  $|\partial_x u|$  and  $|\partial_y u|$  on  $\bar{V}$ , we obtain

$$(6.1) \quad \|\Xi\|(z) \leq C_1 |z|^\alpha e^{-\sqrt{6}|z|} \quad \text{for all } z \in \bar{V}, |z| \geq r$$

for a constant  $C_1 > 0$ . We proceed in the following steps.

**Step 1. Define  $\hat{P}(z)$  and  $R(z)$ .** Suppose  $v \in \bar{V}$ ,  $v^3 = \pm i$ . By Properties (2) and (4) in Section 6.2, the largest eigenvalue of  $\operatorname{Ad}_{\mathbf{T}_0(0,v)}$  on  $\mathfrak{sl}_3 \mathbb{R}$  is  $\sqrt{6}$ , which has 1-dimensional eigenspace  $\mathfrak{n}_v$  generated by an elementary matrix  $E_{i_0 j_0}$ ,  $i_0 \neq j_0$ . Let  $\Xi_{\mathfrak{n}_v} := \Xi_{i_0 j_0} E_{i_0 j_0}$  denote the  $\mathfrak{n}_v$ -component of  $\Xi$  (where  $\Xi_{ij}$  denotes the  $(i, j)$ -entry of  $\Xi$ ) and consider the connection

$$\mathbf{D}_1 := \mathbf{D}_0 + \Xi_{\mathfrak{n}_v}.$$

As  $\mathbf{D}_1$  is not flat, its parallel transport  $\mathbf{T}_1$  depends on paths instead of just two points. For each  $z \in \bar{V}$ , we consider the path  $\Gamma_z$  in  $\bar{V}$  from 0 to  $z$  which first goes



straight from 0 to  $|z|v$  then goes from  $|z|v$  to  $z$  along the circle of radius  $|z|$  centered at 0. We define the required maps  $\hat{P}$  and  $R$  as

$$\hat{P}(z) := \mathbf{T}(0, z)\mathbf{T}_1(\Gamma_z), \quad R(z) := \mathbf{T}_1(\Gamma_z^{-1})\mathbf{T}_0(z, 0),$$

so that  $P(z) := \mathbf{T}(0, z)\mathbf{T}_0(z, 0) = \hat{P}(z)R(z)$  is immediate. We show next that  $R(z)$  belongs to  $N_v$  and  $\|R(z) - I\|$  satisfies the required estimate.

**Step 2. Estimate of  $R(z)$ .** Given a  $C^1$ -path  $\gamma : [0, T] \rightarrow U$  with  $\gamma(0) = 0$ , we put  $U(t) := \mathbf{T}_1(\gamma_{[0,t]}^{-1})\mathbf{T}_0(\gamma(t), 0)$  for  $t \in [0, T]$ , where  $\gamma_{[0,t]}^{-1}$  is the reverse path of  $\gamma|_{[0,t]}$ . Computing the derivative of  $U(t)$  using the settings in Appendix A, we get

$$\begin{aligned} U'(t) &= \frac{d}{dt} \left( \mathbf{T}_1(\gamma_{[0,t]}^{-1})\mathbf{T}_0(\gamma(t), 0) \right) \\ &= \mathbf{T}_1(\gamma_{[0,t]}^{-1})A_1(\dot{\gamma}(t))\mathbf{T}_0(\gamma(t), 0) - \mathbf{T}_1(\gamma_{[0,t]}^{-1})A_0(\dot{\gamma}(t))\mathbf{T}_0(\gamma(t), 0) \\ &= \mathbf{T}_1(\gamma_{[0,t]}^{-1})\mathbf{T}_0(\gamma(t), 0) \operatorname{Ad}_{\mathbf{T}_0(0, \gamma(t))}(\mathbf{D}_1 - \mathbf{D}_0)(\dot{\gamma}(t)) = U(t)\lambda_{i_0 j_0}(\gamma(t))\Xi_{\mathfrak{n}_v}(\dot{\gamma}(t)), \end{aligned}$$

where  $A_0$  and  $A_1$  are the matrix valued 1-forms such that  $\mathbf{D}_0 = d + A_0$ ,  $\mathbf{D}_1 = d + A_1$ , and  $\lambda_{ij}(z) = e^{\mu_{ij}(z/|z|)|z|}$  is the eigenvalue of  $\operatorname{Ad}_{\mathbf{T}_0(0, z)}$  on  $E_{ij}$  (see Section 6.2). Since  $X(t) := \lambda_{i_0 j_0}(\gamma(t))\Xi_{\mathfrak{n}_v}(\dot{\gamma}(t))$  belongs to the 1-dimensional subalgebra  $\mathfrak{n}_v$  of  $\mathfrak{sl}_3\mathbb{R}$ , we can express  $U(t)$  explicitly as

$$U(t) = \exp \left( \int_0^t X(\tau) d\tau \right) = I + \int_0^t X(\tau) d\tau = I + \int_{\gamma|_{[0,t]}} \lambda_{i_0 j_0} \Xi_{\mathfrak{n}_v}.$$

In particular,  $U(T) = \int_{\gamma} \lambda_{i_0 j_0} \Xi_{\mathfrak{n}_v}$ . This formula generalizes to piecewise  $C^1$ -paths through approximation by  $C^1$ -paths. Applying to the path  $\Gamma_z$ , we get

$$R(z) = I + \int_{\Gamma_z} \lambda_{i_0 j_0} \Xi_{\mathfrak{n}_v} \in N_v.$$

Inequality (6.1) and the fact that  $\lambda_{ij}(z) = e^{\mu_{ij}(z/|z|)|z|} \leq e^{\sqrt{6}|z|}$  (see Section 6.2) imply  $\|\lambda_{i_0 j_0} \Xi_{\mathfrak{n}_v}\|(z) \leq C_1|z|^\alpha$  for all  $z \in \bar{V}$ ,  $|z| \geq r$ . By integration, we get

$$(6.2) \quad \|R(z) - I\| \leq C'|z|^{\alpha+1} \text{ for all } z \in \bar{V}, |z| \geq r$$

for a constant  $C' > 0$  depending on  $C_1$ ,  $\alpha$ ,  $\bar{V}$  and the maximum of  $\|\lambda_{i_0 j_0} \Xi_{\mathfrak{n}_v}\|$  on  $\{z \in \bar{V} \mid |z| \leq r\}$ .

**Step 3. Convergence of  $\hat{P}(tv)$  as  $t \rightarrow +\infty$ .** Noting that  $\Gamma_{tv}$  is the straight line segment from 0 to  $tv$ , we compute the derivative of  $\hat{P}(tv) = \mathbf{T}(0, tv)\mathbf{T}_1(\Gamma_{tv})$  in  $t$  similarly as in the above computation of  $U'(t)$ , we get

$$\frac{d}{dt} \hat{P}(tv) = \hat{P}(tv) \operatorname{Ad}_{\mathbf{T}_1(\Gamma_{tv}^{-1})}(\mathbf{D} - \mathbf{D}_1)(\partial_t(tv)) = \hat{P}(tv) \operatorname{Ad}_{\mathbf{T}_1(\Gamma_{tv}^{-1})}(\Xi - \Xi_{\mathfrak{n}_v})_{tv}(v).$$

We define a  $\mathfrak{sl}_3\mathbb{R}$ -valued 1-form  $\Theta$  on  $U$  by specifying  $\Theta_z \in \operatorname{Hom}(\mathbf{T}_z U, \mathfrak{sl}_3\mathbb{R})$  for each  $z \in U$  as

$$\Theta_z := \operatorname{Ad}_{\mathbf{T}_1(\Gamma_z^{-1})}(\Xi - \Xi_{\mathfrak{n}_v})_z = \operatorname{Ad}_{R(z)} \operatorname{Ad}_{\mathbf{T}_0(0, z)}(\Xi - \Xi_{\mathfrak{n}_v})_z.$$

Then  $\hat{P}(tv)$  is the solution to the initial value problem

$$(6.3) \quad \frac{d}{dt} \hat{P}(tv) = \hat{P}(tv)\Theta_{tv}(v), \quad \hat{P}(0) = I.$$

We shall show that  $\|\Theta\|(z)$  decays exponentially with respect to  $|z|$ . To this end, we first estimate  $\operatorname{Ad}_{\mathbf{T}_0(0, z)}(\Xi - \Xi_{\mathfrak{n}_v})_z$ . The 1-form  $\Xi - \Xi_{\mathfrak{n}_v}$  takes values in

$\mathfrak{h} \oplus \bigoplus_{(i,j) \neq (i_0, j_0)} \mathbb{R} E_{ij}$ , where  $\mathfrak{h} \subset \mathfrak{sl}_3 \mathbb{R}$  is the diagonal subalgebra.  $\text{Ad}_{T_0(0,z)}$  acts by identity on  $\mathfrak{h}$  and acts on  $E_{ij}$  with eigenvalue  $\lambda_{ij}(z) = e^{\mu_{ij}(z/|z|)|z|}$ . By assumption, for  $z \in \bar{V}$ ,  $(z/|z|)^3 = \pm i$  if and only if  $z/|z| = v$ , so Properties (2) and (4) of  $\mu_{ij}$  in Section 6.2 imply that  $\mu_{ij}(z/|z|) \leq \sqrt{6}$  for all  $z \in \bar{V}$ , with equality achieved if and only if  $z/|z| = v$  and  $(i, j) = (i_0, j_0)$ . Therefore, there is a  $c > 0$  such that

$$\max_{z \in \bar{V}, (i,j) \neq (i_0, j_0)} \mu_{ij}(z/|z|) = \sqrt{6} - c.$$

whence  $\lambda_{ij}(z) \leq e^{(\sqrt{6}-c)|z|}$  for all  $z \in \bar{V}$  and  $(i, j) \neq (i_0, j_0)$ . Combining with (6.1), noting that  $\Xi - \Xi_{n_v}$  is obtained from  $\Xi$  by removing the  $(i_0, j_0)$ -entry, we obtain

$$(6.4) \quad \|\text{Ad}_{T_0(0,z)}(\Xi - \Xi_{n_v})_z\| \leq C_1 |z|^\alpha e^{-c|z|} \text{ for all } z \in \bar{V}, |z| \geq r.$$

Given  $M = (M_{ij}) \in \mathfrak{sl}_3 \mathbb{R}$  with  $M_{i_0 j_0} = 0$  and  $R = I + r E_{i_0 j_0} \in N_v$  ( $r \in \mathbb{R}$ ), writing down  $\text{Ad}_R M$  explicitly, one sees that each entry of it is a sum of at most three terms of the form  $r^k M_{ij}$  with  $k = 0, 1$  or  $2$ . Therefore,

$$\|\text{Ad}_R M\| \leq 3 \left( \max_{k=0,1,2} |r|^k \right) \|M\| = 3 \max\{1, \|R - I\|^2\} \|M\|.$$

Using this inequality, we derive from (6.2) and (6.4) that

$$(6.5) \quad \|\Theta\|(z) \leq 3C_1 \max\{1, C'^2 |z|^{2\alpha+2}\} |z|^\alpha e^{-c|z|} \text{ for all } z \in \bar{V}, |z| \geq r.$$

As a consequence,  $\int_0^{+\infty} \|\Theta_{tv}(v)\| dt < +\infty$ . By a classical ODE result (see [DW15, Lemma B.1 (ii)]) applied to Eq.(6.3), the convergence of the integral implies that  $\hat{P}(tv)$  has a limit  $\hat{P}(\infty) \in \text{SL}(3, \mathbb{R})$  as  $t \rightarrow +\infty$ .

**Step 4. Compare  $\hat{P}(z)$  with  $\hat{P}(tv)$ .** Every  $z \in \bar{V}$  can be written as  $z = te^{\theta i} v$ , where  $t \geq 0$  and  $\theta$  belongs to an interval  $[\theta_1, \theta_2]$  with  $\theta_1 < 0 < \theta_2$ . We finally need to show that  $\hat{P}(te^{\theta i} v)$  converges to  $\hat{P}(\infty)$  uniformly in  $\theta \in [\theta_1, \theta_2]$  as  $t \rightarrow +\infty$ . To this end, we consider the function  $Q : [\theta_1, \theta_2] \times [0, +\infty) \rightarrow \text{SL}(3, \mathbb{R})$  given by

$$\begin{aligned} Q(\theta, t) &:= \hat{P}(tv)^{-1} \hat{P}(te^{\theta i} v) = T_1(\Gamma_{tv}^{-1}) T(tv, 0) T(0, te^{\theta i} v) T_1(\Gamma_{te^{\theta i} v}) \\ &= T_1(\Gamma_{tv}^{-1}) T(tv, te^{\theta i} v) T_1(\Gamma_{te^{\theta i} v}). \end{aligned}$$

Similarly as in the above computations of derivatives, using the identities

$$\begin{aligned} \frac{\partial}{\partial \theta} T(tv, te^{\theta i} v) &= T(tv, te^{\theta i} v) A(\partial_\theta(te^{\theta i} v)), \\ \frac{\partial}{\partial \theta} T_1(\Gamma_{te^{\theta i} v}) &= -A_1(\partial_\theta(te^{\theta i} v)) T_1(\Gamma_{te^{\theta i} v}) \end{aligned}$$

(see Appendix A, here we let  $A$  and  $A_1$  be matrices of 1-forms such that  $D = d + A$ ,  $D_1 = d + A_1$ ), we get

$$\frac{\partial}{\partial \theta} Q(\theta, t) = Q(\theta, t) \text{Ad}_{T_1(\Gamma_{te^{\theta i} v})^{-1}} (D - D_1)(\partial_\theta(te^{\theta i} v)) = Q(\theta, t) \Theta(\partial_\theta(te^{\theta i} v)).$$

We view this equation as an ODE with parameter  $t$  satisfied by each  $\theta \mapsto Q(\theta, t)$ , viewed a function on  $[\theta_1, \theta_2]$  with initial value  $Q(0, t) = I$ . When  $t$  goes to  $+\infty$ ,  $\|\Theta(\partial_\theta(te^{\theta i} v))\|$  converges to 0 uniformly in  $\theta$  by Inequality (6.5). Again, by a classical ODE result (see [DW15, Lemma B.1 (i)]), this implies  $\|Q(\theta, t) - I\| \rightarrow 0$  uniformly in  $\theta$ , hence so does

$$\|\hat{P}(te^{\theta i} v) - \hat{P}(tv)\| = \|\hat{P}(tv)(Q(\theta, t) - I)\| \leq 3\|\hat{P}(tv)\| \cdot \|Q(\theta, t) - I\|.$$

It follows that  $\hat{P}(te^{\theta i}v)$  converges to  $\hat{P}(\infty)$  uniformly in  $\theta$ , completing the proof of Proposition 6.3 (2).  $\square$

Part (1) is proved by the same argument with some simplifications. Namely, since there is no  $v \in \bar{V}$  with  $v^3 = \pm 1$ , the spectral radius  $e^{\mu(z/|z|)|z|}$  of  $\text{Ad}_{T_0(0,z)}$  on  $\mathfrak{sl}_3\mathbb{R}$  is less than  $e^{(\sqrt{6}-c)|z|}$  for a constant  $c > 0$  by Property (2) in Section 6.2, so we have a more straightforward exponential decay property

$$\|\text{Ad}_{T_0(0,z)} \Xi\| \leq C_1 |z|^\alpha e^{-c|z|} \text{ for all } z \in \bar{V}, |z| \geq r.$$

This allows us to apply the analyses on  $\hat{P}(z)$  in the above proof to  $P(z)$  directly, showing that  $P(tv)$  has a limit in  $\text{SL}(3, \mathbb{R})$  as  $t \rightarrow +\infty$  for a fixed  $v \in \bar{V}$ , then that  $P(te^{\theta i}v)$  converges to the same limit uniformly in  $\theta$ .

Combining the two parts of Proposition 6.3, we get:

**Corollary 6.4.** *Under the hypotheses of Proposition 6.3, for each connected component  $W$  of  $\bar{V} \setminus \{tv \mid t \geq 0, v^3 = \pm i\}$ , there exists  $P_W(\infty) \in \text{SL}(3, \mathbb{R})$  such that  $P(z)$  converges to  $P_W(\infty)$  when  $z$  goes to infinity in any closed sector contained in  $W \cup \{0\}$ . If  $W_1$  and  $W_2$  are adjacent connected components separated by a ray  $v\mathbb{R}_{\geq 0}$ , then  $P_{W_1}(\infty)$  and  $P_{W_2}(\infty)$  belong to the same left  $N_v$ -coset in  $\text{SL}(3, \mathbb{R})$ .*

*Proof.* The first statement follows from Proposition 6.3 (1) applied to closed sectors in  $W \cup \{0\}$ . As for the second statement, let  $\bar{S}$  be a closed sector in  $W_1 \cup (v\mathbb{R}_{\geq 0}) \cup W_2$  contained  $v$  in its interior, so that Proposition 6.3 (2) applied to  $\bar{S}$  gives  $P(z) = \hat{P}(z)R(z)$  on  $\bar{S}$  with  $\hat{P}(z)$  converging to some  $\hat{P}(\infty) \in \text{SL}(3, \mathbb{R})$  as  $z$  goes to infinity in  $\bar{S}$ . Let  $\Pi : \text{SL}(3, \mathbb{R}) \rightarrow \text{SL}(3, \mathbb{R})/N_v$  denote the projection, which assigns to each element of  $\text{SL}(3, \mathbb{R})$  its left  $N_v$ -coset. Then  $\Pi(P(z)) = \Pi(\hat{P}(z))$  because  $R(z) \in N_v$ . Given  $v_i \in W_i, i = 1, 2$ , we have  $\lim_{t \rightarrow +\infty} P(tv_i) = P_{W_i}(\infty)$ , hence

$$\hat{P}(\infty) = \lim_{t \rightarrow +\infty} \Pi(\hat{P}(tv_i)) = \lim_{t \rightarrow +\infty} \Pi(P(tv_i)) = \Pi(P_{W_i}(\infty))$$

for  $i = 1, 2$ . It follows that  $\Pi(P_{W_1}(\infty)) = \Pi(P_{W_2}(\infty))$ , as required.  $\square$

**6.4. Proof of Proposition 6.1.** By a shift of coordinate, we can consider  $g = e^{u(z)}|dz|^2$  and  $\iota$  as defined on  $\mathbf{H}_{-1} = \{z \in \mathbb{C} \mid \text{Re}(z) > -1\}$  instead of  $\mathbf{H}$ . The hypothetic inequality is still valid for  $u : \mathbf{H}_{-1} \rightarrow \mathbb{R}$  after modifying the constants  $C$  and  $r$ .

As in Proposition 6.3, let  $T_0$  and  $T$  denote the parallel transports of the affine sphere connections on  $T\mathbf{H}_{-1} \oplus \mathbb{R}$  associated to  $(|dz|^2, dz^3)$  and  $(g, dz^3)$ , respectively, so that we assume the affine spherical immersion  $\iota$  and the Tîţea affine spherical immersion  $\iota_0$  are given by

$$\iota, \iota_0 : \mathbf{H}_{-1} \rightarrow T_0\mathbf{H}_{-1} \cong \mathbb{R}^3, \quad \iota(z) = T(0, z)1_z, \quad \iota_0(z) = T_0(0, z)1_z,$$

where the identification  $T_0\mathbf{H}_{-1} \cong \mathbb{R}^3$  is given by the frame  $(e_1, e_2, e_3)$  of  $T\mathbf{H}_{-1} \oplus \mathbb{R}$  from Section 3.4 as explained in Section 6.2.

We first construct the required extension of  $\delta = \mathbb{P} \circ \iota$  explicitly. Consider the osculation map  $P(z) := T(0, z)T_0(z, 0)$ , so that  $\iota(z) = P(z)\iota_0(z)$ . By Property (4) in Section 6.2, the subgroups  $N_v = \exp(\mathfrak{n}_v)$  with  $v = e^{\pm \pi i/6}$  are

$$N_+ := N_{e^{\pi i/6}} = \{I + rE_{13} \mid r \in \mathbb{R}\}, \quad N_- := N_{e^{-\pi i/6}} = \{I + rE_{12} \mid r \in \mathbb{R}\}.$$

Applying Corollary 6.4 to the closed right half-plane  $\overline{\mathbf{H}} \subset \mathbf{H}_{-1}$ , we get  $P_+, P_-, P_0 \in \mathrm{SL}(3, \mathbb{R})$  with  $P_\pm$  in the same left  $N_\pm$ -coset as  $P_0$ , such that

$$\lim_{t \rightarrow +\infty} P(te^{\theta i}) = \begin{cases} P_- & \text{if } -\frac{\pi}{2} < \theta < -\frac{\pi}{6}, \\ P_0 & \text{if } -\frac{\pi}{6} < \theta < \frac{\pi}{6}, \\ P_+ & \text{if } \frac{\pi}{6} < \theta < \frac{\pi}{2}. \end{cases}$$

Since the actions of both  $N_+$  and  $N_-$  on  $\mathbb{RP}^2$  fix  $[1 : 0 : 0]$ , we have  $P_+[1 : 0 : 0] = P_0[1 : 0 : 0] = P_-[1 : 0 : 0]$ . We define the required extension  $\bar{\delta} : \mathbf{H}_{-1} \cup \partial_\infty \mathbf{H} \rightarrow \mathbb{RP}^2$  of  $\delta$  by setting its values on  $\partial_\infty \mathbf{H} = \partial_\infty^{(e^{\pi i/3})} \mathbb{C} \cup \partial_\infty^{(1)} \mathbb{C} \cup \partial_\infty^{(e^{-\pi i/3})} \mathbb{C}$  as

$$\bar{\delta}(\zeta) := \begin{cases} P_+ \bar{\delta}_0(\zeta) & \text{if } \zeta \in \partial_\infty^{(e^{\pi i/3})} \mathbb{C}, \\ P_+[1 : 0 : 0] = P_-[1 : 0 : 0] & \text{if } \zeta = \partial_\infty^{(1)} \mathbb{C}, \\ P_- \bar{\delta}_0(\zeta) & \text{if } \zeta \in \partial_\infty^{(e^{-\pi i/3})} \mathbb{C}. \end{cases}$$

Here  $\bar{\delta}_0$  is the extension of  $\delta_0 = \mathbb{P} \circ \iota_0$  from Lemma 5.7. As shown in Section 5.3,  $\bar{\delta}_0$  sends  $\partial_\infty^{(1)} \mathbb{C}$  to  $[1 : 0 : 0]$  and sends  $\partial_\infty^{(e^{\pi i/3})} \mathbb{C}$  and  $\partial_\infty^{(e^{-\pi i/3})} \mathbb{C}$  isometrically to the open line segments

$$I_+ := \{[1 : a : 0] \mid a > 0\}, \quad I_- := \{[a : 0 : 1] \mid a > 0\}.$$

Since  $P_\pm$  is in the same left  $N_\pm$ -coset as  $P_0$ , we can write  $P_- = P_+ n_+ n_-$  for  $n_\pm \in N_\pm$ . Therefore, the above defined  $\bar{\delta}|_{\partial_\infty \mathbf{H}}$  is a composition

$$\bar{\delta}|_{\partial_\infty \mathbf{H}} = P_+ \circ n' \circ \bar{\delta}_0|_{\partial_\infty \mathbf{H}},$$

where  $n'$  is the continuous map  $I_+ \cup [1 : 0 : 0] \cup I_- \rightarrow \mathbb{RP}^2$  restricting to the identity on  $I_+ \cup [1 : 0 : 0]$  and to the projective transformation  $n_+ n_-$  on  $I_-$ . The segments  $n_+ n_- (I_-)$  and  $I_+$  share the endpoint  $[1 : 0 : 0]$  and are not collinear. As projective transformations preserve the cross-ratio, we conclude that  $\bar{\delta}|_{\partial_\infty \mathbf{H}}$  is continuous and sends  $\partial_\infty^{(e^{\pi i/3})} \mathbb{C}$  and  $\partial_\infty^{(e^{-\pi i/3})} \mathbb{C}$  isometrically to open line segments not collinear with each other.

It remains to be shown that  $\bar{\delta}$  is continuous and injective. Since  $\mathbf{H}_{-1} \cup \partial_\infty \mathbf{H}$  is homeomorphic to the closed upper half-plane  $\overline{\mathbb{H}}$  with  $\partial_\infty \mathbf{H}$  corresponding to the boundary  $\partial \mathbb{H} = \mathbb{R}$ , while the restrictions  $\bar{\delta}|_{\mathbf{H}_{-1}} = \delta$  and  $\bar{\delta}|_{\partial_\infty \mathbf{H}}$  are continuous and injections, by the next lemma, we only need to show that for any sequence  $(z_n)_{n=1,2,\dots}$  of points in  $\mathbf{H}_{-1}$ ,

$$(\star) \quad \lim_{n \rightarrow \infty} z_n = z_\infty \in \partial_\infty \mathbf{H} \implies \lim_{n \rightarrow \infty} \delta(z_n) = \bar{\delta}(z_\infty).$$

**Lemma 6.5.** *Let  $f : \overline{\mathbb{H}} \rightarrow \mathbb{RP}^2$  be a map such that the restrictions  $f|_{\mathbb{H}}$  and  $f|_{\mathbb{R}}$  are continuous and injective. Suppose that for every sequence  $(z_n)_{n=1,2,\dots}$  in  $\mathbb{H}$  converging to some  $x \in \mathbb{R}$ , we have  $\lim_{n \rightarrow \infty} f(z_n) = f(x)$ . Then  $f$  is continuous and injective on  $\overline{\mathbb{H}}$ .*

*Proof.* By the last hypothesis and the continuity of  $f|_{\mathbb{R}}$ , for any sequence  $(z_n)$  in  $\overline{\mathbb{H}}$  converging to  $x \in \mathbb{R}$  we still have  $\lim_{n \rightarrow \infty} f(z_n) = f(x)$ . Thus,  $f$  is continuous at every point of  $\mathbb{R}$ , hence on the whole  $\overline{\mathbb{H}}$ . Given  $z \in \mathbb{H}$  and  $x \in \mathbb{R}$ , we pick a neighborhood  $U$  of  $z$  in  $\mathbb{H}$  and a sequence  $(z_n)$  of points in  $\mathbb{H} \setminus U$  such that  $f|_U$  is injective and  $\lim_{n \rightarrow \infty} z_n = x$ . By injectivity of  $f|_{\mathbb{H}}$ , each  $f(z_n)$  lies outside the set  $f(U)$ , which is an open subset of  $\mathbb{RP}^2$  by Brouwer Invariance of Domain. As a

result,  $\lim_{n \rightarrow \infty} f(z_n) = f(x)$  lies outside  $f(U)$ , hence is different from  $f(z)$ . This shows  $f$  is injective.  $\square$

To prove Property  $(\star)$ , we first assume  $z_\infty \in \partial_\infty^{(e^{\pi i/3})} \mathbb{C}$ , so that  $z_\infty = [\gamma]$  for a negative ray  $\gamma : [0, +\infty) \rightarrow \mathbf{H}_{-1}$  of the form  $\gamma(t) = \gamma(0) + e^{\pi i/3}t$ . By definition of the topology on  $\mathbb{C}'$  in Section 5.3, neighborhoods of  $[\gamma]$  in  $\mathbb{C}'$  are generated by all subsets of the form  $W \cup \partial_\infty W$ , where  $W$  is an open half-band containing some  $\gamma([t, +\infty))$  and  $\partial_\infty W \subset \partial_\infty \mathbb{C}$  is given by geodesic rays in  $W$ . The convergence  $z_n \rightarrow [\gamma]$  means for any such  $W$  we have  $z_n \in W$  for  $n$  big enough. This implies that for any  $\varepsilon > 0$ ,  $z_n$  is contained in the sector  $\text{Sect}_{[\frac{\pi}{3}-\varepsilon, \frac{\pi}{3}+\varepsilon]}$  when  $n$  is big enough. By Proposition 6.3 (1) applied to this sector,  $P(z_n)$  converges to the above defined  $P_+$ . On the other hand, we have  $\delta_0(z_n) \rightarrow \bar{\delta}_0(z_\infty)$  by continuity of  $\bar{\delta}_0$  (see Lemma 5.7), hence,  $\delta(z_n) = P(z_n)\delta_0(z_n) \rightarrow P_+\bar{\delta}_0(z_\infty) = \bar{\delta}(z_\infty)$ , as required.

If  $z_\infty \in \partial_\infty^{(e^{-\pi i/3})} \mathbb{C}$ , Property  $(\star)$  is proved in the same way. Finally, if  $z_\infty$  is the point  $\partial_\infty^{(1)} \mathbb{C}$ , we consider the sectors

$$V_+ := \text{Sect}_{[0, \frac{\pi}{3}]}, \quad V_- := \text{Sect}_{[-\frac{\pi}{3}, 0]}, \quad V := \text{Sect}_{[-\frac{\pi}{3}, \frac{\pi}{3}]}.$$

Neighborhoods of  $\partial_\infty^{(1)} \mathbb{C}$  in  $\mathbb{C}'$  are generated by all subsets of the form  $(x + V) \cup \partial_\infty(x + V)$ ,  $x > 0$ , where  $\partial_\infty(x + V) \subset \partial_\infty \mathbb{C}$  is given by geodesic rays in the translated sector  $x + V$ . In order to show that the image of the sequence  $(z_n)$  by  $\delta$  converges to  $\bar{\delta}(z_\infty) = P_+[1 : 0 : 0] = P_-[1 : 0 : 0]$ , it is sufficient to show it for the subsequences  $(z_n) \cap \{z \mid \text{Im}(z) \geq 0\}$  and  $(z_n) \cap \{z \mid \text{Im}(z) \leq 0\}$  separately. Thus, we can assume either  $\text{Im}(z_n) \geq 0$  for all  $n$  or  $\text{Im}(z_n) \leq 0$  for all  $n$ .

In the case  $\text{Im}(z_n) \geq 0$ , the convergence  $z_n \rightarrow z_\infty$  implies that for any  $x \geq 0$ ,  $z_n$  is contained in  $x + \bar{V}_+$  when  $n$  is big enough. By part (2) of Proposition 6.3, there are continuous maps  $\hat{P}_+ : \bar{V}_+ \rightarrow \text{SL}(3, \mathbb{R})$  and  $R_+ : \bar{V}_+ \rightarrow N_+$  such that

- $P(z) = \hat{P}_+(z)R_+(z)$  for all  $z \in V_+$ ;
- $\hat{P}_+(z)$  converges to some  $\hat{P}_+(\infty) \in \text{SL}(3, \mathbb{R})$  as  $z \rightarrow \infty$  in  $V_+$ ;
- $\|R_+(z) - I\| \leq C'|z|^{\alpha+1}$  for some  $C' > 0$  and all  $z \in V_+$ ,  $|z| \geq r$ .

Letting  $z$  go to infinity along a ray  $\mathbb{R}_{\geq 0} \cdot e^{\theta i}$  with  $\theta \in (0, \frac{\pi}{6})$  (or  $\theta \in (\frac{\pi}{6}, \frac{\pi}{3})$ ) in the first equality above, we see that the limit  $\hat{P}_+(\infty)$  in the second property is in the same left  $N_+$ -coset as  $P_0$  (or  $P_+$ ). As  $N_+$  fixes  $[1 : 0 : 0]$ , we get

$$\hat{P}_+[1 : 0 : 0] = P_0[1 : 0 : 0] = P_+[1 : 0 : 0] = \bar{\delta}(z_\infty).$$

We claim that for any neighborhood  $B$  of  $[1 : 0 : 0]$  in  $\mathbb{RP}^2$ , there exists a big enough  $x_0 > 0$  such that  $x_0 + \bar{V}_+$  is sent into  $B$  by the map  $z \mapsto R_+(z)\delta_0(z)$  from  $\bar{V}_+$  to  $\mathbb{RP}^2$ .

The proof of the claim is based on the coordinate expression

$$R_+(z)\delta_0(z) = \begin{pmatrix} 1 & r(z) \\ & 1 \\ & & 1 \end{pmatrix} \begin{bmatrix} e^{\sqrt{2} \text{Re}(z)} \\ e^{\sqrt{2} \text{Re}(\omega^2 z)} \\ e^{\sqrt{2} \text{Re}(\omega z)} \end{bmatrix} = \begin{bmatrix} e^{\sqrt{2} \text{Re}[(1-\omega)z]} + r(z) \\ e^{\sqrt{2} \text{Re}[(\omega^2-\omega)z]} \\ 1 \end{bmatrix},$$

where  $|r(z)| = \|R_+(z) - I\| \leq C'|z|^{\alpha+1}$  for  $|z| \geq r$ . For any  $z \in \bar{V}_+$  we have

$$\sqrt{2} \text{Re}[(1-\omega)z] = \sqrt{6} \text{Re}(e^{-\pi i/6}z) \geq \sqrt{6} \cdot \frac{\sqrt{3}}{2} |z|.$$

Hence  $e^{\sqrt{2} \operatorname{Re}[(1-\omega)z]}$  grows exponentially with respect to  $|z|$ . As a result, when  $|z|$  is big enough, we have  $|r(z)| \leq \frac{1}{2}e^{\sqrt{2} \operatorname{Re}[(1-\omega)z]}$ , so that

$$e^{\sqrt{2} \operatorname{Re}[(1-\omega)z]} + r(z) \geq \frac{1}{2}e^{\sqrt{2} \operatorname{Re}[(1-\omega)z]}.$$

Since  $e^{\sqrt{2} \operatorname{Re}[(\omega^2-\omega)z]} = e^{\sqrt{6} \operatorname{Im}(z)} \geq 1$ , the claim follows from the above inequality and the following one, which holds for all  $z \in x_0 + \overline{V}_+$ :

$$e^{\sqrt{2} \operatorname{Re}[(1-\omega)z]} / e^{\sqrt{2} \operatorname{Re}[(\omega^2-\omega)z]} = e^{\sqrt{2} \operatorname{Re}[(1-\omega^2)z]} = e^{\sqrt{6} \operatorname{Re}(e^{\pi i/6} z)} \geq e^{\sqrt{6} \cdot \frac{\sqrt{3}}{2} x_0}.$$

The claim implies that the image of the sequence  $(z_n)$  by the map  $z \mapsto R_+(z)\delta_0(z)$  converges to  $[1 : 0 : 0]$ . As a result,  $\delta(z_n) = P(z_n)\delta_0(z_n) = \hat{P}_+(z_n)R_+(z_n)\delta_0(z_n)$  converges to  $\hat{P}_+(\infty)[1 : 0 : 0] = \bar{\delta}(z_\infty)$ , proving Property  $(*)$  in the case  $z_\infty = \partial_\infty^{(1)}\mathbb{C}$  and  $\operatorname{Im}(z_n) \geq 0$ . The  $\operatorname{Im}(z_n) \leq 0$  case is proved in the same way. This establishes Property  $(*)$  and completes the proof of Proposition 6.1.

**6.5. Asymptotics of osculation map with weaker exponential decay.** In order to prove Proposition 6.2, we need the following variation of Proposition 6.3 under weaker exponential decay assumption on  $u$ :

**Proposition 6.6.** *Suppose  $0 < \theta_0 < \frac{\pi}{6}$  and  $v^3 = \pm 1$ . Put*

$$\overline{V} := \{te^{\theta i}v \in \mathbb{C} \mid t \geq 0, |\theta| \leq \theta_0\}$$

*and let  $U$  be the  $\varepsilon$ -neighborhood of  $\overline{V}$  in  $\mathbb{C}$  for some  $\varepsilon > 0$ . Let  $g = e^u|dz|^2$  be a solution to Wang's equation on  $(U, dz^3)$  such that*

$$0 \leq u \leq C|z|^\alpha e^{-\sqrt{6}c|z|} \text{ for all } z \in U, |z| \geq r$$

*for positive constants  $\alpha, C, r$  and  $c$  such that*

$$\frac{1}{2} [\sin(\theta_0) + \sin(\frac{\pi}{3} + \theta_0)] < c < \sin(\frac{\pi}{3} + \theta_0).$$

*Define the osculation map  $P : U \rightarrow \operatorname{SL}(\mathbb{T}_0 U \oplus \mathbb{R}) \cong \operatorname{SL}(3, \mathbb{R})$  through the affine sphere connection of  $(g, dz^3)$  and  $(|dz|^2, dz^3)$  as in Proposition 6.3. Then there are continuous maps  $\hat{P} : \overline{V} \rightarrow \operatorname{SL}(3, \mathbb{R})$  and  $R : \overline{V} \rightarrow N_v$  such that*

- $P(z) = \hat{P}(z)R(z)$  for all  $z \in \overline{V}$ ;
- $\hat{P}(z)$  admits a limit in  $\operatorname{SL}(3, \mathbb{R})$  as  $z$  goes to infinity in  $\overline{V}$ ;
- $\|R(z) - I\| \leq C'|z|^{\alpha+1}e^{\sqrt{6}(\sin(\frac{\pi}{3}+\theta_0)-c)|z|}$  for some constant  $C' > 0$  and all  $z \in \overline{V}, |z| \geq r$ .

*Proof.* Since the rotations by cubic roots of unity  $U \mapsto \omega^k U, z \mapsto \omega^k z$  ( $k = 1, 2$ ) preserve the cubic differential  $dz^3$ , while any  $v$  with  $v^3 = \pm 1$  can be brought to 1 or  $e^{\pi i/3}$  by such rotations, we may suppose  $v = 1$  or  $e^{\pi i/3}$  without loss of generality. We proceed with  $v = e^{\pi i/3}$ , while the proof for  $v = 1$  only has notational difference.

The proof is closed modeled on that of Proposition 6.3, so we mainly address the necessary modifications. As in that proof, we write

$$D_0 = d + \sqrt{2} \operatorname{Re} \begin{pmatrix} dz & & \\ & \omega^2 dz & \\ & & \omega dz \end{pmatrix}, \quad D = D_0 + \Xi$$

and obtain through the Schauder estimate

$$(6.6) \quad \|\Xi\|(z) \leq C_1|z|^\alpha e^{-\sqrt{6}c|z|} \text{ for all } z \in \overline{V}, |z| \geq r.$$



**Step 1. Define  $\hat{P}(z)$  and  $R(z)$ .** Since  $v = e^{\pi i/3}$ , by Property (5) in Section 6.2,  $\mathfrak{n}_v$  is spanned by  $E_{13}$  and  $E_{23}$ . Let  $\Xi_{\mathfrak{n}_v} := \Xi_{13}E_{13} + \Xi_{23}E_{23}$  be the  $\mathfrak{n}_v$ -component of  $\Xi$  and define the connection

$$D_1 := D_0 + \Xi_{\mathfrak{n}_v}.$$

Also let  $T_1$  denote the parallel transport of  $D_1$  and define

$$\hat{P}(z) := T(0, z)T_1(\Gamma_z), \quad R(z) := T_1(\Gamma_z^{-1})T_0(z, 0),$$

so that  $P(z) = \hat{P}(z)R(z)$  for all  $z \in \bar{V}$ .

**Step 2. Estimate of  $R(z)$ .** We obtain the integral expression

$$R(z) = I + r_1(z)E_{13} + r_2(z)E_{23} \in N_v, \text{ where } r_i(z) = \int_{\Gamma_z} \lambda_{i3}\Xi_{i3}, \quad i = 1, 2.$$

in the same way as in the proof of Proposition 6.3. Here  $\lambda_{ij}(z) = e^{\mu_{ij}(z/|z|)|z|}$  is the eigenvalue of  $\text{Ad}_{T_0(0,z)}$  on  $E_{ij}$  (see Section 6.2). We have

$$\begin{aligned} \mu_{13}(e^{\theta i}v) &= \sqrt{2} \operatorname{Re}[(1 - \omega)e^{\theta i}v] = \sqrt{6} \cos\left(\theta + \frac{\pi}{6}\right) = \sqrt{6} \sin\left(\frac{\pi}{3} - \theta\right), \\ \mu_{23}(e^{\theta i}v) &= \sqrt{2} \operatorname{Re}[(\omega^2 - \omega)e^{\theta i}v] = \sqrt{6} \cos\left(\theta - \frac{\pi}{6}\right) = \sqrt{6} \sin\left(\frac{\pi}{3} + \theta\right). \end{aligned}$$

For any  $z = te^{\theta i}v \in \bar{V}$ , since  $\theta$  is in the interval  $[-\theta_0, \theta_0]$  with  $0 < \theta_0 < \frac{\pi}{6}$ , we get

$$(6.7) \quad e^{\sqrt{6} \sin(\frac{\pi}{3} - \theta_0)|z|} \leq \lambda_{13}(z), \lambda_{23}(z) \leq e^{\sqrt{6} \sin(\frac{\pi}{3} + \theta_0)|z|}.$$

Combing this with inequality (6.6) gives

$$(6.8) \quad |\lambda_{13}\Xi_{13}|(z), |\lambda_{23}\Xi_{23}|(z) \leq C_1|z|^\alpha e^{\sqrt{6}(\sin(\frac{\pi}{3} + \theta_0) - c)|z|} \text{ for all } z \in \bar{V}, |z| \geq r$$

By integration, we get the required bound for  $\|R(z) - I\| = \max\{|r_1(z)|, |r_2(z)|\}$ :

$$(6.9) \quad \|R(z) - I\| \leq C'|z|^{\alpha+1} e^{\sqrt{6}(\sin(\frac{\pi}{3} + \theta_0) - c)|z|} \text{ for all } z \in \bar{V}, |z| \geq r,$$

where the constant  $C' > 0$  depends on  $C_1, \alpha, \bar{V}$  and the maximum of  $|\lambda_{13}\Xi_{13}|$  and  $|\lambda_{23}\Xi_{23}|$  on  $\{z \in \bar{V} \mid |z| \leq r\}$ .

**Step 3. Convergence of  $\hat{P}(tv)$ .** As in the proof of Proposition 6.3, we define a  $\mathfrak{sl}_3\mathbb{R}$ -valued 1-form  $\Theta$  on  $U$  by setting

$$\Theta_z := \text{Ad}_{T_1(\Gamma_z^{-1})}(\Xi - \Xi_{\mathfrak{n}_v})_z = \text{Ad}_{R(z)} \text{Ad}_{T_0(0,z)}(\Xi - \Xi_{\mathfrak{n}_v})_z.$$

Then  $\hat{P}(tv)$  solves the initial value problem of ODE

$$(6.10) \quad \frac{d}{dt} \hat{P}(tv) = \hat{P}(tv)\Theta_{tv}(v), \quad \hat{P}(0) = I.$$

We shall still show that  $\|\Theta\|$  decays exponentially, although the proof is more delicate in the current settings. We first estimate each entry of

$$\text{Ad}_{T_0(0,z)}(\Xi - \Xi_{\mathfrak{n}_v})_z = \begin{pmatrix} \Xi_{11} & \lambda_{12}\Xi_{12} & 0 \\ \lambda_{21}\Xi_{21} & \Xi_{22} & 0 \\ \lambda_{31}\Xi_{31} & \lambda_{32}\Xi_{32} & \Xi_{33} \end{pmatrix}_z.$$

The norms of diagonal entries are controlled by inequality (6.6). It follows from inequality (6.7) that  $\lambda_{31}(z) = \lambda_{13}(z)^{-1}$  and  $\lambda_{32}(z) = \lambda_{23}(z)^{-1}$  are bounded from above by  $e^{-\sqrt{6} \sin(\frac{\pi}{3} - \theta_0)|z|}$ , while the equality

$$\mu_{12}(e^{\theta i}v) = -\mu_{21}(e^{\theta i}v) = \sqrt{2} \operatorname{Re}[(1 - \omega^2)e^{\theta i}v] = -\sqrt{6} \sin(\theta)$$

implies that  $\lambda_{12}(z)$  and  $\lambda_{21}$  are bounded from above by  $e^{\sqrt{6}\sin(\theta_0)}$  for all  $z \in \bar{V}$ . Combining these bounds with inequality (6.6), we obtain, for all  $z \in \bar{V}$  with  $|z| \geq r$ ,

$$|\lambda_{31}\Xi_{31}|(z), |\lambda_{32}\Xi_{32}|(z) \leq C_1|z|^\alpha e^{\sqrt{6}(-\sin(\frac{\pi}{3}-\theta_0)-c)|z|},$$

$$|\lambda_{12}\Xi_{12}|(z), |\lambda_{21}\Xi_{21}|(z) \leq C_1|z|^\alpha e^{\sqrt{6}(\sin(\theta_0)-c)|z|}.$$

As a result,  $\|\text{Ad}_{T_0(0,z)}(\Xi - \Xi_{n_v})_z\|$  has the same upper bound as the last one above.

For any  $R = I + r_1 E_{13} + r_2 E_{23} \in N_v$  and  $M = (M_{ij}) \in \mathfrak{sl}_3 \mathbb{R}$ , we see from the explicit expression

$$\begin{aligned} \text{Ad}_R M &= \begin{pmatrix} 1 & r_1 & \\ & 1 & r_2 \\ & & 1 \end{pmatrix} \begin{pmatrix} M_{11} & M_{12} & 0 \\ M_{21} & M_{22} & 0 \\ M_{31} & M_{32} & M_{33} \end{pmatrix} \begin{pmatrix} 1 & -r_1 & \\ & 1 & -r_2 \\ & & 1 \end{pmatrix} \\ &= \begin{pmatrix} M_{11} + r_1 M_{31} & M_{12} + r_1 M_{32} & r_1 M_{33} - r_1 M_{11} - r_1^2 M_{31} - r_2 M_{12} - r_1 r_2 M_{32} \\ M_{21} + r_2 M_{31} & M_{22} + r_2 M_{32} & r_2 M_{33} - r_1 M_{21} - r_1 r_2 M_{31} - r_2 M_{22} - r_2^2 M_{32} \\ M_{31} & M_{32} & M_{33} - r_1 M_{31} - r_2 M_{32} \end{pmatrix}, \end{aligned}$$

that each entry of  $\text{Ad}_R M$  is a sum of at most 5 terms of the form  $M_{ij}$ ,  $r_k M_{ij}$ ,  $M_{33}$ ,  $r_k M_{33}$  or  $r_1^{l_1} r_2^{l_2} M_{3j}$ , where  $i, j, k \in \{1, 2\}$  and  $l_1 + l_2 \leq 2$ . This implies

$$\|\text{Ad}_R M\| \leq 5 \max_{\substack{a=0,1, \\ j=1,2}} \max_{b=0,1,2} \{\|R - I\|^a \|M\|, \|R - I\|^b |M_{3j}|\}.$$

Fix a constant  $r' \geq r$  such that the upper bound of  $\|R(z) - I\|$  in inequality (6.9) is greater than 1 when  $|z| \geq r'$ . Using the above inequality, we derive from (6.9) and the above estimates for each entry of  $\text{Ad}_{T_0(0,z)}(\Xi - \Xi_{n_v})_z$  that

$$\begin{aligned} \|\Theta\|(z) &\leq 5 \cdot \max \left\{ C' |z|^{\alpha+1} e^{\sqrt{6}(\sin(\frac{\pi}{3}+\theta_0)-c)|z|} C_1 |z|^\alpha e^{\sqrt{6}(\sin(\theta_0)-c)|z|}, \right. \\ &\quad \left. (C' |z|^{\alpha+1} e^{\sqrt{6}(\sin(\frac{\pi}{3}+\theta_0)-c)|z|})^2 C_1 |z|^\alpha e^{\sqrt{6}(-\sin(\frac{\pi}{3}-\theta_0)-c)|z|} \right\} \\ &= 5C' C_1 |z|^{2\alpha+1} \max \left\{ e^{\sqrt{6}(\sin(\frac{\pi}{3}+\theta_0)+\sin(\theta_0)-2c)|z|}, \right. \\ &\quad \left. C' |z|^{\alpha+1} e^{\sqrt{6}(2\sin(\frac{\pi}{3}+\theta_0)-\sin(\frac{\pi}{3}-\theta_0)-3c)|z|} \right\} \end{aligned}$$

for all  $z \in \bar{V}$ ,  $|z| \geq r'$ . Since  $2c > \sin(\frac{\pi}{3}+\theta_0) + \sin(\theta_0) = 2\sin(\frac{\pi}{3}+\theta_0) - \sin(\frac{\pi}{3}-\theta_0)$  by hypothesis, enlarging  $r'$  if necessary, we can suppose

$$e^{\sqrt{6}(\sin(\frac{\pi}{3}+\theta_0)+\sin(\theta_0)-2c)|z|} \geq C' |z|^{\alpha+1} e^{\sqrt{6}(\sin(\frac{\pi}{3}+\theta_0)-3c)|z|}$$

whenever  $|z| \geq r'$ , so that the above inequality on  $\|\Theta\|(z)$  amounts to

$$(6.11) \quad \|\Theta\|(z) \leq C_2 |z|^{2\alpha+1} e^{\sqrt{6}(\sin(\frac{\pi}{3}+\theta_0)+\sin(\theta_0)-2c)|z|} \quad \text{for all } z \in \bar{V}, |z| \geq r',$$

where  $C_2 = 5C' C_1$ .

Inequality (6.11) implies  $\int_0^{+\infty} \|\Theta_{tv}(v)\| dt < +\infty$ , so by [DW15, Lemma B.1 (ii)] applied to Eq.(6.10),  $\hat{P}(tv)$  converges to some  $\hat{P}(\infty)$  as  $t \rightarrow +\infty$ .

**Step 4. Compare  $\hat{P}(z)$  and  $\hat{P}(tv)$ .** Consider the  $\text{SL}(3, \mathbb{R})$ -valued function  $Q$  on  $[-\theta_0, \theta_0] \times [0, +\infty)$  given by  $Q(\theta, t) := \hat{P}(tv)^{-1} \hat{P}(te^{\theta i} v)$ . The computation of  $\frac{\partial}{\partial \theta} Q(\theta, t)$  in the proof of Proposition 6.3 is still valid and gives

$$\frac{\partial}{\partial \theta} Q(\theta, t) = Q(\theta, t) \Theta(\partial_\theta (te^{\theta i} v)), \quad Q(0, t) = I.$$

By inequality (6.11),  $\|\Theta(\partial_\theta(te^{\theta i}v))\| \rightarrow 0$  uniformly in  $\theta \in [-\theta_0, \theta_0]$  as  $t \rightarrow +\infty$ . Therefore,  $\|Q(\theta, t) - I\| \rightarrow 0$  uniformly in  $\theta$  by [DW15, Lemma B.1 (i)], and this implies  $\hat{P}(te^{\theta i}v) \rightarrow \hat{P}(\infty)$  uniformly in  $\theta$ , completing the proof.  $\square$

**6.6. Proof of Proposition 6.2.** As in the proof of Proposition 6.1 (see Section 6.4), by a shift of coordinate, we view  $g$  as defined on  $h\mathbb{H}_{-1} = \{hz \mid \operatorname{Im}(z) \geq -1\}$  instead of  $h\mathbb{H}$ . Denote the vector bundle  $T(h\mathbb{H}_{-1}) \oplus \mathbb{R}$  over  $h\mathbb{H}_{-1}$  simply by  $E$  and let  $E_z = T_z(h\mathbb{H}_{-1}) \oplus \mathbb{R}$  denote its fiber over  $z \in h\mathbb{H}_{-1}$ . As before, using parallel transports of the affine sphere connections on  $E$ , we write the affine spherical immersions  $\iota_0$  and  $\iota$  associated to  $(|dz|^2, dz^3)$  and  $(g, dz^3)$  as

$$\iota_0, \iota : h\mathbb{H}_{-1} \rightarrow E_0 \cong \mathbb{R}^3, \quad \iota_0(z) = T_0(0, z)\mathbf{1}_z, \quad \iota(z) = T(0, z)\mathbf{1}_z = P(z)\iota_0(z),$$

where the identification  $E_0 \cong \mathbb{R}^3$  is given by the frame  $(e_1, e_2, e_3)$  of  $E$  from Section 3.4 as before and  $P : h\mathbb{H}_{-1} \rightarrow \operatorname{SL}(E_0) \cong \operatorname{SL}(3, \mathbb{R})$ ,  $P(z) := T(0, z)T_0(z, 0)$  is the osculation map.

Let  $\theta_1 \in (0, \frac{\pi}{2}]$  denote the angle between the ray  $v\mathbb{R}_{\geq 0}$  and the line  $h\mathbb{R}$ . Since  $\sin(\theta_1) > \frac{\sqrt{3}}{4}$  by hypothesis, we can pick a small enough  $\theta_0 \in (0, \frac{\pi}{6})$  such that

$$c := \sin(\theta_1 - \theta_0) > \frac{1}{2}[\sin(\theta_0) + \sin(\frac{\pi}{3} + \theta_0)].$$

Consider the sector

$$\bar{V} := \{te^{\theta i}v \in \mathbb{C} \mid t \geq 0, |\theta| \leq \theta_0\}$$

as in Proposition 6.6. For every  $z \in \bar{V}$ , since the angle between the ray  $\mathbb{R}_{\geq 0} \cdot z$  and the line  $h\mathbb{R}$  is at least  $\theta_1 - \theta_0$ , the distance from  $z$  to  $h\mathbb{R}$  is at least  $|z| \sin(\theta_1 - \theta_0) = c|z|$ . Applying Theorem 2.15 to  $u$  on the disk  $D(z, c|z|) \subset h\mathbb{H}$ , we get

$$(6.12) \quad 0 \leq u(z) \leq C|z|^{\frac{1}{2}}e^{-\sqrt{6}c|z|} \quad \text{for all } z \in \bar{V}, |z| \geq r$$

for some constants  $C, r > 0$ . The same argument applies to every translated sector  $z_0 + \bar{V} \subset h\mathbb{H}_{-1}$  and gives  $0 \leq u(z) \leq C|z - z_0|^{\frac{1}{2}}e^{-\sqrt{6}c|z - z_0|}$  for all  $z \in z_0 + \bar{V}$  with  $|z - z_0| \geq r$ . As a result, inequality (6.12) still holds on  $z_0 + \bar{V}$  after modifying the constants  $C$  and  $r$ . We can take  $z_0 \in h\mathbb{H}_{-1}$  such that  $z_0 + \bar{V}$  contains a  $\varepsilon$ -neighborhood  $U$  of  $\bar{V}$ , so that the hypothesis on  $u$  in Proposition 6.6 is satisfied.

Proposition 6.6 gives a factorization  $P(z) = \hat{P}(z)R(z)$  for all  $z \in \bar{V}$  such that  $\hat{P}(z) \rightarrow \hat{P}(\infty) \in \operatorname{SL}(3, \mathbb{R})$  as  $|z| \rightarrow +\infty$  and  $R(z) \in N_v$  satisfies

$$(6.13) \quad \|R(z) - I\| \leq C_1|z|^{\frac{3}{2}}e^{\sqrt{6}(\sin(\frac{\pi}{3} + \theta_0) - c)|z|} \leq C_2e^{\frac{3\sqrt{2}}{4}|z|} \quad \text{for all } z \in \bar{V}, |z| \geq r_1$$

for constants  $C_1, C_2, r_1 > 0$ , where the last inequality follows from

$$\sin(\frac{\pi}{3} + \theta_0) - c < \sin(\frac{\pi}{3} + \theta_0) - \frac{1}{2}[\sin(\theta_0) + \sin(\frac{\pi}{3} + \theta_0)] = \frac{1}{2}\sin(\frac{\pi}{3} - \theta_0) < \frac{\sqrt{3}}{4}.$$

We can now define the required extension  $\bar{\delta}$  of  $\delta = \mathbb{P} \circ \iota$  by setting

$$\bar{\delta}|_{\partial_\infty^{(v)}\mathbb{C}} = \hat{P}(\infty) \circ \bar{\delta}_0|_{\partial_\infty^{(v)}\mathbb{C}},$$

where  $\delta_0 = \mathbb{P} \circ \iota_0$  is analyzed in Example 5.6 and  $\bar{\delta}_0$  is its extension to  $\mathbb{C}'$  given in Lemma 5.7. As explained in Section 5.3,  $\bar{\delta}_0$  maps  $\partial_\infty^{(v)}\mathbb{C}$  isometrically to an open edge  $I_v$  of the triangle  $\Delta = \{[x_1 : x_2 : x_3] \mid x_i > 0\} \subset \mathbb{RP}^2$ , hence  $\bar{\delta}$  maps  $\partial_\infty^{(v)}\mathbb{C}$  isometrically to the open line segment  $\hat{P}(\infty)I_v$ .

In order to prove the first statement of Proposition 6.2, we shall show that  $\bar{\delta}$  is continuous and injective. Using Lemma 6.5 as in the proof of Proposition 6.1, we

only need to show that for any sequence  $(z_n)_{n=1,2,\dots}$  of points in  $h\mathbb{H}$  tending to some  $z_\infty \in \partial_\infty^{(v)}\mathbb{C}$ , the image  $\delta(z_n)$  converges in  $\mathbb{RP}^2$  to  $\bar{\delta}(z_\infty) := \hat{P}(\infty)\bar{\delta}_0(z_\infty)$ .

We have  $z_\infty = [\gamma]$  for a negative ray  $\gamma : [0, +\infty) \rightarrow h\mathbb{H}_{-1}$  of the form  $\gamma(t) = \gamma(0) + tv$ . By definition of the topology on  $\mathbb{C}'$  in Section 5.3, neighborhoods of  $[\gamma]$  in  $\mathbb{C}'$  are generated by all subsets of the form  $W \cup \partial_\infty W$ , where  $W$  is an open half-band containing some  $\gamma([t, +\infty))$  and  $\partial_\infty W \subset \partial_\infty \mathbb{C}$  is given by geodesic rays in  $W$ . The convergence  $z_n \rightarrow [\gamma]$  means for any such  $W$  we have  $z_n \in W$  for  $n$  big enough, or equivalently,  $|z_n| \rightarrow +\infty$  while the distance from  $z_n$  to  $\gamma([0, +\infty)) = \gamma(0) + v\mathbb{R}_{\geq 0}$  tends to 0. This implies  $z_n \in \bar{V}$  when  $n$  is big enough. So we can suppose  $z_n \in \bar{V}$  for all  $n$  without loss of generality and we have  $\hat{P}(z_n) \rightarrow \hat{P}(\infty)$  as  $n \rightarrow \infty$ . In order to prove the required convergence  $\delta(z_n) = \hat{P}(z_n)R(z_n)\delta_0(z_n) \rightarrow \hat{P}(\infty)\bar{\delta}_0(z_\infty)$ , it remains to be shown that  $R(z_n)\delta_0(z_n) = \bar{\delta}_0(z_\infty)$ .

To this end, we only treat the case  $v = e^{\frac{\pi i}{3}}$ , as the proof for  $v = -1$  or  $e^{-\frac{\pi i}{3}}$  only has notational difference. We have  $N_{e^{\pi i/3}} = \{I + r_1 E_{13} + r_2 E_{23}\}_{r_1, r_2 \in \mathbb{R}}$  by Property (5) in Section 6.2, hence the coordinate expression

$$R(z)\delta_0(z) = \begin{pmatrix} 1 & r_1(z) \\ & 1 & r_2(z) \\ & & 1 \end{pmatrix} \begin{bmatrix} e^{\sqrt{2}\operatorname{Re}(z)} \\ e^{\sqrt{2}\operatorname{Re}(\omega^2 z)} \\ e^{\sqrt{2}\operatorname{Re}(\omega z)} \end{bmatrix} = \begin{bmatrix} 1 + r_1(z)e^{\sqrt{2}\operatorname{Re}((\omega-1)z)} \\ e^{\sqrt{2}\operatorname{Re}((\omega^2-1)z)} + r_2(z)e^{\sqrt{2}\operatorname{Re}((\omega-1)z)} \\ e^{\sqrt{2}\operatorname{Re}((\omega-1)z)} \end{bmatrix}.$$

Since  $|z_n| \rightarrow +\infty$  and the distance from  $z_n$  to the ray  $\gamma(0) + \mathbb{R}_{\geq 0} \cdot e^{\frac{\pi i}{3}}$  tends to 0, we have  $\operatorname{Re}((1-\omega)z_n) \approx -\sqrt{3} \cdot \frac{\sqrt{3}}{2}|z_n|$  with error tending to 0 as  $n \rightarrow \infty$ . Combining with the upper bound (6.13) of  $\|R(z) - I\| = \max\{|r_1(z)|, |r_2(z)|\}$ , we get  $|r_i(z_n)e^{\sqrt{2}\operatorname{Re}((\omega-1)z_n)}| \rightarrow 0$ ,  $i = 1, 2$ . As a result,  $R(z_n)\delta_0(z_n)$  has the same limit in  $\mathbb{RP}^2$  as  $\delta_0(z_n)$ , namely,  $\bar{\delta}_0(z_\infty)$ . This proves the first statement in Proposition 6.2.

We now assume  $u(z+h) = u(z)$  for all  $z \in h\mathbb{H}_{-1}$  and proceed with the statements on  $H$ . Let  $\tau$  denote the translation  $z \mapsto z+h$ . Denote by  $\tau^*$  the map induced by  $\tau$  on the vector bundle  $E$  and let  $\tau_z^* : E_z \rightarrow E_{z+h}$  be its restriction to the fiber  $E_z$ . Since the metrics  $g = e^{u(z)}|dz|^2$  and cubic differential  $dz^3$  are preserved by  $\tau$ , the affine sphere connection  $D$  associated to  $(g, dz^3)$  is preserved by  $\tau^*$ , hence the parallel transport  $T$  of  $D$  satisfies

$$(6.14) \quad \tau_{z_1}^* \circ T(z_1, z_2) = T(z_1 + h, z_2 + h) \circ \tau_{z_2}^*$$

for all  $z_1, z_2 \in h\mathbb{H}_{-1}$ . The parallel transport  $T_0$  of the affine sphere connection  $D_0$  associated to  $(|dz|^2, dz^3)$  has the same property.

We define the linear transformation  $H$  of  $E_0$  as

$$H := \tau_{-h}^* \circ T(-h, 0) = T(0, h) \circ \tau_0^*,$$

which belongs to  $\operatorname{SL}(E_0) \cong \operatorname{SL}(3, \mathbb{R})$  because both  $D$  and  $\tau^*$  preserve the volume form  $d\operatorname{vol}_g \wedge \underline{1}^*$  on  $E$  (see Section 3.1). By identity (6.14) and the fact that  $\tau$  globally preserves the section  $\underline{1}$  of  $\underline{\mathbb{R}} \subset E$ , we have

$$\begin{aligned} H(\iota(z)) &= H \circ T(0, z)\underline{1}_z = \tau_{-h}^* \circ T(-h, z)\underline{1}_z \\ &= T(0, z+h)\tau_z^*\underline{1}_z = T(0, z+h)\underline{1}_{z+h} = \iota(z+h). \end{aligned}$$

$H$  is the unique element of  $\operatorname{SL}(E_0)$  satisfying  $\iota(z+h) = H(\iota(z))$  because  $\iota(z)$  linearly spans  $E_0$  as  $z$  runs over  $h\mathbb{H}_{-1}$ .

In order to prove the statement on eigenvalues of  $H$ , we consider the linear transformation  $H_0 \in \mathrm{SL}(E_0)$  defined in the same way as  $H$  but using the parallel transport  $T_0$  of  $D_0$  instead. Since  $\tau^*$  preserves the frame  $(e_1, e_2, e_3)$  of  $E$ ,  $H_0$  has the same matrix expression as  $T_0(0, h)$  under the frame, namely (see Section 3.4),

$$H_0 = \begin{pmatrix} e^{\sqrt{2} \operatorname{Re}(h)} & & \\ & e^{\sqrt{2} \operatorname{Re}(\omega^2 h)} & \\ & & e^{\sqrt{2} \operatorname{Re}(\omega h)} \end{pmatrix}, \text{ where } \omega = e^{2\pi i/3}.$$

On the other hand, by definitions and identity (6.14), we have, for all  $z \in h\mathbb{H}_{-1}$ ,

$$\begin{aligned} P(z+h)H_0P(z)^{-1} &= T(0, z+h)T_0(z+h, 0)T_0(0, h)\tau_0^*T_0(0, z)T(z, 0) \\ &= T(0, z+h)T_0(z+h, h)T_0(h, z+h)\tau_z^*T(z, 0) \\ &= T(0, z+h)T(z+h, h)\tau_0^* = T(0, h)\tau_0^* = H. \end{aligned}$$

In view of the factorization  $P(z) = \hat{P}(z)R(z)$  for  $z \in \bar{V}$ , if  $z$  and  $z+h$  are both contained in  $\bar{V}$ , the above equality gives

$$H_0(H_0^{-1}R(z+h)H_0)R(z)^{-1} = R(z+h)H_0R(z)^{-1} = \hat{P}(z+h)^{-1}H\hat{P}(z).$$

Note that  $H_0^{-1}R(z+h)H_0$  is in the subgroup  $N_v$  because  $N_v$  is invariant under conjugation by diagonal matrices. When  $z$  and  $z+h$  go to infinity in  $\bar{V}$ , the right hand side of the above equality converges in  $\mathrm{SL}(3, \mathbb{R})$  to  $\hat{P}(\infty)^{-1}H\hat{P}(\infty)$ , so the left hand side converges to  $H_0R_0$  for some  $R_0 \in N_v$ . Therefore, we can write

$$(6.15) \quad H = \hat{P}(\infty)H_0R_0\hat{P}(\infty)^{-1}.$$

As mentioned earlier,  $\bar{\delta}_0$  maps  $\partial_\infty^{(v)}\mathbb{C}$  to the open edge  $I_v$  of the triangle  $\Delta$ . The endpoints  $\partial_\infty^{(e^{\pi i/3}v)}\mathbb{C}$  and  $\partial_\infty^{(e^{-\pi i/3}v)}\mathbb{C}$  of  $\partial_\infty^{(v)}\mathbb{C}$  in  $\partial_\infty\mathbb{C}$  are sent to the endpoints  $x_0^+$  and  $x_0^-$  of  $I_v$  which are ordered counterclockwise in Figure 5.4. A case-by-case check for  $v = e^{\pi i/3}$ ,  $-1$  and  $e^{\pi i/3}$  shows that  $H_0R_0$  has eigenvalue  $e^{\sqrt{2} \operatorname{Re}(e^{\mp \frac{\pi i}{3}} v^{-1} h)}$  at  $x_0^\pm$  for any  $R_0 \in N_v$  (for example, if  $v = e^{\pi i/3}$  then  $x_0^- = [1 : 0 : 0]$ ,  $x_0^+ = [0 : 1 : 0]$  and

$$H_0R_0 = \begin{pmatrix} e^{\sqrt{2} \operatorname{Re}(h)} & & * \\ & e^{\sqrt{2} \operatorname{Re}(\omega^2 h)} & * \\ & & e^{\sqrt{2} \operatorname{Re}(\omega h)} \end{pmatrix}$$

has eigenvalues  $e^{\sqrt{2} \operatorname{Re}(h)} = e^{\sqrt{2} \operatorname{Re}(e^{\frac{\pi i}{3}} v^{-1} h)}$  and  $e^{\sqrt{2} \operatorname{Re}(\omega^2 h)} = e^{\sqrt{2} \operatorname{Re}(e^{-\frac{\pi i}{3}} v^{-1} h)}$  at  $x_0^-$  and  $x_0^+$ , respectively). By identity (6.15),  $H$  also has eigenvalue  $e^{\sqrt{2} \operatorname{Re}(e^{\mp \frac{\pi i}{3}} v^{-1} h)}$  at the endpoint  $x^\pm = \hat{P}(\infty)x_0^\pm$  of  $\bar{\delta}(\partial_\infty^{(v)}\mathbb{C}) = \hat{P}(\infty)I_v$ . Noting that  $x^\pm$  is the limit of  $\bar{\delta}(\zeta) = \hat{P}(\infty)\bar{\delta}_0(\zeta)$  as  $\zeta \in \partial_\infty^{(v)}\mathbb{C}$  tends to  $\partial_\infty^{(e^{\pm \frac{\pi i}{3}} v)}\mathbb{C}$ , we conclude the proof of Proposition 6.2.

## 7. CUBIC DIFFERENTIAL AROUND (PIECEWISE) GEODESIC BOUNDARY

In this chapter, we finish the proof of Theorem 1.3 by establishing the “if” direction in Parts (2) and (3).

**7.1. Blaschke curvature near boundary lines.** Recall from Sections 3.3 and 4.1 that every properly convex domain  $\Omega$  in  $\mathbb{RP}^2$  carries a Riemannian metric  $g_\Omega$  and a cubic differential  $\phi_\Omega$  given by the Blaschke metric and normalized Pick differential of the affine sphere  $M_\Omega \subset \mathbb{R}^3$  which projects to  $\Omega$ . Following an idea in [BH13], we use the Hausdorff continuity property in Section 4.1 to get controls on the curvature  $\kappa_\Omega$  of  $g_\Omega$  near line segments contained in the boundary  $\partial\Omega$  and points where  $\partial\Omega$  is not  $C^1$  (i.e. point at which  $\partial\Omega$  admits two non-collinear tangent lines):

**Lemma 7.1.** *Let  $\Omega \subset \mathbb{RP}^2$  be a properly convex domain. Fix  $0 < \varepsilon < 1$ .*

- (1) *Suppose  $\partial\Omega$  contains a line segment  $I$ . Then every point  $p$  in the interior of  $I$  has a neighborhood  $B$  in  $\mathbb{RP}^2$  such that  $\kappa_\Omega > -\varepsilon$  in  $B \cap \Omega$ .*
- (2) *Suppose  $\partial\Omega$  is not  $C^1$  at a point  $p \in \partial\Omega$  and fix an open triangle  $T \subset \Omega$  with a vertex at  $p$ . Then  $p$  has a neighborhood  $B$  in  $\mathbb{RP}^2$  such that  $\kappa_\Omega > -\varepsilon$  in  $B \cap \Omega$ .*

Note that in the second part, for each of the two tangent rays to  $\partial\Omega$  at  $p$ , the boundary  $\partial\Omega$  can either contain an initial segment of the ray or meet the ray only at  $p$ . Figure 7.2 below illustrates an example where both situations occur. However, if both rays are in the former situation, then the lemma just says that  $\kappa_\Omega > -\varepsilon$  holds in  $B \cap \Omega$  for a neighborhood  $B$  of  $p$ , and this is the case needed in the next section.

*Proof.* (1) We may suppose  $I$  is a maximal segment on  $\partial\Omega$ , i.e. the intersection of  $\partial\Omega$  with a line in  $\mathbb{RP}^2$ . Let  $\Delta \subset \Omega$  be the open triangle spanned by  $I$  and a point  $x_0$  in  $\Omega$ , see the first picture in Figure 7.1. Choose a point  $x_1 \in \Delta$ . Since the affine sphere projecting to  $\Delta$  has flat Blaschke metric (see Section 3.4), the curvature  $\kappa_\Delta$  of the metric  $g_\Delta$  on  $\Delta$  vanishes. By Corollary 4.2, there exists a metric ball  $\mathcal{B} \subset \mathcal{C}$  (under the Hausdorff distance given by a metric on  $\mathbb{RP}^2$ ) centered at  $\Delta$  such that every  $\Omega' \in \mathcal{B}$  contains  $x_1$  and satisfies  $\kappa_{\Omega'}(x_1) > -\varepsilon$ .

For any  $x \in \Delta$ , let  $f_x \in \text{SL}(3, \mathbb{R})$  denote the projective transformation which preserves  $\Delta$  and brings  $x$  to  $x_1$ . Since  $\kappa_\Omega(x) = \kappa_{f_x(\Omega)}(x_1)$  (see Section 4.1), a sufficient condition for  $\kappa_\Omega(x) > -\varepsilon$  is  $f_x(\Omega) \in \mathcal{B}$ . Therefore, we only need to find, for every point  $p$  in the interior of  $I$ , a neighborhood  $B$  of  $p$  in  $\mathbb{RP}^2$  such that  $f_x(\Omega) \in \mathcal{B}$  for all  $x \in B \cap \Delta$ .

To this end, we work with the affine chart  $\mathbb{R}^2 \subset \mathbb{RP}^2$  in which  $\Delta$  is the first quadrant and  $x_0 = (0, 0)$ ,  $x_1 = (1, 1)$ , so that the restriction of  $f_x$  to the chart is given by  $f_x(y) = (\frac{y^1}{x^1}, \frac{y^2}{x^2})$ , where  $y^1$  and  $y^2$  denote the coordinates of  $y \in \mathbb{R}^2$ . Suppose  $p$  is the point at infinity of lines in  $\mathbb{R}^2$  with a fixed slope  $k > 0$ . Choose  $k_0 > 0$  satisfying  $k_0 < k < k_0^{-1}$  and consider the sector  $\Delta' = \{x \in \mathbb{R}^2 \mid k_0 < x^2/x^1 < k_0^{-1}\}$ . Then  $\Delta'$  is a triangle contained in  $\Delta$  with an edge  $I' \subset I$  containing  $p$ , see Figure 7.1.

Given  $\lambda \in (0, 1)$  and a point  $a$  in the third quadrant  $-\Delta$ , we let  $L_{a,\lambda}$  denote the region containing  $\Delta$  and bounded by the rays issuing from  $a$  with slopes  $-\lambda$  and  $-\lambda^{-1}$ . Such a region is a triangle in  $\mathbb{RP}^2$ , hence an element of  $\mathcal{C}$ , with the following key property: there are constants  $r_0 > 0$  and  $\lambda_0 > 0$  such that  $L_{a,\lambda} \in \mathcal{B}$  whenever  $\|a\| := ((a^1)^2 + (a^2)^2)^{\frac{1}{2}} < r_0$  and  $\lambda < \lambda_0$ .

Since  $I$  is a maximal segment, for any  $\lambda > 0$  we can take  $a$  sufficiently far away from 0 such that  $\Omega \subset L_{a,\lambda}$ . In particular, we fix  $a_0 \in -\Delta$  such that  $\Omega \subset L_{a_0, k_0 \lambda_0}$ . Using the formula  $f_x(L_{a,\lambda}) = L_{f_x(a), \lambda x^1/x^2}$ , which follows from the expression of  $f_x$ , we check that

$$(7.1) \quad f_x(L_{a_0, k_0 \lambda_0}) \in \mathcal{B} \text{ for all } x \in \Delta' \text{ such that } x^1, x^2 > \|a_0\|/r_0.$$






FIGURE 7.1. Proof of Lemma 7.1 (1)

Indeed, since  $k_0 \leq \frac{x^2}{x^1} \leq k_0^{-1}$  for  $x \in \Delta'$ , the  $\lambda$ -parameter of  $f_x(L_{a_0, k_0 \lambda_0})$  is less than  $\lambda_0$ , while  $x^1, x^2 \geq \|a_0\|/r_0$  implies that the base point  $f_x(a_0)$  of  $f_x(L_{a_0, k_0 \lambda_0})$  has norm less than  $a_0$ . Thus, Property (7.1) is implied by the definition of  $r_0$  and  $\lambda_0$ .

Since  $\mathcal{B}$  is a Hausdorff metric ball centered at  $\Delta$  while we have the inclusion relations  $\Delta = f_x(\Delta) \subset f_x(\Omega) \subset f_x(L_{a_0, k_0 \lambda_0})$ , if  $f_x(L_{a_0, k_0 \lambda_0})$  is contained in  $\mathcal{B}$ , then so does  $f_x(\Omega)$ . Therefore, Property (7.1) implies that  $f_x(\Omega) \in \mathcal{B}$  for all  $x \in U := \{(x^1, x^2) \in \Delta' \mid x^1, x^2 > \|a_0\|/r_0\}$ . So  $B := U \cup I'$  is a neighborhood of  $p$  in  $\bar{\Delta}$  fulfilling the requirement.

(2) Take an open triangle  $\Delta$  containing  $\Omega$  with two edges tangent to  $\partial\Omega$  at  $p$  as in Figure 7.2. Fix  $x_1 \in \Delta$ . Defining  $\mathcal{B}$  and  $f_x$  in the same way as in the proof of Part (1), we only need to show  $f_x(\Omega) \in \mathcal{B}$  for all  $x \in T$  close enough to  $p$ .

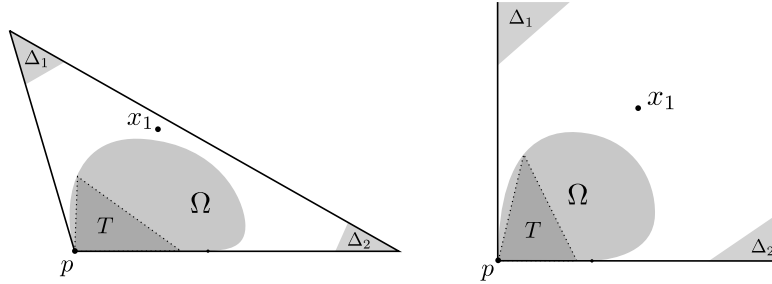


FIGURE 7.2. Proof of Lemma 7.1 (2)

To this end, take small enough sub-triangles  $\Delta_1, \Delta_2 \subset \Delta$  as in the picture, such that for any convex domain  $\Omega'$  in  $\Delta$  with boundary containing  $p$ , we have  $\Omega' \in \mathcal{B}$  whenever  $\Omega'$  meets both  $\Delta_1$  and  $\Delta_2$ . It is then sufficient to show that  $f_x(T) \subset f_x(\Omega)$  meets  $\Delta_1$  and  $\Delta_2$ , or equivalently,  $T$  meets  $f_x^{-1}(\Delta_1)$  and  $f_x^{-1}(\Delta_2)$ , when  $x \in T$  is closed enough to  $p$ . But the latter statement is elementary to check by working on the affine chart in which  $\Delta$  is the first quadrant and  $x_1 = (1, 1)$ , as in the second picture in Figure 7.2.  $\square$

**7.2. (Piecewise) geodesic boundaries and poles.** Given a convex  $\mathbb{RP}^2$ -surface  $S$ , if we identify  $S$  as the quotient of a properly convex domain  $\Omega \subset \mathbb{RP}^2$  through a developing map, then the Blaschke metric and normalized Pick differential of  $S$

defined in Section 3.3 are just the quotients of  $g_\Omega$  and  $\phi_\Omega$ , respectively. The information on the curvature of  $g_\Omega$  obtained above allows us to show:

**Theorem 7.2.** *Let  $S'$  be an oriented convex  $\mathbb{RP}^2$ -surface with geodesic or piecewise geodesic boundary such that the boundary  $\partial S'$  is homeomorphic to a circle. Let  $S$  be the interior of  $S'$ , viewed as an open convex  $\mathbb{RP}^2$ -surface, and let  $g$  and  $\phi$  be the Blaschke metric and normalized Pick differential on  $S$ , respectively. Then the end of  $S$  at  $\partial S'$  is conformally a puncture (for the conformal structure underlying  $g$ ) at which  $\phi$  has a pole of order at least 3.*

*Proof.* Identify  $S'$  as the quotient of a properly convex set  $\Omega' \subset \mathbb{RP}^2$  by projective transformations, so that  $S$  is the quotient of the interior  $\Omega$  of  $\Omega'$ . Then  $g$  and  $\phi$  are given by the metric  $g_\Omega$  and cubic differential  $\phi_\Omega$  on  $\Omega$ .

The boundary  $\partial S'$  being geodesic or piecewise geodesic means that every point of  $\partial S'$  is the image, by the quotient map  $\Omega' \rightarrow S'$ , of either an interior point of a line segment in  $\partial\Omega$  or the junction point of two line segments in  $\partial\Omega$ . By Lemma 7.1, every such point has a neighborhood  $B$  in  $\mathbb{RP}^2$  such that  $\kappa_\Omega = -1 + \|\phi_\Omega\|_{g_\Omega}^2 \geq -1/2$  on  $B \cap \Omega$ . As a consequence,  $\partial S'$  has a neighborhood  $U'$  in  $S'$  such that

$$(7.2) \quad \kappa_g = -1 + \|\phi\|_g^2 \geq -1/2 \text{ in } U := U' \setminus \partial S'.$$

After shrinking  $U'$  if necessary, we can identify the closure  $\bar{U}$  of  $U$  in  $(S, \mathbf{J})$  conformally with the annulus  $\{z \in \mathbb{C} \mid r < |z| \leq 1\}$  for some  $r \in [0, 1)$  and write  $\phi = \phi(z)dz^3$  in  $\bar{U}$ , where  $\phi$  is holomorphic and nowhere vanishing. By (7.2), the conformal ratio between the flat metric  $|\phi|^{\frac{2}{3}} = |\phi(z)|^{\frac{2}{3}}|dz|^2$  and the metric  $g$  is bounded from below by  $2^{-\frac{1}{3}}$  in  $\bar{U}$ , so the completeness of  $g$  implies that the restriction of  $|\phi|^{\frac{2}{3}}$  to  $\bar{U}$  is complete. Using Lemma B.1, we conclude that  $r = 0$  and  $\phi$  has a pole of order at least 3 at  $z = 0$ , as required.  $\square$

By construction of the one-to-one correspondence between convex  $\mathbb{RP}^2$ -structures and cubic differentials explained in Sections 3.2 and 3.3, Theorem 7.2 implies that under the hypotheses of Theorem 1.3, if  $X$  admits an extension  $X'$  as stated in Part (2) or (3), then  $p$  is a pole of order at least 3. Combining with the “only if” statements of (2) and (3) already proved in Section 6, we get the required “if” statements.

#### APPENDIX A. CONNECTIONS AND PARALLEL TRANSPORTS

In this appendix, we fix some notations on connections and parallel transports used in Chapters 3 and 6. See e.g. [Tau11] for a survey of the background material.

Let  $(E, \mu, D)$  be a  $\mathrm{SL}(n, \mathbb{R})$ -vector bundle over a manifold  $M$ , namely,  $E$  is a real vector bundle of rank  $n$ ,  $D$  is a connection on  $E$  and  $\mu$  is a volume form on  $E$  preserved by  $D$ . The *parallel transport*  $\mathbf{T}$  of  $D$  assigns to every oriented  $C^1$ -path  $\gamma : [a, b] \rightarrow M$  a linear isomorphism between fibers

$$\mathbf{T}(\gamma) : E_{\gamma(a)} \rightarrow E_{\gamma(b)}$$

respecting the volume form  $\mu$ , in such a way that

$$\mathbf{T}(\gamma^{-1}) = \mathbf{T}(\gamma)^{-1}, \quad \mathbf{T}(\beta)\mathbf{T}(\gamma) = \mathbf{T}(\beta\gamma),$$

where  $\gamma^{-1}$  is the reverse path of  $\gamma$  and  $\beta$  is any path starting from the point where  $\gamma$  terminates. Note that the order of  $\beta$  and  $\gamma$  in our notation  $\beta\gamma$  for concatenation is chosen in accordance with the notation for composition of transformations.

In terms of the matrix expression of the connection

$$D = d + A$$

under a unimodular frame of  $(E, \mu)$  on an open set containing  $\gamma$ , the parallel transport  $T(\gamma)$  is obtained by solving an ODE as follows: For every  $t \in [a, b]$ , let  $\gamma_{[a,t]}$  denote the restriction of  $\gamma$  to the interval  $[a, t]$  and view the parallel transport  $T(\gamma_{[a,t]})$  from  $E_{\gamma(a)}$  to  $E_{\gamma(t)}$  as a matrix in  $\mathrm{SL}(n, \mathbb{R})$  by means of the frame. Then we have

$$\frac{d}{dt}T(\gamma_{[a,t]}) + A(\dot{\gamma}(t))T(\gamma_{[a,t]}) = 0.$$

This equation together with the obvious initial condition  $T(\gamma_{[a,a]}) = I$  determines  $T(\gamma) = T(\gamma_{[a,b]})$ .

In particular, if  $M$  is contractible and  $D$  is flat, we let  $T(y, x)$  denote the parallel transport of  $D$  along any path from the point  $x$  to  $y$ , which does not depend on the choice of the path. If we write  $D = d + A$  and view  $T(y, x)$  as a matrix in  $\mathrm{SL}(n, \mathbb{R})$  under a unimodular frame as above, then the map

$$M \times M \rightarrow \mathrm{SL}(3, \mathbb{R}), \quad (y, x) \mapsto T(y, x)$$

is characterized by the following properties:

- $T(x, x) = I$ ,  $T(x, y) = T(y, x)^{-1}$ ;
- Let  $\partial_X^{(2)}T(y, x)$  (resp.  $\partial_Y^{(1)}T(y, x)$ ) denote the derivative of  $T(y, x)$  with respect to the variable  $x$  (resp.  $y$ ) along the tangent vector  $X \in T_X M$  (resp.  $Y \in T_Y M$ ). Then

$$\partial_X^{(2)}T(y, x) = T(y, x)A(X), \quad \partial_Y^{(1)}T(y, x) = -A(Y)T(y, x).$$

## APPENDIX B. ENDS OF FLAT SURFACES

A *flat surface* is a surface endowed with a flat Riemannian metric, or equivalently, an atlas with local charts taking values in the Euclidean plane and transition maps being Euclidean isometries. In this appendix, we collect results used in Sections 2.4, 4.5, 5.1 and 7.2 concerning oriented flat surfaces homeomorphic to the half-open annulus  $\mathbb{S}^1 \times [0, 1)$ . We call such a surface a *flat end* and study their properties “at infinity”, i.e. properties invariant under the following equivalence relation: flat ends  $F_1$  and  $F_2$  are called *equivalent* if they have compact subsets  $C_1$  and  $C_2$  such that there is an orientation preserving isometry from  $F_1 \setminus C_1$  to  $F_2 \setminus C_2$ .

**B.1. Regular flat ends.** Since the curvature of the metric  $g = e^{2u(z)}|dz|^2$  is  $\kappa_g = -e^{-2u}\Delta u$ , every flat end is equivalent to an annulus

$$\Omega_r := \{z \in \mathbb{C} \mid r < |z| \leq 1\}$$

with  $r \in [0, 1)$  endowed with the metric  $e^{2u(z)}|dz|^2$  for some harmonic function  $u$  on  $\Omega_r$ . It is a classical fact (see [ABR01, Theorem 9.15]) that for such a  $u$  there exists a holomorphic function  $h$  on  $\Omega_r$  and a constant  $\beta \in \mathbb{R}$  such that

$$u(z) = \mathrm{Re} h(z) + \beta \log |z|,$$

so we can write  $e^{2u(z)}|dz|^2 = |ze^{h(z)/\beta}|^{2\beta}|dz|^2$ . Thus, every flat end  $F$  is equivalent to one of the form  $(\Omega_r, |f(z)|^{2\alpha}|dz|^2)$  with  $r \in [0, 1)$ ,  $\alpha \in (0, +\infty)$  for a nowhere vanishing holomorphic function  $f$  on  $\Omega_r$ . We call  $F$  *regular* if  $r = 0$  and  $f(z)$  has a non-essential singularity at  $z = 0$ . This is clearly a property independent of the choice of the conformal coordinate and invariant under equivalence.

Works of A. Huber [Hub57, Hub67] in much more general settings imply that if a flat end is complete then it is regular:

**Lemma B.1.** *Let  $f$  be a nowhere vanishing holomorphic function on  $\Omega_r$  and  $\alpha > 0$  be a constant. Then the metric  $|f(z)|^{2\alpha}|dz|^2$  on  $\Omega_r$  is complete if and only if  $r = 0$  and  $f(z)$  has a pole of order at least  $1/\alpha$  at  $z = 0$ .*

While the “if” part is elementary, the “only if” part follows from the following formulation of Huber’s results (see [HT92, §1]), which is a far-reaching generalization of the above classical fact for harmonic functions: Let  $u$  be a  $C^2$ -function on  $\Omega_r$ . If the metric  $e^{2u(z)}|dz|^2$  is complete and  $\int_{\Omega_r} |\Delta u| < +\infty$  (which means the metric has finite total curvature), then we have  $r = 0$  and

$$u(z) = \operatorname{Re} h(z) + \beta \log |z| - \frac{1}{2\pi} \int_{\Omega_0} \log |z - \zeta| \Delta u(\zeta) d\mu(\zeta)$$

for a constant  $\beta \leq -1$  and a holomorphic function  $h$  on the whole disk  $\{|z| \leq 1\}$ , where  $\mu$  denotes the Lebesgue measure. The case  $\Delta u = 0$  implies the lemma above.

The next lemma shows that if a flat end is conformally a punctured disk, then finiteness of volume implies regularity. For applications in Section 4.5, we allow  $f$  to have zeros in the assumption:

**Lemma B.2.** *Let  $f$  be a holomorphic function on  $\Omega_0$  and  $\alpha > 0$  be a constant. Then the function  $|f(z)|^{2\alpha}$  is  $L^1$  if and only if  $f(z)$  has a removable singularity or a pole of order less than  $1/\alpha$  at  $z = 0$ .*

*Proof.* The statement is elementary to check if  $f(z)$  have non-essential singularity at  $z = 0$ , so we only need to show that if  $|f(z)|^{2\alpha}$  is  $L^1$  then the singularity of  $f$  at  $z = 0$  is not essential. To this end, we work with the coordinate  $w = 1/z$ , so that the  $L^1$  condition amounts to

$$(B.1) \quad \int_{0 < |z| \leq 1} |f(z)|^{2\alpha} d\mu(z) = \int_{|w| \geq 1} \frac{1}{|w|^4} |f(\frac{1}{w})|^{2\alpha} d\mu(w) < +\infty.$$

We claim that for any non-negative subharmonic function  $F(w)$  on  $\{|w| \geq 1\}$ , if

$$\int_{|w| \geq 1} \frac{1}{|w|} F(w) d\mu(w) < +\infty,$$

then  $F$  is bounded. To prove the claim, we consider the harmonic function  $H_R$  on the disk  $\{|w| < R\}$  whose boundary values coincide with the values of  $F$  on  $\{|w| = R\}$ , for every  $R \geq 1$ . The Poisson formula gives

$$H_R(w) = \frac{1}{2\pi R} \int_{|\zeta|=R} \frac{R^2 - |w|^2}{|w - \zeta|^2} F(\zeta) |d\zeta| \geq 0.$$

As a consequence, for any  $1 \leq r < R$  we have

$$\max_{|w|=r} H_R(w) \leq \frac{R+r}{2\pi R(R-r)} \int_{|\zeta|=R} F(\zeta) |d\zeta|.$$

Integrating this inequality with respect to  $R \in [2r, +\infty)$  yields

$$\int_{2r}^{+\infty} \max_{|w|=r} H_R(w) dR \leq \frac{3}{2\pi} \int_{2r}^{\infty} \frac{dR}{R} \int_{|\zeta|=R} F(\zeta) |d\zeta| = \frac{3}{2\pi} \int_{|w| \geq 2r} \frac{F(w)}{|w|} d\mu(w).$$

By assumption, the last integral converges, hence so does the first one. This implies

$$(B.2) \quad \liminf_{R \rightarrow +\infty} \max_{|w|=r} H_R(w) = 0.$$

On the other hand,  $H_R$  plus the constant  $\max_{|w|=1} F(w)$  majorizes  $F$  on the boundary of the annulus  $\{1 \leq |w| \leq R\}$ , hence also on the whole annulus. It follows that

$$\max_{|w|=r} F(w) \leq \max_{|w|=r} H_R(w) + \max_{|w|=1} F(w).$$

With a fixed  $r \geq 1$ , this holds for all  $R > r$ . Therefore, taking Inequality (B.2) into account, we get  $\max_{|w|=r} F(w) \leq \max_{|w|=1} F(w)$ , hence the claim.

The claim and Condition (B.1) imply that the subharmonic function  $F(w) = |w|^{-3} |f(\frac{1}{w})|^{2\alpha} = |z|^3 |f(z)|^{2\alpha}$  is bounded as  $z$  runs over  $\Omega_0$ . It then follows from the Big Picard Theorem that  $z = 0$  is not an essential singularity of  $f$ , as required.  $\square$

**B.2. Invariants and classification.** Let  $\mathbb{E}^2 = (\mathbb{C}, |dz|^2)$  be the Euclidean plane and  $\text{Isom}(\mathbb{E}^2) = \{z \mapsto az + b \mid |a| = 1, b \in \mathbb{C}\}$  be its orientation preserving isometry group. A regular flat end  $F$  has a developing pair consists of a developing map  $\delta : \tilde{F} \rightarrow \mathbb{E}^2$  and a holonomy representation  $\rho : \pi_1(F) \rightarrow \text{Isom}(\mathbb{E}^2)$ , well defined up to  $\text{Isom}(\mathbb{E}^2)$ -conjugacy (see [Gol10]). In particular, let  $[\partial F]$  denote the generator of the fundamental group  $\pi_1(F) \cong \mathbb{Z}$  carried by the boundary  $\partial F$  with the induced orientation, then the conjugacy class of  $\rho([\partial F]) \in \text{Isom}(\mathbb{E}^2)$  is an invariant of  $F$  under the equivalence relation.

Since every isometry  $\sigma \in \text{Isom}(\mathbb{E}^2)$  is determined up to conjugacy by its rotation part  $\text{rot}(\sigma) \in \text{SO}(2)$  and translation length  $\text{tran}(\sigma) := \min\{|\sigma(z) - z| \mid z \in \mathbb{C}\}$ , the invariant above boils down to  $\text{rot}(\rho([\partial F]))$  and  $\text{tran}(\rho([\partial F]))$ . While we refer to the latter as the *holonomy translation* of  $F$  and denote it by  $t(F)$ , the former is actually covered by a finer invariant, the *total boundary curvature*  $\theta(F) \in \mathbb{R}$ , defined as follows: If the boundary  $\partial F$  is of class  $C^2$ , so that the geodesic curvature  $\kappa_g : \partial F \rightarrow \mathbb{R}$  with respect to the inward pointing normal is well defined and continuous, we put

$$\theta(F) := \int_{\partial F} \kappa_g.$$

Given a smaller flat end  $F_0 \subset F$  with  $C^2$ -boundary such that  $F \setminus F_0^\circ$  is compact and homeomorphic to an annulus (here  $F_0^\circ := F_0 \setminus \partial F_0$  denotes the interior), applying the Gauss-Bonnet formula to the annulus, we get  $\theta(F_0) = \theta(F)$ . It follows that  $\theta(F)$  is invariant under equivalence and can be defined for flat ends with arbitrary boundary by taking a smaller flat end with  $C^2$ -boundary.

*Remark B.3.* One can generalize  $\theta(F)$  to non-flat ends by defining it as the limit of total boundary curvature for an exhausting sequence of sub-ends. The limit exists at least for ends of the form  $(\{0 < |z| \leq 1\}, e^{2u}|z|^{2\beta}|dz|^2)$  considered in [HT92] (where  $u$  satisfies some regularity conditions) and equals  $2\pi(\beta + 1)$ . A proof is implicitly contained in [HT92, Proof of Thm 2.8].

To have a more concrete grasp of  $\theta(F)$ , we fix an arc-length preserving identification  $\partial F \cong \mathbb{R}/L\mathbb{Z}$  (where  $L > 0$  is the length of  $\partial F$ ), which lifts to an identification  $\partial \tilde{F} \cong \mathbb{R}$ , and view the above considered developing map  $\delta$  restricted to  $\partial \tilde{F}$  as a parametrized curve  $\delta : \mathbb{R} \cong \partial \tilde{F} \rightarrow \mathbb{E}^2$ . Then  $\theta(F)$  is the signed angle swept out by the tangent vector  $\delta'(t) \in T_{\delta(t)}\mathbb{E}^2 \cong \mathbb{C}$  as  $t$  runs over the fundamental interval  $[0, L]$ , where the sign convention makes  $\theta(F)$  positive (resp. negative) if  $F$  has locally strictly convex (resp. concave) boundary.

The equivariance property of the developing map with respect to the holonomy implies  $\delta(t + L) = \rho([\partial F])(\delta(t))$ , so the rotation part  $\text{rot}(\rho([\partial F]))$  of the holonomy maps  $\delta'(0)$  to  $\delta'(L)$ . As a result, the invariant  $\text{rot}(\rho([\partial F]))$  of  $F$  is covered by  $\theta(F)$

through the relation  $\text{rot}(\rho([\partial F])) = e^{\theta(F)i}$ . In particular,  $\text{rot}(\rho([\partial F]))$  is trivial if and only if  $\theta(F)$  is an integer multiple of  $2\pi$ , and only in this case can the holonomy translation  $t(F) = \text{tran}(\rho([\partial\Omega]))$  be nonzero.

In summary, we obtained two invariants of flat ends under equivalence: the total boundary curvature  $\theta \in \mathbb{R}$  and the holonomy translation  $t \geq 0$ , the latter being possibly nonzero only when  $\theta \in 2\pi\mathbb{Z}$ . Regular flat ends can be classified based on these invariants:

**Theorem B.4.** *If a flat end is regular, then its total boundary curvature  $\theta$  and holonomy translation  $t$  fulfill the following restrictions:*

- $t = 0$  unless  $\theta$  is a non-positive integer multiple of  $2\pi$ ;
- $t \neq 0$  if  $\theta = 0$ .

Given  $\theta \in \mathbb{R}$  and  $t \geq 0$  under these restrictions, up to equivalent, there exists a unique regular flat end with total boundary curvature  $\theta$  and holonomy translation  $t$ .

All the  $(\theta, t)$ 's satisfying the restrictions are in the first column of the following table, while the second column consists of the concrete flat ends constructed in Figures B.1 and B.2, which clearly have the prescribed invariants.

invariants	geometric model	analytic model
$\theta > 0, t = 0$	cone of angle $\theta$	$ z ^{2(\frac{\theta}{2\pi}-1)} dz ^2$
$\theta < 0, t = 0$	funnel of angle $-\theta$	
$\theta = 0, t > 0$	half-cylinder with perimeter $t$	$(\frac{t}{2\pi})^2 \frac{ dz ^2}{ z ^2}$
$\theta = -2\pi l$ ( $l \in \mathbb{Z}_+$ ), $t > 0$	$t$ -grafted funnel of angle $2\pi l$	$ \frac{1}{z^l} + \frac{t}{2\pi} ^2 \frac{ dz ^2}{ z ^2}$

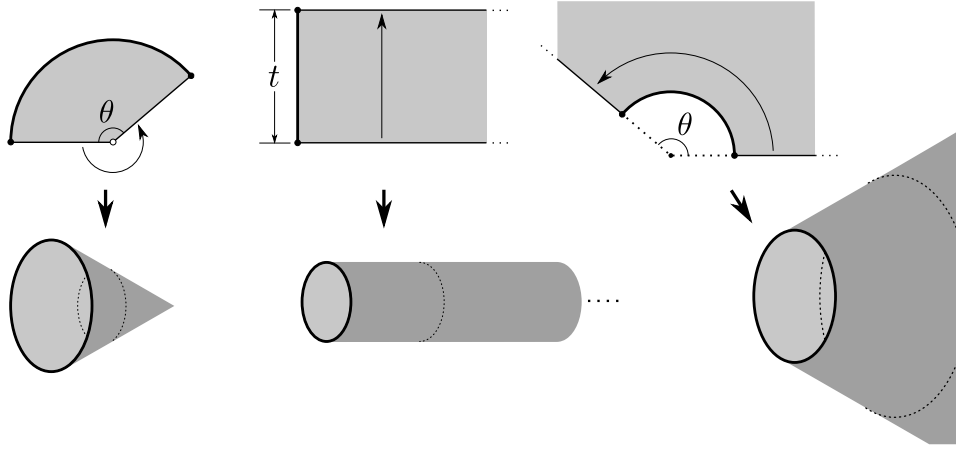


FIGURE B.1. Cone of angle  $\theta$ , half-cylinder with perimeter  $t$  and funnel of angle  $\theta$ , constructed by gluing together a pair of boundary lines of the flat surfaces indicated at the top, which are regions in  $\mathbb{E}^2$  when  $\theta < 2\pi$ . A cone or funnel is determined by its perimeter in addition to  $\theta$ , but the equivalence class only depends on  $\theta$ .

On the other hand, each metric in the third column of the table also defines a regular flat end around  $z = 0$  with the prescribed invariants (compare Remark B.3).

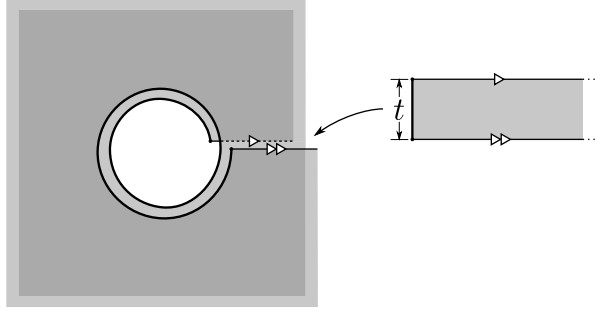


FIGURE B.2.  $t$ -grafting of a funnel of angle  $2\pi l$  when  $l = 2$ : On the left is a funnel of angle  $4\pi$  cut open along a ray. One adds to it a half-band of width  $t$  by gluing along boundary rays, so as to obtain a flat end with holonomy translation  $t$ .

Indeed,  $\{0 < |z| \leq 1\}$  endowed with the first two metrics is exactly isometric to the respective geometric models in the second column, with isometry given by a map of the form  $z \mapsto w(z) = \frac{2\pi}{|\theta|} z^{\frac{\theta}{2\pi}}$  and  $z \mapsto w(z) = \frac{t}{2\pi i} \log z$  for the first and second metric, respectively. As for the last metric, we fix  $0 < \varepsilon < (2\pi/t)^{1/l}$  and check that the universal cover of the flat end  $F = \left(\{0 < |z| \leq \varepsilon\}, \left|\frac{1}{z^l} + \frac{t}{2\pi}\right|^2 \frac{|dz|^2}{|z|^2}\right)$  is

$$\tilde{F} := \left(\left\{\zeta \in \mathbb{C} \mid \operatorname{Re}(\zeta) \geq 0\right\}, \left|\frac{1}{\varepsilon^l} e^{l\zeta} + \frac{t}{2\pi}\right|^2 |d\zeta|^2\right) \rightarrow F, \quad \zeta \mapsto z(\zeta) = \varepsilon e^{-\zeta}$$

with deck translation  $\zeta \mapsto \zeta + 2\pi i$ , while the map

$$\delta : \tilde{F} \rightarrow \mathbb{E}^2 = (\mathbb{C}, |dw|^2), \quad \zeta \mapsto w(\zeta) = \frac{1}{\varepsilon^l} e^{l\zeta} + \frac{t}{2\pi} \zeta$$

is an isometric immersion, hence a developing map of  $F$ . It maps the fundamental interval on  $\partial \tilde{F}$  from 0 to  $2\pi i$  to a cycloid in  $\mathbb{E}^2$  traced out by a point wrapping around a circle  $l$  times and simultaneously shifting upwards by length  $t$ . It follows that  $\theta(F) = 2\pi l$  and  $t(F) = t$ .

We prove Theorem B.4 by showing that these analytic models capture all regular flat ends, as the following lemma states:

**Lemma B.5.** *Let  $f(z)$  be a holomorphic function defined on a neighborhood of  $z = 0$  and let  $\alpha > 0$ ,  $d \in \mathbb{Z}$ . Then there exists a conformal local coordinate  $w = w(z)$  centered at 0 which brings the flat metric  $|z^d f(z)|^{2\alpha} |dz|^2$  on a punctured neighborhood of 0 into the following normal form:*

$$|z^d f(z)|^{2\alpha} |dz|^2 = \begin{cases} |w|^{2\alpha d} |dw|^2 & \text{if } \alpha d \notin \{-1, -2, \dots\}, \\ R|w|^{-2} |dw|^2 \quad (R > 0) & \text{if } \alpha d = -1, \\ |w|^{-2} |w^{-l} + A|^2 |dw|^2 \quad (A \geq 0) & \text{if } \alpha d = -(l+1) \text{ with } l \in \mathbb{Z}_+. \end{cases}$$

The proof is adapted from [Str84, §6], where a similar normal form for meromorphic quadratic differentials (see Section 5.1) is established.



*Proof.* Choose a sufficiently small disk  $D = \{|z| < \varepsilon\}$  where we pick a single-valued branch of  $\log f(z)$  so as to define  $f(z)^\alpha$ . We then get a convergent power series

$$f(z)^\alpha = a_0 + a_1 z + a_2 z^2 + \cdots, \quad a_0 \neq 0.$$

**Case 1.** If  $\alpha d \notin \{-1, -2, \dots\}$ , we define a holomorphic function  $g(z)$  on  $D$  with  $g(0) \neq 0$  by the convergent power series

$$g(z) := \frac{a_0}{\alpha d + 1} + \frac{a_1 z}{\alpha d + 2} + \frac{a_2 z^2}{\alpha d + 3} + \cdots.$$

Choose a sufficiently small sub-disk  $D' = \{|z| < \varepsilon'\} \subset D$  where we pick a single-valued branch of  $\log g(z)$  and set  $w(z) := z g(z)^{\frac{1}{\alpha d + 1}}$ . Then  $w$  is a conformal local coordinate centered at 0. Viewing  $z^{\alpha d}$  and  $w(z)^{\alpha d}$  as functions on the universal cover of  $D' \setminus \{0\}$ , we can write

$$w(z)^{\alpha d + 1} = z^{\alpha d + 1} g(z) = \frac{a_0 z^{\alpha d + 1}}{\alpha d + 1} + \frac{a_1 z^{\alpha d + 2}}{\alpha d + 2} + \frac{a_2 z^{\alpha d + 3}}{\alpha d + 3} + \cdots.$$

Note that the derivative of the last series is  $z^{\alpha d} f(z)$ . It follows that  $(w(z)^{\alpha d + 1})' = (\alpha d + 1) w(z)^{\alpha d} w'(z) = z^{\alpha d} f(z)^\alpha$ , whence

$$|\alpha d + 1| |w|^{\alpha d} |dw| = |\alpha d + 1| |w(z)|^{\alpha d} |w'(z)| |dz| = |z|^{\alpha d} |f(z)|^\alpha |dz|.$$

Therefore, we obtain the required coordinate after scaling  $w$  by a constant.

**Case 2.** If  $\alpha d = -1$ , we set

$$w(z) := z \exp \left( \frac{a_1}{a_0} z + \frac{a_2}{2a_0} z^2 + \frac{a_3}{3a_0} z^3 + \cdots \right),$$

so that  $w$  is a conformal local coordinate around 0 satisfying  $a_0 w(z)^{-1} w'(z) = (a_0 \log w(z))' = z^{-1} f(z)^\alpha$ . We have  $|z|^{-1} |f(z)|^\alpha |dz| = |a_0| |w|^{-1} |dw|$ , as required.

**Case 3.** If  $\alpha d = -(l+1)$  with  $l \in \mathbb{Z}_+$ , then

$$\frac{f(z)^\alpha}{z^{l+1}} = \frac{a_0}{z^{l+1}} + \cdots + \frac{a_l}{z} + a_{l+1} + a_{l+2} z + \cdots$$

is a holomorphic function on  $D \setminus \{0\}$  with primitive

$$a_l \log z + \frac{1}{z^l} (b_0 + b_1 z + b_2 z^2 + \cdots) =: a_l \log z + \frac{1}{z^l} \eta(z)$$

defined on the universal cover of  $D \setminus \{0\}$ , where  $b_l = 0$  and  $b_n = a_n/(n-l)$  for  $n \neq l$ . By the Implicit Function Theorem, there is a holomorphic function  $h(z)$  on a neighborhood of  $z = 0$  such that

$$a_l z^l h(z) + e^{-lh(z)} = \eta(z),$$

so that  $w(z) := z e^{h(z)}$  satisfies  $a_l \log w + \frac{1}{w^l} = a_l \log z + \frac{1}{z^l} \eta(z)$ . Taking derivatives, we obtain

$$\left( \frac{a_l}{w(z)} - \frac{l}{w(z)^{l+1}} \right) w'(z) = \left( a_l \log z + \frac{1}{z^l} \eta(z) \right)' = \frac{f(z)^\alpha}{z^{l+1}},$$

and hence

$$\left| \frac{l}{w^l} - a_l \right| \frac{|dw|}{|w|} = \left| \frac{a_l}{w(z)} - \frac{l}{w(z)^{l+1}} \right| |w'(z)| |dz| = \frac{|f(z)|^\alpha}{|z|^{l+1}} |dz| = |z^d f(z)|^\alpha |dz|.$$

Therefore, we obtain the required coordinate after multiplying  $w$  by  $(-l)^{-1/l}$ .  $\square$

*Proof of Theorem B.4.* For different values of  $(\theta, t)$  satisfying the restrictions, the corresponding metrics in the third column of the above table give regular flat ends not equivalent to each other. By Lemma B.5, every regular flat end is equivalent to a unique one among them, hence the theorem.  $\square$

## REFERENCES

- [ABR01] Sheldon Axler, Paul Bourdon, and Wade Ramey, *Harmonic function theory*, second ed., Graduate Texts in Mathematics, vol. 137, Springer-Verlag, New York, 2001. MR 1805196
- [BH13] Yves Benoist and Dominique Hulin, *Cubic differentials and finite volume convex projective surfaces*, *Geom. Topol.* **17** (2013), no. 1, 595–620. MR 3039771
- [BH14] ———, *Cubic differentials and hyperbolic convex sets*, *J. Differential Geom.* **98** (2014), no. 1, 1–19. MR 3238310
- [CY75] S. Y. Cheng and S. T. Yau, *Differential equations on Riemannian manifolds and their geometric applications*, *Comm. Pure Appl. Math.* **28** (1975), no. 3, 333–354. MR 0385749
- [CY77] Shiu Yuen Cheng and Shing Tung Yau, *On the regularity of the Monge-Ampère equation  $\det(\partial^2 u / \partial x_i \partial x_j) = F(x, u)$* , *Comm. Pure Appl. Math.* **30** (1977), no. 1, 41–68. MR 0437805 (55 #10727)
- [DW15] David Dumas and Michael Wolf, *Polynomial cubic differentials and convex polygons in the projective plane*, *Geom. Funct. Anal.* **25** (2015), no. 6, 1734–1798. MR 3432157
- [Eva98] Lawrence C. Evans, *Partial differential equations*, Graduate Studies in Mathematics, vol. 19, American Mathematical Society, Providence, RI, 1998. MR 1625845
- [FG06] Vladimir Fock and Alexander Goncharov, *Moduli spaces of local systems and higher Teichmüller theory*, *Publ. Math. Inst. Hautes Études Sci.* (2006), no. 103, 1–211.
- [FG07] V. V. Fock and A. B. Goncharov, *Moduli spaces of convex projective structures on surfaces*, *Adv. Math.* **208** (2007), no. 1, 249–273. MR 2304317
- [Gol10] William M. Goldman, *Locally homogeneous geometric manifolds*, *Proceedings of the International Congress of Mathematicians. Volume II*, Hindustan Book Agency, New Delhi, 2010, pp. 717–744. MR 2827816
- [GT01] David Gilbarg and Neil S. Trudinger, *Elliptic partial differential equations of second order*, *Classics in Mathematics*, Springer-Verlag, Berlin, 2001, Reprint of the 1998 edition. MR 1814364
- [HT92] D. Hulin and M. Troyanov, *Prescribing curvature on open surfaces*, *Math. Ann.* **293** (1992), no. 2, 277–315. MR 1166122
- [Hub57] Alfred Huber, *On subharmonic functions and differential geometry in the large*, *Comment. Math. Helv.* **32** (1957), 13–72. MR 0094452 (20 #970)
- [Hub67] ———, *Vollständige konforme Metriken und isolierte Singularitäten subharmonischer Funktionen*, *Comment. Math. Helv.* **41** (1966/1967), 105–136. MR 0224036 (36 #7083)
- [Jos13] Jürgen Jost, *Partial differential equations*, third ed., Graduate Texts in Mathematics, vol. 214, Springer, New York, 2013. MR 3012036
- [Lab07] François Labourie, *Flat projective structures on surfaces and cubic holomorphic differentials*, *Pure Appl. Math. Q.* **3** (2007), no. 4, part 1, 1057–1099. MR 2402597 (2009c:53046)
- [Lab17] François Labourie, *Cyclic surfaces and Hitchin components in rank 2*, *Ann. of Math. (2)* **185** (2017), no. 1, 1–58. MR 3583351
- [Li90] An Min Li, *Calabi conjecture on hyperbolic affine hyperspheres*, *Math. Z.* **203** (1990), no. 3, 483–491. MR 1038713
- [Li92] ———, *Calabi conjecture on hyperbolic affine hyperspheres. II*, *Math. Ann.* **293** (1992), no. 3, 485–493. MR 1170522
- [Li17] Q. Li, *On the uniqueness of vortex equations and its geometric applications*, *ArXiv e-prints* (2017).
- [Lof01] John C. Loftin, *Affine spheres and convex  $\mathbb{RP}^n$ -manifolds*, *Amer. J. Math.* **123** (2001), no. 2, 255–274. MR 1828223 (2002c:53018)
- [Lof04] ———, *The compactification of the moduli space of convex  $\mathbb{RP}^2$  surfaces. I*, *J. Differential Geom.* **68** (2004), no. 2, 223–276. MR 2144248 (2006i:32014)
- [Lof10] John Loftin, *Survey on affine spheres*, *Handbook of geometric analysis*, No. 2, *Adv. Lect. Math. (ALM)*, vol. 13, Int. Press, Somerville, MA, 2010, pp. 161–191. MR 2743442
- [Lof15] J. Loftin, *Convex  $\mathbb{RP}^2$  Structures and Cubic Differentials under Neck Separation*, *ArXiv e-prints* (2015).
- [Mar12] Ludovic Marquis, *Surface projective convexe de volume fini*, *Ann. Inst. Fourier (Grenoble)* **62** (2012), no. 1, 325–392. MR 2986273

- [Nie15] X. Nie, *Meromorphic cubic differentials and convex projective structures*, ArXiv e-prints (2015).
- [NS94] Katsumi Nomizu and Takeshi Sasaki, *Affine differential geometry*, Cambridge Tracts in Mathematics, vol. 111, Cambridge University Press, Cambridge, 1994, Geometry of affine immersions. MR 1311248 (96e:53014)
- [Ric63] Ian Richards, *On the classification of noncompact surfaces*, Trans. Amer. Math. Soc. **106** (1963), 259–269. MR 0143186
- [Str84] Kurt Strebel, *Quadratic differentials*, Ergebnisse der Mathematik und ihrer Grenzgebiete (3) [Results in Mathematics and Related Areas (3)], vol. 5, Springer-Verlag, Berlin, 1984. MR 743423 (86a:30072)
- [Tau11] Clifford Henry Taubes, *Differential geometry*, Oxford Graduate Texts in Mathematics, vol. 23, Oxford University Press, Oxford, 2011, Bundles, connections, metrics and curvature. MR 3135161
- [WA94] Tom Yau-Heng Wan and Thomas Kwok-Keung Au, *Parabolic constant mean curvature spacelike surfaces*, Proc. Amer. Math. Soc. **120** (1994), no. 2, 559–564. MR 1169052
- [Wan92] Tom Yau-Heng Wan, *Constant mean curvature surface, harmonic maps, and universal Teichmüller space*, J. Differential Geom. **35** (1992), no. 3, 643–657. MR 1163452
- [Yau73] S. T. Yau, *Remarks on conformal transformations*, J. Differential Geometry **8** (1973), 369–381. MR 0339007
- [Zor06] Anton Zorich, *Flat surfaces*, Frontiers in number theory, physics, and geometry. I, Springer, Berlin, 2006, pp. 437–583. MR 2261104

SCHOOL OF MATHEMATICS, KIAS 85 HOEGIRO, DONGDAEMUN-GU, SEOUL 02455, REPUBLIC OF KOREA  
*E-mail address:* xinnie@mail.kias.re.kr