

Planck scale effects on the stochastic gravitational wave background generated from cosmological hadronization transition: A qualitative study

Mohsen Khodadi,^{1,*} Kouros Nozari,^{1,2,†} Habib Abedi,^{3,‡} and Salvatore Capozziello^{4,§}

¹*Department of Physics, Faculty of Basic Sciences,*

University of Mazandaran, P. O. Box 47416-95447, Babolsar, Iran

²*Research Institute for Astronomy and Astrophysics of Maragha (RIAAM), P. O. Box 55134-441, Maragha, Iran*

³*Department of Physics, University of Tehran, North Kargar Avenue, 14399-55961 Tehran, Iran*

⁴*Dipartimento di Fisica “E. Pancini”, Università di Napoli “Federico II”,*

Complesso Universitario di Monte Sant’Angelo, Edificio G, Via Cinthia, I-80126, Napoli, Italy

Istituto Nazionale di Fisica Nucleare (INFN), Sezione di Napoli,

Complesso Universitario di Monte Sant’Angelo, Edificio G, Via Cinthia, I-80126, Napoli, Italy

Gran Sasso Science Institute, Viale F. Crispi, 7, I-67100, L’Aquila, Italy.

We reconsider the stochastic gravitational wave background spectrum produced during the first order hadronization process, in presence of ultraviolet cutoffs suggested by the *generalized uncertainty principle* as a promising signature towards the Planck scale physics. Unlike common perception that the dynamics of QCD phase transition and its phenomenological consequences are highly influenced by the critical temperature, we find that the underlying Planck scale modifications can affect the stochastic gravitational spectrum arising from the QCD transition without a noteworthy change in the relevant critical temperature. Our investigation shows that incorporating the natural cutoffs into MIT bag equation of state and background evolution leads to a growth in the stochastic gravitational power spectrum, while the relevant redshift of the QCD era, remains unaltered. These results have double implications from the point of view of phenomenology. Firstly, it is expected to enhance the chance of detecting the stochastic gravitational signal created by such a transition in future observations. Secondly, it gives a hint on the decoding from the dynamics of QCD phase transition.

PACS numbers: 04.60.Bc, 04.30.-w, 04.30.Db

I. INTRODUCTION

The detection of gravitational waves (GWs), as a physical phenomenon generated by some energetic processes in the universe, have become increasingly important recently both for the theoretical physicists and the observational astrophysicists. In the light of technological developments via the construction of some sensitive detectors, the existence of gravitational radiation as a physical reality has been confirmed for repeated occasions. From the experimental point of view, each of technologies depending on their frequency sensitivities, have been designed for a specific purpose. Detectors in LIGO and Virgo scientific collaborations [1, 2] have been designed for capture of high frequency ($10 - 10^3$ Hz) GWs from compact binary inspiral events. For detection of sources with lower frequency ($10^{-5} - 1$ Hz) GWs signals from sources such as Supernovae, the ELISA experiment [3] has been designed. However, there are some setups as SKA [4, 5] and PTA [6] which are trying to measure possible GWs generated with frequencies even lower than 10^{-5} Hz (in particular around 10^{-9} Hz). This category of experiments shows that, although the strongest GWs are produced by catastrophic events such as colliding black holes, stellar core collapses (supernovae) and coalescing neutron stars and so on, there is also the possibility of a random background of GWs, the so called “*stochastic gravitational-wave background*” (SGWB) without any specific sharp frequency component. Furthermore, this background could be related to extended theories of gravity [7, 8] which could give rise to observable effects at cosmological level [9].

Despite the fact that low-frequency SGWBs are hardly detectable empirically, the modeling of their sources are of great theoretical interest in the sense that might give vital information about the very early stages of our universe [10]. Based on the existing literatures, some sources such as soliton stars, cosmic strings and cosmological phase transitions can be considered as SGWB generators, see for instance [11, 12] for some good reviews reported recently. Concerning the cosmological sources, first order phase transitions could give rise to the possibility of production of SGWB signals with very low frequency as designated for SKA and PTA experiments [12, 13]. According to the standard model of particle physics, the universe, in the course of its evolution, has experienced transitional phases for several times due to spontaneous symmetry breaking. Among these phase transitions, one can point out to the electroweak symmetry

*Electronic address: m.khodadi@stu.umz.ac.ir

†Electronic address: knozari@umz.ac.ir

‡Electronic address: h.abedi@ut.ac.ir

§Electronic address: cauzziello@na.infn.it

breaking via Higgs mechanism and the chiral symmetry breaking which results in quantum chromodynamics (QCD) phase transition [14–16]. About the nature of these transitions and the exact critical temperature where they occurred, there is no agreement so far. The main goal in the study of the hadronization process, relevant to strong QCD phase transition, is to reach the equation of state (EoS) governing two different phases, quark-gluon plasma (QGP) and hadronic gas (HG). In relation to the undeniable role of the EoS in direct or sideway investigations of QCD, it has to be emphasized that our knowledge of the different aspects of the system under study is highly affected by the choice of EoS [10, 17]. Although some phenomenological models point out that the nature of hadronization process should be a crossover [18–20], there are other models for describing the collective flow in heavy ion collisions which suggest EoS in a first order phase transition with a critical temperature around ~ 0.2 GeV [21–23].

Given the important phenomenological role of EoS, here, we want to revisit the relevant SGWB power spectrum arising from de-confinement to confinement first order transition in the light of Planck scale modified EoS released in the MIT bag phenomenological model [24] where the chemical potential is set to be zero. In particular, we utilize the proposed “generalized uncertainty principle” (GUP) which via the following deformation

$$[x_i, p_j] = i\hbar \left[\delta_{ij} - \alpha \left(p\delta_{ij} + \frac{p_i p_j}{p} \right) + \alpha^2 (p^2 \delta_{ij} + 3p_i p_j) \right], \quad (1)$$

predicts two natural ultraviolet (UV) cutoffs as a minimal physical length ($x_{min} \approx \alpha_0 \ell_p$) as well as a maximum physical momentum ($p_{max} \approx \frac{M_p c}{\alpha_0}$) in contrary to the standard quantum commutator relation governing the micro-scale particles i.e. Heisenberg uncertainty principle (HUP) [25–27]. It is clear that the above deformed commutator relation is different from HUP via Planck scale characteristic parameter $\alpha = \frac{\alpha_0}{M_p c} = \frac{\alpha_0 \ell_p}{\hbar}$, where α_0 , M_p , ℓ_p denote a dimensionless constant, Planck mass and Planck length, respectively. By setting $c = 1$ (speed of light), one finds $\alpha = \frac{\alpha_0}{E_p}$ which E_p is Planck energy $\approx 10^{19}$ GeV. Due to the importance of UV cutoffs in the vicinity of Planck scale, quantum gravity (QG) models impose the order of magnitude of unity and subsequently 10^{-19} GeV $^{-1}$ for α_0 and α , respectively. By involving QG considerations in a common physical framework, so far researchers were not able to derive upper bound better than $\alpha_0 < 10^{10}$ (equivalent to $\alpha < 10^{-9}$ GeV $^{-1}$), [28]. See also [29–34] for other upper bounds obtained further in different contexts. However, unlike the prevailing notion that, in the context of today’s technology, it is impossible to probe the Planck scale physics with ideal resolution, in Refs. [35–37], by employing an opto-mechanical setup, surprisingly it has been shown that this ideal is achievable via a simple table-top experiment. This is a success for QG in the sense that $\alpha_0 = 1$ (or $\alpha = 10^{-19}$ GeV $^{-1}$) is no longer merely a theoretical ideal out of reach of today’s technology. We note also that in Ref. [38], the authors by considering the Planck scale physics into the gravitational bar detectors, have been succeeded in extracting a solid constraint for possible Planck-scale corrections on the ground-level energy of an oscillator.

This idea that GUP can affect the dynamics of QCD phase transition comes back to the fact that GUP, by modifying the fundamental commutator bracket between position and momentum operators, leads to some modifications in the Hamiltonian of physical systems [28]. Therefore, GUP, by imposing its contribution within the thermodynamical quantities relevant to QGP and hadron phases, is expected to affect the hadronization process. Besides, studies carried out so far, confirm the point that the natural cutoff approaches make remarkable contributions in cosmological and astrophysical systems, for instance we can mention the Refs. [39–42]. In this paper, the QGP phase includes two massless quark flavors with zero chemical potential which at a HG-QGP phase thermodynamic equilibrium is affected by the underlying GUP modifications. As a result, the relevant thermodynamic quantities are derived in the presence of the above mentioned natural UV cutoffs. Finally, by means of the effective degrees of freedom and MIT bag pressure the confinement hadronic phase shall be distinct from the de-confined QGP. So, as discussed in section II, for each phase we deal with the GUP-modified EoS(s), separately. We emphasize that, for the present paper, our main focus is on the relevant EoS of QGP phase, because we are interest in the SGWB from phase transition above the critical temperature. Then, by using the GUP-modified QCD EoS derived in section II, we calculate the modified general expression of SGWB power spectrum in section III. The discussion is expanded to section IV by introducing some QCD sources which during first order transition production of SGWB can be involved. Finally, we provide a summary of the present work along with conclusions in section V.

II. QUARK-GLUON EOS IN GUP MODEL INCLUDING MINIMAL LENGTH AND MAXIMAL MOMENTUM INVARIANT CUTOFFS

Let us introduce UV cutoffs modified thermodynamics quantities such as pressure P , energy density ρ and entropy density s for QGP and Hadronic Gas HG phases. Concerning the GUP model at hand, for a massless particle as Pion in HG state, the standard dispersion relation $E^2(k) = k^2$ modifies as [43–46]

$$E^2(k) = k^2(1 - 2\alpha k), \quad (2)$$

for energies close to Planck scale¹. Given that the GUP affects the measure of integral, for a large volume of all possible Pion gas the standard partition function extends to

$$\begin{aligned}\ln z_B &= -\frac{Vg_\pi}{2\pi^2} \int_0^\infty k^2 \frac{\ln \left[1 - \exp \left(-\frac{E(k)}{T} \right) \right]}{(1 - \alpha k)^4} dk \\ &= -\frac{Vg_\pi}{2\pi^2} \int_0^\infty k^2 \frac{\ln \left[1 - \exp \left(-\frac{k}{T}(1 - 2\alpha k)^{1/2} \right) \right]}{(1 - \alpha k)^4} dk,\end{aligned}\quad (3)$$

since

$$\sum_k \rightarrow \frac{V}{(2\pi)^3} \int_0^\infty d^3k \rightarrow \frac{V}{2\pi^2} \int_0^\infty \frac{k^2 dk}{(1 - \alpha k)^4} . \quad (4)$$

In Eq. (3) the factor of g_π refers to the number of degrees of freedom in the final HG state which is full of Pion gas. Choosing the change of variables as $x = \frac{k}{T}\sqrt{1 - 2\alpha k}$ and by neglecting $\mathcal{O}(\alpha^2)$ terms, after some manipulation the partition function (3) reads as

$$\ln z_B = \frac{Vg_\pi}{2\pi^2} \int_0^\infty \frac{1}{3} x^3 T^3 \frac{(1 + \alpha x T)^3}{(1 - \alpha x T)^3} \frac{dx}{e^x - 1} . \quad (5)$$

By a Taylor series expansion of $\frac{(1 + \alpha x T)^3}{(1 - \alpha x T)^3}$ around zero in above integral, we come to the final integral form of the partition function as follows

$$\ln z_B = \frac{Vg_\pi}{6\pi^2} \left[\int_0^\infty T^3 \frac{x^3 dx}{e^x - 1} + \int_0^\infty 6\alpha T^4 \frac{x^4 dx}{e^x - 1} \right] . \quad (6)$$

Now by using the relation between partition function and grand canonical potential, $\ln z_B = -\Omega/T$, one gets

$$\frac{\Omega}{V} = -\frac{g_\pi}{6\pi^2} T^4 [\Gamma(5)I(0)_5^{(-)}] - \alpha \frac{g}{\pi^2} T^5 [\Gamma(6)I(0)_6^{(-)}], \quad (7)$$

which can be represented for the pressure as $P = -\frac{\Omega}{V}$. Here, $\Gamma(n) = (n-1)!$ is the gamma function and $I(0)_n^{(\pm)}$ denote the Bose and Fermi integrals defined as

$$I(y)_{n+1}^{(\pm)} = \frac{1}{\Gamma(n+1)} \int_0^\infty \frac{x^n}{(x^2 + y^2)^{1/2}} \frac{1}{\exp[(x^2 + y^2)^{1/2}] \pm 1} dx . \quad (8)$$

Given the fact that by fixing $y = 0$, then $I(0)_{n+1}^{(\pm)} = \frac{1}{n} \zeta(n) a_n^{(\pm)}$ with Riemann zeta function, $\zeta(n) = \sum_{j=1}^\infty j^{(-n)}$ which is valid for integer ($n \geq 2$), finally in the hadronic phase we obtain the following UV cutoffs modified expression

$$P_{HG} = g_\pi \frac{\pi^2}{90} T^4 + \frac{24g_\pi \alpha \zeta(5)}{\pi^2} T^5 , \quad (9)$$

for the pressure of a massless ideal HG. Now, using trace anomaly relation $\frac{\rho - 3p}{T^4} = T \frac{d}{dT} \left(\frac{p}{T^4} \right)$ and also thermodynamic formula $s = \frac{dP}{dT}$ [50], the relevant energy density and entropy density can be obtained as

$$\rho_{HG} = 3g_\pi \frac{\pi^2}{90} T^4 + \frac{72g_\pi \alpha \zeta(5)}{\pi^2} T^5 , \quad (10)$$

$$s_{HG} = 4g_\pi \frac{\pi^2}{90} T^3 + \frac{120g_\pi \alpha \zeta(5)}{\pi^2} T^4 . \quad (11)$$

¹ Of course, in the presence of only the minimum length, the correction term in Eq. (2), appears with positive sign [47, 48]. It is interesting to know that the GUP arising from (1) is capable to provide necessary mechanism to produce more massive particles, see [49] for more details.

respectively. The above three thermodynamic equations are valid for the HG state and also are extendable to the QGP state by regarding the bag constant B and converting the HG number of degree of freedom g_π to its counterpart in QGP phase, g_{QGP} . As a result, the counterpart of the above thermodynamic quantities in QGP phase read as

$$P_{QGP} = g_{QGP} \frac{\pi^2}{90} T^4 \left(1 - \frac{g_{QGP} - g_\pi}{g_{QGP}} \tau^4 \right) + \frac{24g_{QGP}\zeta(5)}{\pi^2} \alpha T^5 \left(1 - \frac{g_{QGP} - g_\pi}{g_{QGP}} \tau^5 \right), \quad (12)$$

$$\rho_{QGP} = g_{QGP} \frac{\pi^2}{90} T^4 \left(3 + \frac{g_{QGP} - g_\pi}{g_{QGP}} \tau^4 \right) + \frac{24g_{QGP}\zeta(5)}{\pi^2} \alpha T^5 \left(3 + \frac{g_{QGP} - g_\pi}{g_{QGP}} \tau^5 \right). \quad (13)$$

where $\tau = \frac{T}{T_c}$ with T_c as critical temperature and also

$$B = \frac{(g_{QGP} - g_\pi)\pi^2}{90} T_c^4 + 24\zeta(5)\alpha(g_{QGP} - g_\pi)T_c^5. \quad (14)$$

It is important to know that by computing the entropy density also one can find the effect of modified dispersion relation (2) on the bulk to shear viscosity ratio as an extractable quantity in relativistic heavy ion collisions [51]. Note that in a first order phase transition, some energy will be released in the medium. Therefore, the bag constant indeed plays the role of latent heat released during transition and also enters the pressure of the de-confined phase which its value can be calculated via Gibbs phase equilibrium condition $P_{HG}(T_c) = P_{QGP}(T_c)$ i.e. the existence of a critical temperature T_c in which the pressures in the two phases are equal [52]. The phenomenological fits of light hadron properties as well as low energy hadron spectroscopy address an explicit constraint on the bag constant as $B \in (10^{-4} - 16 \times 10^{-4})$ GeV [53–57]. Now, using constraints governed on bag constant B as well as the Planck scale characteristic parameter α (as previously discussed) we will be able to determine the allowed range of the critical temperature T_c in the presence of QG effects. We find that T_c can be one of possible values in interval $0.07 - 0.15$ GeV, as can be seen in Fig. 1. Here, values ≥ 0.1 GeV are admissible since according to standard literatures concerning the strong interaction, it is expected that the hadronization process should be occurred at $T_c \sim 0.1 - 0.2$ GeV. Now by setting $B = 16 \times 10^{-4}$ GeV into the above equation one gets $T_c \sim 0.15$ GeV² which in comparison with the original MIT bag critical temperature $T_c = \left(\frac{90B}{\pi^2(g_{QGP} - g_\pi)} \right)^{1/4}$ [55–57] no changes are observed. Therefore, it can be said that taking QG considerations via incorporation of some UV natural cutoffs (in particular as minimal length and maximal momentum) in nature, has no effect on the relevant critical temperature of hadronization process in early universe. It is clear that by ignoring the UV cutoffs modifications i.e. by setting $\lim_{\alpha \rightarrow 0}$, then Eqs. (12) and (13) recover their standard forms

$$P_{QGP} = g_{QGP} \frac{\pi^2}{90} T^4 - B \quad (15)$$

$$\rho_{QGP} = g_{QGP} \frac{\pi^2}{30} T^4 + B, \quad (16)$$

$$(17)$$

in MIT bag model which $B = \frac{(g_{QGP} - g_\pi)\pi^2}{90} T_c^4$. It should be noted that both phases involved in the hadronization transition in early universe contain effectively massless electro-weak (EW) particles which should be taken in number of degrees of freedom. In de-confined QGP state it includes quark (g_q), gluon (g_g) and massless EW particles (g_{EW}) contributions which with assumption of two flavors, three colors and fixing QCD coupling constant at $\alpha_S = 0.5 - 0.6$, we will have $g_{QGP} = 35 \pm 2$ [58]. In the final HG phase, aside from three light bosons (Pions, π^\pm and (π^0)), the presence of heavier hadrons may contribute at $< T_c$ which regardless of them one finds for the hadronic degrees of freedom $g_\pi \sim 3$.

III. SGW SPECTRUM MODIFIED WITH GUP-CHARACTERISTIC PARAMETER α

In this section we discuss the SGW spectrum generated from the epoch of cosmological QCD phase transition influenced by the QG effects towards today epoch. Indeed, we investigate the effect of Planck scale physics on the estimation of the current observable SGWB. To describe the evolution of the universe it is useful to track a conserved quantity as entropy which in cosmology is more informative than energy. The entropy of the universe is dominated by the entropy of the photon bath since there are far more photons than baryons in the universe. Any entropy production from non-equilibrium processes is therefore completely insignificant relative to the total entropy. With a good approximation one can treat the expansion of the universe as adiabatic ($\dot{s}/s = 0$), so that the total entropy stays constant even beyond equilibrium. Using

² Among the five possible solutions that are expected from Eq. (14), four solutions are rejected because of negative and imaginary character.

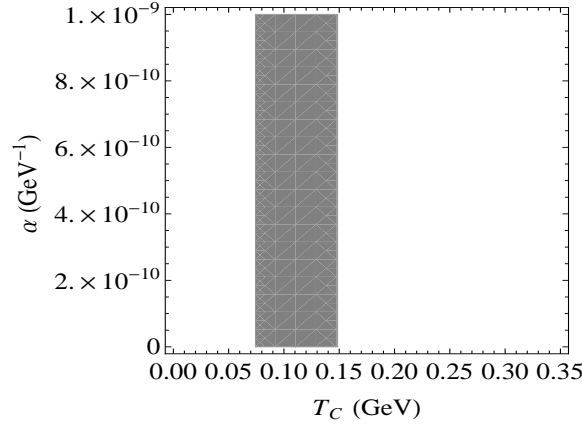


Fig. 1: A diagram of (T_c, α) parameter space. T_c is constrained to the interval $0.07 - 0.15$ GeV

thermodynamic relations presented in the previous section, by regarding UV cutoffs admitted by the GUP model at hand, then the relevant entropy density reads as

$$s = 4\eta_1 T^3 + 5\eta_2 \alpha T^4 \quad (18)$$

in which $\eta_1 = g_s \frac{\pi^2}{90}$, $\eta_2 = \frac{24g_s \zeta(5)}{\pi^2}$ and g_s is the effective number of degrees of freedom in entropy calculation. Thereupon, using the adiabatic condition $\dot{s}/s = 0$, we can obtain the following expression for time variation of temperature

$$\frac{dT}{dt} = -HT \left(\frac{\frac{12\eta_1}{T} + 15\eta_2 \alpha}{\frac{12\eta_1}{T} \left(1 + \frac{T}{3g_s} \frac{dg_s}{dT}\right) + 20\eta_2 \alpha \left(1 + \frac{T}{4g_s} \frac{dg_s}{dT}\right)} \right), \quad (19)$$

which in the limit $\alpha \rightarrow 0$, one recovers the the standard form as

$$\frac{dT}{dt} = -HT \left(1 + \frac{T}{3g_s} \frac{dg_s}{dT} \right)^{-1}. \quad (20)$$

By integrating Eq. (19) we arrive at

$$\frac{a_*}{a_0} = \exp \left[\int_{T_*}^{T_0} \frac{1}{T} \left(\frac{\frac{12\eta_1}{T} + 15\eta_2 \alpha}{\frac{12\eta_1}{T} \left(1 + \frac{T}{3g_s} \frac{dg_s}{dT}\right) + 20\eta_2 \alpha \left(1 + \frac{T}{4g_s} \frac{dg_s}{dT}\right)} \right) dT \right], \quad (21)$$

which by taking the Boltzmann equation³ as $\frac{d}{dt}(\rho_{gw} a^4) = 0$, then the energy density of the GWs at the today epoch is given as

$$\rho_{gw}(T_0) = \rho_{gw}(T_*) \exp \left[\int_{T_*}^{T_0} \frac{4}{T} \left(\frac{\frac{12\eta_1}{T} + 15\eta_2 \alpha}{\frac{12\eta_1}{T} \left(1 + \frac{T}{3g_s} \frac{dg_s}{dT}\right) + 20\eta_2 \alpha \left(1 + \frac{T}{4g_s} \frac{dg_s}{dT}\right)} \right) dT \right]. \quad (22)$$

Here and also in what follows, the signs “*” and “0” refer to the quantities at the epochs of phase transition and today respectively. Now by definition of the density parameter of the GWs at today and phase transition epoch as $\Omega_{gw} = \frac{\rho_{gw}(T_0)}{\rho_{cr}(T_0)}$ and $\Omega_{gw*} = \frac{\rho_{gw}(T_*)}{\rho_{cr}(T_*)}$ respectively, we have

$$\Omega_{gw} = \Omega_{gw*} \frac{\rho_{cr}(T_*)}{\rho_{cr}(T_0)} \exp \left[\int_{T_*}^{T_0} \frac{4}{T} \left(\frac{\frac{12\eta_1}{T} + 15\eta_2 \alpha}{\frac{12\eta_1}{T} \left(1 + \frac{T}{3g_s} \frac{dg_s}{dT}\right) + 20\eta_2 \alpha \left(1 + \frac{T}{4g_s} \frac{dg_s}{dT}\right)} \right) dT \right]. \quad (23)$$

Using Eq. (19), then the energy conservation equation $\dot{\rho} + 3H\rho(1+w) = 0$ can be rewritten as

$$\frac{d\rho}{\rho} = \frac{3}{T} (1+w) \left(\frac{\frac{12\eta_1}{T} + 15\eta_2 \alpha}{\frac{12\eta_1}{T} \left(1 + \frac{T}{3g_s} \frac{dg_s}{dT}\right) + 20\eta_2 \alpha \left(1 + \frac{T}{4g_s} \frac{dg_s}{dT}\right)} \right) dT, \quad (24)$$

³ The reason for using the Boltzmann equation comes back to this fact that GWs are essentially decoupled from the rest of the universe dynamics.

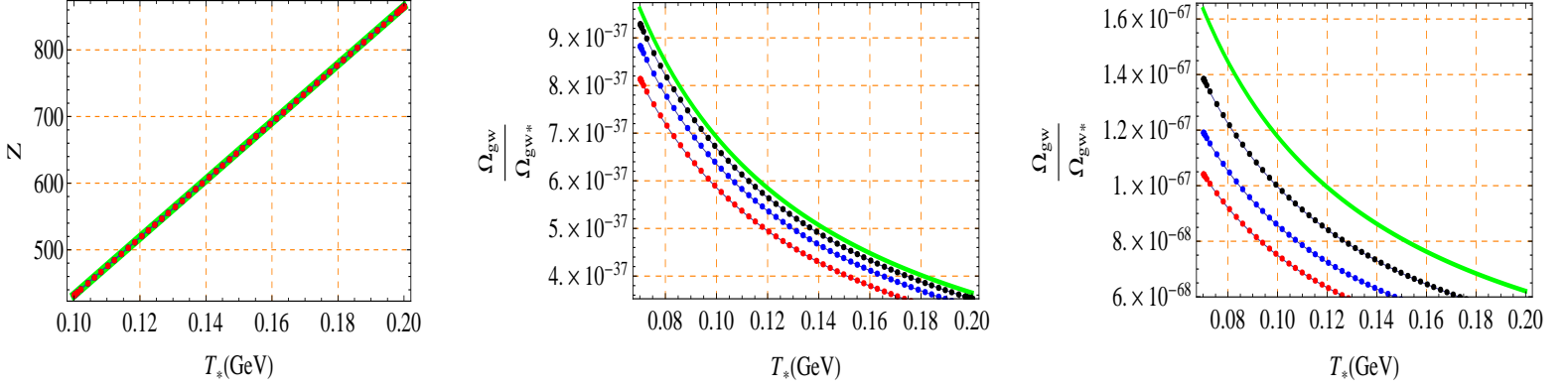


Fig. 2: Left panel shows the redshift z of the QCD era SGW as a function of the critical temperature T_c (equal to T_*). The middle as well as the right panels show the ratio of SGWB spectrum detected today relative to that in the time of QCD transition as function of critical temperature T_c . In all three plots the solid line with green color refers to the original bag model while the meshed lines refer to case parametrized in the presence of UV cutoffs with different Planck scale characteristic parameter α .

where by integrating it between two intervals, radiation dominated epoch in some early time with relevant quantities $\rho(T_r)$ and T_r until phase transition epoch, one comes to the following expression

$$\rho_{cr}(T_*) = \rho_r(T_r) \exp \left[\int_{T_r}^{T_*} \frac{3}{T} (1+w) \left(\frac{\frac{12\eta_1}{T} + 15\eta_2\alpha}{\frac{12\eta_1}{T} \left(1 + \frac{T}{3g_s} \frac{dg_s}{dT}\right) + 20\eta_2\alpha \left(1 + \frac{T}{4g_s} \frac{dg_s}{dT}\right)} \right) dT \right], \quad (25)$$

for the critical energy density at the time of phase transition. Now by introducing the radiation density parameter $\Omega_{r0} = \frac{\rho_r(T_0)}{\rho_{cr}(T_0)}$ which can be interpreted as fractional energy density of radiation in today epoch with observational value of $\simeq 8.5 \times 10^{-5}$ along with the above equation we have

$$\frac{\rho_{cr}(T_*)}{\rho_{cr}(T_0)} = \Omega_{r0} \left(\frac{a_0}{a_r} \right)^4 \exp \left[\int_{T_r}^{T_*} \frac{3}{T} (1+w) \left(\frac{\frac{12\eta_1}{T} + 15\eta_2\alpha}{\frac{12\eta_1}{T} \left(1 + \frac{T}{3g_s} \frac{dg_s}{dT}\right) + 20\eta_2\alpha \left(1 + \frac{T}{4g_s} \frac{dg_s}{dT}\right)} \right) dT \right], \quad (26)$$

where finally by inserting into (23), the GW spectrum observed today in the presence of Planck scale corrections is acquired as

$$\Omega_{\text{gw}} = \Omega_{r0} \Omega_{\text{gw}*} \exp \left[\int_{T_*}^{T_0} \frac{4}{T} \left(\frac{\frac{12\eta_1}{T} + 15\eta_2\alpha}{\frac{12\eta_1}{T} \left(1 + \frac{T}{3g_s} \frac{dg_s}{dT}\right) + 20\eta_2\alpha \left(1 + \frac{T}{4g_s} \frac{dg_s}{dT}\right)} \right) dT \right] \times \exp \left[\int_{T_r}^{T_*} \frac{3}{T} (1+w) \left(\frac{\frac{12\eta_1}{T} + 15\eta_3\alpha}{\frac{12\eta_1}{T} \left(1 + \frac{T}{3g_s} \frac{dg_s}{dT}\right) + 20\eta_2\alpha \left(1 + \frac{T}{4g_s} \frac{dg_s}{dT}\right)} \right) dT \right]. \quad (27)$$

Now by using the relation between the scale factor and redshift as $\frac{a_0}{a_*} = 1 + z = \frac{\nu_*}{\nu_0}$, the peak frequency of the gravitational wave red shifted to current epoch is given by

$$\begin{aligned} \frac{\nu_{0(\text{peak})}}{\nu_*} &= \left(\frac{a_*}{a_0} \right) = \exp \left[\int_{T_*}^{T_0} \frac{dT}{T} \left(\frac{\frac{12\eta_1}{T} + 15\eta_2\alpha}{\frac{12\eta_1}{T} \left(1 + \frac{T}{3g_s} \frac{dg_s}{dT}\right) + 20\eta_2\alpha \left(1 + \frac{T}{4g_s} \frac{dg_s}{dT}\right)} \right) \right] \\ &= \frac{f_1(T_0) g_s(T_0) \frac{f_1(T_0)}{3T_0} f_2(T_0) g_s(T_0) 5\alpha\eta_2 f_1(T_0)}{f_1(T_*) g_s(T_*) \frac{f_1(T_*)}{3T_*} f_2(T_*) g_s(T_*) 5\alpha\eta_2 f_1(T_*)} \end{aligned} \quad (28)$$

where

$$f_1(T) = \frac{T}{12\eta_1} \left(1 - \frac{5\alpha\eta_2}{4\eta_1} T \right) \Big|_{T_0, T_*}, \quad f_2(T) = (12\eta_1)^{4/3} \left(1 - \frac{20\alpha\eta_2}{9\eta_1} T \right) \Big|_{T_0, T_*}. \quad (29)$$

One can show that by discarding the α terms, the standard form of above equation can be recovered

$$\frac{\nu_{0(\text{peak})}}{\nu_*} = \frac{T_0}{T_*} \cdot \left(\frac{g_s(T_0)}{g_s(T_*)} \right)^{\frac{1}{36\eta_1}}. \quad (30)$$

In order to see the effect of UV cutoffs on the behavior of the relevant redshift z of GW spectrum, in Fig. 2 (left panel) using Eqs. (28) and (30) we have plotted z versus T_* where we have used the numerical values as $T_0 = 0.2348 \times$

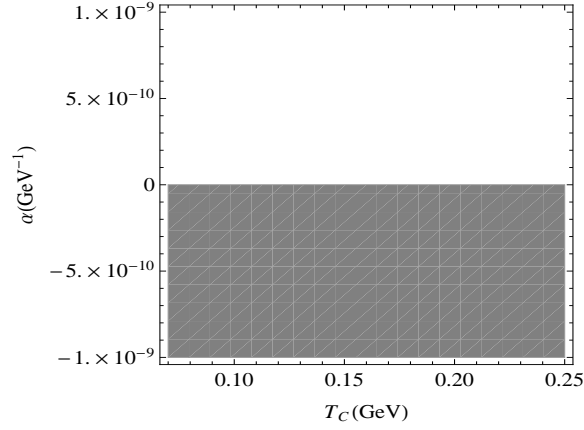


Fig. 3: A diagram of (T_c, α) parameter space.

10^{-3} GeV , $g_s(T_*) \in [33 - 37]$, $g_s(T_0) = 3.4$ with $\alpha = 0$ (green line), $\alpha = 10^{-19} \text{ GeV}^{-1}$ (black meshed line), $\alpha = 10^{-18} \text{ GeV}^{-1}$ (blue meshed line) $\alpha = 10^{-17} \text{ GeV}^{-1}$ (red meshed line). This figure shows that incorporating the Planck scale characteristic parameter α in MIT bag EOS, does not cause a significant change on redshift of the QCD era SGW. This is reasonable in the sense that in the previous section it was shown that the relevant critical temperature of QCD transition, has not been affected due to the addition of α -terms into EOS. Namely, corrections generated by the underlying GUP model does not move the location (red shift) of phase transition relative to today observer. In what follows, using Eq. (21) we reexpress Eq. (27) as

$$\frac{\Omega_{\text{gw}}}{\Omega_{\text{gw}*}} = \Omega_{r0} \left(\frac{a_*}{a_0}\right)^4 \left(\frac{a_r}{a_*}\right)^{3w+3}; \quad (31)$$

where

$$\left(\frac{a_r}{a_*}\right)^{3w+3} = \left(\frac{f_1(T_*)}{f_1(T_r)}\right)^{3w+3} \times \left(\frac{g_s(T_*)^{\frac{f_1(T_*)(3w+3)}{3T_*}}}{g_s(T_r)^{\frac{f_1(T_r)(3w+3)}{3T_r}}}\right) \times \left(\frac{f_2(T_*)}{f_2(T_r)}\right)^{3w+3} \times \left(\frac{g_s(T_*)^{5(3w+3)\alpha\eta_2 f_1(T_*)}}{g_s(T_r)^{5(3+3w)\alpha\eta_2 f_1(T_r)}}\right). \quad (32)$$

By focusing on the form of the above equation written in terms of critical temperature⁴, we notice a tangible change in the fractional energy density of the SGWB due to application of the UV cutoffs' modifications to the MIT bag EOS, see Fig.2 (middle and right panels). As is clear, the addition of Planck scale characteristic parameter α into the MIT bag EOS, leads to a reduction in SGWB signal arising from QCD phase transition. Interestingly, we found that the deviations caused by UV cutoffs for values very close to $\alpha = 10^{-19} \text{ GeV}^{-1}$, are highly dependent on the value specified for T_r . The middle panel of Fig. 2 is depicted with fixed values $T_r = 10^8 \text{ GeV}$, $T_0 = 0.2348 \times 10^{-3} \text{ GeV}$, $g_s(T_r) = 106$, $g_s(T_*) \in [33-37]$, $g_s(T_0) = 3.4$ with $\alpha = 2 \times 10^{-10}$, 5×10^{-10} , $10 \times 10^{-10} \text{ GeV}^{-1}$ from black meshed towards red meshed line respectively, while in the right panel we have set $T_r = 10^{16} \text{ GeV}$ with $\alpha = 1 \times 10^{-19}$, 2×10^{-10} , $5 \times 10^{-9} \text{ GeV}^{-1}$ with the same other numerical values. We see that by increasing the value fixed for T_r , the possibility to see deviations arising from Planck scale modification increases for α parameter very close to what is expected from theory.

IV. QCD SOURCES OF SGW

Since our focus in this paper is on the SGWB sourced by the first order hadronization process, in this section we consider two significant components involved in strong QCD phase transition which have important role in production of the SGWB. Those two components are: “*bubble collisions*” which create some shocks in the plasma medium [59–62] and “*Magnetohydrodynamic turbulence*” (MHDt) which may be produced after bubble collision in the plasma [63, 64]. In order to calculate the contribution of the SGWB spectrum produced by the bubble collisions which the observer receives today, based on an envelope approximation the following expression has been obtained in Ref. [62]

$$\Omega_{\text{gw}*}^{(b)}(\nu) = \left(\frac{H_*}{\beta}\right)^2 \left(\frac{\kappa_b \delta}{1 + \delta}\right)^2 \left(\frac{0.11u^3}{0.42 + u^2}\right) S_b(\nu), \quad (33)$$

⁴ Note that in this paper we study the SGWBs generated during the first order transition from QGP to HG phase. Since this event can be addressed by the critical temperature, so $T_* = T_c$.

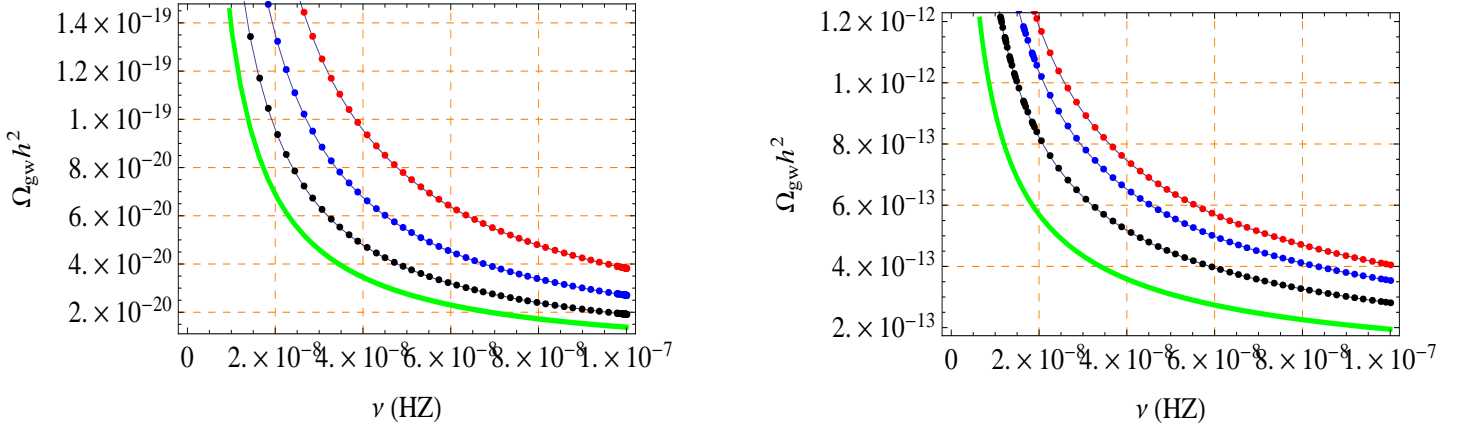


Fig. 4: SGW signal due to the contribution of bubble collision (left panel) and MHD turbulence (right panel). In both of these two plots the solid line with green color refers to the case with $\alpha = 0$, while dashed lines refer to the cases with different $\alpha = -10^{-19}$, -2×10^{-19} , $-5 \times 10^{-19} \text{ GeV}^{-1}$ from black to red respectively. We have set $\beta = 5H_*$, $u = 0.7$ and also $\frac{\kappa_b \delta}{1+\delta} = \frac{\kappa_{\text{mhd}} \delta}{1+\delta} = 0.05$ for simplicity.

where

$$S_b(\nu) = \frac{3.8 (\nu/\nu_b)^{2.8}}{1 + 2.8 (\nu/\nu_b)^{3.8}} \quad \text{and} \quad \nu_b = \frac{0.62\beta}{(1.8 - 0.1u + u^2)} \frac{a_*}{a_0}. \quad (34)$$

Here, u denotes the wall velocity and κ_b is the fraction of the latent heat relevant to first order phase transition which resides on the bubble wall. Also δ and β^{-1} represent the ratio of the vacuum energy density released in the phase transition relative to that of the radiation and the time duration of the phase transition, respectively. The function $S_b(\nu)$ has been released via fitting simulation data analytically [62, 65] which its role is the parameterization of the spectral shape of the SGWB.

Because of high kinetic and magnetic Reynolds numbers of cosmic fluid during hadronization process, it is expected that in the perfectly ionized plasma medium MHD turbulence could be produced due to percolation of the bubbles [66]. Supposing the Kolmogorov-type turbulences as raised in [67], the contribution to the SGW is obtain as [66, 68]

$$\Omega_{\text{gw}*}^{(\text{mhd})}(\nu) = \left(\frac{H_*}{\beta}\right) \left(\frac{\kappa_{\text{mhd}} \delta}{1+\delta}\right)^{3/2} u S_{\text{mhd}}(\nu), \quad (35)$$

with the parameterized function relevant to the spectral shape of the SGW spectrum as

$$S_{\text{mhd}}(\nu) = \frac{(\nu/\nu_{\text{mhd}})^3}{[(1 + \nu/\nu_{\text{mhd}})]^{11/3} (1 + 8\pi \nu/\mathcal{H}_*)}. \quad (36)$$

Here, $\mathcal{H}_* = (a_*/a_0)H_*$ and $\nu_{\text{mhd}} = \frac{7\beta}{4u} \frac{a_*}{a_0}$, which is the peak frequency red shifted to today observer. Also κ_{mhd} denotes the fraction of latent heat energy moved into the turbulence.

Between the Hubble parameter H_* and the frequency of GW corresponding to the moment of phase transition ν_* there is a direct relation so that a change in H_* will affect the ν_* . By taking the Planck scale physics into account via the underlying UV natural cutoffs, the Hubble parameter deviates from the standard form as follows [69, 70]

$$H = \sqrt{\frac{\rho}{3m_P^2} - \frac{4\alpha}{\sqrt{3}m_P} a^2 \rho^{3/2}}, \quad (37)$$

where after combining energy conservation equation and GUP modified EOS (13) the following condition guarantees that the Hubble parameter in the time of phase transition to be physically meaningful

$$\alpha < \frac{(4\eta_1 T_*^3 + 5\alpha\eta_2 T_*^4)^{2/3}}{\sqrt{187m_P^2 \eta_1 T_*^4 + 235\alpha m_P^2 \eta_2 T_*^5}}. \quad (38)$$

This condition leads to a (T_c, α) parameter space as Fig. 3 in which just negative values of α are acceptable. Despite that the negative sign of α seems to be unexpected at first glance, we have to encounter with it as a suggestion in a

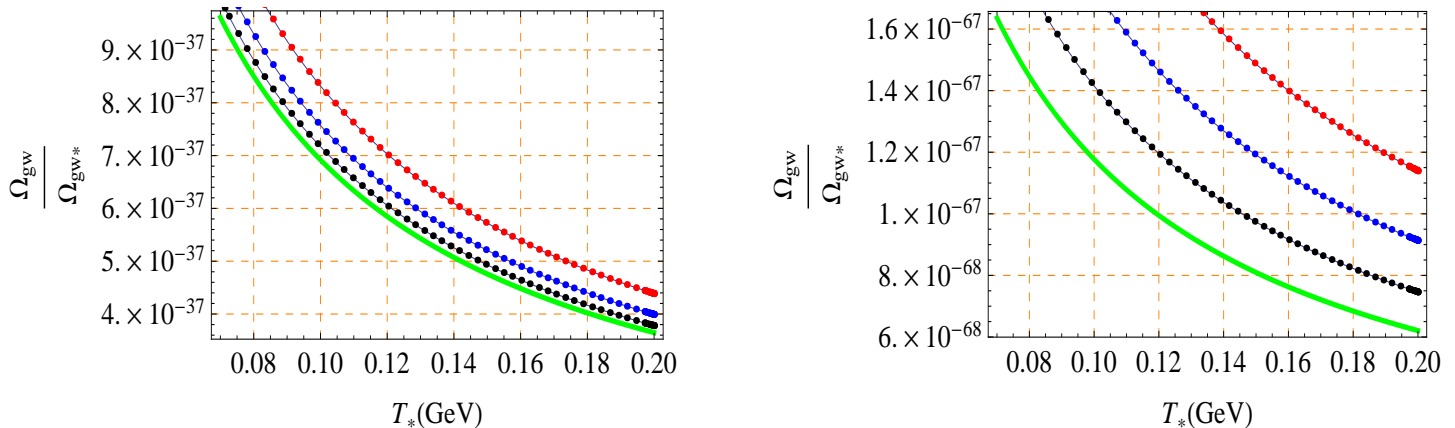


Fig. 5: Counterpart of the middle and right panels of Fig. 2 for the case with $\alpha < 0$.

fundamental level. It may be interesting for the reader that such a condition also has been derived in other earlier studies, see [71–73] for instance. In Fig. 4, we have depicted the pure SGWB spectrum arising from bubble collision (left panel) and MDHT (right panel) for different values of $\alpha < 0$ and other involved parameters. In Fig. 4 we have taken only the value $\beta = 5H_*$. However, for larger values, the overall behavior of the plots is the same too. It is worth noticing that most of the QCD phase transition models suffer from a lack of accurate determination of the duration of phase transition. In Fig. 4, unlike Fig. 2, an increment in the relevant signal of GW due to incorporation of the Planck scale physics in the background evolution can be seen obviously. More technically, the natural UV cutoffs by affecting H_* make the transition period longer which subsequently results in increment of the amplitude of GW signal. The reader may think that there is a contradiction between the results obtained here and in the previous section. This is not actually the case and to achieve a unified outcome we should recall the fact that in the previous section (see Fig. 2) we have set positive values for Planck scale characteristic parameter α , while here constraint on Fig. 3 imposes us to consider just the negative values of this parameter. This means that the outcome of Fig. 2 in the case of setting $\alpha < 0$ generally is in agreement with Fig. 4, (see Fig. 5), of course with no change in the behavior of red shift).

V. SUMMARY AND CONCLUSIONS

There are different possible cosmological sources such as solitons, cosmic strings and phase transitions, involved in the SGWB spectrum, that could be potentially detected by the present interferometric experiments. We have focused on the SGWB arising from the first order QCD phase transition in a framework where QG effects are present. In particular, we have used a version of GUP with the minimal length and maximum momentum cutoffs marked by a characteristic parameter α on extracting the thermodynamics of ideal quark-gluon plasma (QGP) including two massless quark flavors at equilibrium in hadronization process without chemical potential. Using MIT bag equation of state, modified by GUP, we have followed the calculation of the SGWB produced in the period of QCD transition to detect possible Planck scale contributions. We found that, due to the lack of change in the critical temperature for transition via the GUP contribution, in the redshift of the modified SGWB spectrum at QCD era, deviations are not observed (see left panel of Fig. 2). However, our calculations represent a tangible change as a drop in the fractional energy density of the SGWB due the UV cutoffs into MIT bag EOS, (see middle and right panels in Fig. 2). Indeed, here the energy density at period of transition is an important quantity.

Finally, we have considered two significant process: “bubble collisions” and “Magnetohydrodynamic turbulence ” (MDHT), involved in the first order QCD transition, which contribute in SGWB. Here, the Hubble parameter, during transition, plays a key role, having a physical meaning due to GUP modifications: it imposes the condition $\alpha < 0$ (see Fig. 3). It is possible to notice an increase in the amplitude of GWSB without relevant changes in redshift (see Fig. 4). This paradox can be solved by assuming the condition $\alpha < 0$ at fundamental level since, by replacing it without changing the redshift plot, the middle and right panels in Fig. 2 convert to Fig. 5 which generally is in agreement with Fig. 4.

To conclude, we have revisited the SGWB power spectrum, generated via first order QCD phase transition in presence of GUP-characteristic parameter α with negative signature. We have derived it without changing the transition temperature and subsequently the redshift of QCD era, by slowing down the background evolution which leads to an increase in amplitude of SGWB. This means that the probability of SGWB signal detection, due to QCD phase transition, could becomes significant for future interferometric experiments. These results have also the potentiality to open up a new window for decrypting the dynamics of QCD transition via gravitational radiation physics.

Acknowledgments

The work of K.N. has been financially supported by Research Institute for Astronomy and Astrophysics of Maragha (RIAAAM) under research project No. 1/5440-**. S.C. acknowledges the support of INFN (iniziativa specifiche QGSKY and TEONGRAV) and COST action CA15117 (CANTATA), supported by COST (European Cooperation in Science and Technology).

-
- [1] Virgo, LIGO Scientific collaboration, B. P. Abbott et al., *Phys. Rev. Lett.* 116 (2016), 061102
 - [2] Virgo, LIGO Scientific collaboration, B. P. Abbott et al., GW151226 *Phys. Rev. Lett.* 116 (2016) 241103
 - [3] A. Klein et al., *Phys. Rev. D* 93 (2016), 024003
 - [4] P. E. Dewdney, P. J. Hall, R. T. Schilizzi, and T. J. L. W. Lazio, *IEEE Proceedings* 97 (2009) 1482
 - [5] M. Kramer, D. C. Backer, J. M. Cordes, T. J. W. Lazio, B. W. Stappers, and S. Johnston, *New Astron. Rev.* 48 (2004) 993
 - [6] R. N. M. (for the IPTA), *Class. Quant. Grav.* 30 (2013) 224010
 - [7] S. Capozziello and M. De Laurentis, *Phys. Rept.* 509 (2011) 167
 - [8] S. Nojiri, S. D. Odintsov and V. K. Oikonomou, *Phys. Rept.* 692 (2017) 1
 - [9] S. Capozziello, M. De Laurentis, S. Nojiri and S. D. Odintsov, *Phys. Rev. D* 95 (2017) 083524
 - [10] S. Anand, U. Kumar Dey, S. Mohanty, *JCAP* 1703 (2017) 018
 - [11] P. Binetruy, A. Bohe, C. Caprini and J. F. Dufaux, *JCAP* 1206 (2012) 027
 - [12] Rong-Gen Cai, Zh. Cao, Z. K Guo, Sh. J Wang, Tao Yang, *National Science Review* 4 (2017) 687
 - [13] C. Caprini et al., Science with the space-based interferometer eLISA. II: *JCAP* 1604 (2016) 001
 - [14] R. Jinno, T. Moroi and K. Nakayama, *Phys. Lett. B* 713 (2012) 129
 - [15] M. Ahmadvand, K. Bitaghsir Fadafan, *Phys. Lett. B* 772 (2017) 747
 - [16] M. Ahmadvand, K. Bitaghsir Fadafan, *Phys. Lett. B* 779 (2018) 1
 - [17] M. Drees, F. Hajkarim, and E. R. Schmitz, *JCAP* 1506 (2015) 025
 - [18] Y. Aoki, G. Endrodi, Z. Fodor, S. D. Katz, K. K. Szabo, *Nature* 443 (2006) 675
 - [19] M. Cheng, et al., *Phys. Rev. D* 77 (2008) 014511
 - [20] T. Bhattacharya et al., *Phys. Rev. Lett.* 113 (2014) 082001
 - [21] P. Petreczky, *J. Phys. G* 39 (2012) 093002
 - [22] HotQCD Collaboration, A. Bazavov et al., *Phys. Rev. D* 90 (2014) 094503
 - [23] M. Cheng, PoS LATTICE 2007 (2007) 173
 - [24] M. I. Gorenstein, V. K. Petrov, G. M. Zinovjev, *Phys. Lett. B* 106 (1981) 327
 - [25] A. F. Ali, S. Das and E. C. Vagenas, *Phys. Lett. B* 678 (2009) 497
 - [26] S. Das, E. C. Vagenas and A. F. Ali, *Phys. Lett. B* 690 (2010) 407
 - [27] S. Capozziello, G. Lambiase and G. Scarpetta, *Int. J. Theor. Phys.* 39 (2000) 15
 - [28] S. Das and E. C. Vagenas, *Phys. Rev. Lett.* 101 (2008) 221301
 - [29] P. Pedram, K. Nozari and S. H. Taheri, *JHEP* 1103 (2011) 093
 - [30] P. Wang, H. Yang and X. Zhang, *Phys. Lett. B* 718 (2012) 265
 - [31] S. Ghosh, *Class. Quantum Grav.* 31 (2014) 025025
 - [32] S. Jalalzadeh, M. A. Gorji and K. Nozari, *Gen. Relativ. Gravit.* 46 (2014) 1632
 - [33] K. Nozari, M. Khodadi, M. A. Gorji, *Europhys. Lett.* 112 (2015) 60003
 - [34] M. Khodadi, *Astrophys. Space Sci.* 358 (2015) 45
 - [35] I. Pikovski et al., *Nature Phys.* 8 (2012) 393
 - [36] M. Khodadi et al., *Sci. Rep.* 8 (2018) 1659
 - [37] S. Dey et al., *Nucl. Phys. B* 924 (2017) 578
 - [38] F. Marin et al., *Nature Phys.* 9 (2013) 71.
 - [39] M. Khodadi, K. Nozari, E. N. Saridakis, *Class. Quant. Grav.* 35 (2018) 015010
 - [40] M. Khodadi, K. Nozari, A. Hajizadeh, *Phys. Lett. B* 770 (2017) 556
 - [41] N. Khosravi, H. R. Sepangi, *JCAP* 0804 (2008) 011
 - [42] M. A. Gorji, *Phys. Lett. B* 760 (2016) 769
 - [43] A. F. Ali, S. Das and E. C. Vagenas, *Phys. Lett. B* 678 (2009) 497
 - [44] S. Das, E. C. Vagenas and A. F. Ali, *Phys. Lett. B* 690 (2010) 407
 - [45] A. F. Ali, S. Das and E. C. Vagenas, *Phys. Rev. D* 84 (2011) 044013
 - [46] I. Elmashad, A. Farag Ali, L. I. Abou-Salem, Jameel-Un Nabi, A. Tawfik, *SOP Trans. Theor. Phys.* 1 (2014) 1
 - [47] L. I. Abou-Salem, N. M. El Naggarend and I. A. Elmashad, *Adv. High Energy Phys.* 2015 (2015) 103576
 - [48] N. Naggarr, L. Abou-Salem, I. Elmashad and A. Farag Ali, *J. Mod. Phys.* 4 (2013) 13
 - [49] B. R. Majhi, E. C. Vagenas, *Phys. Lett. B* 725 (2013) 477
 - [50] M. Cheng et al., *Phys. Rev. D* 77 (2008) 014511
 - [51] N. Demir and E. C. Vagenas, *Nucl. Phys. B* 933 (2018) 340
 - [52] A. S. Kapoyannis, *Eur. Phys. J. C* 51 (2007) 1013
 - [53] T. D. Lee and Y. Pang, *Phys. Rep.* 221 (1992) 251
 - [54] G. De Risi et al., *Nucl. Phys. B* 805 (2008) 190
 - [55] M. Heydari-Fard, *Gen. Relativ. Gravit.* 42 (2010) 2729
 - [56] F. Kheyri, M. Khodadi and H. R. Sepangi, *Eur. Phys. J. C.* 73 (2013) 2286

- [57] F. Kheyri, M. Khodadi and H. R. Sepangi, *Annals of Physics* 332 (2012) 75
- [58] “*Hadrons and Quark-Gluon plasma*”, J. Letessier and J. Rafelski, Cambridge University Press, (2002)
- [59] A. Kosowsky, M. S. Turner, and R. Watkins, *Phys. Rev. D* 45 (1992) 4514
- [60] A. Kosowsky, M. S. Turner, and R. Watkins, *Phys. Rev. Lett.* 69 (1992) 2026
- [61] C. Caprini, R. Durrer, and G. Servant, *Phys. Rev. D* 77 (2008) 124015
- [62] S. J. Huber and T. Konstandin, *JCAP* 0809 (2008) 022
- [63] C. Caprini and R. Durrer, *Phys. Rev. D* 74 (2006) 063521
- [64] C. Caprini et al., *JCAP* 1604 (2016) 001
- [65] R. Jinno and M. Takimoto, *Phys. Rev. D* 95 (2017) 024009
- [66] C. Caprini, R. Durrer, and G. Servant, *JCAP* 0912 (2009) 024
- [67] A. Kosowsky, A. Mack, and T. Kahniashvili, *Phys. Rev. D* 66 (2002) 024030
- [68] P. Binetruy, A. Bohe, C. Caprini, and J.-F. Dufaux, *JCAP* 1206 (2012) 027
- [69] A. F. Ali and B. Majumder, *Class. Quant. Grav.* 31 (2014) 215007
- [70] M. Khodadi, K. Nozari, E. N. Saridakis *Class. Quant. Grav.* 35 (2018) 015010
- [71] R. Maartens, *Living Rev. Rel.* 7 (2004) 7
- [72] P. Jizba, H. Kleinert, and F. Scardigli, *Phys. Rev. D* 81 (2010) 084030
- [73] F. Scardigli and R. Casadio, *Eur. Phys. J. C* 75 (2015) 425