

Lyapunov analysis of strange pseudohyperbolic attractors: angles between tangent subspaces, local volume expansion and contraction

Pavel V. Kuptsov^{1*} and Sergey P. Kuznetsov^{2,3**}

¹*Institute of electronics and mechanical engineering, Yuri Gagarin State Technical University of Saratov
Politekhnikeskaya 77, Saratov 410054, Russia*

²*Institute of Mathematics, Information Technologies and Physics, Udmurt State University
Universitetskaya 1, Izhevsk 426034, Russia*

³*Kotel'nikov's Institute of Radio-Engineering and Electronics of RAS, Saratov Branch
Zelenaya 38, Saratov 410019, Russia*

Received September 1, 2018; accepted Month XX, 20XX

Abstract—Pseudohyperbolic attractors are genuine strange chaotic attractors. They do not contain stable periodic orbits and are robust in a sense that such orbits do not appear under variations. The tangent space of these attractors is split into a direct sum of volume expanding and contracting subspaces and these subspaces never have tangencies with each other. Any contraction in the first subspace, if occur, is weaker than contractions in the second one. In this paper we analyze local structure of several chaotic attractors recently suggested in literature as pseudohyperbolic. The absence of tangencies and thus the presence of the pseudohyperbolicity is verified using the method of angles that includes computation of distributions of the angles between the corresponding tangent subspaces. Also we analyze how volume expansion in the first subspace and the contraction in the second one occurs locally. For this purpose we introduce a family of instant Lyapunov exponents. Unlike the well known finite time ones, the instant Lyapunov exponents show expansion or contraction on infinitesimal time intervals. Two types of instant Lyapunov exponents are defined. One is related to ordinary finite time Lyapunov exponents computed in the course of standard algorithm for Lyapunov exponents. Their sums reveal instant volume expanding properties. The second type of instant Lyapunov exponents shows how covariant Lyapunov vectors grow or decay on infinitesimal time. Using both instant and finite time Lyapunov exponents we demonstrate that specific to the pseudohyperbolicity average expanding and contracting properties are typically violated on infinitesimal time. Instantly volumes from the first subspace can sometimes be contracted, directions in the second subspace can sometimes be expanded, and the instant contraction in the first subspace can sometimes be stronger than the contraction in the second subspace.

MSC2010 numbers: 37D45, 37D30, 37D25, 65L99, 34D08

DOI: 10.0000/S1560354700000012

Keywords: chaotic attractor, strange pseudohyperbolic attractor, method of angles, hyperbolic isolation, lyapunov exponents, finite time Lyapunov exponents, instant Lyapunov exponents, covariant Lyapunov vectors

INTRODUCTION

Success in practical applications of chaotic theory essentially depends on the robustness of the implemented systems. It means that the chaotic regime must not be destroyed or qualitatively changed under small variations of parameters of the system [6]. Moreover, chaotic regime have to demonstrate good stochastic properties proven by rigorous mathematical analysis.

One class satisfying these requirements contains systems with uniformly hyperbolic chaos. Systems of this type, like, for example, the Smale-Williams solenoid, manifest deterministic

*E-mail: p.kuptsov@rambler.ru

**E-mail: spkuz@yandex.ru

chaos justified in rigorous mathematical sense. They demonstrate strong and structurally stable stochastic properties [1, 17, 35]. Though many years hyperbolic attractors were considered only as a mathematical abstraction, recently many examples of physically realizable systems with hyperbolic attractor have been suggested [25, 26].

Uniformly hyperbolic attractors contain only saddle trajectories. For discrete time systems these trajectories have well defined contracting and expanding manifolds. The former contains phase trajectories approaching the attractor in direct time and the latter corresponds to the approaching in the reversed time. In the linear space of small perturbations tangent to these manifolds this situation corresponds to the splitting of the whole space into a direct sum of two subspaces such that in one of them all directions are expanding and in the second one they are contracting. The important feature of the saddle trajectories and thus of the hyperbolic attractors is that the contracting and expanding manifolds can intersect each other but can not have tangencies. In the associated tangent space it is reflected in the absence of clashes between vectors from the expanding and contracting subspaces so that the angles between these subspaces never vanish. For systems with continues time in addition to the expanding and contracting tangent subspaces the neutral tangent subspace is added, and all these three subspaces never have tangencies with each other.

Besides the uniformly hyperbolic attractors one more class of systems with a “good” chaos is formed by systems with pseudohyperbolic attractors (the Lorenz attractor, “wild” attractors) [3, 11, 39, 40]. These attractors are genuine strange attractors since each orbit has positive Lyapunov exponent, i.e., stable periodic orbits are absent, and this property is robust being preserved under at least small perturbations. The tangent space of pseudohyperbolic systems is split into a direct sum of volume expanding and contracting subspaces. Notice that now only the expansion of volumes is required instead of expansion along all direction needed for the uniform hyperbolicity. These splitting must be invariant in time and the subspaces can not have tangencies.

Necessary condition for the existence of the pseudohyperbolic attractor is the following relation for its Lyapunov exponents [39, 40]:

$$\sum_{i=1}^n \lambda_i > 0, \text{ and } \lambda_i < 0 \text{ for } i > n. \quad (0.1)$$

When the conditions (0.1) hold, to confirm the pseudohyperbolicity one also have to ensure that the n -dimensional volume expanding subspace and $(N - n)$ -dimensional contracting subspace do not have tangencies.

Based on discussions in Refs. [10, 11, 39, 40], the following list of properties of pseudohyperbolic attractors can be formulated:

- (i) The tangent space is split into a direct sum of two hyperbolically isolated subspaces such that angles between them never vanish.
- (ii) The first n -dimensional subspace exponentially expands n -dimensional volumes, i.e., the sum of the Lyapunov exponents corresponding to this subspace is positive.
- (iii) The second subspace exponentially contracts all its vectors, i.e., all corresponding Lyapunov exponents are negative.
- (iv) Any contraction in the first subspace, if occurs, is exponentially weaker than any contraction in the second subspace.

In this paper we will test these properties for several concrete examples of chaotic systems. The absence of the tangencies, (property (i)) will be verified numerically using suggested in Ref. [18] implementation of the method of angles. Three other properties are fulfilled automatically if the necessary condition (0.1) holds. However, unlike the angles that are computed at the trajectory points with small step and thus describe the attractor locally, Lyapunov exponents provide global characteristics and ignore its fine details due to averaging. In this paper we are going to test how the properties (ii), (iii), and (iv) are fulfilled locally, on infinitesimal and short time intervals.

For this purpose, finite time Lyapunov exponents will be computed based both on orthogonal Gram-Schmidt vectors and on covariant Lyapunov vectors. Moreover instant Lyapunov exponents will be introduced that provide expansion or contraction rates on infinitesimal time.

The paper is organized as follows. In Sect. 1 we will briefly review the methods of computation of Lyapunov exponents, covariant and orthogonal Lyapunov vectors, finite time Lyapunov exponents. Also an instant Lyapunov exponents will be defined. The main Sect. 2 is devoted to the testing of pseudohyperbolicity of several attractors. Finally, in Sect. 3 the results are discussed.

1. SOME BASICS OF LYAPUNOV ANALYSIS

In this section we will briefly review methods of Lyapunov analysis required for the further investigation of pseudohyperbolicity. We will discuss the methods of computation of Lyapunov exponents, finite time exponents, covariant Lyapunov vectors (CLVs) and angles between tangent subspaces. Moreover we will introduce a family of instant Lyapunov exponents that show the exponential growth rates in tangent space on infinitesimal time.

1.1. Covariant Lyapunov Vectors and Angles Between Tangent Subspaces

Computation of angles between tangent subspaces can be done using CLVs. These vectors are named “covariant” since n th vector at time t_1 is mapped by a tangent flow to the n th vector at time t_2 , and a rate of its exponential expansion or contraction averaged over an infinitely long trajectory is equal to the n th Lyapunov exponent λ_n . Two algorithms for computation of these vectors were first reported in the pioneering works [8, 41]. See also paper [22] for more detailed explanation and one more algorithm, and also a book [30] for a survey.

The importance of CLVs lies in the fact that they form a tangent basis for expanding and contracting manifolds of trajectories of a dynamical system. In particular, these vectors can indicate hyperbolicity of chaos. By the definition, both uniform hyperbolicity and its weaker forms are related to the transversality of the tangent subspaces [1, 3, 17, 29, 35]. A chaotic system is uniformly hyperbolic when expanding, contracting, and also neutral, if any, subspaces are hyperbolically isolated, i.e., never have tangencies. In terms of CLVs it means that the angles between the subspaces spanned by the corresponding CLVs never vanish. In this paper we will put attention to the pseudohyperbolicity which requires the absence of tangencies between volume expanding and contracting subspaces [10, 11, 39, 40].

Verification of the hyperbolic isolation of tangent subspaces will be done using the method of angles [18] that in turn is based on the method for CLVs computation suggested in Ref. [22] as LU-method.

Consider a continues time system

$$\dot{X}(t) = F(X(t), t), \quad (1.1)$$

where $X \in \mathbb{R}^N$ is N -dimensional state vector, and F is a nonlinear function. Infinitely small or tangent perturbations to trajectories of the system (1.1) obey the variational equation

$$\dot{x}(t) = \mathbf{J}(t)x(t), \quad (1.2)$$

where $x \in \mathbb{R}^N$ is a tangent vector and $\mathbf{J}(t) \in \mathbb{R}^{N \times N}$ is the Jacobian matrix, i.e., the matrix of derivatives of F with respect to X . Its time dependence can be both implicit via $X(t)$ and explicit (for non-autonomous case). For a discrete time system we have:

$$X_{n+1} = F(X_n, n), \quad (1.3)$$

$$x_{n+1} = \mathbf{J}_n x_n. \quad (1.4)$$

Here all terms have the same meaning as above, and n denotes discrete time.

Both for continues and discrete time systems the evolution of the tangent vectors from time t_1 to time t_2 can be expressed as follows:

$$x(t_2) = \mathcal{F}(t_1, t_2)x(t_1), \quad (1.5)$$

where $\mathcal{F}(t_1, t_2)$ is a linear operator called propagator. For discrete time systems this is merely $t_2 - t_1$ times iterated Jacobian matrix of the system, and for continues time system the propagator is built from Jacobian matrix using the Magnus expansion [22]. In numerical simulations the action of the propagator $\mathcal{F}(t_1, t_2)$ is equivalent to solving variational equation (1.2) or (1.4) from t_1 to t_2 simultaneously with the basic system (1.1) or (1.3), respectively.

Computation routines for Lyapunov exponents and CLVs use inner products of tangent vectors. Its particular form can be chosen arbitrary, and Lyapunov exponents as well as CLVs do not depend on this choice. However, in some cases finding an appropriate form for the inner product is important for clarifying the correspondence between mathematical models and numerical approximations. For example in Refs. [19, 20] a special form of the inner product is introduced for analysis of hyperbolicity of chaos in time delay systems. In our analysis however, it is enough to consider the simplest standard dot product.

Discussed algorithms for CLVs and angles are based on the standard algorithm for Lyapunov exponents created independently and simultaneously by Benettin et al. [2] and by Shimada and Nagashima [34]. Assume we need to compute K Lyapunov exponents, or CLVs, or going to evaluate first K angles between the tangent subspaces. First, we initialize a set of K unit random tangent vectors, orthogonal to each other, and gather them as columns of a matrix $\mathbf{Q}_b(t_1)$. Applying the propagator $\mathcal{F}(t_1, t_2)$ to this matrix we obtain a set of vectors $\tilde{\mathbf{Q}}_b(t_2)$, now non orthogonal. We recall that in practice it merely means that we solve variational equations from t_1 to t_2 K times (for each column of $\mathbf{Q}_b(t_1)$). Now we need to orthogonalize $\tilde{\mathbf{Q}}_b(t_2)$. There are many algorithms to do it. The most known is called Gram-Schmidt orthogonalization. In more general form this procedure is referred to as QR factorization and consists in representation of the matrix as a product of an orthogonal \mathbf{Q} and an upper triangular \mathbf{R} matrices [9, 15]. Thus, one iteration of the standard algorithm includes the following operations:

$$\mathcal{F}(t_1, t_2)\mathbf{Q}_b(t_1) = \tilde{\mathbf{Q}}_b(t_2), \quad (1.6)$$

$$\tilde{\mathbf{Q}}_b(t_2) = \mathbf{Q}_b(t_2)\mathbf{R}_b(t_1, t_2). \quad (1.7)$$

The orthogonal matrix $\mathbf{Q}_b(t_2)$ is used for the next stage of the algorithm.

After skipping some transient, we can consider logarithms of diagonal elements of $\mathbf{R}_b(t_1, t_2)$. Dividing them by the corresponding time step, $\tau = t_2 - t_1$, we obtain finite time Lyapunov exponents (FTLEs) associated with the time interval τ , and averaging them over long trajectory we obtain numerical approximations for global Lyapunov exponents λ_i . In what follows, λ_i will be referred to as merely Lyapunov exponents.

The algorithm for CLVs and angles that we use here requires the matrix $\mathbf{Q}_b(t)$. After the transient, the columns of this orthogonal matrix turns to the backward Lyapunov vectors. This name seems to be counterintuitive, but its origin is not related to the direction of iterations in time. It indicates that they have arrived at the current point after long evolution initialized in the far past [22, 27]. Also these vectors are known as Gram-Schmidt vectors. The directions pointed by these vectors, except the first one, depend on the choice of the inner product. It means that individually they do not bring much information about the tangent space structure. But the subspaces they span, do. Assume that we already have found CLVs and they are gathered as columns of the matrix $\mathbf{\Gamma}(t)$. The backward Lyapunov vectors form an orthogonal matrix in QR-decomposition of $\mathbf{\Gamma}(t)$ [22]:

$$\mathbf{\Gamma}(t) = \mathbf{Q}_b(t)\mathbf{A}_b(t), \quad (1.8)$$

where $\mathbf{A}_b(t)$ is an upper triangular matrix. Since QR-decomposition preserves subspaces spanned by vector-columns of the decomposed matrix (see, for example book [9] for details), Eq. (1.8) shows that the first CLV coincides with the first backward Lyapunov vector, the second one lies in a plane spanned by the first two backward vectors, the third one belongs to a three-dimensional space of the first three backward vectors and so on.

The second part of the discussed algorithm includes iterations with the adjoint propagator. Notice that the action of the adjoint propagator as well as the action of the inverted one corresponds to steps backward in time [22]. The form of the adjoint propagator depends on the chosen inner product [19, 20], and the standard dot product produces its simplest version: the adjoint propagator is obtained from the original one simply by transposition as $\mathcal{F}^T(t_1, t_2)$. The steps are performed again with K vectors that are QR-decomposed after each action of the propagator $\mathcal{F}^T(t_1, t_2)$:

$$\mathcal{F}(t_1, t_2)^T \mathbf{Q}_f(t_2) = \tilde{\mathbf{Q}}_f(t_1), \quad (1.9)$$

$$\tilde{\mathbf{Q}}_f(t_1) = \mathbf{Q}_f(t_1)\mathbf{R}_f(t_1, t_2). \quad (1.10)$$

Here $\mathbf{Q}_f(t)$ is an orthogonal matrix with K columns. When one drops out some transient, columns of $\mathbf{Q}_f(t)$ becomes the so called forward Lyapunov vectors. “Forward” here indicates that the vectors arrive from far future.

Assume for a moment that we have the full set of N forward vectors. Then the matrix $\mathbf{Q}_f(t)$ is an orthogonal matrix in QL-decomposition of the CLVs matrix $\mathbf{\Gamma}(t)$:

$$\mathbf{\Gamma}(t) = \mathbf{Q}_f(t)\mathbf{A}_f(t). \quad (1.11)$$

Here $\mathbf{A}_f(t)$ is a lower triangular matrix [22]. Thus the N th forward vector coincides with the last CLV, the last two forward vectors span the subspace containing the $(N - 1)$ th CLV, and so on. It means that the remaining forward vectors, i.e., the columns of $\mathbf{Q}_f(t)$ from the 1st to n th, form an orthogonal complement for the subspace containing last $N - n$ CLVs. Thus, given K backward Lyapunov vectors in $\mathbf{Q}_b(t)$ and K forward Lyapunov vectors in $\mathbf{Q}_f(t)$, we have a subspace with the first K CLVs and an orthogonal complement for the subspace for $N - K$ remaining CLVs. It is enough to compute K CLVs and a series of angles between the subspaces spanned by these vectors.

Equating the left hand sides of Eqs. (1.8) and (1.11) we obtain:

$$\mathbf{P}(t) = [\mathbf{Q}_f(t)]^T \mathbf{Q}_b(t), \quad (1.12)$$

$$\mathbf{P}(t)\mathbf{A}_b(t) = \mathbf{A}_f(t). \quad (1.13)$$

Thus, given $\mathbf{Q}_b(t)$ and $\mathbf{Q}_f(t)$, we first compute $\mathbf{P}(t)$ with Eq. (1.12). Then, since $\mathbf{A}_b(t)$ and $\mathbf{A}_f(t)$ are upper and lower triangular matrices, respectively, they are computed for $\mathbf{P}(t)$ from Eq. (1.13) as its LU decomposition, see Ref. [22] for more details. Finally, using $\mathbf{A}_b(t)$ and $\mathbf{Q}_b(t)$ we can find CLVs from Eq. (1.8).

Angles between subspaces are called principal angles. Cosines of these angles can be found as singular values of a matrix whose elements are pairwise inner products of orthogonal base vectors for these subspaces [9]. We have an orthogonal basis for the first subspace of interest in $\mathbf{Q}_b(t)$, also there is a basis for the orthogonal complement of the second subspace in $\mathbf{Q}_f(t)$, and $\mathbf{P}(t)$ is the matrix of their inner products. Two n -dimensional subspaces have n principal angles. But since we are interested in verification of tangencies of these subspaces we need only one of the angles. Because $\mathbf{Q}_f(t)$ is the orthogonal complement to the subspace of interest, the tangency is signaled by the largest principal angle that corresponds to the smallest singular value. Once the matrix \mathbf{P} is computed we can evaluate a series of K angles. Taking top left square submatrices $\mathbf{P}[1:n, 1:n]$, where $n = 1, 2, \dots, K$, and finding their smallest singular values σ_n , we obtain the angle between the n -dimensional subspace of the first CLVs and the $(N - n)$ -dimensional subspace of the remaining CLVs as:

$$\theta_n = \pi/2 - \arccos \sigma_n. \quad (1.14)$$

The smallest singular value σ_n as well as the angle θ_n vanishes when a tangency between the corresponding subspaces occurs. Because trajectories with the exact tangencies are rather untypical, in actual computations we register a tangency between subspaces if the corresponding angle can be arbitrarily small.

1.2. Finite Time Lyapunov Exponents

Finite time Lyapunov exponents (FTLEs) characterize expansions and contractions in phase space on finite time intervals. They are obtained from logarithms of diagonal elements of the upper triangular matrix $\mathbf{R}_b(t_1, t_2)$ computed after each QR decomposition in the course of computation of Lyapunov exponents, see Eq. (1.7):

$$\bar{\Lambda}_n(t_1, t_2) = \frac{\log r_{nn}(t_1, t_2)}{t_2 - t_1}. \quad (1.15)$$

The Lyapunov exponents λ_n are the averagings of FTLEs $\bar{\Lambda}_n(t_1, t_2)$ over infinitely long trajectory. They always appear in a descending order in computations and show an hierarchy of expansions and contractions in the phase space.

Individual meaning of FTLEs (1.15), except the first one, is not so clear. The first FTLE shows how a typical tangent vector exponentially grows from t_1 to t_2 . By construction, the second FTLE

is the rate of exponential growth along a direction perpendicular to the fastest one. It has no much of physical meaning by itself. However, the sum $\bar{\Lambda}_1(t_1, t_2) + \bar{\Lambda}_2(t_1, t_2)$ shows the exponential growth rate of a typical two-dimensional area. Similarly, the third FTLE $\bar{\Lambda}_3(t_1, t_2)$ admits clear interpretation being summed with two previous ones: this sum indicates the rate of exponential growth of a typical three-dimensional volume. The sum of the first n FTLEs is a growth rate for a typical n -dimensional volume in the tangent space.

When CLVs have become available due to the effective algorithms for their computations [8, 41], in addition to FTLEs (1.15), a new sort of finite time Lyapunov exponents were introduced, computed as rates of exponential growths of CLVs on time interval $t_2 - t_1$, see Ref. [22]. We will refer to them as FTCLE and denote as $\bar{\mathcal{L}}_n(t_1, t_2)$. Similar to FTLEs (1.15), these CLV based exponents also converge to Lyapunov exponents on large times, but their meaning is different. Each FTCLE characterizes an exponential expansion or contraction rate along a covariant direction where on average the expansion or contraction occurs according to the respective Lyapunov exponent. Since this covariant directions pointed by CLVs are not orthogonal, the sums of FTCLEs are not related to the rates of volumes expansion or contractions.

In brief, FTLEs are based on backward Lyapunov vectors and are appropriate for testing volume expanding properties in tangent space. For this purpose they have to be summed, while individual values of FTLEs except the first one have no much sense. FTCLEs are based on covariant Lyapunov vectors and are good for testing tangent vectors expansion or contraction. Their sums have no sense and one has to consider their values individually.

The specific feature of both FTLEs and FTCLEs is that they are computed for finite time intervals. One of the appropriate ways of employing them is analysis of their fluctuations on asymptotically large time intervals [23]. However when local properties are required, it is usually unclear which interval $t_2 - t_1$ is sufficiently small to give a representative picture. Obviously this problem makes sense only for continuous time systems, while for discrete time systems the local properties are recovered by FTLEs and FTCLEs computed for unit time steps $t_2 - t_1 = 1$.

1.3. Instant Lyapunov Exponents

To analyze tangent space expansion on infinitesimal time we will introduce here the *instant Lyapunov exponents*. Let us start with the instant Lyapunov exponents based on backward Lyapunov vectors that will be called IBLE and denoted as $\Lambda_i(t)$. They have to be related to FTLEs $\bar{\Lambda}_i(t_1, t_2)$ as follows:

$$\bar{\Lambda}_i(t_1, t_2) = \frac{1}{t_2 - t_1} \int_{t_1}^{t_2} \Lambda_i(t) dt. \quad (1.16)$$

On the other hand, by the definition, the sum of n first FTLEs is an exponential growth rate of n -dimensional volume:

$$\sum_{i=1}^n \bar{\Lambda}_i(t_1, t_2) = \frac{1}{t_2 - t_1} \log \frac{\text{Vol}_n(t_2)}{\text{Vol}_n(t_1)}. \quad (1.17)$$

Substituting here Eq. (1.16) and differentiating by t_2 , we obtain:

$$\sum_{i=1}^n \Lambda_i(t_2) = \frac{d}{dt_2} \log \text{Vol}_n(t_2). \quad (1.18)$$

Here we took into account that $\text{Vol}_n(t_1)$ does not depend on t_2 . Volume $\text{Vol}_n(t_2)$ is equal to the product of n first diagonal elements r_{ii} of the upper triangular matrix obtained after QR decomposition, see Eq. (1.7). The detailed explanation of it can be found in Ref. [22]. Hence

$$\sum_{i=1}^n \Lambda_i(t_2) = \frac{d}{dt_2} \sum_{i=1}^n \log r_{ii}, \quad (1.19)$$

$$\Lambda_i(t) = \dot{r}_{ii}/r_{ii}. \quad (1.20)$$

To proceed, consider a variational equation in the matrix form:

$$\dot{\mathbf{V}} = \mathbf{J}\mathbf{V}, \quad (1.21)$$

where \mathbf{V} is a matrix of tangent vectors. Substituting \mathbf{V} with its QR-decomposition we obtain:

$$\dot{\mathbf{Q}}\mathbf{R} + \mathbf{Q}\dot{\mathbf{R}} = \mathbf{J}\mathbf{Q}\mathbf{R}, \quad (1.22)$$

or, after simple matrix algebra:

$$\dot{\mathbf{R}}\mathbf{R}^{-1} = \mathbf{Q}^T\mathbf{J}\mathbf{Q} - \mathbf{Q}^T\dot{\mathbf{Q}}. \quad (1.23)$$

For any orthogonal time dependent matrix \mathbf{Q} the product $\mathbf{Q}^T\dot{\mathbf{Q}}$ is always skew-symmetric. It can be easily checked by differentiation of the identity $\mathbf{Q}^T\mathbf{Q} = 1$. It means that the diagonal of $\mathbf{Q}^T\dot{\mathbf{Q}}$ contains only zeros. Thus, substituting diagonal elements of the matrices from Eq. (1.23) to Eq. (1.20) we obtain:

$$\Lambda_i(t) = q_i^T(t)\mathbf{J}(t)q_i(t), \quad (1.24)$$

where q_i is i th backward Lyapunov vector. Thus, to compute IBLE $\Lambda_i(t)$ in the course of usual routine for Lyapunov exponent after steps (1.6), (1.7) we need to multiply each backward vector by the Jacobian matrix and then to find the inner product with the vector itself.

Divergence of the vector field produced by the continues time system (1.1) is known to be equal to the instant exponential volume contraction rate in the whole N -dimensional phase space [17]. It means that the sum of N IBLEs have to be equal to this divergence. This is indeed the case. By the definition, the divergence is equal to the sum of diagonal elements of the Jacobian matrix. Thus

$$\begin{aligned} \sum_{i=1}^N \Lambda_i &= \sum_{ijk} q_{ij} j_{ik} q_{kj} = \sum_{ik} j_{ik} \sum_j q_{ij} q_{kj} \\ &= \sum_{ik} j_{ik} \delta_{ik} = \sum_i j_{ii} = \text{div } F, \end{aligned} \quad (1.25)$$

where q_{ij} and j_{ik} are elements of matrices \mathbf{Q}_b and \mathbf{J} , respectively, and δ_{ik} is Kronecker's symbol. Notice that these calculations use merely the orthogonality of \mathbf{Q}_b , and do not employ its specific form. It means that this equality is rather trivial and can not be used, for example, for testing correctness of computations of IBLEs. Also notice that similar equality for the corresponding FTLEs can be fulfilled only approximately, since $\text{div } F$ is an instant value and FTLEs are always related to a finite time interval.

Let us now turn to the finite time exponents based on CLVs. We will call them ICLE, denote as $\mathcal{L}_i(t)$, and introduce via the following integral:

$$\bar{\mathcal{L}}_i(t_1, t_2) = \frac{1}{t_2 - t_1} \int_{t_1}^{t_2} \mathcal{L}_i(t) dt, \quad (1.26)$$

where $\bar{\mathcal{L}}_i(t_1, t_2)$ are FTCLE, i.e., the mentioned above finite time exponent based on CLVs. FTCLE is equal to the exponential growth rate of i th CLV $\gamma_i(t)$ on the time interval $(t_2 - t_1)^{1)}$:

$$\bar{\mathcal{L}}_i(t_1, t_2) = \frac{1}{t_2 - t_1} \log \left(\frac{\|\gamma_i(t_2)\|}{\|\gamma_i(t_1)\|} \right). \quad (1.27)$$

Combining Eqs. (1.26) and (1.27) and differentiating by t_2 we obtain:

$$\mathcal{L}(t_2) = \frac{d}{dt_2} \log \|\gamma(t_2)\|. \quad (1.28)$$

¹⁾Notice that using this equation for straightforward computation of FTCLE, i.e., solving numerically variational equation with $\gamma_i(t_1)$ as an initial condition, one have to take a sufficiently short interval $t_2 - t_1$. Though formally CLVs are preserved in the course of running along a trajectory, they are fragile in a sense that any error grows. Thus the numerical approximations of CLVs slowly diverge from their true directions and tend to align along the first CLV.

Here we took into account that $\|\gamma(t_1)\|$ does not depend on t_2 . Now we proceed as follows:

$$\begin{aligned}\mathcal{L}(t_2) &= \frac{1}{2} \frac{d}{dt_2} \log \|\gamma(t_2)\|^2 = \frac{1}{2\|\gamma(t_2)\|^2} \frac{d}{dt_2} \gamma(t_2)^T \gamma(t_2) \\ &= \frac{1}{2\|\gamma(t_2)\|^2} \left[\dot{\gamma}(t_2)^T \gamma(t_2) + \gamma(t_2)^T \dot{\gamma}(t_2) \right].\end{aligned}\tag{1.29}$$

By the definition, CLVs evolve according to the variational equation (1.2). Thus:

$$\mathcal{L}(t_2) = \frac{1}{2\|\gamma(t_2)\|^2} \left\{ \gamma(t_2)^T [\mathbf{J}(t_2)^T + \mathbf{J}(t_2)] \gamma(t_2) \right\}.\tag{1.30}$$

Taking into account that CLVs are always computed with unit norms, we obtain the final equation for ICLE:

$$\mathcal{L}(t) = \frac{1}{2} \left\{ \gamma(t)^T [\mathbf{J}(t)^T + \mathbf{J}(t)] \gamma(t) \right\}.\tag{1.31}$$

Altogether, we deal with characteristic exponents of four types. Summed FTLEs $\bar{\Lambda}_i$ and IBLEs Λ_i indicate the volume expansion occurring on finite time intervals and instantly, respectively. FTLEs are related to IBLEs via Eq. (1.16). FTCLs $\bar{\mathcal{L}}_i$ and ICLEs \mathcal{L}_i show expansion along covariant directions on finite time intervals and instantly, respectively. These are related with each other according to Eq. (1.26). In what follows, we will use all of them to analyze structure of chaotic attractors.

2. VERIFICATION OF PSEUDOHYPERBOLICITY

2.1. Lorenz System

We start with the famous Lorenz system [28, 32, 36]:

$$\begin{aligned}\dot{x} &= \sigma(y - x), \\ \dot{y} &= x(r - z) - y, \\ \dot{z} &= xy - bz.\end{aligned}\tag{2.1}$$

Parameters are $r = 28$, $\sigma = 10$, $b = 8/3$. To solve numerically these and other equations we use the Runge-Kutta method of the fourth order.

First of all we need Lyapunov exponents. For this purpose we will solve Eq. (2.1) simultaneously with its variational equations with time step $\Delta t = 10^{-4}$. Iterations (1.6), (1.7) are repeated until the maximal absolute error of λ_i becomes less than $\epsilon = 10^{-5}$. These computations are repeated ten times, and the resulting exponents are averaged. The results are $\lambda_1 = 0.906$, $\lambda_2 \approx 10^{-5}$, and $\lambda_3 = -14.573$. The second exponent must actually be put to zero since it corresponds to the symmetry of the equations (2.1) with respect to time shifts. The values agree well with the values reported in the literature, see for example [7, 24, 37].

The Lorenz system is known to be pseudohyperbolic [3, 5, 11, 39]. Our purpose here is to confirm this by testing the absence of tangencies between the volume expanding and contracting subspaces according to the property (i) formulated in the Introduction. Also we will test how the properties (ii), (iii), and (iv) are fulfilled locally.

Since $\lambda_1 + \lambda_2 > 0$ and $\lambda_3 < 0$, the tangent space of the Lorenz system (2.1) is expected to be split into two-dimensional volume expanding and one-dimensional contracting subspaces. The transversality of these two subspaces (property (i)) is confirmed by Fig. 1 where distributions of angles between tangent subspaces are shown. This and all subsequent figures have been plotted using Matplotlib graphics package [16]. Angle θ_1 is computed between the subspace related to the first covariant vector and the subspace spanned on two last ones; and θ_2 is computed between the subspace of the first two covariant vectors and the last one. To check that the curves are not affected by the numerical step size we have computed the angles three times, with steps $\Delta t = 0.01$, 0.001 and 0.0001. (For the first curve the orthogonalization and computation of the angles is done at each step, for the second one after each 10 steps and for the last one after each 100 steps.) As a

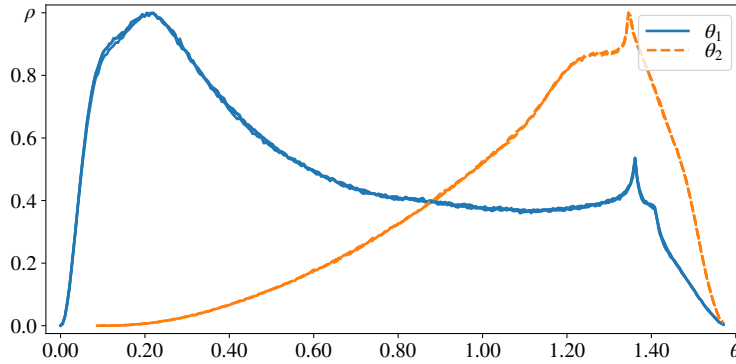


Fig. 1. Distributions of angles between tangent subspaces for the Lorenz system (2.1). Each curve is computed three times with different numerical steps $\Delta t = 0.01, 0.001$ and 0.0001 . The curves almost perfectly coincide indicating that they are not affected by time step. The pseudohyperbolicity is confirmed by the non-vanishing θ_2 .

result, all three curves are almost perfectly coincide so that they are barely distinguishable in the figure. One can see from the figure that the subspace of the two first vectors never have common elements with the subspace of the last one, since θ_2 never vanishes. In other words these subspaces are hyperbolically isolated. This is the main manifestation of the pseudohyperbolicity. (Notice that the uniform hyperbolicity requires the separation of the expanding, neutral and contracting subspaces, i.e., those spanned by covariant vectors associated with positive, zero and negative Lyapunov exponents. In particular in Fig. 1 the angle θ_1 would also be nonzero.)

Figure 2 shows the phase portrait of the Lorenz system where the attractor points are painted according to the values of θ_2 : lighter colors represent larger angles and darker correspond to smaller ones. One can see that the large angles can be found in inner areas of the attractor, while the most small values (but nevertheless nonzero as indicates Fig. 1) are located on its edges.

Let us now consider the property (ii), concerning the volume expansion. As discussed, the volume expansion properties can be tested using Lyapunov exponents corresponding to backward Lyapunov vectors. Instant and finite time expansion of n -dimensional volumes are characterized by n summed IBLEs Λ_i and FTLEs $\bar{\Lambda}_i$, respectively:

$$S_n(t) = \sum_{i=1}^n \Lambda_i(t), \quad \bar{S}_n(t, t + \tau) = \sum_{i=1}^n \bar{\Lambda}_i(t, t + \tau). \quad (2.2)$$

We recall that τ denotes here the averaging time.

Figure 3a shows the distributions of $S_n(t)$ and $\bar{S}_n(t, t + \Delta t)$, where Δt is a numerical discretization time step. The curves have been computed with $\Delta t = 0.01$ and 0.001 so that four curves are plotted at each n . According to Eq. (1.16) $\bar{\Lambda}_i(t, t + \Delta t) \approx \Lambda_i(t)$ if the averaging time Δt is so small that $\Lambda_i(t)$ varies slowly on the integration interval. Thus, the coincidence of the distributions for $S_n(t)$ and $\bar{S}_n(t, t + \Delta t)$ indicates that the instant exponents $\Lambda_i(t)$, though computed for a discrete subset of trajectory points, catch nevertheless all its essential features. On the other hand, $\bar{\Lambda}_i(t, t + \Delta t)$ being averaged over time step, nevertheless does not ignore essential fine details. Moreover the coincidence of the distributions for different discretization steps Δt indicates that these results are not affected by numerical approximation errors. Altogether, the coincidence of the four distributions for each n guarantees that they are representative, i.e., adequately reveal instant volume expanding properties of the attractor.

The curve S_2 in Fig. 3 is responsible for the tested property (ii). One can see in Fig. 3a that S_2 can be both positive and negative. It means that the first subspace being expanding on average due to $\lambda_1 + \lambda_2 > 0$ on infinitesimal time can be both volume expanding and contracting. Figures. 3b and (c) shows the distributions of sums of FTLEs \bar{S}_n computed for finite times $\tau = 1$ and 10 , respectively. Practically we average every hundred and every thousand of FTLEs, respectively, computed with the time step $\Delta t = 0.01$. One can see that only in panel (c) the distribution of \bar{S}_2 becomes strictly positive. Thus the first subspace becomes expanding only on sufficiently large

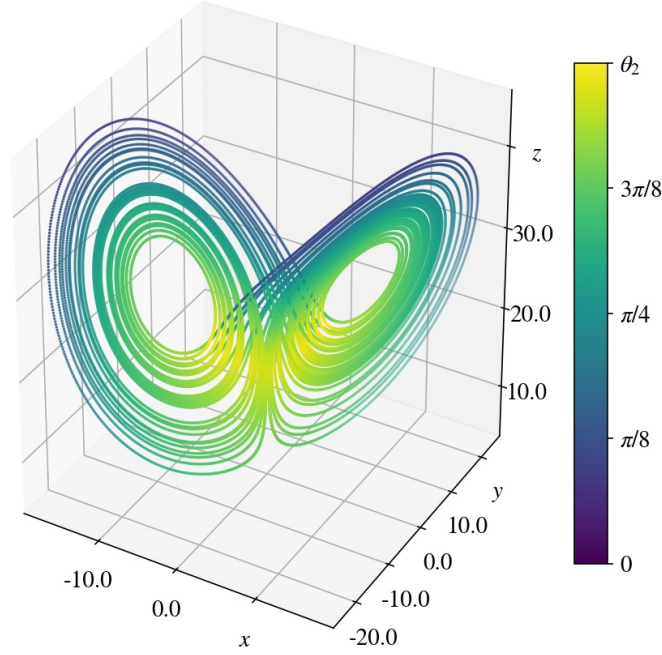


Fig. 2. Phase portrait of the Lorenz system (2.1). Point colors correspond to values of the angle θ_2 between the first two-dimensional tangent subspace and the second one-dimensional one. Observe that the small angles are located on attractor edges.

time scale. Figure 4a illustrates it in more detail. It shows behavior of the lower boundary of the distribution of \bar{S}_2 vs. the averaging time τ . The property (ii) is fulfilled when $\min \bar{S}_2 > 0$ at roughly $\tau > 7$.

In Fig. 3 the distribution of S_3 , the sum of all exponents showing the volume contraction in the whole tangent space, form the δ peak. This contraction exponent is known to be equal to the divergence of the vector field generated by Eq. (2.1) and is equal to $-(\sigma + b + 1)$, i.e., is constant for each trajectory. For the particular values of parameters, the divergence is $-41/3 \approx -13.67$. Analysis of the data used for plotting Fig. 3 shows that S_3 as expected is always constant and equal to this value, so that its distribution always form the δ peak.

The verification of the property (iii), that the second subspace is contracting, can be done with the help of ICLE $\mathcal{L}_n(t)$. Similar to Fig. 3a in Fig. 5 we plot the distributions of $\mathcal{L}_n(t)$ computed with numerical steps $\Delta t = 0.01$ and 0.001 and also the distributions of the corresponding FTCLEs $\bar{\mathcal{L}}_n(t, t + \Delta t)$. The coincidence of the four curves for each exponent index n guarantees that the distributions are representative. The contraction in the second subspace is given by $\mathcal{L}_3(t)$. Observe that it is always negative, so that the property (iii) is fulfilled already on infinitesimal time. Figure 4b illustrates that this property is fulfilled on finite times. One can see that the upper boundary of the distribution $\max \bar{\mathcal{L}}_3$ goes lower to negative area as the averaging time τ grows.

To test if any contraction in the first subspace is exponentially weaker than the contraction in the second one (property (iv)), we consider the distribution of distances between ICLEs D_n and FTCLEs \bar{D}_n :

$$\begin{aligned}
 D_n(t) &= \min\{\mathcal{L}_i(t), 1 \leq i \leq n\} \\
 &\quad - \max\{\mathcal{L}_i(t), n+1 \leq i \leq N\}, \\
 \bar{D}_n(t, t + \tau) &= \min\{\bar{\mathcal{L}}_i(t, t + \tau), 1 \leq i \leq n\} \\
 &\quad - \max\{\bar{\mathcal{L}}_i(t, t + \tau), n+1 \leq i \leq N\}.
 \end{aligned} \tag{2.3}$$

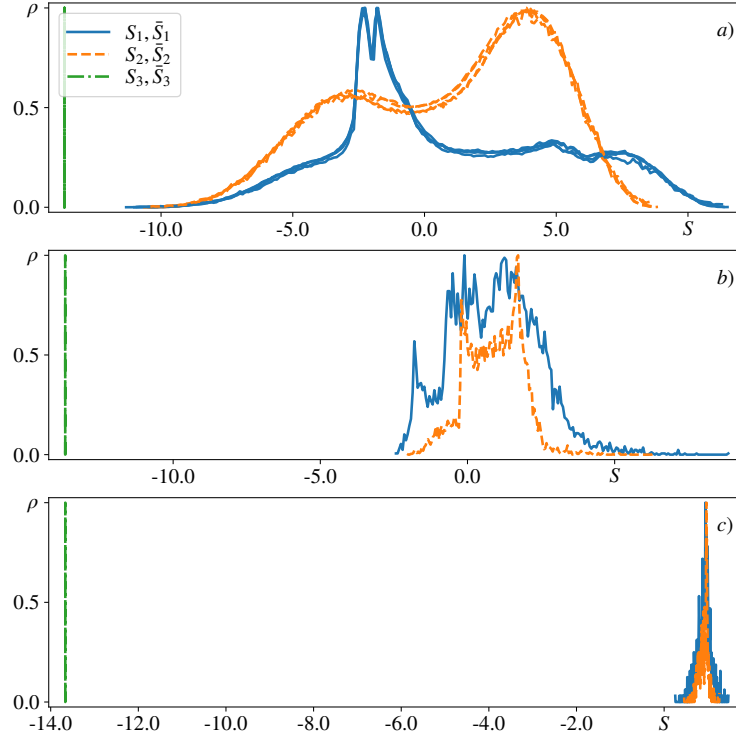


Fig. 3. Distributions of summed IBLEs and FTLEs, see Eq. (2.2), for the Lorenz system (2.1): (a) distributions of S_n and \bar{S}_n computed with numerical step sizes $\Delta t = 0.01$ and 0.001 (for \bar{S}_n these Δt are also used as averaging times); (b,c) distributions of \bar{S}_n computed with the numerical time step $\Delta t = 0.01$ and with the averaging times $\tau = 1$ and 10 , respectively. Observe that the \bar{S}_2 becomes strictly positive only in panel (c).

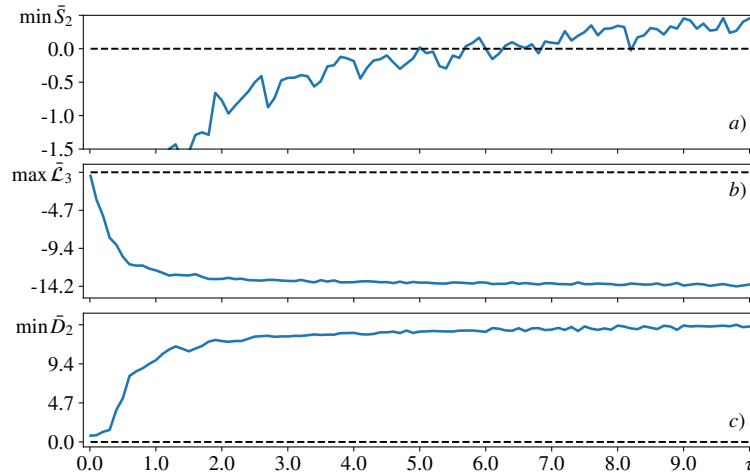


Fig. 4. Boundaries of distributions vs. averaging time τ for the Lorenz system (2.1): (a) the lower boundary of the distribution of $\bar{S}_2(t, t + \tau)$, (b) the upper boundary of $\bar{L}_3(t, t + \tau)$, and (c) the lower boundary of the distribution of distances between FTCLEs $\bar{D}_2(t, t + \tau)$. Dashed horizontal line shows zero level. Observe that $\min \bar{S}_2$ becomes positive only at sufficiently large time scale.

This characteristic value is similar to the so called fraction of DOS violation criterion which implies pairwise comparison of FTCLEs and counting situations when $\bar{L}_i < \bar{L}_j$, where $j > i$. Here the abbreviation DOS stands for dominated Oseledec splitting. This characteristic value is used in Refs. [21, 38, 42] to verify the hyperbolic isolation of tangent modes in spatially distributed systems.

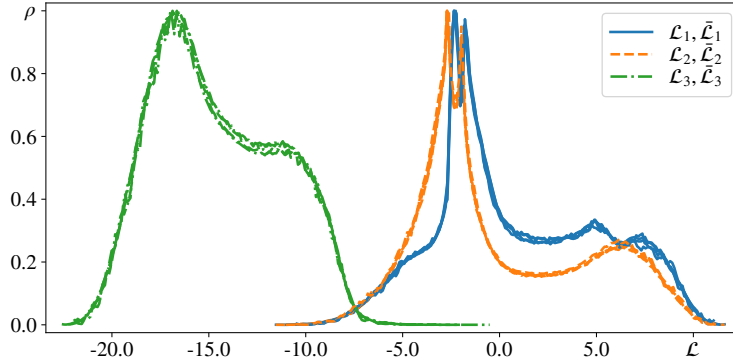


Fig. 5. Distributions of ICLEs $\mathcal{L}_i(t)$ and the corresponding finite time exponents FTCLEs $\tilde{\mathcal{L}}_i(t, t + \Delta t)$ for the Lorenz system (2.1) computed with numerical steps $\Delta t = 0.01$ and 0.001 . The distribution for \mathcal{L}_3 is fully located on the negative semiaxis so that the second subspace is contracting already on infinitesimal times.

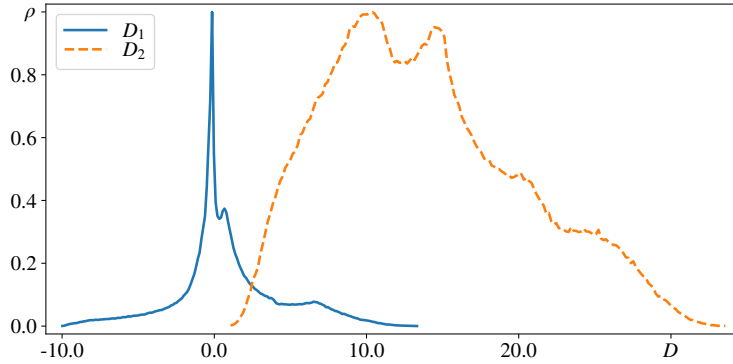


Fig. 6. Distributions of distances between ICLEs D_n , Eq. (2.3), computed with time step $\Delta t = 0.01$ for the Lorenz system (2.1). Observe that the distribution for D_2 falls onto the positive semiaxis.

The splitting between the first and the second subspaces is characterized by D_2 , the difference between the smallest ICLE in the first subspace $\min\{\mathcal{L}_1(t), \mathcal{L}_2(t)\}$, and ICLE from the second subspace $\mathcal{L}_3(t)$. One can see in Fig. 6 that in agreement with the property (iv) D_2 is always positive, so that any instant contraction in the first subspace is always weaker than instant contractions in the second subspace. Figure 4c shows that this property is fulfilled on finite time scales. One can see that the smallest distance $\min \bar{D}_2$ between the finite time exponents FTCLEs goes to positive area as averaging time τ grows.

Fluctuations around zero of D_1 in Fig. 6 indicate that inside the first subspace the first exponent $\mathcal{L}_1(t)$ can often be smaller than the second one $\mathcal{L}_2(t)$. These strong fluctuations result in the high entanglement of the corresponding covariant vectors and vanishings of the angle θ_1 in Fig. 1.

Altogether, for pseudohyperbolic Lorenz attractor we observe that the tangent space is split into two subspaces, two and one-dimensional, respectively. These subspaces are hyperbolically isolated from each other (property (i)). The second subspace is strictly contracting (property (iii)) even on infinitesimal times. If some contraction occurs in the first subspace, it is weaker than the contraction in the second subspace (property (iv)), and this property is also fulfilled already on infinitesimal time. But as for the property (ii), that the first subspace always expands volumes, it is fulfilled only when the volume expansion is considered on sufficiently large time scales.

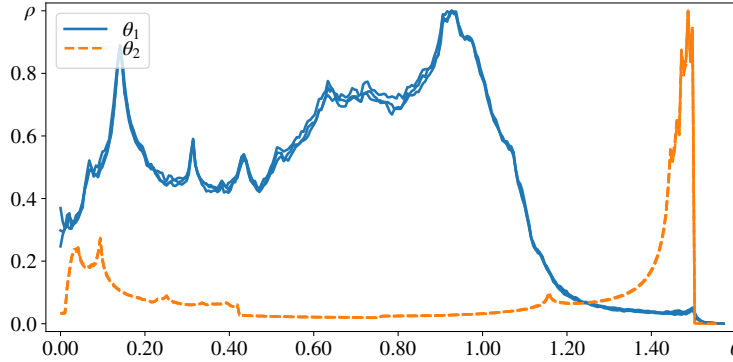


Fig. 7. Distributions of angles between tangent subspaces for the Rössler system (2.4). Each curve is computed three times with different numerical steps $\Delta t = 0.01, 0.001$ and 0.0001 . Both angles often vanish so that there are no hyperbolically isolated tangent subspaces.

2.2. Rössler System

As a counter example where the pseudohyperbolicity is absent we consider the well known Rössler system [24, 31, 32]

$$\begin{aligned}\dot{x} &= -y - z, \\ \dot{y} &= x + ay, \\ \dot{z} &= b + z(x - c),\end{aligned}\tag{2.4}$$

with parameters $a = 0.2, b = 0.2, c = 5.7$.

Lyapunov exponents computed with time step $\Delta t = 0.0001$ until the maximal absolute error 10^{-5} is reached and averaged over ten trajectories are $\lambda_1 = 0.072$, $\lambda_2 \approx 1 \times 10^{-6}$, and $\lambda_3 = -5.394$. The second one must be put to zero as being responsible for perturbation along the trajectory.

Though the necessary condition for pseudohyperbolicity $\lambda_1 + \lambda_2 > 0$ is fulfilled, this is not a pseudohyperbolic attractor since the first two-dimensional tangent subspace is not hyperbolically isolated from the second one-dimensional subspace: as shows Fig. 7, the distribution for the corresponding angle θ_2 is not separated from zero. The angle θ_1 can also vanish, so that all tangent subspaces of the Rössler system are highly entangled and no splitting into hyperbolically isolated subspaces exists.

Figure 8 shows the phase portrait of the Rössler system painted according to values of the angle θ_2 . One can see that the tangencies indicated by zeros of θ_2 (dark areas) occupies a half of the circle-like horizontal band laying parallel to xy -plane, and also θ_2 vanishes along loops going up along z -axis.

We also have tested related properties of the Rössler system (2.4). Figure 9 shows the distributions of summed IBLEs $S_n(t)$ and FTLEs $\bar{S}_n(t, t + \Delta t)$ indicating the volume expansion (property (ii)). As above for the Lorenz system, for each n the distributions are computed with numerical steps $\Delta t = 0.01$ and 0.001 . The corresponding curves are barely distinguishable thus confirming that they are appropriate for representation of instant expansion and contraction properties. We can see that the curves for each n have tails both in positive and negative semiaxes. They are very low for S_1 and S_2 , while S_3 , that is responsible for the contraction in the whole tangent space, oscillates hard. Consequently, non of the tangent subspaces is strongly contracting or expanding on infinitesimal times.

Figure 10a shows behavior of the lower boundary of the distribution of \bar{S}_2 indicating the fulfillment of the property (ii). One can see that $\min \bar{S}_2$ is negative and the property concerning the volume expansion remains violated even at sufficiently large time scales.

Figure 11 shows the distributions of ICLEs $\mathcal{L}_n(t)$ and the related finite time exponents FTCLEs $\bar{\mathcal{L}}_n(t, t + \Delta t)$ to verify the contraction in the second subspace, property (iii). Again we observe that the exponents fluctuate around zero so that any covariant direction in the tangent space on infinitesimal time can be either expanding or contracting. Figure 10b, nevertheless shows that $\max \mathcal{L}_3$ becomes negative at approximately $\tau > 5$ so that the property (iii) gets fulfilled.

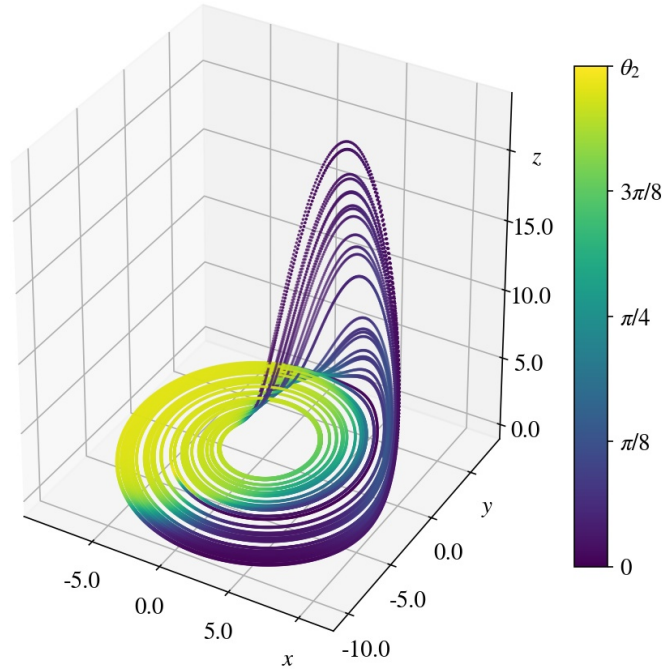


Fig. 8. Phase portrait of the Rössler system (2.4). Points are painted according to the values of θ_2 . Observe large number of points with vanishing angles.

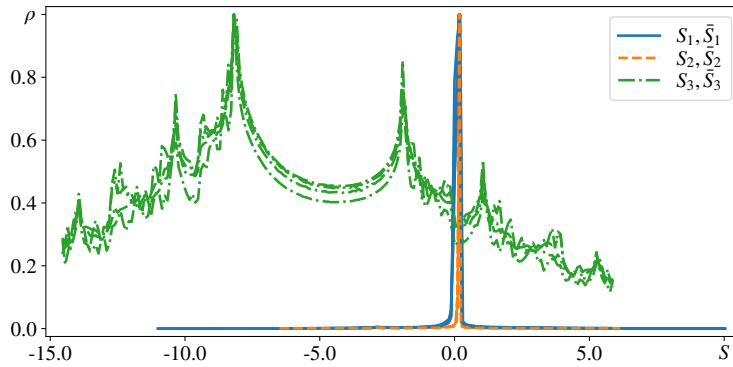


Fig. 9. Distributions of summed IBLEs and FTLEs for the Rössler system (2.4). For each n the distributions of S_n and \bar{S}_n are computed with numerical step sizes $\Delta t = 0.01$ and 0.001 . Observe that for all n the distributions have both positive and negative tails.

The distributions of distances between ICLEs (2.3) are shown in Fig. 12. The positive and negative tails of D_1 and D_2 indicate that on infinitesimal times the exponents are highly entangled and their order is not preserved. But as follows from Fig. 10c $\min D_2$ becomes positive at finite time $\tau > 5$, so that the contraction in the second subspace becomes strictly stronger than in the first one, and the property (iv) turns fulfilled.

So, the non-pseudohyperbolic nature of the Rössler system (2.4) is confirmed due to vanishings of angles between tangent subspaces. The strict volume expansion within the first subspace is not observed even at sufficiently large time scales. The second subspace is not strictly contracting on infinitesimal time but acquires this property at finite time scales. The same is the case for the second subspace that turns to be strictly contracting on finite time scales.

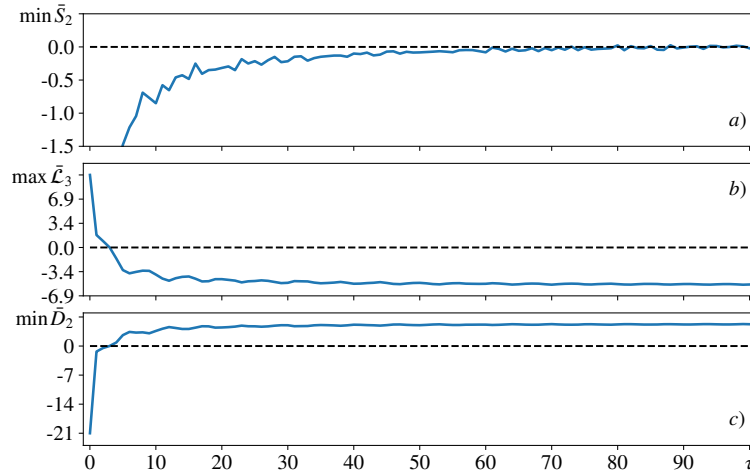


Fig. 10. As in Fig. 4 for the Rössler system (2.4).

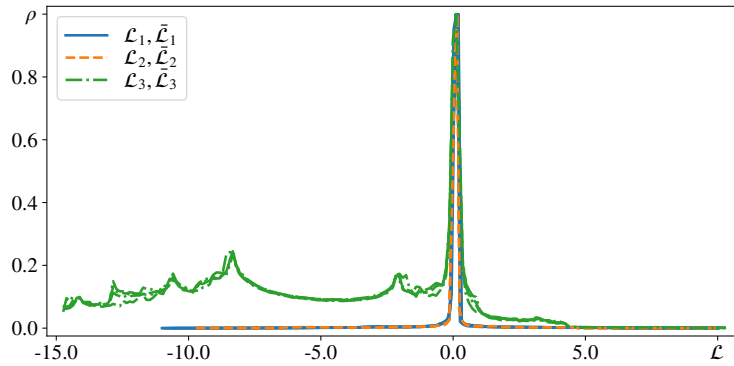


Fig. 11. Distributions of ICLEs $\mathcal{L}_i(t)$ and FTCLEs $\tilde{\mathcal{L}}_i(t, t + \Delta t)$ for the Rössler system (2.4). For each index n the distributions are computed using numerical steps $\Delta t = 0.01$ and 0.001 . Observe location of all distributions both on positive and negative semiaxes.

2.3. Generalized Lorenz System

Now we will analyze a generalization of the Lorenz system proposed in Ref. [33], see problem C.7.No.86, as a possible candidate for a system with a wild spiral attractor. Also this system as well as other examples of spiral chaos are considered in Refs. [4, 13, 14].

$$\begin{aligned}
 \dot{x} &= \sigma(y - x), \\
 \dot{y} &= x(r - z) - y, \\
 \dot{z} &= xy - bz + \mu w, \\
 \dot{w} &= -bw - \mu z,
 \end{aligned} \tag{2.5}$$

where parameters are $r = 25$, $\sigma = 10$, $b = 8/3$, and $\mu = 7$.

Theoretical evaluations suggest that this system is pseudohyperbolic. Lyapunov exponents computed similarly as for two previous systems are $\lambda_1 = 2.193$, $\lambda_2 = 0$, $\lambda_3 = -1.959$, and $\lambda_4 = -16.567$. Since $\lambda_1 + \lambda_2 + \lambda_3 > 0$ and $\lambda_4 < 0$, the tangent space splitting responsible for the pseudohyperbolicity, see property (i), is expected to occur between three-dimensional volume expanding first subspace and one-dimensional contracting second subspace. Figure 13 shows the distributions of angles between the tangent subspaces. The splitting of interest is characterized by the angle θ_3 . Clear separation of its distribution from the origin confirms that the first and the second subspaces are hyperbolically isolated so that the system (2.5) is indeed pseudohyperbolic. Notice also high frequency of vanishing of θ_1 and θ_2 indicating that within the first subspace the trajectory manifolds spanned by the corresponding first three CLVs are highly entangled.

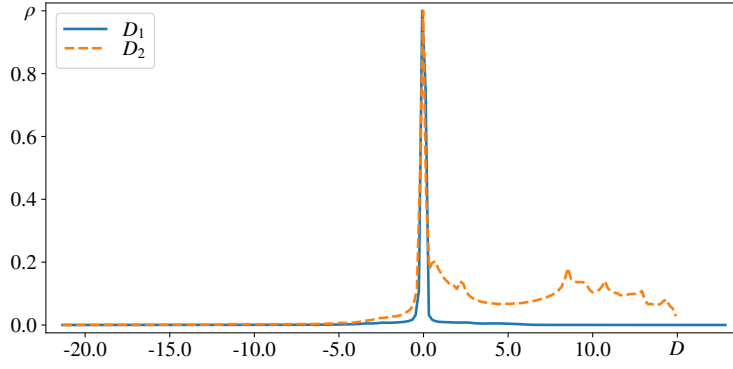


Fig. 12. Distributions of distances between ICLEs for the Rössler system (2.4) solved numerically with step size $\Delta t = 0.01$. Observe that both D_1 and D_2 can be both positive and negative.

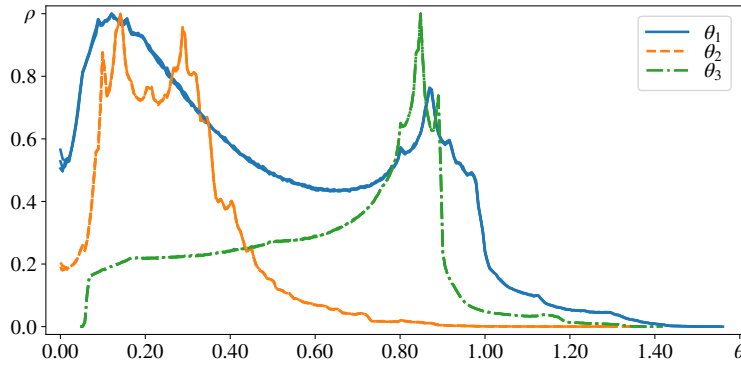


Fig. 13. Distributions of angles between tangent subspaces for the system (2.5). Each curve is computed three times with different numerical steps $\Delta t = 0.01, 0.001$ and 0.0001 . The pseudohyperbolicity is indicated by the distribution of θ_3 that is well detached from the origin.

Figure 14 shows how values of θ_3 are located on the attractor of the system (2.5). It represents three-dimensional projection of the attractor whose points are painted according to values of θ_3 . Observe that both the projection itself and the distribution of angles on it is similar to the Lorenz attractor: it contains two circular bands where small angles located on outer edges, cf. Fig. 2.

Figure 15 provides verification of the volume expansion, property (ii), demonstrating the distributions of summed exponents S_n and \bar{S}_n . As for the previous systems each curve is computed four times: for IBLEs and FTLEs with numerical steps $\Delta t = 0.01$ and 0.001 . Almost perfect coincidence of the different versions of the curves confirms that they are representative for characterizing the properties of the attractor on infinitesimal times.

The volume expansion within the first subspaces is shown by the distribution for S_3 . One can see that it hardly oscillates being with almost equal probabilities both positive and negative. It means that the property (ii) does not hold on infinitesimal time. To check when this property becomes fulfilled in Fig. 16 we have plotted the lower boundary of the distribution $\min \bar{S}_3$ vs. averaging time τ . One can see that $\min \bar{S}_3 > 0$ at approximately $\tau > 7$. It means that the first tangent subspace of the system (2.5) becomes volume expanding at sufficiently large time scales.

In Fig. 15 one can see that the distribution for S_4 similarly to the Lorenz system form the δ peak, cf. distribution for S_3 in Fig. 3a. One can check that this is due to the constant divergence $\text{div } F = -(\sigma + 2b + 1)$ that for the given parameter values is equal to -16.3 .

Property (iii) concerning the strong contraction in the second subspace is tested in Fig. 17. Again each distribution is represented with four curves: ICLEs and FTCLEs are computed with numerical time steps $\Delta t = 0.01$ and 0.001 . One can see that $\mathcal{L}_4(t)$ responsible for contraction in the second subspace, though rarely, can be positive. Therefore, on infinitesimal time the property (iii) does not hold. As one can see in Fig. 16b the upper boundary of the distribution $\max \bar{\mathcal{L}}_4$ turns

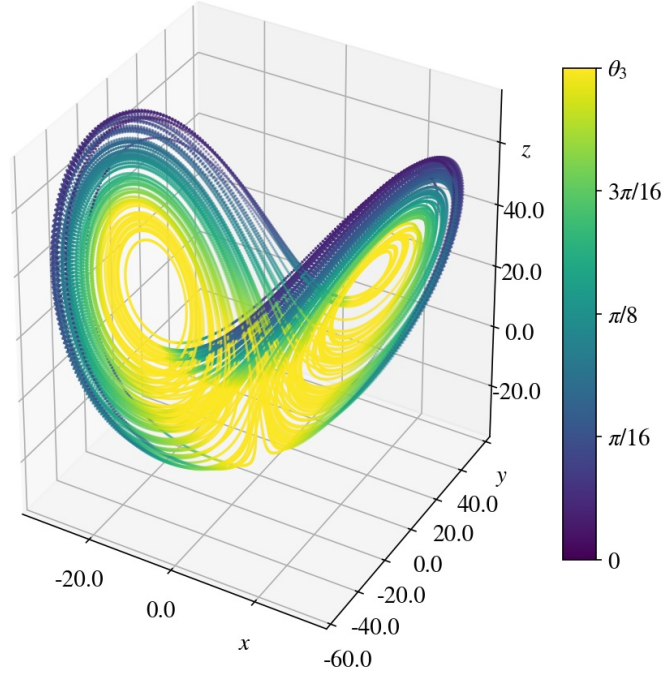


Fig. 14. Attractor for the system (2.5). Colors correspond to values of θ_3 . Observe similarity with the Lorenz attractor in Fig. 2.

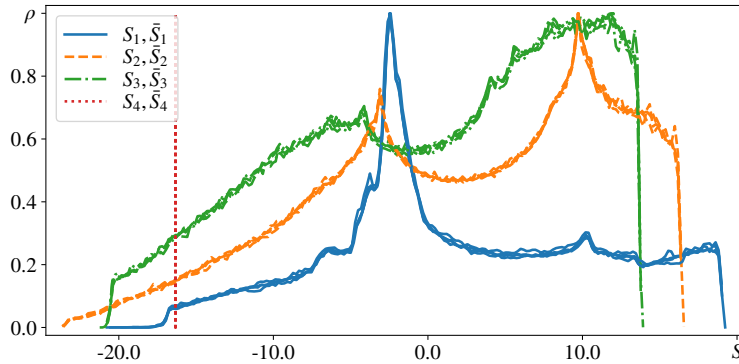


Fig. 15. Distributions of summed IBLE S_n and FTLEs \bar{S}_n for the system (2.5) computed with numerical steps $\Delta t = 0.01$ and 0.001 . Observe that S_3 can have both positive and negative signs.

negative at approximately $\tau > 1$, and the second subspace becomes strongly contracting on finite time scales.

According to the property (iv), any contraction in the first subspace is weaker than contraction in the second subspace. This is tested using distributions of distances between exponents D_n in Fig. 18. The splitting between the first and the second tangent subspaces is characterized by D_3 . One can see that D_3 can rarely be negative. It means that sometimes instant contraction in the first subspace is stronger than in the second subspace, and the property (iv) does not hold on infinitesimal times. As follows from Fig. 16c, the lower boundary $\min \bar{D}_3$ becomes positive at approximately $\tau > 1$, so that the property (iv) is fulfilled on finite time scales.

Altogether, for generalized the Lorenz system (2.5), the pseudohyperbolicity is confirmed due to the absence of tangencies between the first three-dimensional subspace and the second one-dimensional subspace, property (i). But all other properties are fulfilled only on finite time scales,

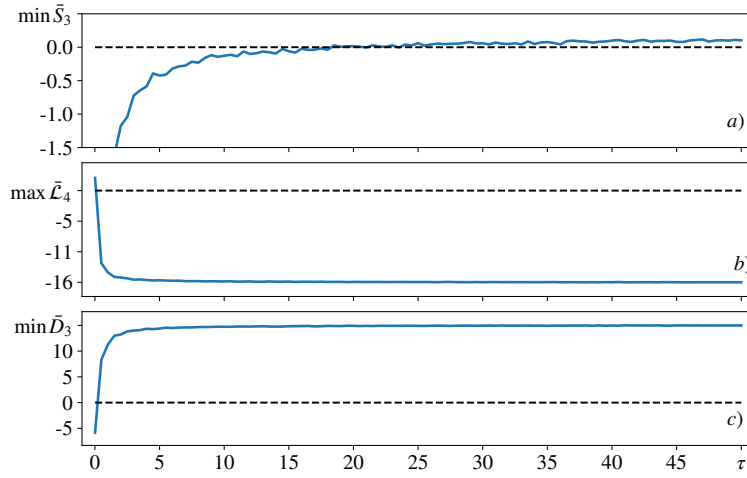


Fig. 16. As in Fig. 4 for the system (2.5).

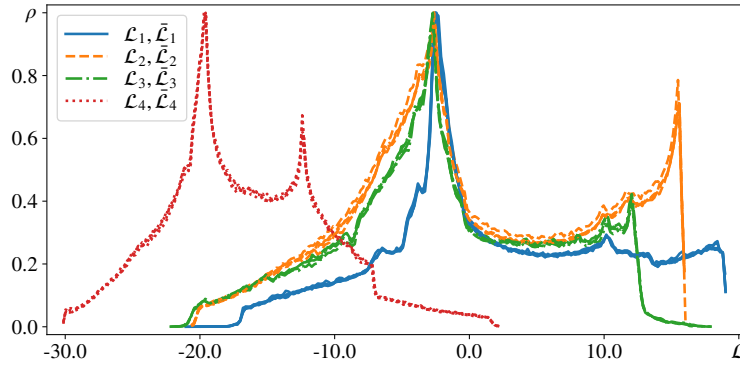


Fig. 17. (a) Distributions of ICLEs and FTCLEs computed with time steps $\Delta t = 0.01$ and 0.001 for the system (2.5). Observe that \mathcal{L}_4 can be both positive and negative.

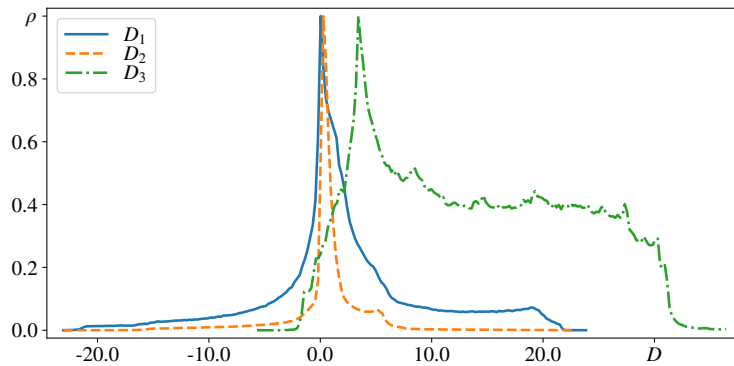


Fig. 18. Distributions of distances between ICLEs for the system (2.5). Numerical step size is $\Delta t = 0.01$. Observe that D_3 changes sign.

and are violated on infinitesimal times. Volumes from the first subspace can instantly be contracting and vectors from the second one can sometimes be expanded. Moreover the instant contraction in the first subspace can sometimes be stronger than the contraction in the second subspace.

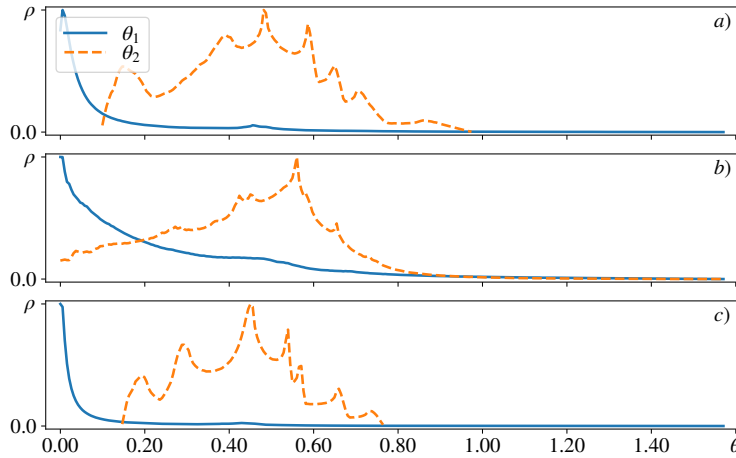


Fig. 19. Distributions of angles between tangent subspaces for the system (2.6). Panels (a), (b), and (c) correspond to parameters (2.7), (2.8), and (2.9). Non vanishing θ_2 confirms the pseudohyperbolicity in panels (a) and (c), while the case represented in panel (b) is not pseudohyperbolic.

2.4. Three-Dimensional Generalizations of Hénon Map

A series of works have recently been reported where a pseudohyperbolicity of three-dimensional generalizations of Hénon map are discussed [10–13]. In this paper we will test the pseudohyperbolicity of the map

$$\begin{aligned} x_{n+1} &= y_n, \\ y_{n+1} &= z_n, \\ z_{n+1} &= Bx_n + Az_n + Cy_n - z_n^2, \end{aligned} \tag{2.6}$$

with following parameter sets

$$B = 0.7, A = -1.11, C = 0.77, \tag{2.7}$$

$$B = 0.7, A = 0, C = 0.85, \tag{2.8}$$

$$B = 0.7, A = 0, C = 0.815. \tag{2.9}$$

Parameters (2.7) correspond to Eq. (17) and Fig. 5d in Ref. [10], and parameters (2.8) and (2.9) are taken from Ref. [12], see Eq. (1) and Fig. 1 there.

As reported in Ref. [13], mathematicians from the University of Uppsala, Sweden, J. Figueros and W. Tucker using the interval arithmetic methods have not confirmed the pseudohyperbolicity of the system (2.6) with parameters (2.8) and confirmed it for the parameters (2.9).

Lyapunov exponents computed with maximal absolute error $\epsilon = 10^{-5}$ and averaged over ten independent trajectories are the following: for (2.7) $\lambda_1 = 0.013$, $\lambda_2 = 0$, $\lambda_3 = -0.370$; for (2.8) $\lambda_1 = 0.020$, $\lambda_2 = 0$, $\lambda_3 = -0.377$; and for (2.9) $\lambda_1 = 0.008$, $\lambda_2 = 0$, $\lambda_3 = -0.365$.

The presence of the pseudohyperbolicity is tested in Fig. 19, where the distributions of angles between tangent subspaces are shown, property (i). Since for all cases $\lambda_1 + \lambda_2 > 0$ and $\lambda_3 < 0$, the first subspace is two-dimensional and the second has one-dimension. It means that the angle θ_2 indicates the presence or absence of the pseudohyperbolicity. As one can see in Fig. 19a and 19c, the non vanishing θ_2 indicates that parameters (2.7) and (2.9) corresponds to a pseudohyperbolic attractor, i.e., the property (i) is fulfilled. On the contrary, in Fig. 19b the distribution for θ_2 is not separated from the origin, i.e., the first and the second subspaces are not hyperbolically isolated, so that the case (2.8) is not pseudohyperbolic.

Phase portraits of the system (2.6) with parameters (2.7), (2.8), and (2.9) are shown in Figs. 20, 21, and 22, respectively. Colors represent values of the angle θ_2 . Observe high similarity of the pseudohyperbolic attractors in Figs. 20 and 22. Their small (but nonzero) angles θ_2 are located on bands crossing in the center of the attractor. On the non pseudohyperbolic attractor in Fig. 21 small and zero angles are located on edge areas.

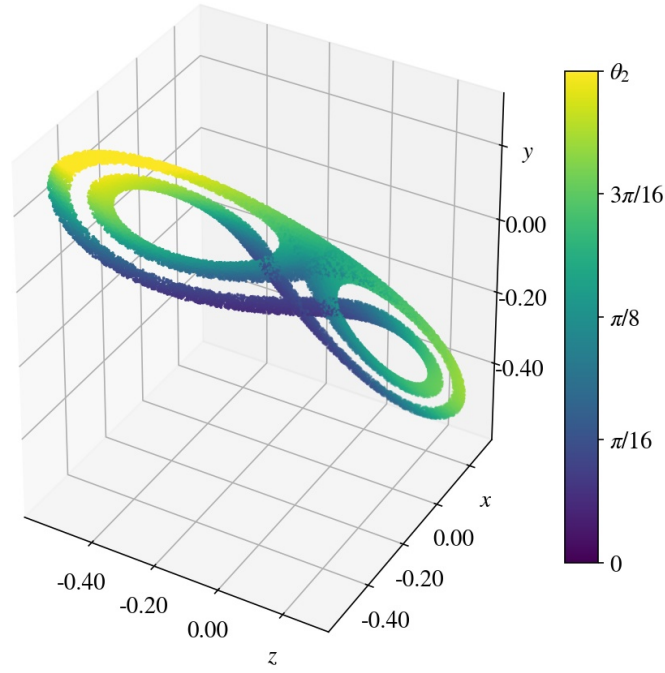


Fig. 20. Attractor of the system (2.6) with parameters (2.7). Colors represent values of θ_2 . Observe location of small angles in the middle area.

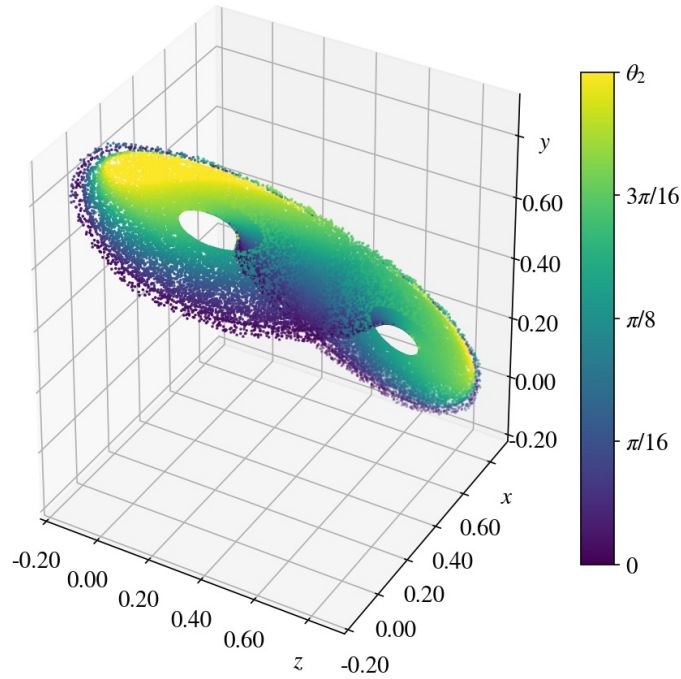


Fig. 21. Attractor of the system (2.6), (2.8). Observe vanishing angles on the edges.

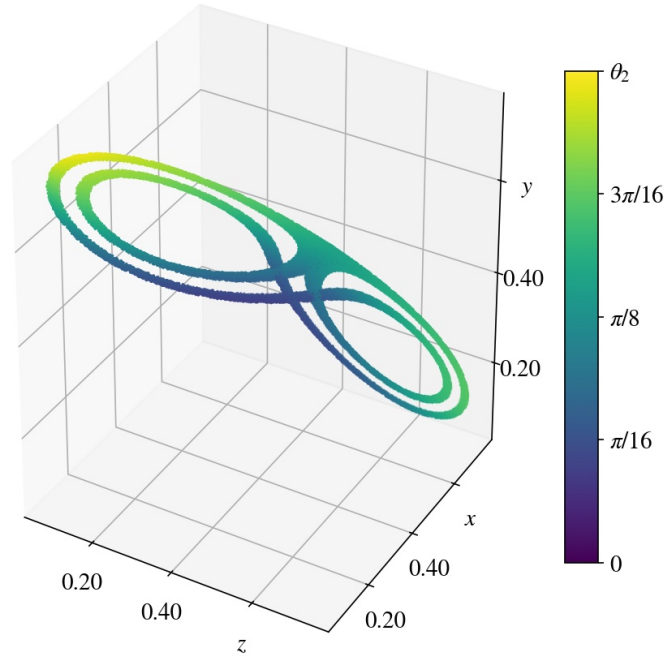


Fig. 22. Attractor of the system (2.6), (2.9). Observe similarity with the attractor in Fig. 20.

The instant exponents IBLEs and ICLEs are not applicable to discrete time systems like (2.6) since the local expansions and contractions are explored by FTLEs and FTCLEs computed for one step of time. Hence, we will consider only finite time exponents. Moreover, the distributions of \bar{S}_n , $\bar{\mathcal{L}}_n$, and \bar{D}_n will be represented only for the parameters (2.7) since two other cases produce similar pictures.

Figure 23 shows that for the case (2.7) the property (ii) is locally violated and the first subspace is not strictly volume expanding. The indication is that \bar{S}_2 oscillates being often positive and negative. Analogously \bar{S}_2 oscillates for the cases (2.8) and (2.9) so that the property (ii) is also not fulfilled locally. As one can see in Fig. 24a the lower boundary of the distribution $\min \bar{S}_2$ becomes positive only at sufficiently large time scales in all three considered cases. Observe almost identical behavior of $\min \bar{S}_2$ for pseudohyperbolic attractors, see curves 1 and 3 corresponding to parameters (2.7) and (2.9), respectively. For the non pseudohyperbolic attractor at parameters (2.8) the first subspace also becomes strictly expanding, i.e., $\min \bar{S}_2$ turns positive, but at much higher time scale. As for the distribution for \bar{S}_3 in Fig. 23, δ peak indicates that the contraction in the whole tangent space of the system (2.6) is constant.

Figure 25 demonstrates local violation of the property (iii) for the parameters (2.7): $\bar{\mathcal{L}}_3$ responsible for the contraction in the second subspace can sometimes be positive. Also $\bar{\mathcal{L}}_3$ demonstrates similar behavior for parameter (2.8) and (2.9). Figure 24b shows that the second subspace for all three parameter sets becomes contracting when averaging time τ grows. Again two pseudohyperbolic cases (2.7), and (2.9), curves 1 and 3, respectively, behave almost identically, and the non pseudohyperbolic attractor at parameters (2.8), curve 2, becomes contracting much later than two others.

Finally, the property (iv) is also fulfilled only on average, i.e., contraction in the first subspace can locally be stronger than contraction in the second one. One can see in Fig. 26 that indicating it \bar{D}_2 appears both in positive and in negative semiaxes. Similarly \bar{D}_2 behaves for the cases (2.8) and (2.9). Only at approximately $\tau > 10$ $\min \bar{D}_2$ becomes positive for all three cases, see Fig. 24c. Again notice the coincidence of the curves 1 and 3, representing pseudohyperbolic cases (2.7) and (2.9), respectively.

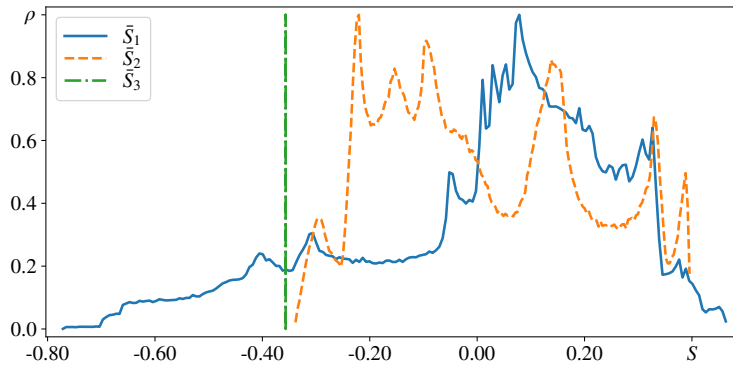


Fig. 23. Distributions of summed FTLEs $\tilde{S}_n(t, t+1)$ for the system (2.6) with parameters (2.7). Observe that all three fluctuating values can change signs.

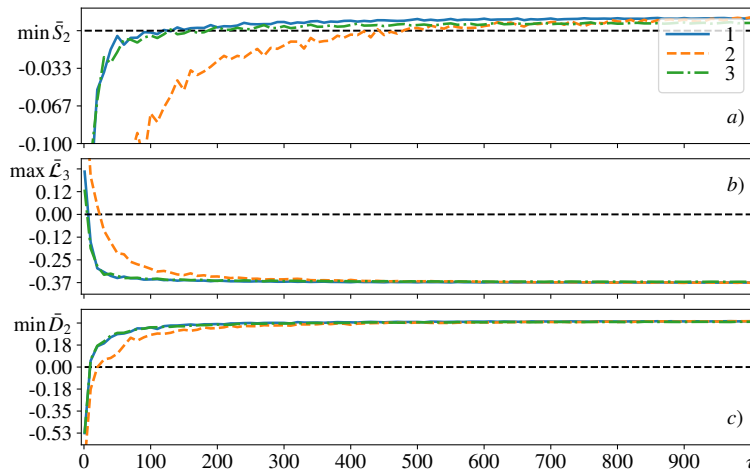


Fig. 24. As in Fig. 4 for the system (2.6) with parameters (2.7), (2.8), and (2.9), respectively, curves 1, 2, and 3. Observe almost perfect coincidence of the curves 1 and 3 corresponding to the pseudohyperbolic cases.

Altogether, the pseudohyperbolicity of the system (2.6) with parameters (2.7) and (2.9) is confirmed by the fulfillment of the property (i), i.e., by the non vanishing angle between the first two-dimensional subspace and the second one-dimensional one. The case (2.8) in agreement with above mentioned results is not pseudohyperbolic. The three other properties (ii), (iii) and (iv) are violated locally. They are fulfilled only after averaging on certain time scale.

3. CONCLUSION

We have tested local structure of chaotic attractors related to pseudohyperbolicity. Classical Lorenz system has been discussed as a well known representative of pseudohyperbolic systems, and the Rössler system is compared with it as an example of a system not belonging to this category. Moreover several recently reported examples [10, 12, 13] of systems with and without pseudohyperbolicity have been analyzed.

The main criterion of the pseudohyperbolicity is the splitting of the tangent space into two hyperbolically isolated subspaces, volume expanding and contracting ones. It means that the angles between these two subspaces are nonzero at every point of the attractor. We have computed numerically the corresponding angle distributions and discussed the presence or absence of the pseudohyperbolicity in the considered systems.

The properties of the two tangent subspaces of pseudohyperbolic systems are usually explored via Lyapunov exponents λ_i . The first n -dimensional subspace of a pseudohyperbolic system has to be volume expanding so that $\sum_{i=1}^n \lambda_i > 0$, and the second subspace is contracting, i.e., $\lambda_i < 0$ for

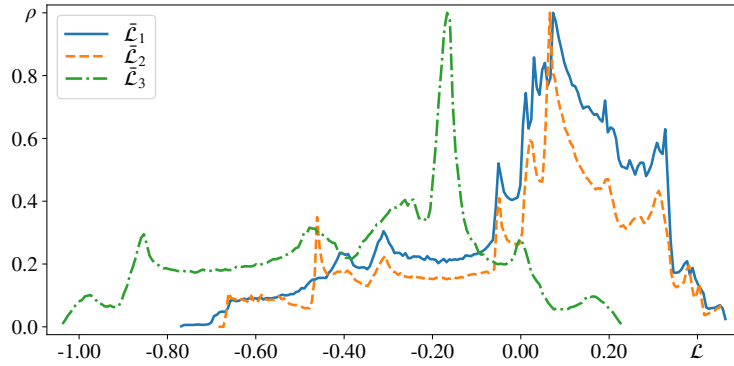


Fig. 25. Distributions of FTCLEs $\tilde{\mathcal{L}}_n(t, t+1)$ for the system (2.6) with parameters (2.7). Observe that all three FTCLE can be both positive and negative.

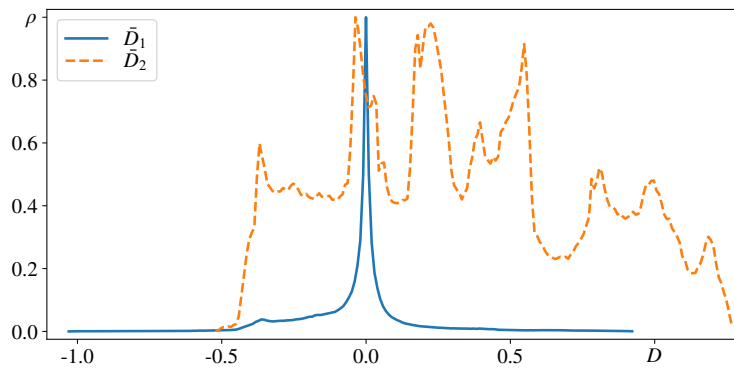


Fig. 26. Distributions of distances between FTCLEs $\tilde{D}_n(t, t+1)$ for the system (2.6) with parameters (2.7). Observe that two represented values oscillate around zero.

$i > n$. Moreover, as discussed in papers [10, 11, 39, 40], a contraction if occurs in the first subspace, has to be weaker than any contraction in the second subspace. However, Lyapunov exponents describe attractors globally and the local properties are not taken into account. Therefore, we have analyzed local, i.e., related to infinitesimal and short time intervals volume expanding and contracting properties of the two tangent subspaces.

To analyze expansion in tangent space on infinitesimal time we have introduced a family of instant Lyapunov exponents. Unlike the well known finite time ones, the instant Lyapunov exponents show expansion or contraction on infinitesimal time intervals. Two types of instant Lyapunov exponents are defined. One is related to ordinary finite time Lyapunov exponents (FTLEs) computed in the course of standard algorithm for Lyapunov exponents. These instant exponents are based on orthogonal Gram-Schmidt vectors also known as backward Lyapunov vectors and we refer to them as IBLE. Their sums reveal volume expanding properties: the sum of the first n IBLEs is the exponent of growth or contraction of an n -dimensional tangent volume on infinitesimal time. The other type of instant Lyapunov exponents shows how covariant Lyapunov vectors grow or decay on infinitesimal time and thus are called ICLE. They are appropriate for analysis of instant single expanding or contraction direction in the tangent space.

Using both instant and finite time Lyapunov exponents, we have demonstrated that for the Lorenz system the second subspace is contracting on infinitesimal times and any instant contraction in the first subspaces is always weaker than the contraction in the second one. But the first subspace is not strictly volume expanding when considered on infinitesimal times. This property turns fulfilled only when the volumes evolution is observed on sufficiently large finite time scales. For other tested systems all expanding and contracting properties specific to the pseudohyperbolicity are observed only on finite times. Instantly volumes from the first subspace can sometimes be contracting, directions in the second subspace can sometimes be expanded, and the instant contraction in the first subspace can sometimes be stronger than the contraction in the second subspace.

ACKNOWLEDGMENTS

Work of SPK on theoretical formulations was supported by grant of Russian Science Foundation No 15-12-20035. The work of PVK on elaborating computer routines and numerical computations was supported by grant of RFBR No 16-02-00135.

REFERENCES

1. Anosov, D. V. (Ed.), *Dynamical Systems 9: Dynamical Systems with Hyperbolic Behaviour*, *Encyclopaedia Math. Sci.*, vol. 9, Berlin: Springer, 1995.
2. Benettin, G., L. Galgani, A. Giorgilli, and J.-M. Strelcyn, Lyapunov characteristic exponents for smooth dynamical systems and for Hamiltonian systems: a method for computing all of them. Part 1: Theory, *Meccanica*, 15(1), 9–20, 1980.
3. Bonatti, C., L. J. Díaz, and M. Viana, *Dynamics beyond uniform hyperbolicity*, *Encyclopedia of Mathematical Sciences*, vol. 102, 384 pp., Springer, 2005.
4. Borisov, A. V., A. O. Kazakov, and I. R. Sataev, Spiral chaos in the nonholonomic model of a Chaplygin top, *Regular and Chaotic Dynamics*, 21(7-8), 939–954, 2016.
5. Bykov, V. V., and A. L. Shil'nikov, On the boundaries of the domain of existence of the Lorenz attractor, *Selecta Mathematica Sovietica*, 11(4), 375–382, 1992.
6. Dmitriev, A. S., E. V. Efremova, N. A. Maksimov, and A. I. Panas, *Generation of chaos*, 432 pp., Moscow, Technosfera, (In Russian), 2012.
7. Frøyland, J., and K. H. Alfsen, Lyapunov-exponent spectra for the Lorenz model, *Physical Review A*, 29(5), 2928–2931, 1984.
8. Ginelli, F., P. Poggi, A. Turchi, H. Chaté, R. Livi, and A. Politi, Characterizing dynamics with covariant lyapunov vectors, *Phys. Rev. Lett.*, 99, 130,601, 2007.
9. Golub, G. H., and C. F. Van Loan, *Matrix computations*, vol. 3, JHU Press, 2012.
10. Gonchenko, A., and S. Gonchenko, Variety of strange pseudohyperbolic attractors in three-dimensional generalized Hé non maps, *Physica D: Nonlinear Phenomena*, 337, 43–57, doi:<https://doi.org/10.1016/j.physd.2016.07.006>, 2016.
11. Gonchenko, A. S., S. V. Gonchenko, A. O. Kazakov, and A. D. Kozlov, Mathematical theory of dynamical chaos and its applications: Review. Part 1. Pseudohyperbolic attractors., *Izvestiya VUZ. Applied Nonlinear Dynamics*, 25(2), 4–36, 2017.
12. Gonchenko, S. V., I. I. Ovsyannikov, C. Simó, and D. Turaev, Three-dimensional Hénon-like maps and wild Lorenz-like attractors, *International Journal of Bifurcation and Chaos*, 15(11), 3493–3508, 2005.
13. Gonchenko, S. V., A. S. Gonchenko, A. O. Kazakov, and A. D. Kozlov, Elements of contemporary mathematical theory of dynamical chaos. Part 1. Pseudohyperbolic attractors, *Preprint arXiv:1712.04032*, 2017.
14. Gonchenko, S. V., A. O. Kazakov, and D. Turaev, Wild pseudohyperbolic attractors in a four-dimensional Lorenz system, (*in preparation*), 2018.
15. Hogben, L. (Ed.), *Handbook of linear algebra*, Chapman and Hall/CRC, doi:10.1201/b16113, 2013.
16. Hunter, J. D., Matplotlib: A 2d graphics environment, *Computing In Science & Engineering*, 9(3), 90–95, doi:10.1109/MCSE.2007.55, 2007.
17. Katok, A., and B. Hasselblatt, *Introduction to the Modern Theory of Dynamical Systems*, *Encyclopedia of mathematics and its applications*, vol. 54, 1 ed., 802 pp., Cambridge University Press, 1995.
18. Kuptsov, P. V., Fast numerical test of hyperbolic chaos, *Phys. Rev. E*, 85, 015,203, 2012.
19. Kuptsov, P. V., and S. P. Kuznetsov, Numerical test for hyperbolicity of chaotic dynamics in time-delay systems, *Phys. Rev. E*, 94, 010,201, doi:10.1103/PhysRevE.94.010201, 2016.
20. Kuptsov, P. V., and S. P. Kuznetsov, Numerical test for hyperbolicity in chaotic systems with multiple time delays, *Communications in Nonlinear Science and Numerical Simulation*, 56(Supplement C), 227 – 239, doi:<https://doi.org/10.1016/j.cnsns.2017.08.016>, 2018.
21. Kuptsov, P. V., and U. Parlitz, Strict and fussy mode splitting in the tangent space of the ginzburg-landau equation, *Phys. Rev. E*, 81, 036,214, doi:10.1103/PhysRevE.81.036214, 2010.
22. Kuptsov, P. V., and U. Parlitz, Theory and computation of covariant Lyapunov vectors, *J. Nonlinear. Sci.*, 22(5), 727–762, 2012.
23. Kuptsov, P. V., and A. Politi, Large-deviation approach to space-time chaos, *Phys. Rev. Lett.*, 107, 114,101, doi:10.1103/PhysRevLett.107.114101, 2011.
24. Kuznetsov, S. P., *Dynamical chaos*, 356 pp., Moscow: Fizmatlit, 2006.
25. Kuznetsov, S. P., Dynamical chaos and uniformly hyperbolic attractors: From mathematics to physics, *Phys. Uspekhi.*, 54(2), 119–144, 2011.
26. Kuznetsov, S. P., *Hyperbolic Chaos: A Physicist's View*, 336 pp., Higher Education Press: Beijing and Springer-Verlag: Berlin, Heidelberg, 2012.

27. Legras, B., and R. Vautard, A guide to Lyapunov vectors, in *Predictability Seminar Proc., ECWF Seminar*, vol. 1, edited by T. Palmer, pp. 135–146, European Centre for Medium-Range Weather Forecasts, Reading, United Kingdom, 1996.
28. Lorenz, E. N., Deterministic nonperiodic flow, *Journal of the atmospheric sciences*, 20(2), 130–141, 1963.
29. Pesin, Y. B., *Lectures on partial hyperbolicity and stable ergodicity*, 144 pp., European Mathematical Society, 2004.
30. Pikovsky, A., and A. Politi, *Lyapunov Exponents: A Tool to Explore Complex Dynamics*, 295 pp., Cambridge University Press, 2016.
31. Rössler, O. E., An equation for continuous chaos, *Physics Letters A*, 57(5), 397–398, 1976.
32. Schuster, H. G., and W. Just, *Deterministic chaos: an introduction*, Wiley-VCH, 2005.
33. Shilnikov, L. P., A. L. Shilnikov, D. V. Turaev, and L. O. Chua, *Methods of Qualitative Theory in Nonlinear Dynamics*, WORLD SCIENTIFIC, doi:10.1142/4221, 2001.
34. Shimada, I., and T. Nagashima, A numerical approach to ergodic problem of dissipative dynamical systems, *Prog. Theor. Phys.*, 61(6), 1605–1616, 1979.
35. Smale, S., Differentiable dynamical systems, *Bull. Amer. Math. Soc. (NS)*, 73, 747–817, 1967.
36. Sparrow, C., *The Lorenz equations: bifurcations, chaos, and strange attractors*, Springer-Verlag, NY, Heidelberg, Berlin, 1982.
37. Sprott, J. C., *Elegant chaos: algebraically simple chaotic flows*, World Scientific, 2010.
38. Takeuchi, K. A., H.-l. Yang, F. Ginelli, G. Radons, and H. Chaté, Hyperbolic decoupling of tangent space and effective dimension of dissipative systems, *Phys. Rev. E*, 84, 046,214, doi:10.1103/PhysRevE.84.046214, 2011.
39. Turaev, D. V., and L. P. Shil'nikov, An example of a wild strange attractor, *Sb. Math.*, 189(2), 291–314, 1998.
40. Turaev, D. V., and L. P. Shil'nikov, Pseudohyperbolicity and the problem on periodic perturbations of Lorenz-type attractors, *Doklady Mathematics*, 77(1), 17–21, 2008.
41. Wolfe, C. L., and R. M. Samelson, An efficient method for recovering Lyapunov vectors from singular vectors, *Tellus A*, 59, 355–366, 2007.
42. Yang, H.-l., K. A. Takeuchi, F. Ginelli, H. Chaté, and G. Radons, Hyperbolicity and the effective dimension of spatially extended dissipative systems, *Phys. Rev. Lett.*, 102, 074,102, doi:10.1103/PhysRevLett.102.074102, 2009.