

Self-bound Bose mixtures

Clemens Staudinger¹, Ferran Mazzanti², and Robert E. Zillich¹

¹*Institute for Theoretical Physics, Johannes Kepler University, Altenbergerstrasse 69, 4040 Linz, Austria*

²*Departament de Física i Enginyeria Nuclear, Campus Nord B4-B5, Universitat Politècnica de Catalunya, E-08034 Barcelona, Spain*

Recent experiments confirmed that fluctuations beyond the mean-field approximation can lead to self-bound liquid droplets of ultra-dilute binary Bose mixtures. We proceed beyond the beyond-mean-field approximation, and study liquid Bose mixtures using the variational hypernetted-chain Euler Lagrange method, which accounts for correlations non-perturbatively. Focusing on the case of a mixture of uniform density, as realized inside large saturated droplets, we study the conditions for stability against evaporation of one of the components (both chemical potentials need to be negative) and against liquid-gas phase separation (spinodal instability), the latter being accompanied by a vanishing speed of sound. Dilute Bose mixtures are stable only in a narrow range near an optimal ratio ρ_1/ρ_2 and near the total energy minimum. Deviations from a universal dependence on the s -wave scattering lengths are significant despite the low density.

Ultracold quantum gases provide a rich toolbox to study correlations in quantum many-body systems [1] and model condensed matter physics such as magnetic systems [2], solid state systems [3], or superfluidity [4]. A recent example is the prediction [5] and two independent observations [6, 7] of a self-bound liquid mixture of two ultra-dilute Bose gases (^{39}K atoms in two different hyperfine states). In this liquid state, when the attraction between different species overcomes the single-species average repulsion, the mean-field approach [8] would predict a collapse. In Ref. [5], correlations were taken into account approximatively using the beyond-mean-field (BMF) approximation [9]. In a regime where the BMF corrections can stabilize the binary mixture by compensation of the mean-field attraction, self-bound droplets are formed which live long enough to perform measurements with the trapping potential switched off. Being self-bound and three-dimensional, they are different from bright solitons, which are essentially one-dimensional and have a limited number of particles [10], while droplets can only be formed with a critical minimum number of atoms. On a similar footage, self-bound droplets in the region of mean-field collapse have also been found in dipolar trapped systems of ^{164}Dy [11–13] and ^{166}Er [14] atoms. In this case quantum fluctuations compensate the attractive components of the dipolar interactions, as confirmed by theory [15, 16]. Bose mixtures and dipolar Bose gases share similarities (competition between repulsive and attractive interactions), although the latter case is complicated by the anisotropy of the dipolar interaction.

A large enough, saturated droplet has a surface region, where the density drops to zero, and a uniform interior, with a density plateau at the equilibrium density ρ_{eq} resulting from the balance of attractive and repulsive interactions. In this work we focus on the effect of self-binding rather than on the droplet surface. Therefore we take the thermodynamic limit, $N \rightarrow \infty$ and $V \rightarrow \infty$, with $\rho = N/V$ fixed. We investigate the ground state of a three-dimensional uniform Bose mixture with partial

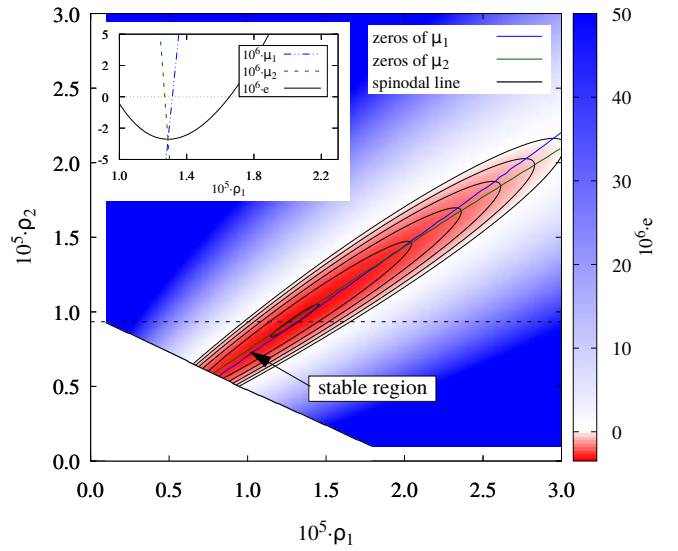


FIG. 1. (Color online) Total energy per particle e as function of ρ_1 and ρ_2 , with contour lines for energies -3.35 , -2.68 , -2.01 , -1.34 , -0.67 , and 0.0 . Also shown are the spinodal instability (thick black line), and the zeroes of the chemical potentials μ_1 (blue) and μ_2 (green). Only in the narrow region pointed at by the arrow the mixture is stable against evaporation. The inset shows e and the chemical potentials μ_1 and μ_2 along the dashed line intersecting the energy minimum.

densities ρ_1 and ρ_2 (hence a total density $\rho = \rho_1 + \rho_2$), and equal atom masses m . We explore a wide range of ρ_1 and ρ_2 values, finding an optimal ratio ρ_1/ρ_2 and the equilibrium density ρ_{eq} . We note, however, that in the presently published experiments [6, 7], the self-bound droplets are not saturated: they do not exhibit a central density plateau, but an approximately Gaussian density profile, and are so small that they are dominated by surface effects.

The Hamiltonian of a Bose mixture is given by

$$H = \sum_{i,\alpha} \frac{\hbar^2}{2m} \Delta_{i,\alpha} + \frac{1}{2} \sum_{\alpha,\beta} \sum'_{i,j} v_{\alpha,\beta}(|\mathbf{r}_{i,\alpha} - \mathbf{r}_{j,\beta}|) \quad (1)$$

where a Greek index α labels the component, and a Latin index i numbers the atoms of species α . The prime indicates that we only sum over $i \neq j$ for $\alpha = \beta$. We use the Lennard-Jones-like interactions

$$v_{\alpha,\beta}(r) = s_{\alpha,\beta} \left[\left(\frac{\sigma_{\alpha,\beta}}{r} \right)^{10} - \left(\frac{\sigma_{\alpha,\beta}}{r} \right)^6 \right],$$

with $v_{12} = v_{21}$. The parameters of $v_{\alpha,\beta}$ are adjusted to set the s -wave scattering length $a_{\alpha,\beta}$ to a desired value, which can be done analytically [17]. Since $v_{\alpha,\beta}$ has two parameters, we further characterize $v_{\alpha,\beta}(r)$ by the effective range $r_{\alpha,\beta}^{\text{eff}}$, evaluated numerically [18]. In all calculations, $s_{\alpha,\beta}$ and $\sigma_{\alpha,\beta}$ are chosen such that there are no two-body bound states.

Previously, Lee-Huang-Yang corrections to the mean-field approximation [5] and quantum Monte Carlo (QMC) methods [19, 20] have been employed. Here we use a different approach, the variational hypernetted-chain Euler Lagrange (HNC-EL) method. HNC-EL is computationally very economical like the BMF approximation, but has the advantage of including correlations in a non-perturbative manner. This leads to a strictly real ground state energy, in contrast to the BMF approximation where the energy of a uniform self-bound mixture has an unphysical small imaginary part. The two-component HNC-EL method has been described in Ref. [21] and in a different formulation in Ref. [22], and has been recently generalized to multi-component Bose mixtures [23]. The starting point is the variational Jastrow-Feenberg ansatz [24] for the ground state consisting of a product of pair correlation functions for a multi-component Bose system,

$$\Psi_0(\{\mathbf{r}_{i,\alpha}\}) = \exp \left[\frac{1}{4} \sum_{\alpha,\beta} \sum'_{i,j} u_{\alpha,\beta}(|\mathbf{r}_{i,\alpha} - \mathbf{r}_{j,\beta}|) \right]. \quad (2)$$

The many-body wave function Ψ_0 does not contain one-body functions $u_\alpha(\mathbf{r}_{i,\alpha})$ because we consider a uniform system. Higher order correlations such as triplets $u_{\alpha,\beta,\gamma}(\mathbf{r}_{i,\alpha}, \mathbf{r}_{j,\beta}, \mathbf{r}_{k,\gamma})$ have been incorporated approximately for helium [25, 26], but are neglected here because their contribution is very small at low density.

We solve the Euler-Lagrange equations $\delta e / \delta g_{\alpha,\beta}(r) = 0$, where the energy per particle $e = \frac{1}{N} \frac{\langle \Psi_0 | H | \Psi_0 \rangle}{\langle \Psi_0 | \Psi_0 \rangle}$ is

$$e = \sum_{\alpha,\beta} \frac{\rho_\alpha \rho_\beta}{2\rho} \int d^3r g_{\alpha,\beta}(r) \left[v_{\alpha,\beta}(r) - \frac{\hbar^2}{4m} \Delta u_{\alpha,\beta}(r) \right] \quad (3)$$

in terms of the pair distribution function

$$g_{\alpha,\beta}(r) = \frac{1 + \delta_{\alpha\beta} \frac{\delta \ln \langle \Psi_0 | \Psi_0 \rangle}{\delta u_{\alpha,\beta}}}{\rho_\alpha \rho_\beta}.$$

Partial summation of the Meyer cluster diagrams for $\ln \langle \Psi_0 | \Psi_0 \rangle$ in the HNC/0 approximation provides a relation between $g_{\alpha,\beta}$ and $u_{\alpha,\beta}$ [27, 28]. A practical formulation of the resulting HNC-EL equations to be solved for $g_{\alpha,\beta}$ can be found in Ref. [23]. From $g_{\alpha,\beta}(r)$ we can calculate the static structure functions $S_{\alpha,\beta}(k) = \delta_{\alpha\beta} + \sqrt{\rho_\alpha \rho_\beta} \text{FT}[g_{\alpha,\beta} - 1]$ (FT denotes Fourier transformation), needed for the calculation of excitations.

At low densities, a uniform binary Bose mixture of two species of equal mass is characterized by the scattering lengths a_{11} , a_{12} , and a_{22} , and the partial densities ρ_1 and ρ_2 . However, our results depend also on the next term in the expansion of the scattering phase shift, the effective range $r_{\alpha,\beta}^{\text{eff}}$ [29] leading to a total of 8 parameters $\{\rho_\alpha, a_{\alpha,\beta}, r_{\alpha,\beta}^{\text{eff}}\}$ to characterize our uniform binary Bose mixtures. We use a_{11} as length unit and $E_0 \equiv \hbar^2 / m a_{11}^2$ as energy unit. For ^{39}K used in experiments [6, 7], we have $a_{11} = 35.2 a_B$ and $E_0 = 3.55 \text{mK}$.

We use the combinations of scattering lengths $a_{\alpha\beta}$ from the experiments reported in Ref. [6], which are very similar to those in Ref. [7]. A negative value of $\delta a = a_{12} + \sqrt{a_{11} a_{22}}$ is necessary for a self-bound mixture. Before investigating the dependence on δa , we study the dependence on the partial densities ρ_1 and ρ_2 . Fig. 1 shows a map of the energy per particle e as function of ρ_1 and ρ_2 for the experimental scattering length values corresponding to $\delta a = -5.5 a_B$, which is $\delta a = -0.156$ in our length unit a_{11} and the most negative value in Ref. [6]. The other scattering lengths are $a_{22} = 1.86$ and $a_{12} = -1.52$. The effective ranges are $r_{11}^{\text{eff}} = 5.2$, $r_{12}^{\text{eff}} = 33.0$, and $r_{22}^{\text{eff}} = 43.2$. Negative energies, where the mixture is a self-bound liquid, are shown by a red color range, together with contour lines, positive energies by a blue color range. Thus, as predicted by BMF calculations [5] and confirmed by experiments [6, 7], we find a liquid state for $\delta a < 0$. In the phase space (ρ_1, ρ_2) the self-bound states form a narrow valley following a typical optimal ratio ρ_1 / ρ_2 . The phase space of meaningful combinations (ρ_1, ρ_2) ends at the spinodal line (thick black line in Fig.1). Approaching this line, the *uniform* mixture becomes sensitive to long-wavelength density oscillations (see below). At the spinodal line infinitesimal density fluctuations trigger a liquid-gas phase separation.

While in a uniform mixture we can choose any ρ_1 and ρ_2 , a finite droplet adjusts its radius to minimize the energy, attaining the equilibrium (zero pressure) density inside the droplet. The situation is more complicated for a mixture because the droplet radius affects only the total density, but not necessarily the ratio ρ_1 / ρ_2 . The latter can be adjusted by evaporating one component or by phase separation. Therefore we calculate the chemical potential of component α , $\mu_\alpha(\rho_1, \rho_2) = e(\rho_1, \rho_2) + \rho \frac{\partial e(\rho_1, \rho_2)}{\partial \rho_\alpha}$. If $\mu_\alpha > 0$ a particle of species α is not bound to the mixture – the energy is lowered by removing it. A stable droplet requires both $e < 0$ (red

valley in Fig.1) and $\mu_\alpha < 0$. The blue line in Fig.1 are the zeroes of μ_1 , with $\mu_1 < 0$ above this line. Similarly the green line are the zeroes of μ_2 , with $\mu_2 < 0$ below this line. Hence only the narrow region pointed at by the arrow is stable against evaporation; this region includes of course the equilibrium energy $e_{\text{eq}} = \min[e]$. The inset of Fig.1 shows e , μ_1 and μ_2 along the dashed line as function of ρ_1 for a fixed value $\rho_2 a_{11}^3 = 0.934$, such that we intersect the equilibrium energy. μ_α is very sensitive to the partial density, which explains why the region where both $\mu_\alpha < 0$ is so narrow. If a droplet is prepared outside the stable region, particles evaporate and the system moves on the energy surface until it is stable.

Our results for e and μ_α mean that large droplets will reach the equilibrium energy e_{eq} by a combination of evaporating superfluous particles and adjusting the droplet radius. In the case discussed so far, $\delta a = -0.156$, the density ratio at the equilibrium energy predicted from our HNC-EL results in Fig.1) is $\rho_1/\rho_2 = 1.380$, which is to be compared with the optimal mean-field ratio [30] $\rho_1/\rho_2 = \sqrt{a_{22}/a_{11}} = 1.363$. The latter is a very good approximation even though the mean-field approximation does not even predict a liquid state. As seen in the inset of Fig.1, e changes very little if the density ratio is slightly changed; therefore for further calculations of e we use the mean-field ratio.

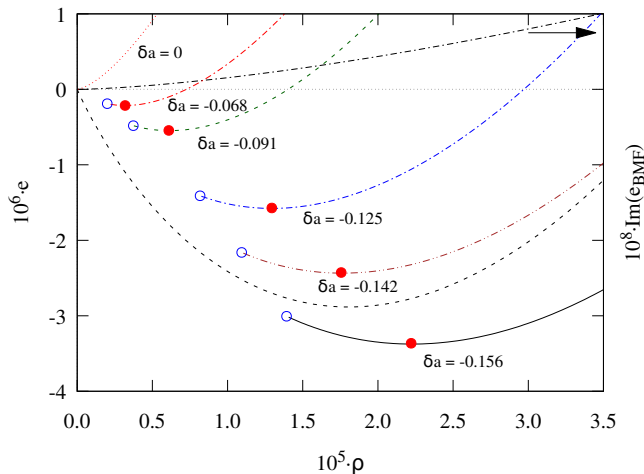


FIG. 2. (Color online) Energy per particle e as function of the total density ρ for several values δa . Closed circles denote the equilibrium density ρ_{eq} and energy e_{eq} ; open circles denote spinodal points. The black dashed and dash-dotted lines are the real and imaginary parts, the latter using a different scale, of the BMF energy for $\delta a = -0.156$.

When δa increases towards zero, the liquid becomes less bound, until it is no longer self-bound at $\delta a = 0$. In Fig. 2 the energy per particle e as function of total density ρ is shown for several values of δa in the range $[-0.156, 0]$, corresponding to the range of values in experiments [6, 7]

$\delta a [a_B]$	δa	a_{22}	r_{22}^{eff}	ρ_1/ρ_2	$10^6 e_{\text{eq}}$	$10^5 \rho_{\text{eq}}$
-5.5	-0.156	1.86	43.2	1.363	-3.364	2.221
-5.0	-0.142	1.90	40.3	1.377	-2.426	1.756
-4.4	-0.125	1.94	37.0	1.394	-1.571	1.294
-3.2	-0.091	2.04	31.2	1.428	-0.544	0.609
-2.4	-0.068	2.10	27.7	1.450	-0.214	0.319
0.0	0.0	2.31	19.1	1.519	-	-

TABLE I. Values for δa , a_{22} , r_{22}^{eff} , and ρ_1/ρ_2 used to obtain the results shown in Fig. 2, as well as the equilibrium energy and density obtained from these results. Lengths and energies are in units of a_{11} and E_0 (see text) if not otherwise stated.

where δa is adjusted by changing the s -wave scattering length a_{22} via a magnetic field. We follow this protocol and modify the strength s_{22} of $v_{22}(r)$ to obtain the corresponding a_{22} , which also changes r_{22}^{eff} ; v_{11} and v_{12} are not changed and chosen as above. Table I lists the values of a_{22} , r_{22}^{eff} , and ρ_1/ρ_2 for Fig. 2. The equilibrium energies e_{eq} and densities ρ_{eq} are marked by filled circles, and are also listed in table I. Naturally, both $e_{\text{eq}} \rightarrow 0$ and $\rho_{\text{eq}} \rightarrow 0$ as $\delta a \rightarrow 0$. For $\delta a = 0$, $e > 0$ and the mixture is not liquid anymore. The spinodal densities, where a uniform liquid becomes unstable against infinitesimal density fluctuations, are marked by open circles in Fig. 2. Also shown in Fig. 2 is the energy per particle e_{BMF} calculated in the BMF approximation [5] for $\delta a = -0.156$. Since e_{BMF} is complex, we show both the real and the small imaginary part of e_{BMF} (note the different energy scale for the latter). The BMF approximation fails to predict the spinodal instability and e_{BMF} extends all the way to $\rho = 0$

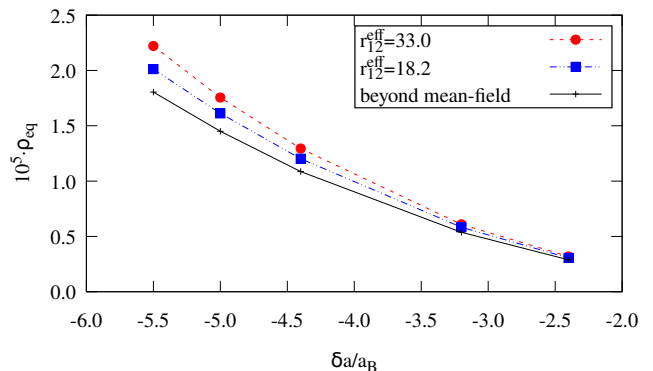


FIG. 3. (Color online) Equilibrium density ρ_{eq} of the uniform Bose mixture as function of δa , varied by changing a_{22} , see table I. For all curves, $a_{12} = -1.52$. The circles and squares are the present HNC-EL results obtained for $r_{12}^{\text{eff}} = 33.0$ and 18.2, respectively. The line is the BMF result.

The density is more accessible to measurement than the energy, e.g. in Refs. [6, 7] the central density of droplets was measured. In Fig.3 we summarize the re-

sults shown in Fig.2 by plotting the equilibrium total density ρ_{eq} as a function of δa (filled circles). Also shown in Fig.3 is the BMF result for $\rho_{\text{eq}}(\delta a)$, obtained as the minimum of the real part of the BMF energy, which qualitatively agrees with HNC-EL, but predicts a somewhat lower equilibrium density. The square symbols in Fig.3 show our results for $\rho_{\text{eq}}(\delta a)$, if we choose different parameters s_{12} and σ_{12} in $v_{12}(r)$ such that we keep $a_{12} = -1.519$, while changing the effective range from $r_{12}^{\text{eff}} = 33.0$ (upper curve) to $r_{12}^{\text{eff}} = 18.2$ (lower curve). This demonstrates that the results are not universal; they depend not only the s -wave scattering lengths, but at least also on the effective ranges.

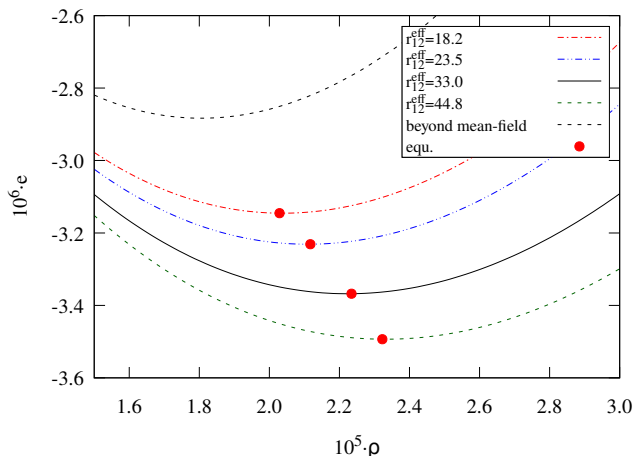


FIG. 4. (Color online) $e(\rho)$ for $\delta a = -0.156$ and four models for the inter-species interaction v_{12} corresponding to effective ranges $r_{12}^{\text{eff}} = 18.2; 23.0; 33.0; 44.8$. Also shown is the BMF result $\text{Re}[e_{\text{BMF}}]$.

In Fig.4 shows the dependence of the energy per particle $e(\rho)$ on r_{12}^{eff} for $\delta a = -0.156$, with $a_{12} = -1.519$ and the other scattering lengths as above, for different values $r_{12}^{\text{eff}} = 18.2; 23.0; 33.0; 44.8$. The dependence on r_{12}^{eff} is significant, with e varying by 10% and ρ_{eq} varying by 13% for this range of r_{12}^{eff} values. The BMF energy $\text{Re}[e_{\text{BMF}}]$ agrees better with HNC-EL for smaller r_{12}^{eff} . Alkali interaction potentials have a finite effective range that is often much larger than the s -wave scattering length, see e.g. table 1 in Ref [31]. Considering the low equilibrium densities ρ_{eq} , it might appear surprising to find this non-universal behavior. We note, however, that for small δa the mean-field energy is the result of large cancellations of negative and positive contributions. Therefore it is plausible that a dependence on higher-order parameters such as the effective range becomes visible.

The spinodal instability (thick black line in Fig. 1) can be relevant for the preparation of the liquid droplets, achieved by ramping one of the scattering lengths. During a fast ramp, the mixture may visit the “forbidden” region of the (ρ_1, ρ_2) -phase space and can condense into

multiple droplets. To characterize the uniform liquid mixture near this instability in more detail, we choose $a_{\alpha, \beta}$ and $r_{\alpha, \beta}^{\text{eff}}$ as for Fig. 1 corresponding to $\delta a = -0.156$, and the mean-field optimal ratio $\rho_1/\rho_2 = 1.363$. A simple approximation for the excitation spectrum of a Bose mixture is given by the Bijl-Feynman approximation[32], which provides a good estimate of the long wave length dispersion. A mixture supports density and concentration oscillations, with dispersion relations $\epsilon_1(k)$ and $\epsilon_2(k)$, respectively. They can be easily calculated from the static structure functions $S_{\alpha\beta}(k)$ by solving the eigenvalue problem $\frac{\hbar^2 k^2}{2m} \psi_i = \epsilon_i(k) \mathbf{S}(k) \psi_i$ where \mathbf{S} is the 2×2 matrix with elements $S_{\alpha\beta}(k)$ and ψ_i are 2-component vectors. Fig. 5 shows the long-wavelength phase velocities $c_i = \lim_{k \rightarrow 0} d\epsilon_i(k)/dk$ for the density and concentration mode. The density mode has lower energy than the concentration mode for all densities shown in Fig. 5, including the equilibrium density. While c_2 is finite and hence the mixture is stable against demixing, the density mode becomes soft for $k \rightarrow 0$ as ρ is lowered, evidenced by the vanishing speed of sound c_1 at the spinodal instability (vertical line), where phase separation into liquid and gas occurs. This is similar to the onset of the modulational instability in dipolar Bose gases[33, 34], which however is triggered by a vanishing roton energy with a *finite* wave number [35, 36].

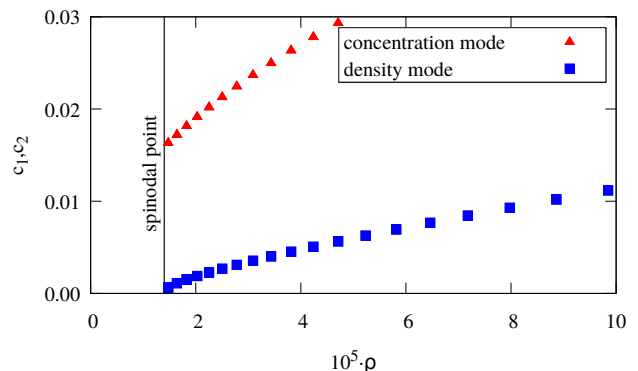


FIG. 5. Long-wavelength phase velocities in the two-component Bijl-Feynman approximation for density oscillations (lower curve) and concentration oscillations (upper curve) as function of total density. The vertical line denotes the spinodal instability.

In summary, we analyze the properties of a liquid, i.e. self-bound, uniform Bose mixture using s -wave scattering lengths as in Refs. [6, 7]. With the HNC-EL method, which includes pair correlations non-perturbatively, we find a narrow regime of partial densities ρ_α where the conditions for a stable liquid mixture are met: the energy per particle and both chemical potentials $\mu_\alpha(\rho_1, \rho_2)$ are negative. If $\mu_\alpha > 0$, atoms of component α evaporate until reaching either equilibrium or the spinodal line. Despite their ultra-low density, the properties of

these liquids depend also on the effective ranges $r_{\alpha,\beta}^{\text{eff}}$. This deviation from universality was not observed in two-dimensional liquids [19]. Comparison of the energies and equilibrium densities between the BMF approximation and our HNC-EL calculations shows that the difference can probably be attributed to the neglect of the effective range in the BMF approximation. Unlike BMF energies, HNC-EL energies do not have an unphysical imaginary part for $\delta a < 0$, as HNC-EL is not based on an expansion about the (unstable) mean-field result. We find that the liquid can have a spinodal instability, where the speed of sound vanishes and infinitesimal density fluctuations lead to a separation into a liquid and gas phase. This can be relevant during a nonadiabatic evolution of a droplet in experiments. In the presently available experiments [6, 7] the liquid droplets are far from saturation, as evidenced by the Gaussian shaped density profiles, and possibly not in equilibrium. Describing small unsaturated droplets will require an inhomogeneous generalization of HNC-EL based on the energy functional (3).

We acknowledge discussions with Leticia Tarruell and financial support by the Austrian Science Fund FWF (grant No. P23535-N20).

-
- [1] I. Bloch, J. Dalibard, and W. Zwerger, *Rev. Mod. Phys.* **80**, 885 (2008).
- [2] A. Micheli, G. K. Brennen, and P. Zoller, *Nature Physics* **2**, 341 (2006).
- [3] I. Bloch, *Nat. Phys.* **1**, 23 (2005).
- [4] M. Randeria, W. Zwerger, and M. Zwierlein, in *The BCS-BEC Crossover and the Unitary Fermi Gas*, Lecture Notes in Physics, Vol. 836, edited by W. Zwerger (Springer, 2012) pp. 1–32.
- [5] D. S. Petrov, *Phys. Rev. Lett.* **115**, 155302 (2015).
- [6] C. R. Cabrera, L. Tanzi, J. Sanz, B. Naylor, P. Thomas, P. Cheiney, and L. Tarruell, *Science* **359**, 301 (2018).
- [7] G. Semeghini, G. Ferioli, L. Masi, C. Mazzinghi, L. Wolswijk, F. Minardi, M. Modugno, G. Modugno, M. Inguscio, and M. Fattori, *ArXiv e-prints* (2017), arXiv:1710.10890 [cond-mat.quant-gas].
- [8] F. Dalfovo, S. Giorgini, L. P. Pitaevskii, and S. Stringari, *Rev. Mod. Phys.* **71**, 463 (1999).
- [9] D. M. Larsen, *Ann. Phys.* **24**, 89 (1963).
- [10] P. Cheiney, C. R. Cabrera, J. Sanz, B. Naylor, L. Tanzi, and L. Tarruell, *Phys. Rev. Lett.* **120**, 135301 (2018).
- [11] H. Kadau, M. Schmitt, M. Wenzel, C. Wink, T. Maier, I. Ferrier-Barbut, and T. Pfau, *Nature (London)* **530**, 194 (2016).
- [12] I. Ferrier-Barbut, H. Kadau, M. Schmitt, M. Wenzel, and T. Pfau, *Phys. Rev. Lett.* **116**, 215301 (2016).
- [13] M. Schmitt, M. Wenzel, F. Böttcher, I. Ferrier-Barbut, and T. Pfau, *Nature* **539**, 259 (2016).
- [14] L. Chomaz, S. Baier, D. Petter, M. J. Mark, F. Wächtler, L. Santos, and F. Ferlaino, *Phys. Rev. X* **6**, 041039 (2016).
- [15] F. Wächtler and L. Santos, *Phys. Rev. A* **93**, 061603 (2016).
- [16] R. Bombin, J. Boronat, and F. Mazzanti, *Phys. Rev. Lett.* **119**, 250402 (2017).
- [17] J. Pade, *Eur. Phys. J. D* **44**, 345 (2007).
- [18] E. Buendia, R. Guardiola, and M. de Llano, *Phys. Rev. A* **30**, 941 (1984).
- [19] D. S. Petrov and G. E. Astrakharchik, *Phys. Rev. Lett.* **117**, 100401 (2016).
- [20] V. Cikojevic, K. Dzelalija, P. Stipanovic, L. Vranjes Maricic, and J. Boronat, *Phys. Rev. B* **97**, 140502 (2018).
- [21] T. Chakraborty, *Phys. Rev. B* **26**, 6131 (1982).
- [22] C. Campbell, *Annals of Physics* **74**, 43 (1972).
- [23] M. Hebenstreit, M. Rader, and R. E. Zillich, *Phys. Rev. A* **93**, 013611 (2016).
- [24] E. Feenberg, *Theory of Quantum Fluids* (Academic Press, 1969).
- [25] A. Fabrocini and A. Polls, *Phys. Rev. B* **30**, 1200 (1984).
- [26] E. Krotscheck, *Phys. Rev. B* **33**, 3158 (1986).
- [27] J. P. Hansen and I. R. McDonald, *Theory of Simple Liquids* (Academic Press, 1986).
- [28] M. Hebenstreit, B.S. Thesis, Johannes Kepler University, Linz (2013).
- [29] L. D. Landau and E. M. Lifshitz, *Quantum Mechanics (Nonrelativistic Theory)*, Course of Theoretical Physics, Vol. III (Pergamon Press Ltd., London - Paris, 1958).
- [30] C. J. Pethick and H. Smith, *Bose-Einstein Condensation in Dilute Gases* (Cambridge University Press, 2008).
- [31] V. V. Flambaum, G. F. Gribakin, and C. Harabati, *Phys. Rev. A* **59**, 1998 (1999).
- [32] R. P. Feynman, *Phys. Rev.* **94**, 262 (1954).
- [33] H. Kadau, M. Schmitt, M. Wenzel, C. Wink, T. Maier, I. Ferrier-Barbut, and T. Pfau, *Nature* **530**, 194 (2016).
- [34] I. Ferrier-Barbut, H. Kadau, M. Schmitt, M. Wenzel, and T. Pfau, *Phys. Rev. Lett.* **116**, 215301 (2016).
- [35] I. Ferrier-Barbut, M. Wenzel, M. Schmitt, F. Böttcher, and T. Pfau, *Phys. Rev. A* **97**, 011604 (2018).
- [36] L. Chomaz, R. M. W. van Bijnen, D. Petter, G. Faraoni, S. Baier, J. Hendrik Becher, M. J. Mark, F. Wächtler, L. Santos, and F. Ferlaino, *Nat. Phys.* (2018), doi:10.1038/s41567-018-0054-7.