

General structure of gauge boson propagator and its spectra in a hot magnetized medium

Bithika Karmakar,^a Aritra Bandyopadhyay,^b Najmul Haque^c and Munshi G Mustafa^a

^a*Theory Division, Saha Institute of Nuclear Physics, HBNI
1/AF, Bidhannagar, Kolkata 700064, India.*

^b*Departamento de Física, Universidade Federal de Santa Maria, Santa Maria, RS 97105-900, Brazil*

^c*Institut für Theoretische Physik, Justus-Liebig-Universität Giessen, 35392 Giessen, Germany*

E-mail: bithika.karmakar@saha.ac.in,
aritrabanerjee.444@gmail.com,
Najmul.Haque@theo.physik.uni-giessen.de,
munshigolam.mustafa@saha.ac.in

ABSTRACT: We have systematically constructed the general structure of the gauge boson self-energy and the effective propagator in presence of a nontrivial background like hot magnetised material medium using *three mutually orthogonal projection tensors*. The hard thermal loop approximation has been used for the heat bath to obtain various form factors associated with the two point function. We have analyzed the dispersion spectra of the gauge boson using the effective propagator both in weak and strong field approximation. The formalism is applicable to both QED and QCD. The presence of a heat bath usually breaks the Lorentz (boost) symmetry whereas that of magnetic field breaks the rotational symmetry in the system. The presence of only the thermal background leads to a longitudinal (plasmon) mode and a two-fold degenerate transverse mode. In presence of a hot but weakly magnetized background the degeneracy of the two transverse mode is lifted where one remains massive and the other one becomes massless. We also note that the plasmon mode also becomes massless in a hot magnetized medium. On the other hand, in strong field approximation the three modes behave like that of a free massless gauge boson in Lowest Landau Level due to the dimensional reduction.

Contents

1	Introduction	2
2	General Structure of a gauge boson self-energy	3
2.1	Finite temperature and zero magnetic field case	3
2.2	Finite temperature and finite magnetic field case	5
3	General form of gauge boson propagator in a hot magnetized medium	8
4	Form Factors	10
4.1	Gauge boson in strongly magnetized medium	11
4.1.1	One-loop photon self-energy	11
4.1.2	Form factors and Debye mass	12
4.1.3	Dispersion	13
4.2	Gauge boson in weakly magnetised hot medium	14
4.2.1	One-loop photon self-energy	14
4.2.2	Computation of Form factors and Debye mass of $\mathcal{O}[(eB)^0]$ term	16
4.2.3	Computation of Form factors and Debye mass of $\mathcal{O}[(eB)^2]$ terms	18
4.2.4	Dispersion	19
5	Conclusion	21
6	Acknowledgement	21
A	Calculation of $(\Pi_\mu^\mu)^s$ in strong field approximation	22
B	Simplification using HTL approximation	22
C	Frequency sum	23
D	Calculation of the form factor b_2	25
E	Calculation of the form factor c_2	28
F	Calculation of the form factor d_2	29

1 Introduction

The propagation of vector gauge bosons in a material medium in the presence of a magnetic field produces many interesting observational effects. As for example the photons with different polarizations have different dispersion properties lead to the Faraday rotation. This has also been observed for various astrophysical objects [1–4] and in the millisecond pulsations of solar radio emission[5]. In view of the theoretical perspective the general feature is associated with the propagation of a photon in an externally magnetized material medium in one case and a plane wave electromagnetic field on the other. The subject of the propagation of photons in magnetized plasmas has been studied in large extent and also covered in standard electromagnetic theory [6, 7] and plasma physics [8, 9] book. However, in most cases it was assumed that the medium consists of non-relativistic and non-degenerate electrons and nucleons. This suggests a modification of theoretical tools in which a general formalism based on quantum field theory proves to be helpful [10]. A quantum field theoretical formalism to calculate Faraday rotation in different kinds of media (hot magnetized one) have been done in Refs. [11, 12]. Also in high-intensity laser fields are used to ultrarelativistic electron-positron plasmas which play an important role in various astrophysical situations. Various properties of such plasma are studied using QED at finite temperature [13, 14].

In the regime of Quantum Chromo Dynamics (QCD) nuclear matter dissolves into a thermalized color deconfined state Quark Gluon Plasma (QGP) under extreme conditions such as very high temperature and/or density. To probe different characteristics of this novel state, various high energy Heavy-Ion-Collisions (HIC) experiments are under way, *e.g.* RHIC@BNL, LHC@CERN and upcoming FAIR@GSI. Depending on the impact parameter of the collision, a relativistic HIC can be central or non-central. In recent years the non-central HIC is getting more and more attention in the heavy-ion community because of some distinct features which appears due to the non-centrality of the collision. One of those is the prospect of producing a very strong magnetic field in the direction perpendicular to the reaction plane due to the relatively higher rapidity of the spectator particles that are not participating in the collisions. Presently immense activities are in progress to study the properties of strongly interacting matter in the presence of an external magnetic field, resulting in the emergence of several novel phenomena [15–32]. This suggests that there is clearly an increasing demand to study the effects of intense background magnetic fields on various aspects and observables of non-central heavy-ion collisions. Also experimental evidences of photon anisotropy, provided by the PHENIX Collaboration [33], has posed a challenge for existing theoretical models. This kind of current experimental evidences have prompted that a modification of the present theoretical tools are much needed by considering the effects of intense background magnetic field on various aspects and observables of non-central HIC. In a field theoretic calculation

n -point functions are the basic quantities to compute the various observables of a system. In this perspective in very recent works where three of the present authors were involved, the general structure of fermionic 2- and 3-point function [34], and 4-point function [35], based on various symmetries of the system for a nontrivial medium like a hot magnetized one. Also the spectral representation of two point function [34] were obtained for such system. In this paper we consider photon that propagates in a hot magnetized QED plasma for which we aim at the general structure of the gauge boson self-energy, the effective propagator and its dispersion property. This formalism is also applicable to QCD system.

This paper, we call it as paper-I, has been organized as follows: in section 2 the general structure of a gauge boson self-energy in a hot magnetized medium is discussed progressively. It includes two parts: a brief review of the general structure in presence of only thermal medium in subsection 2.1 and then a generalization of it to a hot magnetized medium in subsection 2.2. In section 3 we discuss the general structure for the gauge boson propagator using the results of section 2. Section 4 begins with the domain of applicability depending upon the scales (mass, temperature and the magnetic field strength) associated with the system. In subsections 4.1 and 4.2 we elaborately compute the various form factors, Debye screening mass, dispersion relations within strong and weak field approximation, respectively. Finally, we conclude in section 5 along with a statement that the general propagators for fermion in Ref. [34] and the gauge boson obtained here will be used to compute the quark-gluon free energy for a hot magnetized deconfined QCD system in paper-II.

2 General Structure of a gauge boson self-energy

In this section we first briefly review the formalism of the general structure for a gauge boson self-energy by considering only thermal bath without the presence of any magnetic field in subsection 2.1 and it will then be followed by a formalism for a magnetized hot medium in subsection 2.2.

2.1 Finite temperature and zero magnetic field case

We begin with the general structure of the gauge boson self-energy in vacuum, given as

$$\Pi^{\mu\nu}(P^2) = V^{\mu\nu}\Pi(P^2), \quad (2.1)$$

where the form factor $\Pi(P^2)$ is Lorentz invariant and depends only on the four scalar P^2 . The vacuum projection operator is

$$V^{\mu\nu} = g^{\mu\nu} - \frac{P^\mu P^\nu}{P^2}, \quad (2.2)$$

with the metric $g^{\mu\nu} \equiv (1, -1, -1, -1)$ and $P^\mu \equiv (p_0, \mathbf{p})$. The self-energy satisfies the gauge invariance through the transversality condition

$$P_\mu \Pi^{\mu\nu}(P^2) = 0, \quad (2.3)$$

and it is also symmetric

$$\Pi^{\mu\nu}(P^2) = \Pi^{\nu\mu}(P^2). \quad (2.4)$$

The conditions in Eqs. (2.3) and (2.4) are sufficient to obtain ten components of $\Pi^{\mu\nu}$.

The presence of finite temperature ($\beta = 1/T$) or heat bath breaks the Lorentz (boost) invariance of the system. In finite temperature one accumulates all the necessary four vectors and tensors present to form a general covariant structure of the gauge boson self-energy. Those are P^μ , $g^{\mu\nu}$ from vacuum and the four-velocity u^μ of the heat bath, discreetly introduced because of the medium. With these one can form four types of tensors, namely $P^\mu P^\nu$, $P^\mu u^\nu + u^\mu P^\nu$, $u^\mu u^\nu$ and $g^{\mu\nu}$. These four tensors can be reduced to two independent mutually orthogonal projection tensors by virtue of the constraints provided by the transversality condition given above in Eq. (2.3). One uses them to construct manifestly Lorentz-invariant structure of the gauge boson self-energy and propagator at finite temperature which have been discussed in the literature in details [36–38]. Nevertheless, we briefly discuss some of the essential points that would be very useful in constructing those general structures for a magnetized hot medium.

We now begin by defining Lorentz scalars, vectors and tensors that characterize the heat bath or hot medium:

$$u^\mu = (1, 0, 0, 0), \quad (2.5a)$$

$$P^\mu u_\mu = P \cdot u = p_0, \quad (2.5b)$$

$$\tilde{P}^\mu = P^\mu - (P \cdot u)u^\mu = P^\mu - p_0 u^\mu, \quad (2.5c)$$

$$\tilde{g}^{\mu\nu} = g^{\mu\nu} - u^\mu u^\nu \quad (2.5c)$$

$$\tilde{P}^2 = \tilde{P}^\mu \tilde{P}_\mu = P^2 - p_0^2 = -p^2, \quad (2.5d)$$

where $p = |\mathbf{p}|$. We note here that one can only construct two independent Lorentz scalars as given in Eqs. (2.5a) and (2.5d). One can further redefine four vector u^μ by projecting the vacuum projection tensor upon it as

$$\bar{u}^\mu = V^{\mu\nu} u_\nu = u^\mu - \frac{(P \cdot u)P^\mu}{P^2} = u^\mu - \frac{p_0 P^\mu}{P^2}. \quad (2.6)$$

which is orthogonal to P^μ . Now one can construct two independent and mutually transverse second rank projection tensors in terms of those redefined set of four vectors and tensor as

$$A^{\mu\nu} = \tilde{g}^{\mu\nu} - \frac{\tilde{P}^\mu \tilde{P}^\nu}{\tilde{P}^2}, \quad (2.7a)$$

$$B^{\mu\nu} = \frac{1}{\bar{u}^2} \bar{u}^\mu \bar{u}^\nu. \quad (2.7b)$$

Moreover, sum of these two projection operators lead to the well known vacuum projection tensor $V^{\mu\nu}$ as

$$A^{\mu\nu} + B^{\mu\nu} = g^{\mu\nu} - \frac{P^\mu P^\nu}{P^2} = V^{\mu\nu}. \quad (2.8)$$

So, the general (manifestly) covariant form of the self-energy tensor can be written as

$$\Pi^{\mu\nu} = \Pi_T A^{\mu\nu} + \Pi_L B^{\mu\nu}, \quad (2.9)$$

where Π_L and Π_T are, respectively, the longitudinal and transverse form factors. Eventually one can obtain these two form factors as

$$\Pi_L = -\frac{P^2}{p^2} \Pi_{00}, \quad (2.10a)$$

$$\Pi_T = \frac{1}{D-2} (\Pi_\mu^\mu - \Pi_L), \quad (2.10b)$$

where D is the space-time dimension of a given theory. The above Lorentz-invariant form factors would depend on the two independent Lorentz scalars p_0 and $p = \sqrt{p_0^2 - P^2}$ as defined, respectively, in Eqs. (2.5a) and (2.5d) besides the temperature $T = 1/\beta$.

2.2 Finite temperature and finite magnetic field case

The finite temperature breaks the Lorentz (boost) symmetry whereas the presence of magnetic field breaks the rotational symmetry in the system. In presence of both finite temperature ($\beta = 1/T$) and finite magnetic field B , the four-vectors and tensors available to form the general covariant structure of the gauge boson self-energy are P^μ , $g^{\mu\nu}$, the electro-magnetic field tensor $F^{\mu\nu}$ and it's dual $\tilde{F}^{\mu\nu}$, and the four velocity of the heat bath, u^μ . As seen in section 2.1 at finite T the heat bath introduces a preferred direction that breaks the boost invariance. On the other hand, the presence of magnetic field breaks the rotational symmetry in the system because it introduces an anisotropy in space. For hot magnetised system, one can define a new four vector n^μ which is associated with the electromagnetic field tensor $F^{\mu\nu}$. In the rest frame of the heat bath, *i.e.*, $u^\mu = (1, 0, 0, 0)$, n^μ can be defined uniquely as projection of $F^{\mu\nu}$ along u^μ ,

$$n_\mu \equiv \frac{1}{2B} \epsilon_{\mu\nu\rho\lambda} u^\nu F^{\rho\lambda} = \frac{1}{B} u^\nu \tilde{F}_{\mu\nu} = (0, 0, 0, 1). \quad (2.11)$$

which is in the z -direction. This also establishes a connection between the heat bath and the magnetic field.

Now for a hot magnetized case one has P^μ , $g^{\mu\nu}$, u^μ and n^μ from which one can form seven types of tensors, namely $P^\mu P^\nu$, $P^\mu n^\nu + n^\mu P^\nu$, $n^\mu n^\nu$, $P^\mu u^\nu + u^\mu P^\nu$, $u^\mu u^\nu$,

$u^\mu n^\nu + n^\mu u^\nu$ and $g^{\mu\nu}$. These seven tensors reduce to four because of constraints provided by the gauge invariance condition in Eq. (2.3). However, these four tensors are not mutually transverse. So, all of them are not independent as well as not projection tensors. This will result in coupling of form factors with each other. If one uses these four tensors¹[39], to construct the general structure of the gauge boson self-energy, it leads to a complicated structure of the effective propagator which also looks a bit unusual. Instead we will show that, for a hot magnetized medium, three mutually orthogonal projection tensors are sufficient for restoring the manifestly Lorentz-invariant structure of self-energy. As we will see below that it also leads to *a very simplified general structure of the gauge boson effective propagator*.

We first form the transverse four momentum and the transverse metric tensor as

$$\begin{aligned} P_\perp^\mu &= P^\mu - (P \cdot u)u^\mu + (P \cdot n)n^\mu \\ &= P^\mu - p_0 u^\mu + p^3 n^\mu = P^\mu - P_\parallel^\mu, \end{aligned} \quad (2.12a)$$

$$g_\perp^{\mu\nu} = g^{\mu\nu} - u^\mu u^\nu + n^\mu n^\nu = g^{\mu\nu} - g_\parallel^{\mu\nu}, \quad (2.12b)$$

where

$$P_\parallel^\mu = p_0 u^\mu - p^3 n^\mu, \quad (2.13a)$$

$$P_\parallel^2 = P_\parallel^\mu P_\mu = p_0^2 - p_3^2, \quad (2.13b)$$

$$g_\parallel^{\mu\nu} = u^\mu u^\nu - n^\mu n^\nu. \quad (2.13c)$$

The newly defined momentum and metric tensor orthogonal to both u and b , satisfy the following

$$P_\perp^0 = P_\perp^3 = 0, \quad (2.14a)$$

$$g_\perp^{00} = g_\perp^{33} = 0, \quad (2.14b)$$

$$P_\perp^\mu P_\mu^\perp = P_\perp^2 = P^2 - p_0^2 + p_3^2 = P^2 - P_\parallel^2 = -p_\perp^2, \quad (2.14c)$$

where $P^2 = P_\parallel^2 + P_\perp^2 = P_\parallel^2 - p_\perp^2$, $P_\parallel^2 = p_0^2 - p_3^2$ and $p_\perp^2 = p_1^2 + p_2^2$. We further note that the three independent Lorentz scalars are p_0 , $p^3 = P \cdot n$ and P_\perp^2 .

Now following the footsteps of the two previous sections, we can construct a second rank tensor orthogonal to P^μ , u^μ , and n^μ by using those redefined set of four vectors, *e.g.*,

$$R^{\mu\nu} = g_\perp^{\mu\nu} - \frac{P_\perp^\mu P_\perp^\nu}{P_\perp^2}. \quad (2.15)$$

which satisfies the transversality condition

$$P_\mu R^{\mu\nu} = 0, \quad (2.16)$$

¹It has also been used for anisotropic QCD plasma [40]

and projection operator property

$$R^{\mu\rho}R_{\rho}^{\nu} = R^{\mu\nu}. \quad (2.17)$$

The second projection tensor is

$$B^{\mu\nu} = \frac{1}{\bar{u}^2} \bar{u}^{\mu} \bar{u}^{\nu} \quad (2.18)$$

which was used in finite temperature and zero magnetic field case. We, now, construct the third projection tensor $Q^{\mu\nu}$, such that the sum of $R^{\mu\nu}$, $B^{\mu\nu}$ and $Q^{\mu\nu}$ gives the vacuum projection operator $V^{\mu\nu}$ as

$$Q^{\mu\nu} = V^{\mu\nu} - B^{\mu\nu} - R^{\mu\nu}. \quad (2.19)$$

It can be checked easily that the projection tensor $Q^{\mu\nu}$ satisfies all the necessary properties, *i.e.*,

$$P_{\mu}Q^{\mu\nu} = 0, \quad (2.20a)$$

$$Q^{\mu\lambda}Q_{\lambda}^{\nu} = Q^{\mu\nu}. \quad (2.20b)$$

The three projection tensors are orthogonal to each other:

$$B^{\mu\nu}R_{\mu\nu} = 0, \quad (2.21a)$$

$$R^{\mu\nu}Q_{\mu\nu} = 0, \quad (2.21b)$$

$$Q^{\mu\nu}B_{\mu\nu} = 0. \quad (2.21c)$$

Now, one can write a general covariant structure of gauge boson self-energy as

$$\Pi^{\mu\nu} = bB^{\mu\nu} + cR^{\mu\nu} + dQ^{\mu\nu}, \quad (2.22)$$

where b , c and d are three Lorentz-invariant form factors associated with the three projection tensors. Below we define some essential relations of the constituent tensors for obtaining those form factors:

$$B^{\mu\nu}B_{\mu\nu} = 1, \quad (2.23a)$$

$$R^{\mu\nu}R_{\mu\nu} = 1, \quad (2.23b)$$

$$Q^{\mu\nu}Q_{\mu\nu} = 1, \quad (2.23c)$$

contracting with the general metric tensor yields

$$g^{\mu\nu}B_{\mu\nu} = 1, \quad (2.24a)$$

$$g^{\mu\nu}R_{\mu\nu} = 1, \quad (2.24b)$$

$$g^{\mu\nu}Q_{\mu\nu} = 1, \quad (2.24c)$$

along with (00) components of the constituent tensors as

$$B_{00} = \bar{u}^2, \quad (2.25a)$$

$$R_{00} = 0, \quad (2.25b)$$

$$Q_{00} = 0. \quad (2.25c)$$

Using these information, we obtain the form factors as

$$b = B^{\mu\nu}\Pi_{\mu\nu}, \quad (2.26a)$$

$$c = R^{\mu\nu}\Pi_{\mu\nu}, \quad (2.26b)$$

$$d = Q^{\mu\nu}\Pi_{\mu\nu}, \quad (2.26c)$$

$$\Pi_{00} = bB_{00} = b\bar{u}^2. \quad (2.26d)$$

In absence of the magnetic field by comparing with the known general form of finite temperature self-energy in Eq. (2.9), as

$$\Pi_T A_{\mu\nu} + \Pi_L B_{\mu\nu} = b_0 B_{\mu\nu} + c_0 R_{\mu\nu} + d_0 Q_{\mu\nu}, \quad (2.27)$$

one can write

$$b_0 = \Pi_L, \quad (2.28a)$$

$$c_0 = d_0 = \Pi_T \quad (2.28b)$$

where we used the fact that $R_{\mu\nu} + Q_{\mu\nu} = A_{\mu\nu}$.

3 General form of gauge boson propagator in a hot magnetized medium

The inverse of the gauge boson propagator in vacuum is written as

$$(\mathcal{D}_{\mu\nu}^0)^{-1} = P^2 g_{\mu\nu} - \frac{\xi - 1}{\xi} P_\mu P_\nu, \quad (3.1)$$

where ξ is the gauge parameter. From Eq. (2.19) one can write

$$P_\mu P_\nu = P^2 [g_{\mu\nu} - (B_{\mu\nu} + R_{\mu\nu} + Q_{\mu\nu})]. \quad (3.2)$$

and using in Eq. (3.1), we get

$$(\mathcal{D}_{\mu\nu}^0)^{-1} = \frac{P^2}{\xi} g_{\mu\nu} + P^2 \frac{\xi - 1}{\xi} (B_{\mu\nu} + R_{\mu\nu} + Q_{\mu\nu}). \quad (3.3)$$

The inverse of the general gauge boson propagator following Dyson-Schwinger equation reads as

$$(\mathcal{D}_{\mu\nu})^{-1} = (\mathcal{D}_{\mu\nu}^0)^{-1} - \Pi_{\mu\nu}. \quad (3.4)$$

From Eqs. (3.3) and (2.22) we can now readily get

$$(\mathcal{D}_{\mu\nu})^{-1} = \frac{P^2}{\xi} g_{\mu\nu} + (P_m^2 - b) B_{\mu\nu} + (P_m^2 - c) R_{\mu\nu} + (P_m^2 - d) Q_{\mu\nu}, \quad (3.5)$$

where

$$P_m^2 = P^2 \frac{\xi - 1}{\xi}. \quad (3.6)$$

The inverse of Eq. (3.5) can be written as

$$\mathcal{D}_{\mu\rho} = \alpha P_\mu P_\rho + \beta B_{\mu\rho} + \gamma R_{\mu\rho} + \delta Q_{\mu\rho}. \quad (3.7)$$

along with

$$\begin{aligned} g_\mu^\nu = \mathcal{D}_{\mu\rho} (\mathcal{D}^{\rho\nu})^{-1} &= \alpha \frac{P^2}{\xi} P_\mu P^\nu + \delta(P^2 - d) V_\mu^\nu + [\beta(P^2 - b) - \delta(P^2 - d)] B_\mu^\nu \\ &\quad + [\gamma(P^2 - c) - \delta(P^2 - d)] R_\mu^\nu. \end{aligned} \quad (3.8)$$

Now using the explicit forms of B_μ^ν , R_μ^ν and Q_μ^ν and equating different coefficients from both sides yield the following conditions:

$$\text{Coefficients of } g_\mu^\nu : \quad \gamma = \frac{1}{P^2 - c}, \quad (3.9a)$$

$$\text{Coefficients of } u_\mu u^\nu : \quad \beta = \frac{1}{P^2 - b}, \quad (3.9b)$$

$$\text{Coefficients of } n_\mu n^\nu : \quad \delta = \frac{1}{P^2 - d}, \quad (3.9c)$$

$$\text{Coefficients of } P_\mu P^\nu : \quad \alpha = \frac{\xi}{P^2}. \quad (3.9d)$$

Now the general covariant structure of the gauge boson propagator can finally be written as

$$\mathcal{D}_{\mu\rho} = \frac{\xi P_\mu P_\rho}{P^4} + \frac{B_{\mu\rho}}{P^2 - b} + \frac{R_{\mu\rho}}{P^2 - c} + \frac{Q_{\mu\rho}}{P^2 - d}. \quad (3.10)$$

We note that there are three different modes in presence of both temperature and magnetic field as evident from the poles of the above propagator. The breaking of boost invariance due to finite temperature leads to two modes (degenerate transverse mode and plasmino). Now, the breaking of the rotational invariance in presence of magnetic field lifts the degeneracy of the transverse mode which introduces an additional mode in the hot medium.

When we turn off the magnetic field, the general structure of the propagator in a non-magnetised thermal bath becomes

$$\begin{aligned} \mathcal{D}_{\mu\rho} &= \frac{\xi P_\mu P_\rho}{P^4} + \frac{B_{\mu\rho}}{P^2 - b_0} + \frac{R_{\mu\rho}}{P^2 - c_0} + \frac{Q_{\mu\rho}}{P^2 - d_0} \\ &= \frac{\xi P_\mu P_\rho}{P^4} + \frac{B_{\mu\rho}}{P^2 - \Pi_L} + \frac{A_{\mu\rho}}{P^2 - \Pi_T}, \end{aligned} \quad (3.11)$$

which agrees with the known result [36–38].

4 Form Factors

Before computing the various form factors associated with the general structure we note following points:

1. Now we note that the magnetic field generated during the non-central HIC is time dependent which is believed to decrease rapidly with time [20, 41]. It would be extremely complicated to work with a time dependent magnetic field. Instead one can work in two limiting conditions to analytically incorporate the effects of magnetic field into the system. At the time of the collision, the value of the magnetic field B is very high compared to the temperature T ($T^2 < eB$ where e is the electronic charge) as estimated upto the order of $eB \sim 15m_\pi^2$ in the LHC at CERN [42]. Also in the dense sector, neutron stars (NS), or more specifically magnetars are known to possess strong enough magnetic field [43–45]. The effect of the strong enough magnetic field can be incorporated via a simplified Lowest Landau Level (LLL) approximation which considers that in such strong magnetic fields, fermions are basically confined within the LLL. Again, a rapidly decaying magnetic field provides us another simplified situation in the regime where it becomes sufficiently weaker than the associated temperature scale ($T^2 > eB$). In this weakly magnetized hot medium one can write down the corrections due to the magnetic field as the higher order perturbations to the unmagnetized part. In the following two sections 4.1 and 4.2 we will, respectively, work on strong ($m_f^2 \ll T^2 \ll eB$) and weak ($m_f^2 \ll |eB| \ll T^2$) field approximation for convenience.

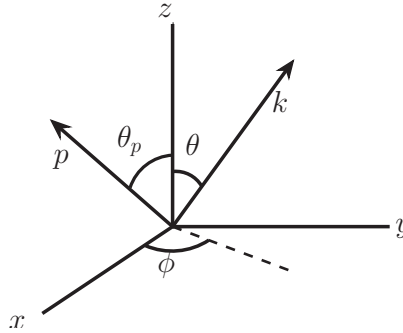


Figure 1: Choice of reference frame for computing the various form factors associated with the general structure of gauge boson 2-point functions. The magnetic field is along z -direction.

2. Since m_f is the lowest scale in weak field approximation, we would restrict it by the thermal mass $m_{\text{th}} \sim eT$ (gT), where $e^2(g^2) = 4\pi\alpha$ (α_s) in QED (QCD) coupling and T is the temperature of the system.

3. We choose the frame of reference as shown in Fig. 1 in which one considers the external momentum of the vector boson in xz plane with $0 < \theta_p < \pi/2$. So one can write

$$P_\mu = (p_0, p_1, 0, p_3) = (p_0, p \sin \theta_p, 0, p \cos \theta_p) \quad (4.1)$$

and then loop momenta

$$K^\mu = (k_0, k \sin \theta \cos \phi, k \sin \theta \sin \phi, k \cos \theta). \quad (4.2)$$

4. For simplicity we consider photon (QED case) and extending it to gluon (QCD case) will be discussed.

4.1 Gauge boson in strongly magnetized medium

4.1.1 One-loop photon self-energy

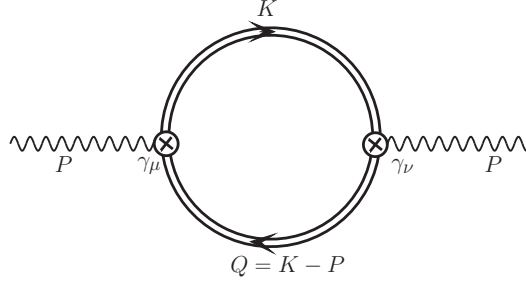


Figure 2: Photon heat bath tensor in the limit of strong field approximation.

We consider strong field approximation: $m_f^2 \ll T^2 \ll eB$, where m_f is the fermion mass and T is the temperature. When the external magnetic field is very strong, $eB \rightarrow \infty$, it pushes all the Landau levels ($n \geq 1$) to infinity compared to the Lowest Landau Level (LLL) with $n = 0$. For LLL approximation in the strong field limit the fermion propagator reduces to a simplified form as

$$iS_m^s(K) = ie^{-k_\perp^2/eB} \frac{\not{K}_\parallel + m_f}{K_\parallel^2 - m_f^2} (1 - i\gamma_1\gamma_2), \quad (4.3)$$

where K is the fermionic four momentum and we have used the properties of generalized Laguerre polynomial, $L_n \equiv L_n^0$ and $L_{-1}^\alpha = 0$. In strong field approximation or in LLL, $eB \gg k_\perp^2$, an effective dimensional reduction from (3+1) to (1+1) takes place.

Now in the strong field limit the self-energy can be computed as

$$\Pi_{\mu\nu}^s(P) = -ie^2 \int \frac{d^4K}{(2\pi)^4} \text{Tr} [\gamma_\mu S_m^s(K) \gamma_\nu S_m^s(Q)]$$

$$\begin{aligned}
&= -ie^2 \int \frac{d^2 k_\perp}{(2\pi)^2} \exp\left(\frac{-k_\perp^2 - q_\perp^2}{eB}\right) \\
&\quad \times \int \frac{d^2 K_\parallel}{(2\pi)^2} \text{Tr} \left[\gamma_\mu \frac{K_\parallel + m_f}{K_\parallel^2 - m_f^2} (1 - i\gamma_1 \gamma_2) \gamma_\nu \frac{Q_\parallel + m_f}{Q_\parallel^2 - m_f^2} (1 - i\gamma_1 \gamma_2) \right], \quad (4.4)
\end{aligned}$$

where ‘s’ indicates that the quantities are to be calculated in the strong field approximation and Tr represents only the Dirac trace. Now one can notice that the longitudinal and transverse parts are completely separated and the gaussian integration over the transverse momenta can be done trivially, which leads to

$$\begin{aligned}
\Pi_{\mu\nu}^s(p) &= -i e^{-p_\perp^2/2eB} \frac{e^3 B}{\pi} \int \frac{d^2 K_\parallel}{(2\pi)^2} \frac{\mathcal{S}_{\mu\nu}^s}{(K_\parallel^2 - m_f^2)(Q_\parallel^2 - m_f^2)} \\
&= e^{-p_\perp^2/2eB} \frac{e^3 B}{\pi} T \sum_{k_0} \int \frac{dk_3}{2\pi} \frac{\mathcal{S}_{\mu\nu}^s}{(K_\parallel^2 - m_f^2)(Q_\parallel^2 - m_f^2)}, \quad (4.5)
\end{aligned}$$

with the tensor structure $\mathcal{S}_{\mu\nu}^s$ that originates from the Dirac trace is

$$\mathcal{S}_{\mu\nu}^s = K_\mu^\parallel Q_\nu^\parallel + Q_\mu^\parallel K_\nu^\parallel - g_{\mu\nu}^\parallel ((K \cdot Q)_\parallel - m_f^2), \quad (4.6)$$

where the Lorentz indices μ and ν are restricted to longitudinal values because of dimensional reduction to (1+1) dimension and forbids to take any transverse values. Now we use Eq. (2.13b) and Eq. (2.13c) to rewrite $S_{\mu\nu}$ as

$$\begin{aligned}
\mathcal{S}_{\mu\nu}^s &= (k_0 u_\mu - k_3 n_\mu)(q_0 u_\nu - q_3 n_\nu) + (q_0 u_\mu - q_3 n_\mu)(k_0 u_\nu - k_3 n_\nu) \\
&\quad - (u_\mu u_\nu - n_\mu n_\nu) ((k \cdot q)_\parallel - m_f^2) \\
&= u_\mu u_\nu (k_0 q_0 + k_3 q_3 + m_f^2) + n_\mu n_\nu (k_0 q_0 + k_3 q_3 - m_f^2) \\
&\quad - (u_\mu n_\nu + n_\mu u_\nu) (k_0 q_3 + k_3 q_0). \quad (4.7)
\end{aligned}$$

4.1.2 Form factors and Debye mass

First we evaluate the form factors in Eqs. (2.26a), (2.26b) and (2.26c) in strong field approximation as

$$c = R^{\mu\nu} \Pi_{\mu\nu}^s = 0, \quad (4.8a)$$

$$\begin{aligned}
b &= B^{\mu\nu} \Pi_{\mu\nu}^s = \frac{u^\mu u^\nu}{\bar{u}^2} \Pi_{\mu\nu}^s \\
&= e^{-p_\perp^2/2eB} \frac{e^3 B}{\pi \bar{u}^2} T \sum_{k_0} \int \frac{dk_3}{2\pi} \frac{k_0 q_0 + k_3 q_3 + m_f^2}{(K_\parallel^2 - m_f^2)(Q_\parallel^2 - m_f^2)}, \quad (4.8b)
\end{aligned}$$

$$d = (V^{\mu\nu} - B^{\mu\nu} - R^{\mu\nu}) \Pi_{\mu\nu}^s = \left(g^{\mu\nu} - \frac{u^\mu u^\nu}{\bar{u}^2} \right) \Pi_{\mu\nu}^s = (\Pi_\mu^\mu)^s - b. \quad (4.8c)$$

Now, combining Eq. (4.8b) and the Hard Thermal Loop (HTL) approximation [46] one can have

$$b = e^{-p_\perp^2/2eB} \frac{e^3 B}{\pi \bar{u}^2} T \sum_{k_0} \int \frac{dk_3}{2\pi} \left[\frac{1}{(K_\parallel^2 - m_f^2)} + \frac{2(k_3^2 + m_f^2)}{(K_\parallel^2 - m_f^2)(Q_\parallel^2 - m_f^2)} \right]$$

$$\begin{aligned}
&= e^{-p_\perp^2/2eB} \frac{e^3 B}{\pi \bar{u}^2} \int \frac{dk_3}{2\pi} \left[-\frac{n_F(E_{k_3})}{E_{k_3}} \right. \\
&\quad \left. + \left\{ \frac{n_F(E_{k_3})}{E_{k_3}} + \frac{\partial n_F(E_{k_3})}{\partial k_3} \left(\frac{\hat{k}_3 p_3}{p_0 - p_3 k_3/E_{k_3}} \right) \right\} \right] \\
&= e^{-p_\perp^2/2eB} \frac{e^3 B}{\pi \bar{u}^2} \int \frac{dk_3}{2\pi} \frac{k_3}{E_{k_3}} \frac{\partial n_F(E_{k_3})}{\partial E_{k_3}} \left(\frac{p_3}{p_0 - p_3 k_3/E_{k_3}} \right). \tag{4.9}
\end{aligned}$$

Using Eq. (4.9) in Eq. (2.26d) one also can directly calculate the Debye screening mass in QED as

$$\begin{aligned}
m_D^2 &= \bar{u}^2 b|_{p_0=0, \mathbf{p} \rightarrow 0} = -\frac{e^3 B}{\pi} \int \frac{dk_3}{2\pi} \frac{\partial n_F(E_{k_3})}{\partial E_{k_3}} \\
&= \frac{e^3 B}{\pi T} \int \frac{dk_3}{2\pi} n_F(E_{k_3}) (1 - n_F(E_{k_3})). \tag{4.10}
\end{aligned}$$

which matches with the expression of QED Debye mass calculated in Refs. [47, 48] where three distinct scales (m_f^2 , T^2 and eB) were clearly evident for massive quarks.

Now using Eq. (4.10) in Eq. (4.9), the form factor b can be expressed in terms of m_D as

$$b = -e^{-p_\perp^2/2eB} \left(\frac{m_D}{\bar{u}} \right)^2 \frac{p_3}{p_0 - p_3}. \tag{4.11}$$

The form factor d then becomes

$$d = (\Pi_\mu^\mu)^s + e^{-p_\perp^2/2eB} \left(\frac{m_D}{\bar{u}} \right)^2 \frac{p_3}{p_0 - p_3}. \tag{4.12}$$

where the expression for $(\Pi_\mu^\mu)^s$ is given in Eq. (A.3) in Appendix A.

Also in the strong field approximation, $|eB| \gg T^2 \gg m_f^2$, one can neglect the quark mass m_f , as to get an analytic expression of Debye mass as

$$m_D^2 = \frac{e^3 B}{\pi T} \int_0^\infty \frac{dk_3}{2\pi} n_F(k_3) [1 - n_F(k_3)] = \frac{e^3 B}{4\pi^2}, \tag{4.13}$$

which agrees with that obtained in Ref. [48].

4.1.3 Dispersion

As discussed in Eq. (3.10), the dispersion relations for photon in strong field approximation with LLL read

$$P^2 - b = 0, \tag{4.14a}$$

$$P^2 - c = 0, \tag{4.14b}$$

$$P^2 - d = 0. \tag{4.14c}$$

where the form factors are given, respectively, in Eqs. (4.8a), (4.11) and (4.12). As found $c = 0$ and both b and d are non-zero but have negligibly small contributions (~ 0). So, in strong field approximation with LLL, all three dispersion relations resemble the free dispersion of photon. The reason for which could be understood in the following way: the projection operators, $(1 \pm i\gamma_1\gamma_2)$, that appears in the (anti)fermion propagator in Eq. (4.3) aligns the spin of the fermions in LLL along the magnetic field direction. This means that the two fermions from LLL make the photon spin equals to zero in the field direction and there is no polarization in the transverse direction as evident from Eq. (4.8a). This is because in strong field approximation there is an effective dimensional reduction from (3+1) to (1 + 1) dimension in LLL, which causes three dispersion relations to merge to a single one.

4.2 Gauge boson in weakly magnetised hot medium

As discussed earlier we recall that, in weak field approximation, one is restricted in the domain $m_f^2 \ll |eB| \ll T^2$. Since fermion mass is very small, we use the thermal mass of fermion $m_f = m_f^{\text{th}} = eT/\sqrt{8}$ for QED system [37, 38].

4.2.1 One-loop photon self-energy

The fermion propagator in a weak magnetic field can be written up to an $\mathcal{O}[(eB)^2]$ as

$$\begin{aligned} iS_m^w(k) &= i \frac{\not{K}}{K^2 - m_f^2} + i \frac{\gamma_5 \{ (K \cdot n) \not{u} - (K \cdot u) \not{n} \}}{(K^2 - m_f^2)^2} eB \\ &\quad + i 2(eB)^2 \left[\frac{\{ (K \cdot u) \not{u} - (K \cdot n) \not{n} \} - \not{K}}{(K^2 - m_f^2)^3} - \frac{k_\perp^2 \not{K}}{(K^2 - m_f^2)^4} \right] + \mathcal{O}[(eB)^3] \\ &= S_0 + S_1 + S_2 + \mathcal{O}[(eB)^3], \end{aligned} \quad (4.15)$$

where S_0 is the continuum free field propagator in absence of B whereas S_1 and S_2 are, respectively, $\mathcal{O}[(eB)]$ and $\mathcal{O}[(eB)^2]$ correction terms in presence of B . The photon self-energy from the Feynman diagram in Fig. 3 can be written as

$$\Pi_{\mu\nu}^w(P) = ie^2 \int \frac{d^4K}{(2\pi)^4} \text{Tr} [\gamma_\mu S_m^w(K) \gamma_\nu S_m^w(Q)]. \quad (4.16)$$

Using Eq. (4.15) the self-energy in weak field approximation upto an $\mathcal{O}[(eB)^2]$ can be decomposed as

$$\Pi_{\mu\nu}^w(P) = \Pi_{\mu\nu}^0(P) + \delta\Pi_{\mu\nu}^a(P) + 2\delta\Pi_{\mu\nu}^b(P) + \mathcal{O}[(eB)^3], \quad (4.17)$$

where the first term $\Pi_{\mu\nu}^0$, containing two S_0 , is the leading order perturbative term in absence of B whereas the remaining two terms are $(eB)^2$ order corrections. However,

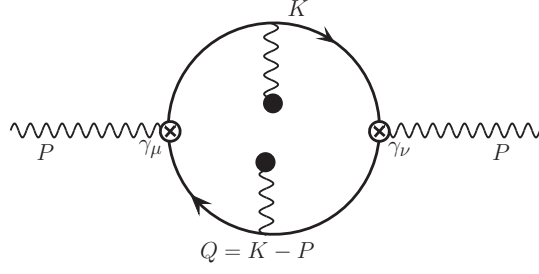


Figure 3: Photon polarization tensor in weak field approximation.

we note that $\mathcal{O}[(eB)]$ vanishes according to Furry's theorem since the expectation value of any odd number of electromagnetic currents must vanish due to the charge conjugation symmetry.

Now the first and second terms in Eq. (4.17) can be written as

$$\begin{aligned}\Pi_{\mu\nu}^0(P) &= ie^2 \int \frac{d^4 K}{(2\pi)^4} \text{Tr} [\gamma_\mu S_0(K) \gamma_\nu S_0(Q)] \\ &= ie^2 \int \frac{d^4 K}{(2\pi)^4} [8K_\mu K_\nu - 4K^2 g_{\mu\nu}] \frac{1}{(K^2 - m_f^2)(Q^2 - m_f^2)},\end{aligned}\quad (4.18)$$

$$\begin{aligned}\delta\Pi_{\mu\nu}^a(P) &= ie^2 \int \frac{d^4 K}{(2\pi)^4} \text{Tr} [\gamma_\mu S_1(K) \gamma_\nu S_1(Q)], \\ &= ie^2 (eB)^2 \int \frac{d^4 K}{(2\pi)^4} \frac{U_{\mu\nu}}{(K^2 - m_f^2)^2 (Q^2 - m_f^2)^2},\end{aligned}\quad (4.19)$$

where in the numerator we have neglected the mass of the quark and the external momentum P due to HTL approximation. The tensor structure of the self-energy correction in weak field approximation comes out to be

$$\begin{aligned}U_{\mu\nu} &= 4(K \cdot u)(Q \cdot u)(2n_\mu n_\nu + g_{\mu\nu}) + 4(K \cdot n)(Q \cdot n)(2u_\mu u_\nu - g_{\mu\nu}) \\ &\quad - 4[(K \cdot u)(Q \cdot n) + (K \cdot n)(Q \cdot u)](u_\mu n_\nu + u_\nu n_\mu) + 4m_f^2 g_{\mu\nu} \\ &\quad + 8m_f^2 (g_{1\mu} g_{1\nu} + g_{2\mu} g_{2\nu}).\end{aligned}\quad (4.20)$$

The third term in Eq. (4.17) can be written as

$$\begin{aligned}\delta\Pi_{\mu\nu}^b(P) &= ie^2 \int \frac{d^4 K}{(2\pi)^4} \text{Tr} [\gamma_\mu S_2(K) \gamma_\nu S_0(Q)] \\ &= 2i(e^2 B)^2 \int \frac{d^4 K}{(2\pi)^4} \left[\frac{X_{\mu\nu}}{(K^2 - m_f^2)^3 (Q^2 - m_f^2)} - \frac{(K_\parallel^2 - m_f^2) W_{\mu\nu}}{(K^2 - m_f^2)^4 (Q^2 - m_f^2)} \right]\end{aligned}\quad (4.21)$$

where

$$\begin{aligned}X_{\mu\nu} &= 4[(K \cdot u)(u_\mu Q_\nu + u_\nu Q_\mu) - (K \cdot n)(n_\mu Q_\nu + n_\nu Q_\mu) \\ &\quad + \{(K \cdot n)(Q \cdot n) - (K \cdot u)(Q \cdot u) + m_f^2\} g_{\mu\nu}],\end{aligned}\quad (4.22a)$$

$$W_{\mu\nu} = 4(K_\mu Q_\nu + Q_\mu K_\nu) - 4(K \cdot Q - m_f^2) g_{\mu\nu}.\quad (4.22b)$$

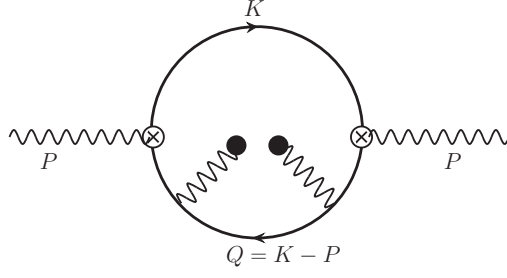


Figure 4: The order of $(eB)^2$ corrections to the photon polarization tensor in weak field approximation.

4.2.2 Computation of Form factors and Debye mass of $\mathcal{O}[(eB)^0]$ term

In this subsection, we calculate the coefficients b, c, d that appear in the general self-energy tensor in Eq. (2.22) in the weak magnetic field limit by calculating $\mathcal{O}[(eB)^0]$ terms which are denoted by b_0, c_0, d_0 .

The form factor b_0 in absence of magnetic field can be written from Eq. (2.26d) as

$$b_0(p_0, p) = \frac{1}{\bar{u}^2} \Pi_{00}^0(P). \quad (4.23)$$

where

$$\Pi_{00}^0(P) = ie^2 \int \frac{d^4 K}{(2\pi)^4} [8k_0^2 - 4K^2] \frac{1}{(K^2 - m_f^2)(Q^2 - m_f^2)}. \quad (4.24)$$

Using the hard thermal loop (HTL) approximation [37] and performing the frequency sum, one can write

$$\Pi_{00}^0(P) = -4e^2 \int \frac{k^2 dk}{2\pi^2} \frac{dn_F(k)}{dk} \int \frac{d\Omega}{4\pi} \left(1 - \frac{p_0}{P \cdot \hat{K}} \right), \quad (4.25)$$

for $m_f = 0$.

Now the QED Debye mass in the absence of the magnetic field can directly be obtained using Eq. (2.26d) as

$$m_D^2 = \Pi_0^{00} \Big|_{p_0=0, \mathbf{p} \rightarrow 0} = \bar{u}^2 b_0 \Big|_{p_0=0, \mathbf{p} \rightarrow 0} = -4e^2 \int \frac{k^2 dk}{2\pi^2} \frac{dn_F(k)}{dk} = \frac{e^2 T^2}{3}. \quad (4.26)$$

Using Eq. (4.26) in Eq. (4.25), we get

$$\begin{aligned} \Pi_{00}^0(P) &= m_D^2 \int \frac{d\Omega}{4\pi} \left(1 - \frac{p_0}{p_0 - \mathbf{p} \cdot \hat{\mathbf{k}}} \right) \\ &= m_D^2 \int \frac{\sin \theta d\theta}{2} \left(1 - \frac{p_0}{\sqrt{(p_0 - p_3 \cos \theta)^2 - p_1^2 \sin^2 \theta}} \right) \end{aligned}$$

$$= m_D^2 \left(1 - \frac{p_0}{2p} \log \frac{p_0 + p}{p_0 - p} \right), \quad (4.27)$$

where we use $p = \sqrt{p_1^2 + p_3^2}$ as p lies in xz plane as shown Fig. 1. The form factor in Eq. (4.23) becomes

$$b_0(p_0, p) = \frac{m_D^2}{\bar{u}^2} \left(1 - \frac{p_0}{2p} \log \frac{p_0 + p}{p_0 - p} \right), \quad (4.28)$$

which agrees with the HTL longitudinal form factor $\Pi_L(p_0, p)$ [37].

Similarly, we will calculate here the coefficients c_0 and d_0 explicitly.

$$\begin{aligned} c_0(p_0, p) &= R^{\mu\nu} \Pi_{\mu\nu}^0(P) \\ &= (\Pi^0)_\mu^\mu(P) - \Pi_{00}^0(P) + \Pi_{33}^0(P) \\ &\quad + \frac{1}{p_\perp^2} \left[p_0^2 \Pi_{00}^0(P) + p_3^2 \Pi_{33}^0(P) - 2p_0 p_3 \Pi_{03}^0(P) \right] \\ &= (\Pi^0)_\mu^\mu(P) + \frac{1}{p_\perp^2} \left[(p_0^2 - p_\perp^2) \Pi_{00}^0(P) + p^2 \Pi_{33}^0(P) - 2p_0 p_3 \Pi_{03}^0(P) \right], \end{aligned} \quad (4.29)$$

and

$$\begin{aligned} d_0(p_0, p) &= Q^{\mu\nu} \Pi_{\mu\nu}^0(P) \\ &= -\frac{p^2}{p_\perp^2} \left[\Pi_{33}^0(P) - \frac{2p_0 p_3}{p^2} \Pi_{03}^0(P) + \frac{p_0^2 p_3^2}{p^4} \Pi_{00}^0(P) \right]. \end{aligned} \quad (4.30)$$

We note that Π_{00}^0 is already calculated in Eq. (4.27) and one needs to calculate the remaining two components of $\Pi_{\mu\nu}^0(P)$ which are as follows:

$$\begin{aligned} \Pi_{03}^0(P) &= ie^2 \int \frac{d^4 K}{(2\pi)^4} \frac{8k_0 k_3}{K^2 Q^2} = -m_D^2 \int \frac{d\Omega}{4\pi} \frac{p_0 \hat{k}_3}{P \cdot \hat{K}} \\ &= -m_D^2 \int \frac{\sin \theta d\theta d\phi}{4\pi} \frac{p_0 \cos \theta}{p_0 - p_1 \sin \theta \cos \phi - p_3 \cos \theta} \\ &= m_D^2 \frac{p_0 p_3}{p_1^2 + p_3^2} \left(1 - \frac{p_0}{2\sqrt{p_1^2 + p_3^2}} \log \frac{(p_0 + \sqrt{p_1^2 + p_3^2})^2}{p_0^2 - p_1^2 - p_3^2} \right) \\ &= m_D^2 \frac{p_0 p_3}{p^2} \left(1 - \frac{p_0}{2p} \log \frac{p_0 + p}{p_0 - p} \right), \end{aligned} \quad (4.31)$$

and

$$\begin{aligned} \Pi_{33}^0(P) &= ie^2 \int \frac{d^4 K}{(2\pi)^4} \frac{8k_3^2 + 4K^2}{(K^2 - m_f^2)(Q^2 - m_f^2)} = -m_D^2 \int \frac{d\Omega}{4\pi} \frac{p_0 \hat{k}_3^2}{P \cdot \hat{K}} \\ &= -m_D^2 \int \frac{\sin \theta d\theta}{2} \frac{p_0 \cos^2 \theta}{\sqrt{(p_0 - p_3 \cos \theta)^2 - p_1^2 \sin^2 \theta}} \end{aligned}$$

$$= m_D^2 \frac{3p_3^2 - p^2}{p^2} \frac{p_0^2}{2p^2} \left(1 - \frac{p_0}{2p} \log \frac{p_0 + p}{p_0 - p} \right) + m_D^2 \frac{p_3^2 - p^2}{2p^2} \frac{p_0}{2p} \log \frac{p_0 + p}{p_0 - p} \quad (4.32)$$

Using the results from Eqs. (4.27), (4.31), and (4.32), $c_0(p_0, p)$ and $d_0(p_0, p)$ become

$$c_0(p_0, p) = d_0(p_0, p) = \frac{m_D^2}{2p^2} \left[p_0^2 - (p_0^2 - p^2) \frac{p_0}{2p} \log \frac{p_0 + p}{p_0 - p} \right], \quad (4.33)$$

which agrees with the HTL transverse form factor $\Pi_T(p_0, p)$ [37].

4.2.3 Computation of Form factors and Debye mass of $\mathcal{O}[(eB)^2]$ terms

In this subsection, we calculate the $\mathcal{O}[(eB)^2]$ coefficients of b, c, d which are denoted by b_2, c_2, d_2 , respectively.

The form factor b_2 , $\mathcal{O}(eB)^2$ term of the coefficient b , has been computed in Eq. (D.13) of appendix D as

$$\begin{aligned} b_2 &= \frac{1}{\bar{u}^2} \left[\delta \Pi_{00}^a(P) + 2\delta \Pi_{00}^b(P) \right] \\ &= \frac{\delta m_D^2}{\bar{u}^2} + \frac{2(e^2 B)^2}{\bar{u}^2 \pi^2} \left[\left(g_k + \frac{\pi m_f - 4T}{32m_f^2 T} \right) (A_0 - A_2) \right. \\ &\quad \left. + \left(f_k + \frac{8T - \pi m_f}{128m_f^2 T} \right) \left(\frac{5A_0}{3} - A_2 \right) \right]. \end{aligned} \quad (4.34)$$

and also the Debye screening mass of $\mathcal{O}(eB)^2$ as obtained in Eq. (D.8) of appendix D as

$$\begin{aligned} \delta m_D^2 &= -\frac{2e^2}{3\pi^2} (eB)^2 \left[\left(\frac{\partial}{\partial(m_f^2)} \right)^2 + m_f^2 \left(\frac{\partial}{\partial(m_f^2)} \right)^3 \right] \\ &\quad \times m_f^2 \sum_{l=1}^{\infty} (-1)^{l+1} \left[K_2 \left(\frac{m_f l}{T} \right) - K_0 \left(\frac{m_f l}{T} \right) \right] \\ &= \frac{e^2}{6\pi^2 T^2} (eB)^2 \sum_{l=1}^{\infty} (-1)^{l+1} l^2 K_0 \left(\frac{m_f l}{T} \right). \end{aligned} \quad (4.35)$$

We obtain $\mathcal{O}(eB)^2$ term of the coefficient c in Eq. (E.2) of appendix E as

$$\begin{aligned} c_2 &= R^{\mu\nu} (\delta \Pi_{\mu\nu}^a + 2\delta \Pi_{\mu\nu}^b) \\ &= -\frac{8(e^2 B)^2}{3\pi^2} g_k + \frac{(e^2 B)^2}{\pi^2} \left(g_k + \frac{\pi m_f - 4T}{32m_f^2 T} \right) \times \left[-\frac{7p_0^2}{3p_1^2} + \left(2 + \frac{3p_0^2}{2p_1^2} \right) A_0 \right. \\ &\quad \left. + \left(\frac{3}{2} + \frac{5p_0^2}{2p_1^2} + \frac{3p_3^2}{2p_1^2} \right) A_2 - \frac{3p_0 p_3}{p_1^2} A_1 - \frac{5}{2} \left(1 - \frac{p_3^2}{p_1^2} \right) A_4 - \frac{5p_0 p_3}{p_1^2} A_3 \right]. \end{aligned} \quad (4.36)$$

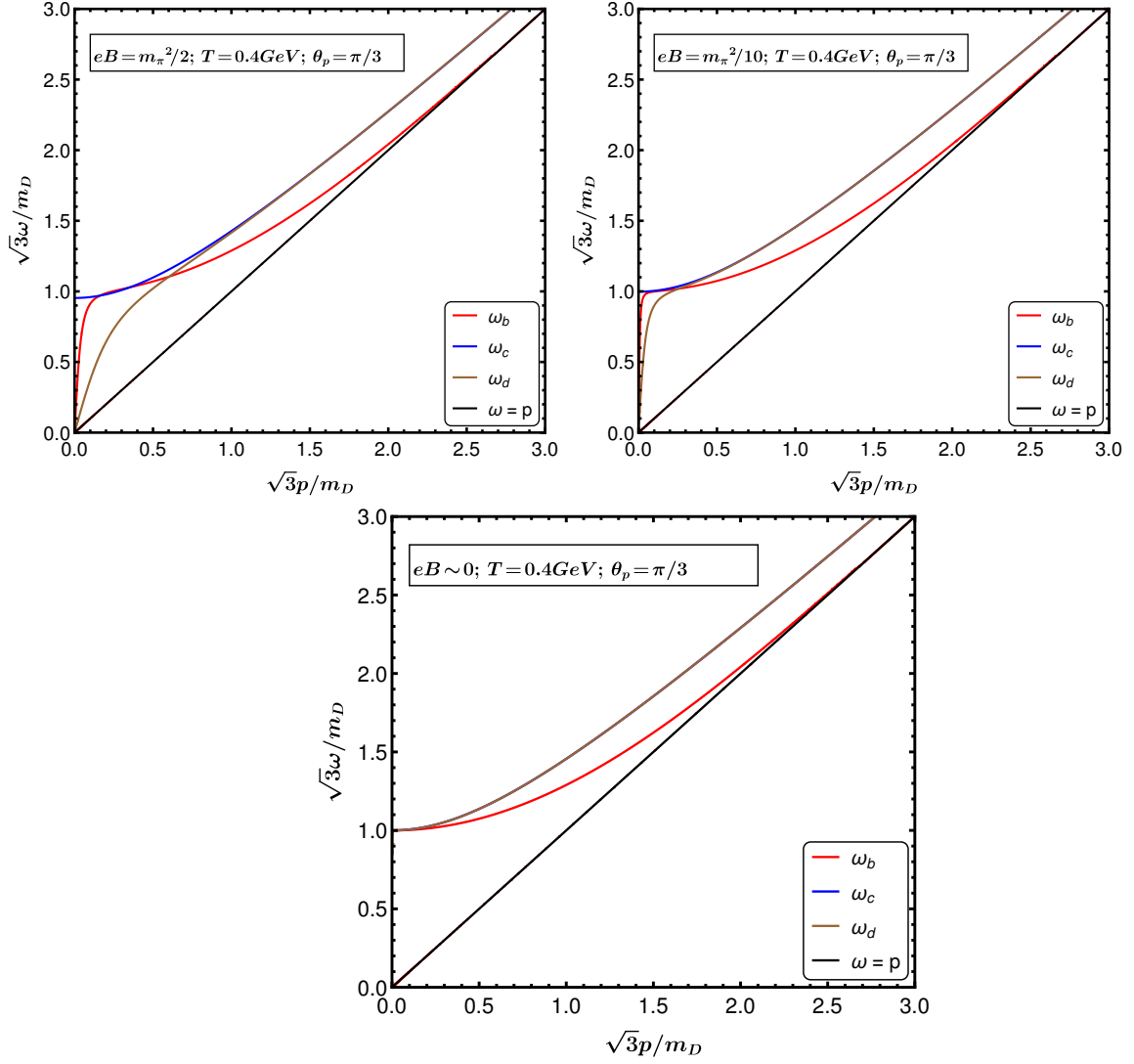


Figure 5: Photon dispersion curves for $\theta_p = \pi/3$ but with varying magnetic field strength $|eB| = m_\pi^2/2$, $m_\pi^2/10$ and $m_\pi^2/800(\sim 0)$.

We calculate the $\mathcal{O}(eB)^2$ term of the coefficient d in appendix F as

$$d_2 = Q^{\mu\nu}(\delta\Pi_{\mu\nu}^a + 2\delta\Pi_{\mu\nu}^b) = F_1 + F_2, \quad (4.37)$$

where F_1 and F_2 can be found in Eqs. (F.2) and (F.3), respectively.

4.2.4 Dispersion

In weak field approximation the dispersion relation can now be written as

$$P^2 - b = P^2 - \Pi_L - b_2 = 0, \quad (4.38a)$$

$$P^2 - c = P^2 - \Pi_T - c_2 = 0, \quad (4.38b)$$

$$P^2 - d = P^2 - \Pi_T - d_2 = 0. \quad (4.38c)$$

We note that the dispersion relations are scaled by $m_D/\sqrt{3}$. As seen that there are three distinct modes when a photon propagates in hot magnetised material medium. The magnetised plasmon mode with energy ω_b appears due to the form factor b whereas two transverse modes with energy ω_c and ω_d are, respectively, due to the form factors c and d . The presence of magnetic field lifts the degeneracy of the transverse mode found only in a thermal medium.

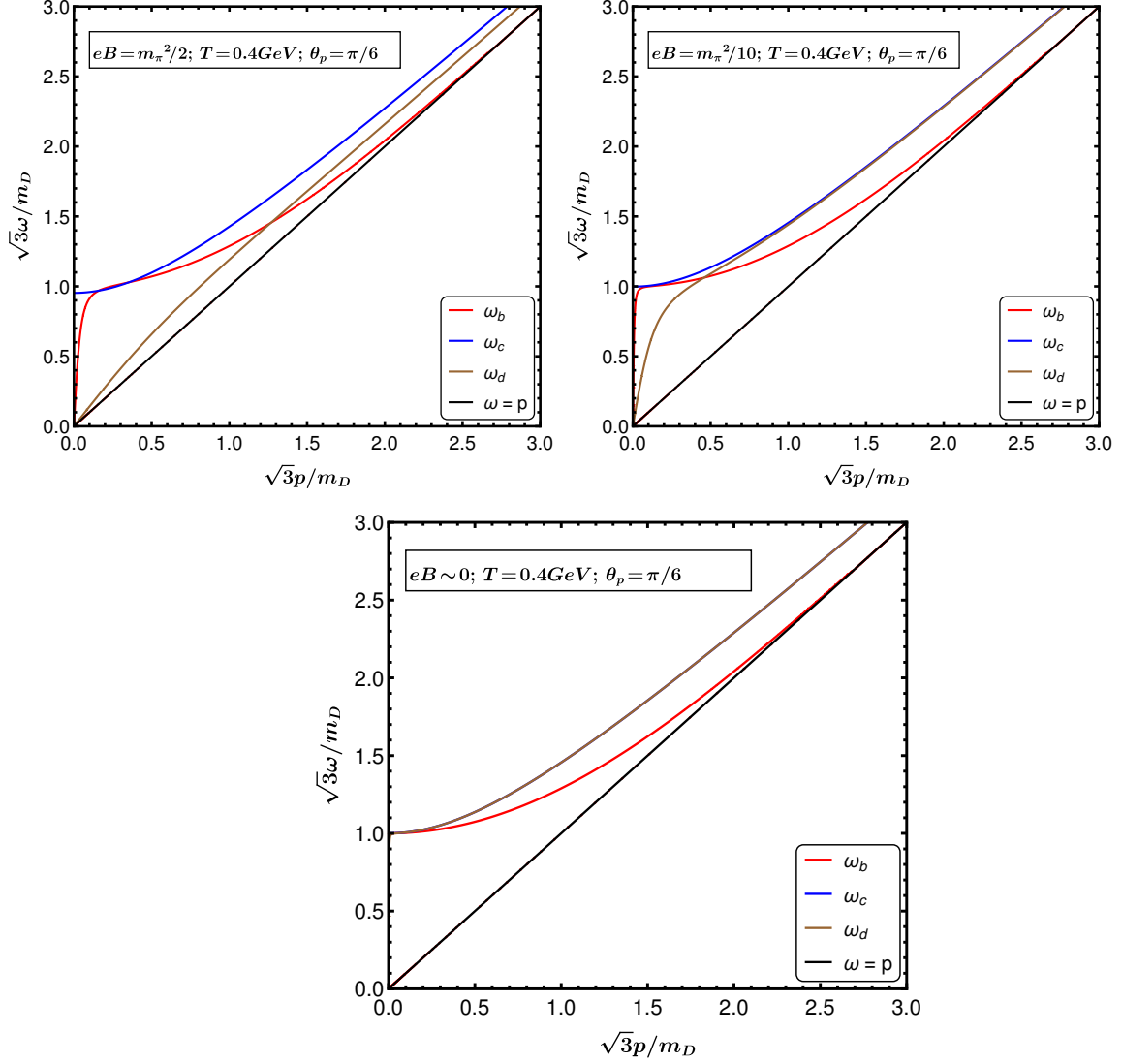


Figure 6: Right panel: Same as left panel but for $\theta_p = \pi/6$.

Now, the dispersion curves for photon is displayed in Fig. 5 when it propagates at an angle $\theta_p = \pi/3$ with the direction of the magnetic field. We have chosen three different values of magnetic field $|eB| = m_\pi^2/2$, $m_\pi^2/10$ and $m_\pi^2/800 (\sim 0)$; m_π is the pion mass. For a given magnetic field strength, say $|eB| = m_\pi^2/2$, one finds two zero modes and one massive mode. The two zero modes comprise a plasmon

and a transverse mode. We note that there is a cancellation between thermal and magnetic mass that causes massless mode to appear in a hot magnetized medium. As the field strength decreases, the dispersion curves of photon approach to those of thermal medium which can be seen for the field strength, $|eB| = m_\pi^2/800 (\sim 0)$. In Fig. 6 we have also displayed the dispersion of photon when it propagates at an angle $\theta_p = \pi/6$.

5 Conclusion

In this article, we have constructed the general structure of two point functions (self-energy and propagator) of a gauge boson when it travels through a magnetized thermal medium. The Lorentz (boost) invariance is broken due to heat bath whereas rotational invariance is broken due to presence of a background magnetic field. Based on gauge invariance and symmetry property of the gauge boson self-energy, the general Lorentz structure is obtained by using three mutually orthogonal projection tensors in contrary to four tensors all of which are not projection tensor and also not orthogonal. We emphasize that because of the three independent projection tensors we could able to obtain *a very simplified structure of the effective gauge boson propagator in a magnetized hot medium akin to that of a thermal medium*.

We used this effective propagator to study the dispersion spectra of a photon in hot magnetized medium. In strong field approximation, one finds three degenerate massless modes of a gauge boson akin in LLL due to dimensional reduction. On the other hand in weak field approximation one finds there distinct modes, viz., one magnetized massless plasmon, one massless transverse mode and one massive transverse mode. Interestingly, the massless modes or zero modes appear due to the cancellation of thermal and magnetic mass. The calculation for photon can trivially be extended to gluon. We further note that the effective propagator obtained here can conveniently be used to study the various quantities in QED and QCD plasma. We, further, note that a calculation is in progress to obtain various thermodynamic quantities using the general structure of the gauge boson here and fermions in Ref. [34] of a magnetized hot QCD plasma.

6 Acknowledgement

BK and MGM would like to acknowledge very useful discussion with Palash B Pal. BK would also like to thank Avik Banerjee for helpful discussion. AB is supported by the National Post Doctoral Program CAPES (PNPD/CAPES), Govt. of Brazil. NH is funded by the Alexander von Humboldt Foundation, Germany as an Alexander von Humboldt postdoctoral fellow. BK and MGM were funded by the Department of Atomic Energy (DAE), India via the project TPAES.

A Calculation of $(\Pi_\mu^\mu)^s$ in strong field approximation

Now combining Eqs. (4.5) and (4.7) and then contracting with $g^{\mu\nu}$ one can obtain $(\Pi_\mu^\mu)^s$ as

$$\begin{aligned}
(\Pi_\mu^\mu)^s &= e^{-p_\perp^2/2eB} \frac{e^3 B}{\pi} T \sum_{k_0} \int \frac{dk_3}{2\pi} \frac{2m_f^2}{(K_\parallel^2 - m_f^2)(Q_\parallel^2 - m_f^2)} \\
&\approx 2m_f^2 e^{-p_\perp^2/2eB} \frac{e^3 B}{\pi} \int \frac{dk_3}{2\pi} \left[\frac{1}{2E_{k_3}^2} \left\{ \frac{n_F(E_{k_3})}{E_{k_3}} + \frac{k_3}{E_{k_3}} \frac{\partial n_F(E_{k_3})}{\partial E_{k_3}} \frac{p_3}{p_0 - p_3 k_3/E_{k_3}} \right\} \right] \\
&\approx 2m_f^2 e^{-p_\perp^2/2eB} \frac{e^3 B}{\pi} \int \frac{dk_3}{2\pi} \left[-\frac{\partial}{\partial(m_f^2)} \frac{n_F(E_{k_3})}{E_{k_3}} \left(1 - \frac{p_0}{p_0 - p_3}\right) + \frac{n_F(E_{k_3})}{2E_{k_3}^3} \frac{p_0}{p_0 - p_3} \right] \\
&= 2m_f^2 e^{-p_\perp^2/2eB} \frac{e^3 B}{2\pi^2} \left[-\frac{1}{4m_f^2} \left(\frac{p_3}{p_0 - p_3} \right) \right. \\
&\quad \left. + \left(\frac{1}{4m_f^2} - \frac{\pi}{16m_f T} + \frac{7\zeta(3)}{16\pi^2 T^2} \right) \frac{p_0}{p_0 - p_3} \right]. \tag{A.1}
\end{aligned}$$

where

$$\begin{aligned}
\int dk_3 \frac{n_F(E_{k_3})}{E_{k_3}} &= -\frac{1}{2} \log \frac{m_f}{\pi T} - \frac{\gamma_E}{2}, \\
-\frac{\partial}{\partial(m_f^2)} \int dk_3 \frac{n_F(E_{k_3})}{E_{k_3}} &= \frac{1}{4m_f^2}, \\
\int dk_3 \frac{n_F(E_{k_3})}{2E_{k_3}^3} &= \frac{1}{4m_f^2} - \frac{\pi}{16m_f T} + \frac{7\zeta(3)}{16\pi^2 T^2}. \tag{A.2}
\end{aligned}$$

Now, using Eq. (4.12) we have

$$\begin{aligned}
d &= 2m_f^2 e^{-p_\perp^2/2eB} \frac{e^3 B}{2\pi^2} \left[-\frac{1}{4m_f^2} \left(\frac{p_3}{p_0 - p_3} \right) \right. \\
&\quad \left. + \left(\frac{1}{4m_f^2} - \frac{\pi}{16m_f T} + \frac{7\zeta(3)}{16\pi^2 T^2} \right) \frac{p_0}{p_0 - p_3} \right] + e^{-p_\perp^2/2eB} \left(\frac{m_D}{\bar{u}} \right)^2 \frac{p_3}{p_0 - p_3}. \tag{A.3}
\end{aligned}$$

B Simplification using HTL approximation

Now, based on HTL approximation we simplify the terms in Eq. (D.1) as

$$\begin{aligned}
&\frac{\partial}{\partial(m_f^2)} \frac{1}{(K^2 - m_f^2)^2 (Q^2 - m_f^2)} \\
&= \frac{2}{(K^2 - m_f^2)^3 (Q^2 - m_f^2)} + \frac{1}{(K^2 - m_f^2)^2 (Q^2 - m_f^2)^2}
\end{aligned}$$

$$\simeq \frac{3}{(K^2 - m_f^2)^3(Q^2 - m_f^2)}, \quad (\text{B.1a})$$

$$\begin{aligned} & \frac{\partial}{\partial(m_f^2)} \frac{1}{(K^2 - m_f^2)^3(Q^2 - m_f^2)} \\ &= \frac{3}{(K^2 - m_f^2)^3(Q^2 - m_f^2)} + \frac{1}{(K^2 - m_f^2)^3(Q^2 - m_f^2)^2} \\ &\simeq \frac{4}{(K^2 - m_f^2)^3(Q^2 - m_f^2)}, \end{aligned} \quad (\text{B.1b})$$

$$\begin{aligned} & \frac{\partial}{\partial(m_f^2)} \frac{1}{(K^2 - m_f^2)^n(Q^2 - m_f^2)} \\ &\approx \frac{\partial}{\partial(k^2)} \frac{1}{(K^2 - m_f^2)^n(Q^2 - m_f^2)} = \frac{1}{2k} \frac{\partial}{\partial k} \frac{1}{(K^2 - m_f^2)^n(Q^2 - m_f^2)}, \end{aligned} \quad (\text{B.1c})$$

$$\begin{aligned} & \int \frac{d^4 K}{(2\pi)^4} \frac{1}{(K^2 - m_f^2)^2(Q^2 - m_f^2)} \\ &= -2 \int \frac{d^4 K}{(2\pi)^4} \frac{k^2}{(K^2 - m_f^2)^3(Q^2 - m_f^2)} \\ &= \frac{16}{5} \int \frac{d^4 K}{(2\pi)^4} \frac{k^4}{(K^2 - m_f^2)^4(Q^2 - m_f^2)}. \end{aligned} \quad (\text{B.1d})$$

C Frequency sum

$$\begin{aligned} & i \int \frac{d^4 K}{(2\pi)^4} \frac{1}{(K^2 - m_f^2)(Q^2 - m_f^2)} \\ &= \int \frac{k^2 dk}{2\pi^2} \int \frac{d\Omega}{4\pi} \frac{1}{2E_k^2} \left[\frac{n_F(E_k)}{E_k} + \frac{\partial n_F(E_k)}{\partial k} \frac{\mathbf{p} \cdot \hat{\mathbf{k}}}{p_0 - \mathbf{p} \cdot \hat{\mathbf{k}} k/E_k} \right] \\ &= \int \frac{k^2 dk}{2\pi^2} \int \frac{d\Omega}{4\pi} \frac{1}{2E_k^2} \left[\frac{n_F(E_k)}{E_k} + \frac{\partial n_F(E_k)}{\partial E_k} \frac{\mathbf{p} \cdot \hat{\mathbf{k}}}{p_0 E_k/k - \mathbf{p} \cdot \hat{\mathbf{k}}} \right] \\ &\approx \int \frac{k^2 dk}{2\pi^2} \int \frac{d\Omega}{4\pi} \frac{1}{2E_k^2} \left[\frac{n_F(E_k)}{E_k} + \frac{\partial n_F(E_k)}{\partial E_k} \frac{\mathbf{p} \cdot \hat{\mathbf{k}}}{p_0 - \mathbf{p} \cdot \hat{\mathbf{k}}} \right] \\ &= \int \frac{k^2 dk}{2\pi^2} \int \frac{d\Omega}{4\pi} \left[\frac{1}{2E_k^2} \frac{n_F(E_k)}{E_k} - \frac{1}{2E_k^2} \frac{\partial n_F(E_k)}{\partial E_k} + \frac{1}{2E_k^2} \frac{\partial n_F(E_k)}{\partial E_k} \frac{p_0}{p_0 - \mathbf{p} \cdot \hat{\mathbf{k}}} \right] \\ &= \int \frac{k^2 dk}{2\pi^2} \int \frac{d\Omega}{4\pi} \left[-\frac{\partial}{\partial(E_k^2)} \frac{n_F(E_k)}{E_k} + \frac{1}{E_k} \frac{\partial n_F(E_k)}{\partial(E_k^2)} \frac{p_0}{P \cdot \hat{K}} \right] \\ &= \int \frac{k^2 dk}{2\pi^2} \int \frac{d\Omega}{4\pi} \left[-\frac{\partial}{\partial(m_f^2)} \frac{n_F(E_k)}{E_k} + \frac{1}{E_k} \frac{\partial n_F(E_k)}{\partial(m_f^2)} \frac{p_0}{P \cdot \hat{K}} \right] \\ &= \int \frac{k^2 dk}{2\pi^2} \int \frac{d\Omega}{4\pi} \left[-\frac{\partial}{\partial(m_f^2)} \frac{n_F(E_k)}{E_k} + \frac{\partial}{\partial(m_f^2)} \frac{n_F(E_k)}{E_k} \frac{p_0}{P \cdot \hat{K}} + \frac{n_F(E_k)}{2E_k^3} \frac{p_0}{P \cdot \hat{K}} \right] \end{aligned}$$

$$= -\frac{\partial}{\partial(m_f^2)} \int \frac{k^2 dk}{2\pi^2} \frac{n_F(E_k)}{E_k} \int \frac{d\Omega}{4\pi} \left[1 - \frac{p_0}{P \cdot \hat{K}} \right] + \int \frac{k^2 dk}{2\pi^2} \int \frac{d\Omega}{4\pi} \frac{n_F(E_k)}{2E_k^3} \frac{p_0}{P \cdot \hat{K}} \quad (\text{C.1})$$

Let us take $m_f = yT$ and $k = xT$.

$$\frac{\partial}{\partial(m_f^2)} \int k^2 dk \frac{n_F(\sqrt{k^2 + m_f^2})}{\sqrt{k^2 + m_f^2}} = \frac{\partial}{\partial(y^2)} \int x^2 dx \frac{n_F(\sqrt{x^2 + y^2})}{\sqrt{x^2 + y^2}} \quad (\text{C.2})$$

The integrals can be represented by the well-known functions as,

$$f_{n+1}(y) = \frac{1}{\Gamma(n+1)} \int_0^\infty \frac{dx x^n}{\sqrt{x^2 + y^2}} n_F(\sqrt{x^2 + y^2}) \quad (\text{C.3})$$

which satisfy the following recursion relation,

$$\frac{\partial f_{n+1}}{\partial y^2} = -\frac{f_{n-1}}{2n} \quad (\text{C.4})$$

In the regime of HTL perturbation theory and weak magnetic field, one can use high temperature expansion for f_1 as,

$$f_1 = -\frac{1}{2} \ln(y/\pi) - \frac{1}{2} \gamma_E \quad (\text{C.5})$$

$$\text{So, } \frac{\partial}{\partial(m_f^2)} \int \frac{k^2 dk}{2\pi^2} \frac{n_F(E_k)}{E_k} = \frac{1}{8\pi^2} \left[\ln \frac{m_f}{\pi T} + \gamma_E \right] \quad (\text{C.6})$$

$$\int_0^\infty \frac{dk k^2}{2\pi^2} \frac{n_F(E_k)}{2E_k^3} \int \frac{d\Omega}{4\pi} \frac{p_0}{P \cdot \hat{K}} = -\frac{1}{8\pi^2} \left[1 + \gamma_E - \frac{m_f \pi}{4T} + \ln \frac{m_f}{\pi T} \right] \int \frac{d\Omega}{4\pi} \frac{p_0}{P \cdot \hat{K}} \quad (\text{C.7})$$

$$\int \frac{d^4 K}{(2\pi)^4} \frac{1}{(K^2 - m_f^2)(Q^2 - m_f^2)} \quad (\text{C.8})$$

$$\begin{aligned} &= -\frac{1}{8\pi^2} \left[\ln \frac{m_f}{\pi T} + \gamma_E \right] \int \frac{d\Omega}{4\pi} \left[1 - \frac{p_0}{P \cdot \hat{K}} \right] \\ &\quad - \frac{1}{8\pi^2} \left[1 + \gamma_E - \frac{m_f \pi}{4T} + \ln \frac{m_f}{\pi T} \right] \int \frac{d\Omega}{4\pi} \frac{p_0}{P \cdot \hat{K}} \\ &= -\frac{1}{8\pi^2} \left[\ln \frac{m_f}{\pi T} + \gamma_E \right] + \frac{1}{8\pi^2} \left[\frac{m\pi}{4T} - 1 \right] \int \frac{d\Omega}{4\pi} \frac{p_0}{P \cdot \hat{K}} \\ &= \frac{1}{8\pi^2} \left[-\ln \frac{m_f}{\pi T} - \gamma_E + \left(\frac{m_f \pi}{4T} - 1 \right) \int \frac{d\Omega}{4\pi} \frac{p_0}{P \cdot \hat{K}} \right] \end{aligned} \quad (\text{C.9})$$

D Calculation of the form factor b_2

$$\begin{aligned}
b_2 &= \frac{1}{\bar{u}^2} \left[\delta \Pi_{00}^a(P) + 2\delta \Pi_{00}^b(P) \right] \\
&= \frac{4i(e^2 B)^2}{\bar{u}^2} \int \frac{d^4 K}{(2\pi)^4} \left[\frac{K^2 + (1+c^2)k^2 + m_f^2}{(K^2 - m_f^2)^2 (Q^2 - m_f^2)^2} + \frac{8(K^2 + k^2)}{(K^2 - m_f^2)^3 (Q^2 - m_f^2)} \right. \\
&\quad \left. - \frac{8(K^2 + k^2)(K^2 + (1-c^2)k^2 - m_f^2)}{(K^2 - m_f^2)^4 (Q^2 - m_f^2)} \right], \tag{D.1}
\end{aligned}$$

where we write k_3 as ck with $c = \cos \theta$. Using Eqs. (B.1a), (B.1b), (B.1c), and (B.1d) obtained in appendix B within HTL approximation, Eq. (D.1) becomes

$$\begin{aligned}
b_2 &= \frac{4i(e^2 B)^2}{\bar{u}^2} \left[\left(\frac{\partial}{\partial(m_f^2)} + \frac{m_f^2}{2} \frac{\partial^2}{\partial(m_f^2)^2} \right) \int \frac{d^4 K}{(2\pi)^4} \frac{(1-c^2)}{(K^2 - m_f^2)(Q^2 - m_f^2)} \right. \\
&\quad \left. + \left(\frac{m_f^2}{3} \frac{\partial^2}{\partial(m_f^2)^2} \right) \int \frac{d^4 K}{(2\pi)^4} \frac{1}{(K^2 - m_f^2)(Q^2 - m_f^2)} \right] \\
&= \frac{4i(e^2 B)^2}{\bar{u}^2} \left[\left(\frac{\partial}{\partial(m_f^2)} + \frac{5m_f^2}{6} \frac{\partial^2}{\partial(m_f^2)^2} \right) \int \frac{d^4 K}{(2\pi)^4} \frac{1}{(K^2 - m_f^2)(Q^2 - m_f^2)} \right. \\
&\quad \left. - \left(\frac{\partial}{\partial m_f^2} + \frac{m_f^2}{2} \frac{\partial^2}{\partial(m_f^2)^2} \right) \int \frac{d^4 K}{(2\pi)^4} \frac{c^2}{(K^2 - m_f^2)(Q^2 - m_f^2)} \right]. \tag{D.2}
\end{aligned}$$

After performing the frequency sum as given in appendix C, we obtain

$$\begin{aligned}
b_2 &= \frac{2(e^2 B)^2}{\bar{u}^2 \pi^2} \left[\left(\frac{\partial^2}{\partial(m_f^2)^2} + \frac{5m_f^2}{6} \frac{\partial^3}{\partial(m_f^2)^3} \right) \int k^2 dk \frac{n_F(E_k)}{E_k} \int \frac{d\Omega}{4\pi} \left[\frac{p_0}{P \cdot \hat{K}} - 1 \right] \right. \\
&\quad + \left(\frac{\partial}{\partial(m_f^2)} + \frac{5m_f^2}{6} \frac{\partial^2}{\partial(m_f^2)^2} \right) \int k^2 dk \frac{n_F(E_k)}{2E_k^3} \int \frac{d\Omega}{4\pi} \frac{p_0}{P \cdot \hat{K}} \\
&\quad - \left(\frac{\partial^2}{\partial(m_f^2)^2} + \frac{m_f^2}{2} \frac{\partial^3}{\partial(m_f^2)^3} \right) \int k^2 dk \frac{n_F(E_k)}{E_k} \int \frac{d\Omega}{4\pi} c^2 \left[\frac{p_0}{P \cdot \hat{K}} - 1 \right] \\
&\quad \left. - \left(\frac{\partial}{\partial(m_f^2)} + \frac{m_f^2}{2} \frac{\partial^2}{\partial(m_f^2)^2} \right) \int k^2 dk \frac{n_F(E_k)}{2E_k^3} \int \frac{d\Omega}{4\pi} c^2 \frac{p_0}{P \cdot \hat{K}} \right] \\
&= \frac{3}{2} \frac{\delta m_D^2}{\bar{u}^2} \int \frac{d\Omega}{4\pi} (1-c^2) \left[1 - \frac{p_0}{P \cdot \hat{K}} \right] \\
&\quad + \frac{2(e^2 B)^2}{\bar{u}^2 \pi^2} \left\{ \left(\frac{\partial}{\partial(m_f^2)} + m_f^2 \frac{\partial^2}{\partial(m_f^2)^2} \right) \int k^2 dk \frac{n_F(E_k)}{2E_k^3} \int \frac{d\Omega}{4\pi} (1-c^2) \frac{p_0}{P \cdot \hat{K}} \right. \\
&\quad \left. + \frac{m_f^2}{2} \frac{\partial^3}{\partial(m_f^2)^3} \int k^2 dk \frac{n_F(E_k)}{E_k} \int \frac{d\Omega}{4\pi} \left(\frac{1}{3} - c^2 \right) \left[1 - \frac{p_0}{P \cdot \hat{K}} \right] \right\}
\end{aligned}$$

$$- \frac{m_f^2}{2} \frac{\partial^2}{\partial(m_f^2)^2} \int k^2 dk \frac{n_F(E_k)}{2E_k^3} \int \frac{d\Omega}{4\pi} \left(\frac{1}{3} - c^2 \right) \frac{p_0}{P \cdot \hat{K}} \Bigg\}, \quad (\text{D.3})$$

where in the second line we have rearranged the terms after using the expression of δm_D^2 obtained following Eq. (2.26d) as

$$\begin{aligned} \delta m_D^2 &= \bar{u}^2 b_2|_{p_0=0, p \rightarrow 0} = \left[\delta \Pi_{00}^a(P) + 2\delta \Pi_{00}^b(P) \right]_{p_0=0, p \rightarrow 0} \\ &= -\frac{2(e^2 B)^2}{\pi^2} \left[\frac{2}{3} \frac{\partial^2}{\partial(m_f^2)^2} + \frac{2}{3} m_f^2 \frac{\partial^3}{\partial(m_f^2)^3} \right] \int k^2 dk \frac{n_F(E_k)}{E_k} \\ &= -\frac{4}{3\pi^2} (e^2 B)^2 \left[\frac{\partial^2}{\partial(m_f^2)^2} + m_f^2 \frac{\partial^3}{\partial(m_f^2)^3} \right] \int k^2 dk \frac{n_F(E_k)}{E_k}. \end{aligned} \quad (\text{D.4})$$

There are two types of integrations that appear in Eqs. (D.3) and (D.4), namely,

$$I_1 = \int k^2 dk \frac{n_F(E_k)}{E_k}, \quad (\text{D.5a})$$

$$I_2 = \int k^2 dk \frac{n_F(E_k)}{E_k^3}. \quad (\text{D.5b})$$

Eq. (D.5a) can be evaluated in terms of Bessel function as done in Ref. [47] and can be obtained as

$$\begin{aligned} I_1 &= \sum_{l=1}^{\infty} (-1)^{l+1} \int_0^{\infty} \frac{k^2 dk}{\sqrt{k^2 + m_f^2}} e^{-\frac{(\sqrt{k^2 + m_f^2})^l}{T}} \\ &= \sum_{l=1}^{\infty} (-1)^{l+1} \frac{m_f^2}{2} \left[K_2 \left(\frac{m_f l}{T} \right) - K_0 \left(\frac{m_f l}{T} \right) \right]. \end{aligned} \quad (\text{D.6})$$

The second integral in Eq. (D.5b) can be evaluated using the procedure described in Ref. [49] and can be obtained at small quark mass as

$$I_2 = -\frac{1}{2} \left[1 + \gamma_E - \frac{\pi m_f}{4T} + \log \frac{m_f}{\pi T} \right] \quad (\text{D.7})$$

Now, using the Eq. (D.6), Eq. (D.4) can be written as

$$\begin{aligned} \delta m_D^2 &= -\frac{2e^2}{3\pi^2} (eB)^2 \left[\frac{\partial^2}{\partial(m_f^2)^2} + m_f^2 \frac{\partial^3}{\partial(m_f^2)^3} \right] \\ &\quad \times m_f^2 \sum_{l=1}^{\infty} (-1)^{l+1} \left[K_2 \left(\frac{m_f l}{T} \right) - K_0 \left(\frac{m_f l}{T} \right) \right] \\ &= \frac{e^2}{6\pi^2 T^2} (eB)^2 \sum_{l=1}^{\infty} (-1)^{l+1} l^2 K_0 \left(\frac{m_f l}{T} \right), \end{aligned} \quad (\text{D.8})$$

which agrees with Ref. [47].

Now, we can calculate all the k -integrations that appear in Eq. (D.3) using the Eqs. (D.6) and (D.7) as

$$\begin{aligned}
\left(\frac{\partial}{\partial(m_f^2)} + m_f^2 \frac{\partial^2}{\partial(m_f^2)^2} \right) \int k^2 dk \frac{n_F(E_k)}{2E_k^3} &= \frac{\pi}{64Tm_f}, \\
\frac{m_f^2}{2} \frac{\partial^2}{\partial(m_f^2)^2} \int k^2 dk \frac{n_F(E_k)}{2E_k^3} &= \frac{8T - \pi m_f}{128Tm_f^2}, \\
\frac{m_f^2}{2} \frac{\partial^3}{\partial(m_f^2)^3} \int k^2 dk \frac{n_F(E_k)}{E_k} &= f_k = - \sum_{l=1}^{\infty} (-1)^{l+1} \frac{l^2}{16T^2} K_2 \left(\frac{m_f l}{T} \right), \\
\frac{\partial^2}{\partial(m_f^2)^2} \int k^2 dk \frac{n_F}{E_k} &= g_k = \sum_{l=1}^{\infty} (-1)^{l+1} \frac{l}{4m_f T} K_1 \left(\frac{m_f l}{T} \right). \quad (\text{D.9})
\end{aligned}$$

Next, we have to evaluate all the angular integrals of Eq. (D.3). The results are given below,

$$\begin{aligned}
\int \frac{d\Omega}{4\pi} (1 - c^2) \left[1 - \frac{p_0}{P \cdot \hat{K}} \right] &= \frac{2}{3} - A_0 + A_2, \\
\int \frac{d\Omega}{4\pi} (1 - c^2) \frac{p_0}{P \cdot \hat{K}} &= A_0 - A_2, \\
\int \frac{d\Omega}{4\pi} \left(\frac{1}{3} - c^2 \right) \left[1 - \frac{p_0}{P \cdot \hat{K}} \right] &= -\frac{A_0}{3} + A_2, \\
\int \frac{d\Omega}{4\pi} \left(\frac{1}{3} - c^2 \right) \frac{p_0}{P \cdot \hat{K}} &= \frac{A_0}{3} - A_2, \quad (\text{D.10})
\end{aligned}$$

where A_n is defined as

$$A_n = \int \frac{d\Omega}{4\pi} \frac{p_0 c^n}{P \cdot \hat{K}}. \quad (\text{D.11})$$

A_0 and A_2 can now be evaluated as

$$\begin{aligned}
A_0 &= \int \frac{d\Omega}{4\pi} \frac{p_0}{P \cdot \hat{K}} = \frac{p_0}{2p} \log \left(\frac{p_0 + p}{p_0 - p} \right), \\
A_2 &= \int \frac{d\Omega}{4\pi} \frac{c^2 p_0}{P \cdot \hat{K}} \\
&= \frac{p_0^2}{2p^2} \left(1 - \frac{3p_3^2}{p^2} \right) \left(1 - \frac{p_0}{2p} \log \frac{p_0 + p}{p_0 - p} \right) + \frac{1}{2} \left(1 - \frac{p_3^2}{p^2} \right) \frac{p_0}{2p} \log \frac{p_0 + p}{p_0 - p}. \quad (\text{D.12})
\end{aligned}$$

Incorporating all these we finally obtain

$$\begin{aligned}
b_2 &= \frac{\delta m_D^2}{\bar{u}^2} + \frac{2(e^2 B)^2}{\bar{u}^2 \pi^2} \left[\left(g_k + \frac{\pi m_f - 4T}{32m_f^2 T} \right) (A_0 - A_2) \right. \\
&\quad \left. + \left(f_k + \frac{8T - \pi m_f}{128m_f^2 T} \right) \left(\frac{5A_0}{3} - A_2 \right) \right]. \quad (\text{D.13})
\end{aligned}$$

E Calculation of the form factor c_2

In this appendix we calculate the $\mathcal{O}(eB)^2$ term of the coefficient c as

$$\begin{aligned}
c_2 &= R^{\mu\nu}(\delta\Pi_{\mu\nu}^a + 2\delta\Pi_{\mu\nu}^b) \\
&= i(e^2 B)^2 \int \frac{d^4 K}{(2\pi)^4} \left[\frac{4k_0^2 - 4k_3^2 - 4m_f^2}{(K^2 - m_f^2)^2(Q^2 - m_f^2)^2} + \frac{4(4k_3^2 - 4k_0^2 + 4m_f^2)}{(K^2 - m_f^2)^3(Q^2 - m_f^2)} \right. \\
&\quad \left. - \frac{4(k_0^2 - k_3^2 - m_f^2)(8k_\perp^2 - 4K^2 + 4m_f^2 + 8(\mathbf{k} \cdot \mathbf{p})_\perp^2/p_\perp^2)}{(K^2 - m_f^2)^4(Q^2 - m_f^2)} \right] \\
&= 4i(e^2 B)^2 \int \frac{d^4 K}{(2\pi)^4} \left[\frac{1}{(K^2 - m_f^2)^2(Q^2 - m_f^2)} - \frac{k^2(1 - \cos^2 \theta) \cos^2 \phi}{(K^2 - m_f^2)^3(Q^2 - m_f^2)} \right. \\
&\quad \left. - \frac{7k^2(1 - \cos^2 \theta)(1 + \cos^2 \phi)}{(K^2 - m_f^2)^3(Q^2 - m_f^2)} - \frac{8k^4 \sin^4 \theta(1 + \cos^2 \phi)}{(K^2 - m_f^2)^4(Q^2 - m_f^2)} \right]. \tag{E.1}
\end{aligned}$$

Now, applying HTL approximations, Eq. (E.1) can be simplified as

$$\begin{aligned}
c_2 &= 4i(e^2 B)^2 \int \frac{d^4 K}{(2\pi)^4} \left[\frac{1}{2} + \frac{1}{4}(1 - \cos^2 \theta) \cos^2 \phi + \frac{7}{4} \sin^2 \theta(1 + \cos^2 \phi) \right. \\
&\quad \left. - \frac{5}{4} \sin^4 \theta(1 + \cos^2 \phi) \right] \frac{\partial}{\partial(m_f^2)} \frac{1}{(K^2 - m_f^2)(Q^2 - m_f^2)} \\
&= 4i(e^2 B)^2 \int \frac{d^4 K}{(2\pi)^4} \left[\frac{1}{2} + 2 \sin^2 \theta \cos^2 \phi + \frac{7}{4} \sin^2 \theta \right. \\
&\quad \left. - \frac{5}{4} \sin^4 \theta(1 + \cos^2 \phi) \right] \frac{\partial}{\partial(m_f^2)} \frac{1}{(K^2 - m_f^2)(Q^2 - m_f^2)} \\
&= -\frac{8(e^2 B)^2}{3\pi^2} g_k + \frac{(e^2 B)^2}{\pi^2} \left(g_k + \frac{\pi m_f - 4T}{32m_f^2 T} \right) \times \left[-\frac{7}{3} \frac{p_0^2}{p_1^2} + \left(2 + \frac{3}{2} \frac{p_0^2}{p_1^2} \right) A_0 \right. \\
&\quad \left. + \left(\frac{3}{2} + \frac{5}{2} \frac{p_0^2}{p_1^2} + \frac{3}{2} \frac{p_3^2}{p_1^2} \right) A_2 - \frac{3p_0 p_3}{p_1^2} A_1 - \frac{5}{2} \left(1 - \frac{p_3^2}{p_1^2} \right) A_4 - \frac{5p_0 p_3}{p_1^2} A_3 \right]. \tag{E.2}
\end{aligned}$$

where g_k is given in Eq. (D.9) and A_1 , A_3 and A_4 are obtained using Eq. (D.11) as

$$\begin{aligned}
A_1 &= \int \frac{d\Omega}{4\pi} \frac{cp_0}{P \cdot \hat{K}} = -\frac{p_0 p_3}{p^2} \left[1 - \frac{p_0}{2p} \log \left(\frac{p_0 + p}{p_0 - p} \right) \right], \\
A_3 &= \int \frac{d\Omega}{4\pi} \frac{c^3 p_0}{P \cdot \hat{K}} = \frac{p_0}{2p} \frac{p_3}{p} \left(1 - \frac{5}{3} \frac{p_3^2}{p^2} \right) \\
&\quad - \frac{3}{2} \frac{p_0}{p} \frac{p_3}{p} \left(1 - \frac{p_0^2}{p^2} - \frac{p_3^2}{p^2} + \frac{5}{3} \frac{p_0^2 p_3^2}{p^2 p^2} \right) \left(1 - \frac{p_0}{2p} \log \frac{p_0 + p}{p_0 - p} \right), \\
A_4 &= \int \frac{d\Omega}{4\pi} \frac{c^4 p_0}{P \cdot \hat{K}} = \frac{3}{8} \left(1 - \frac{p_3^2}{p^2} \right)^2 - \frac{p_0^2}{8p^2} \left(1 - \frac{5p_3^2}{p^2} \right)^2 + \frac{5}{3} \frac{p_0^2 p_3^4}{p^2 p^4}
\end{aligned}$$

$$\begin{aligned}
& -\frac{3}{8} \left\{ \left(1 - \frac{p_0^2}{p^2}\right)^2 - \frac{2p_3^2}{p^2} \left(1 - \frac{3p_0^2}{p^2}\right)^2 + \frac{p_3^4}{p^4} \left(1 - \frac{5p_0^2}{p^2}\right)^2 + \frac{8p_0^4 p_3^2}{p^4 p^2} \left(1 - \frac{5p_3^2}{3p^2}\right) \right\} \\
& \times \left(1 - \frac{p_0}{2p} \log \frac{p_0 + p}{p_0 - p}\right). \tag{E.3}
\end{aligned}$$

F Calculation of the form factor d_2

In this appendix we compute the form factor d_2 as

$$\begin{aligned}
d_2 &= Q^{\mu\nu} (\delta \Pi_{\mu\nu}^a + 2\delta \Pi_{\mu\nu}^b) \\
&= -\frac{4i(e^2 B)^2 p^2}{p_\perp^2} \int \frac{d^4 K}{(2\pi)^4} \left[\frac{k_0^2 + k_3^2 - m_f^2 - \frac{4p_0 p_3}{p^2} k_0 k_3 + \frac{p_0^2 p_3^2}{p^4} (k_0^2 + k_3^2 + m_f^2)}{(K^2 - m_f^2)^2 (Q^2 - m_f^2)^2} \right. \\
&\quad + 4 \left(\frac{k_3^2 + k_0^2 - m_f^2 - \frac{4p^0 p^3}{p^2} k^0 k^3 + \frac{p_0^2 p_3^2}{p^4} (k_0^2 + k_3^2 + m_f^2)}{(K^2 - m_f^2)^3 (Q^2 - m_f^2)} \right. \\
&\quad \left. \left. - \frac{(k_0^2 - k_3^2 - m_f^2)(2k_3^2 + K^2 - m_f^2 - \frac{4p^0 p^3}{p^2} k^0 k^3 + \frac{p_0^2 p_3^2}{p^4} (2k_0^2 - K^2 + m_f^2))}{(K^2 - m_f^2)^4 (Q^2 - m_f^2)} \right) \right] \\
&= \frac{4(e^2 B)^2 p^2}{p_\perp^2} \int \frac{k^2 dk}{2\pi^2} \left[\left\{ \frac{1}{4} - \left(\frac{3}{2} + \frac{p_0^2 p_3^2}{p^4} \right) c^2 + \frac{5}{4} c^4 \right\} \frac{\partial}{\partial(m_f^2)} + m_f^2 \frac{p_0^2 p_3^2}{2p^4} (5 - c^2) \frac{\partial^2}{\partial(m_f^2)^2} \right] \\
&\quad \times \left\{ \frac{\partial}{\partial(m_f^2)} \frac{n_F}{E_k} \left(1 - \frac{p_0}{P \cdot K}\right) - \frac{n_F}{2E_k^3} \frac{p_0}{P \cdot K} \right\} \\
&\quad - \frac{2i(e^2 B)^2 p_0 p_3}{3p_\perp^2} \int \frac{d^4 K}{(2\pi)^4} \left[-\frac{\partial^2}{\partial(m_f^2)^2} + k^2 (1 - c^2) \frac{\partial^3}{\partial(m_f^2)^3} \right] \frac{k^0 k c}{(K^2 - m_f^2)(Q^2 - m_f^2)} \\
&= F_1 + F_2, \tag{F.1}
\end{aligned}$$

where

$$\begin{aligned}
F_1 &= -\frac{2(e^2 B)^2 p^2}{\pi^2 p_\perp^2} \left[-g_k \left\{ -\frac{p_0^2 p_3^2}{3p^4} - \frac{A_0}{4} + \left(\frac{3}{2} + \frac{p_0^2 p_3^2}{p^4} \right) A_2 - \frac{5}{4} A_4 \right\} \right. \\
&\quad + \left(\frac{\pi}{32m_f T} - \frac{1}{8m_f^2} \right) \left\{ \frac{A_0}{4} - \left(\frac{3}{2} + \frac{p_0^2 p_3^2}{p^4} \right) A_2 + \frac{5}{4} A_4 \right\} \\
&\quad \left. - f_k \frac{p_0^2 p_3^2}{p^4} \left(\frac{14}{3} - 5A_0 + A_2 \right) + \frac{p_0^2 p_3^2}{p^4} \frac{8T - \pi m_f}{128T m_f^2} (5A_0 - A_2) \right], \tag{F.2}
\end{aligned}$$

$$\begin{aligned}
F_2 &= -\frac{4i(e^2 B)^2 p^2}{p_\perp^2} \frac{2 p^0 p^3}{3 p^2} \int \frac{d^4 K}{(2\pi)^4} \left(-\frac{\partial^2}{\partial(m_f^2)^2} + k^2 (1 - c^2) \frac{\partial^3}{\partial(m_f^2)^3} \right) \\
&\quad \times \frac{k_0 k c}{(K^2 - m_f^2)(Q^2 - m_f^2)}
\end{aligned}$$

$$= -\frac{(e^2 B)^2}{3\pi^2 m_f T} \frac{p^0 p^3}{p_\perp^2} \frac{1}{1 + \cosh \frac{m_f}{T}} \left(\frac{3A_1}{2} - A_3 \right). \quad (\text{F.3})$$

References

- [1] M. Giovannini, *Cosmic microwave background polarization, Faraday rotation, and stochastic gravity-waves backgrounds*, Phys. Rev. D **56**, 3198 (1997) [hep-th/9706201].
- [2] M. Giovannini and M. E. Shaposhnikov, *Primordial hypermagnetic fields and triangle anomaly*, Phys. Rev. D **57**, 2186 (1998) [hep-ph/9710234].
- [3] P. P. Kronberg, *Extragalactic magnetic fields*, Rept. Prog. Phys. **57**, 325 (1994).
- [4] A. Kosowsky and A. Loeb, *Faraday rotation of microwave background polarization by a primordial magnetic field*, Astrophys. J. **469**, 1 (1996) [astro-ph/9601055].
- [5] G. D. Fleishman, Q. J. Fu, M. Wang, G.-L. Huang and V. F. Melnikov, *Birefringence Effect as a Tool for Astrophysical Plasma Study*, Phys. Rev. Lett. **88**, 251101 (2002).
- [6] A.M. Portis, *Electromagnetic Fields: Sources and Media*, Wiley, New York, 1978 , see Chap. 12.
- [7] A. Rai Choudhuri, *The Physics of Fluids and Plasmas: An Introduction for Astrophysicists*, Cambridge University Press, Cambridge, England, 1999 , see Chap. 12.
- [8] S. Ishimaru, *Statistical Plasma Physics*, Addison-Wesley, Reading, MA, 1992 .
- [9] E. M. Lifshitz and L. P. Pitaevskii, *Physical Kinetics*, Pergamon, Oxford, 1981.
- [10] J. F. Nieves and P. B. Pal, *P and CP Odd Terms in the Photon Selfenergy Within a Medium*, Phys. Rev. D **39**, 652 (1989); Erratum: [Phys. Rev. D **40**, 2148 (1989)].
- [11] A. K. Ganguly, S. Konar and P. B. Pal, *Faraday effect: A Field theoretical point of view*, Phys. Rev. D **60**, 105014 (1999) [hep-ph/9905206].
- [12] J. C. D’Olivo, J. F. Nieves and S. Sahu, *Field theory of the photon self-energy in a medium with a magnetic field and the Faraday effect*, Phys. Rev. D **67**, 025018 (2003) [hep-ph/0208146].
- [13] M. H. Thoma, *Field Theoretic Description of Ultrarelativistic Electron-Positron Plasmas*, Rev. Mod. Phys. **81**, 959 (2009) [arXiv:0801.0956 [physics.plasm-ph]].
- [14] M. H. Thoma, *What can we learn from electromagnetic plasmas about the quark-gluon plasma?*, J. Phys. A **42**, 214004 (2009) doi:10.1088/1751-8113/42/21/214004 [arXiv:0809.1507 [hep-ph]].
- [15] I. A. Shovkovy, *Magnetic Catalysis: A Review*, Lect. Notes Phys. **871**, 13 (2013) [arXiv:1207.5081 [hep-ph]].
- [16] M. D’Elia, *Lattice QCD Simulations in External Background Fields*, Lect. Notes Phys. **871**, 181 (2013) [arXiv:1209.0374 [hep-lat]].
- [17] K. Fukushima, *Views of the Chiral Magnetic Effect*, Lect. Notes Phys. **871**, 241 (2013) [arXiv:1209.5064 [hep-ph]].

- [18] N. Mueller, J. A. Bonnet and C. S. Fischer, *Dynamical quark mass generation in a strong external magnetic field*, Phys. Rev. D **89**, no. 9, 094023 (2014) [arXiv:1401.1647 [hep-ph]].
- [19] V. A. Miransky and I. A. Shovkovy, *Quantum field theory in a magnetic field: From quantum chromodynamics to graphene and Dirac semimetals*, Phys. Rept. **576**, 1 (2015) [arXiv:1503.00732 [hep-ph]].
- [20] A. Bzdak and V. Skokov, *Anisotropy of photon production: initial eccentricity or magnetic field*, Phys. Rev. Lett. **110**, no. 19, 192301 (2013) [arXiv:1208.5502 [hep-ph]].
- [21] G. Basar, D. Kharzeev, D. Kharzeev and V. Skokov, *Conformal anomaly as a source of soft photons in heavy ion collisions*, Phys. Rev. Lett. **109**, 202303 (2012) [arXiv:1206.1334 [hep-ph]].
- [22] K. Fukushima, D. E. Kharzeev and H. J. Warringa, *The Chiral Magnetic Effect*, Phys. Rev. D **78**, 074033 (2008) [arXiv:0808.3382 [hep-ph]].
- [23] J. Alexandre, K. Farakos and G. Koutsoumbas, *Magnetic catalysis in QED(3) at finite temperature: Beyond the constant mass approximation*, Phys. Rev. D **63**, 065015 (2001) [hep-th/0010211].
- [24] V. P. Gusynin and I. A. Shovkovy, *Chiral symmetry breaking in QED in a magnetic field at finite temperature*, Phys. Rev. D **56**, 5251 (1997) [hep-ph/9704394].
- [25] D. S. Lee, C. N. Leung and Y. J. Ng, *Chiral symmetry breaking in a uniform external magnetic field*, Phys. Rev. D **55**, 6504 (1997) doi:10.1103/PhysRevD.55.6504 [hep-th/9701172].
- [26] D. E. Kharzeev, *Topologically induced local P and CP violation in QCD x QED*, Annals Phys. **325**, 205 (2010) [arXiv:0911.3715 [hep-ph]].
- [27] G. S. Bali, F. Bruckmann, G. Endrodi, Z. Fodor, S. D. Katz, S. Krieg, A. Schafer and K. K. Szabo, *The QCD phase diagram for external magnetic fields*, JHEP **1202**, 044 (2012) [arXiv:1111.4956 [hep-lat]].
- [28] R. L. S. Farias, V. S. Timoteo, S. S. Avancini, M. B. Pinto and G. Krein, *Thermo-magnetic effects in quark matter: Nambu–Jona-Lasinio model constrained by lattice QCD*, Eur. Phys. J. A **53**, no. 5, 101 (2017) [arXiv:1603.03847 [hep-ph]].
- [29] A. Ayala, M. Loewe, A. Z. Mizher and Zamora, R., *Inverse magnetic catalysis for the chiral transition induced by thermo-magnetic effects on the coupling constant*, Phys. Rev. D **90**, 036001 (2014)
- [30] A. Ayala, M. Loewe and R. Zamora, *Inverse magnetic catalysis in the linear sigma model with quarks*, Phys. Rev. D **91**, 016002 (2015) [arXiv:1406.7408 [hep-ph]].
- [31] A. Ayala, C. A. Dominguez, L. A. Hernandez, M. Loewe and R. Zamora, *Inverse magnetic catalysis from the properties of the QCD coupling in a magnetic field*, Phys. Lett. B **759**, 99 (2016), [arXiv:1510.09134 [hep-ph]].
- [32] N. Mueller and J. M. Pawłowski, *Magnetic catalysis and inverse magnetic catalysis in QCD*, Phys. Rev. D **91**, no. 11, 116010 (2015) [arXiv:1502.08011 [hep-ph]].

- [33] A. Adare *et al.* [PHENIX Collaboration], *Observation of direct-photon collective flow in $\sqrt{s_{NN}} = 200$ GeV Au+Au collisions*, Phys. Rev. Lett. **109**, 122302 (2012) [arXiv:1105.4126 [nucl-ex]].
- [34] A. Das, A. Bandyopadhyay, P. K. Roy and M. G. Mustafa, *General structure of fermion two-point function and its spectral representation in a hot magnetized medium*, Phys. Rev. D **97**, no. 3, 034024 (2018) [arXiv:1709.08365 [hep-ph]].
- [35] N. Haque, *Finite temperature QCD four-point function in the presence of a weak magnetic field within the hard thermal loop approximation*, Phys. Rev. D **96**, no. 1, 014019 (2017) [arXiv:1704.05833 [hep-ph]].
- [36] A. Das, *Finite Temperature Field Theory*, World Scientific, Singapore, 1997.
- [37] M. Le Bellac, *Thermal Field Theory (Cambridge Monographs on Mathematical Physics)*, Cambridge University Press, 1996.
- [38] J. I. Kapusta, *Finite Temperature Field Theory*, Second Edition, Cambridge University Press.
- [39] K. Hattori and D. Satow, *Gluon spectrum in a quark-gluon plasma under strong magnetic fields*, Phys. Rev. D **97**, no. 1, 014023 (2018) [arXiv:1704.03191 [hep-ph]].
- [40] M. Nopoush, Y. Guo and M. Strickland, *The static hard-loop gluon propagator to all orders in anisotropy*, JHEP **1709**, 063 (2017) doi:10.1007/JHEP09(2017)063 [arXiv:1706.08091 [hep-ph]].
- [41] L. McLerran and V. Skokov, *Comments About the Electromagnetic Field in Heavy-Ion Collisions*, Nucl. Phys. A **929**, 184 (2014) [arXiv:1305.0774 [hep-ph]].
- [42] V. Skokov, A. Y. Illarionov and V. Toneev, *Estimate of the magnetic field strength in heavy-ion collisions*, Int. J. Mod. Phys. A **24**, 5925 (2009).
- [43] R. C. Duncan and C. Thompson, *Formation of very strongly magnetized neutron stars - implications for gamma-ray bursts*, Astrophys. J. **392**, L9 (1992).
- [44] S. Chakrabarty, D. Bandyopadhyay and S. Pal, *Dense nuclear matter in a strong magnetic field*, Phys. Rev. Lett. **78**, 2898 (1997)
- [45] D. Bandyopadhyay, S. Chakrabarty and S. Pal, *The Quantizing magnetic field and quark - hadron phase transition in a neutron star*, Phys. Rev. Lett. **79**, 2176 (1997).
- [46] E. Braaten and R. D. Pisarski, *Soft amplitudes in hot gauge theories: A general analysis*, Nucl. Phys. **B 337**, 569 (1990).
- [47] J. Alexandre, *Vacuum polarization in thermal QED with an external magnetic field*, Phys. Rev. D **63**, 073010 (2001) [hep-th/0009204].
- [48] A. Bandyopadhyay, C. A. Islam and M. G. Mustafa, *Electromagnetic spectral properties and Debye screening of a strongly magnetized hot medium*, Phys. Rev. D **94**, no. 11, 114034 (2016) [arXiv:1602.06769 [hep-ph]].
- [49] L. Dolan and R. Jackiw, *Symmetry Behavior at Finite Temperature*, Phys. Rev. D **9**, 3320 (1974).