

Collinear and TMD parton densities from fits to precision DIS measurements in the parton branching method

A. Bermudez Martinez¹, P. Connor¹, F. Hautmann^{2,3,4}, H. Jung¹,
A. Lelek¹, V. Radescu^{3,5‡}, R. Žlebčík¹

¹DESY, Hamburg, FRG

²Rutherford Appleton Laboratory, Chilton OX11 0QX

³University of Oxford, Oxford OX1 3NP

⁴Elementary Particle Physics, University of Antwerp, B 2020 Antwerp

⁵CERN, CH-1211 Geneva 23

Abstract

Collinear and transverse momentum dependent (TMD) parton densities are obtained from fits to precision measurements of deep inelastic scattering (DIS) cross sections at HERA. The parton densities are evolved by DGLAP evolution with next-to-leading-order (NLO) splitting functions using the parton branching method, allowing one to determine simultaneously collinear and TMD densities for all flavors over a wide range in x , μ^2 and k_t , relevant for predictions at the LHC. The DIS cross section is computed from the parton densities using perturbative NLO coefficient functions.

Parton densities satisfying angular ordering conditions are presented. Two sets of parton densities are obtained, differing in the renormalization scale choice for the argument in the strong coupling α_s . This is taken to be either the evolution scale μ or the transverse momentum q_t . While both choices yield similarly good χ^2 values for the fit to DIS measurements, especially the gluon density turns out to differ between the two sets.

The TMD densities are used to predict the transverse momentum spectrum of Z -bosons at the LHC.

1 Introduction

Parton density functions (PDFs) play an essential role for precise predictions of production processes in hadronic collisions, obtained from the factorization of the cross sections in hard-scattering process and PDFs, containing a non-perturbative input with perturbatively calculable evolution. The most advanced determination of parton densities come from the application of DGLAP [1–4] evolution with next-to-leading order (NLO) [5,6] and next-to-next-to-leading order (NNLO) [7,8] splitting functions. The collinear parton densities as a function of the longitudinal momentum fraction x and the evolution scale μ^2 are obtained by several groups, for example ABM [9], CTEQ [10], HERAPDF [11], NNPDF [12] and MRST [13]. The different PDFs groups use the same DGLAP evolution, with ordering in virtuality and the

[‡]Now at IBM Germany

same choice of the renormalization scale, but they differ in, for example, the treatment of heavy flavors, and the experimental data sets which are used for the determination of the starting distributions.

In Refs. [14, 15] a new method, the Parton Branching method (PB), was introduced to treat DGLAP evolution. The method applies at exclusive level, and provides an iterative solution of the evolution equations. It agrees with the usual methods to solve the DGLAP equations for inclusive distributions, but it provides also additional features: in addition to the standard ordering in virtuality, angular ordering can be applied with the necessary change in the argument on α_s [16, 17]. The transverse momentum at every branching vertex can be calculated, leading to a natural determination of the transverse momentum dependent (TMD) parton densities. The PB method uses the unitarity formulation of QCD evolution equations [18] and is close in spirit to the works in [19–24]. As shown in Refs. [15, 25], it can be applied to NLO and NNLO splitting functions.

In this article we present a determination of collinear and TMD parton densities at NLO applying the PB method for the parton evolution. The initial parton distributions are determined from a fit to HERA I+II inclusive DIS cross section measurements [11]. An early fit was presented in Ref. [15]. Here, we present results obtained with angular ordering, both for collinear (integrated, iTMD) and TMD parton densities, and for different choices of the renormalization scale in α_s including a full treatment of experimental and model dependent uncertainties. We show an application of these TMDs to the calculation of the transverse momentum of the Z -boson in Drell-Yan (DY) production at the Large Hadron Collider (LHC).

2 Parton Branching method and evolution equation

The PB method has been described in detail in Refs. [14, 15]. Here we limit ourselves to recalling its main elements.

2.1 General features

The method is based on introducing a soft-gluon resolution scale z_M into the QCD evolution equations to separate resolvable and non-resolvable emissions, and treating these via, respectively, the resolvable splitting probabilities $P_{ba}^{(R)}(\alpha_s, z)$ and the Sudakov form factors

$$\Delta_a(z_M, \mu^2, \mu_0^2) = \exp \left(- \sum_b \int_{\mu_0^2}^{\mu^2} \frac{d\mu'^2}{\mu'^2} \int_0^{z_M} dz z P_{ba}^{(R)}(\alpha_s, z) \right) . \quad (1)$$

Here a, b are flavor indices, α_s is the strong coupling at a scale being a function of μ'^2 to be specified in Section 3, z is the longitudinal momentum splitting variable, and $z_M < 1$ is the soft-gluon resolution parameter. The form factors (1) have the interpretation of probabilities for non-resolvable branchings between the evolution scales μ_0 and μ . The functions

$P_{ba}^{(R)}(\alpha_s, z)$ have the structure

$$P_{ba}^{(R)}(\alpha_s, z) = \delta_{ba} k_a(\alpha_s) \frac{1}{1-z} + R_{ba}(\alpha_s, z), \quad (2)$$

where the first term on the right hand side contains the pole singularity in the soft-gluon radiation region $z \rightarrow 1$ and the second term contains logarithmic terms and analytic terms for $z \rightarrow 1$. The coefficients k_a and R_{ba} in eq. (2) have the perturbation series expansions

$$k_a(\alpha_s) = \sum_{n=1}^{\infty} \left(\frac{\alpha_s}{2\pi} \right)^n k_a^{(n-1)}, \quad R_{ba}(\alpha_s, z) = \sum_{n=1}^{\infty} \left(\frac{\alpha_s}{2\pi} \right)^n R_{ba}^{(n-1)}(z). \quad (3)$$

The explicit expressions for the $n = 1$ (LO) and $n = 2$ (NLO) contributions in the expansions (3) are given in [15]. The $n = 3$ (NNLO) contributions can be read from [7, 8] and are used for NNLO calculations in the PB method in [25]. The integrals appearing in the Sudakov form factors (1) are positive at LO, NLO and NNLO, while the functions (2) can be negative at NLO and NNLO. The positivity of the integrals in eq. (1) is essential for the application of the PB method.

The PB method allows one to take into account simultaneously soft-gluon emission in the region $z \rightarrow 1$ and transverse momentum \mathbf{q}_\perp recoils in the parton branchings along the QCD cascade. Its advantage is twofold: on one hand, in collinear distributions additional QCD features can be studied such as the color radiation's angular ordering, determined by soft-gluon interferences, and its effects on factorization and renormalization scales; on the other hand, the method can be applied to obtain transverse momentum dependent (TMD) distributions.

The PB evolution equations for TMD parton densities $\mathcal{A}_a(x, \mathbf{k}, \mu^2)$ are given by [15]

$$\begin{aligned} \mathcal{A}_a(x, \mathbf{k}, \mu^2) &= \Delta_a(\mu^2) \mathcal{A}_a(x, \mathbf{k}, \mu_0^2) + \sum_b \int \frac{d^2 \mathbf{q}'}{\pi \mathbf{q}'^2} \frac{\Delta_a(\mu^2)}{\Delta_a(\mathbf{q}'^2)} \Theta(\mu^2 - \mathbf{q}'^2) \Theta(\mathbf{q}'^2 - \mu_0^2) \\ &\times \int_x^{z_M} \frac{dz}{z} P_{ab}^{(R)}(\alpha_s, z) \mathcal{A}_b\left(\frac{x}{z}, \mathbf{k} + (1-z)\mathbf{q}', \mathbf{q}'^2\right), \end{aligned} \quad (4)$$

in terms of the Δ_a form factors (1) and $P_{ba}^{(R)}$ functions (2). The scale in α_s is a function of \mathbf{q}'^2 , as discussed in Section 3. These equations can be solved by an iterative Monte Carlo method. In this method every resolvable branching is reconstructed explicitly and the full kinematics at the branching is taken into account.

The collinear parton densities $f_a(x, \mu^2)$ are related to the TMD densities by

$$f_a(x, \mu^2) = \int \mathcal{A}_a(x, \mathbf{k}, \mu^2) \frac{d^2 \mathbf{k}}{\pi}, \quad (5)$$

and are described as integrated TMD (iTMD). The evolution equations for iTMD densities analogous to eq. (4) can be written as

$$f_a(x, \mu^2) = \Delta_a(\mu^2) f_a(x, \mu_0^2) + \sum_b \int_{\mu_0^2}^{\mu^2} \frac{d\mu'^2}{\mu'^2} \frac{\Delta_a(\mu^2)}{\Delta_a(\mu'^2)} \int_x^{z_M} \frac{dz}{z} P_{ab}^{(R)}(z, \alpha_s) f_b\left(\frac{x}{z}, \mu'^2\right). \quad (6)$$

These equations have been shown to be equivalent to DGLAP evolution equations through NLO [14,15,19,20] and NNLO [25].

2.2 PB method and determination of initial distribution

The PB method has been implemented in the `xFitter` package [26] to allow fits to be made to cross section measurements. A full Monte Carlo solution of the evolution equation for every new set of initial parameters would be too time consuming to be efficient. Instead, a method developed already in [27] is applied: first, a kernel $\mathcal{A}_{ba}(x'', \mu^2)$ is determined from the Monte Carlo solution of the evolution equation for any initial parton* of flavor b evolving to a final parton of flavor a ; then this kernel is folded with the non-perturbative starting distribution $\mathcal{A}_{0,b}(x)$,

$$\begin{aligned} x f_a(x, \mu^2) &= x \int dx' \int dx'' \mathcal{A}_{0,b}(x') \mathcal{A}_{ba}^{int}(x'', \mu^2) \delta(x'x'' - x) \\ &= \int dx' \mathcal{A}_{0,b}(x') \cdot \frac{x}{x'} \mathcal{A}_{ba}^{int}\left(\frac{x}{x'}, \mu^2\right). \end{aligned} \quad (7)$$

The kernel \mathcal{A}_{ba}^{int} includes the full parton evolution as in eq. (6), with Sudakov form factors and splitting probabilities, and is determined with the PB method. In eq. (7) the kernel \mathcal{A}_{ba}^{int} is determined as a function of x, μ^2 for the k_t -integrated (iTMD) distributions.

To include also the transverse momentum, we define a new kernel \mathcal{A}_{ba} now depending on x, k_t, μ^2 for the TMD distributions, with $k_t = \sqrt{\mathbf{k}^2}$,

$$\begin{aligned} x \mathcal{A}_a(x, k_t, \mu^2) &= x \int dx' \int dx'' \mathcal{A}_{0,b}(x') \mathcal{A}_{ba}(x'', k_t, \mu^2) \delta(x'x'' - x) \\ &= \int dx' \mathcal{A}_{0,b}(x') \cdot \frac{x}{x'} \mathcal{A}_{ba}\left(\frac{x}{x'}, k_t, \mu^2\right). \end{aligned} \quad (8)$$

The evolution of the kernel starts at $x_0 = 1$ at μ_0^2 . For the TMD densities an intrinsic k_t -dependence is assumed, which for simplicity is taken as a Gauss distribution $\exp(-|k_t^2|/\sigma^2)$, with $\sigma^2 = q_0^2/2$ for all flavors with the same value $q_0 = 0.5$ GeV.

Technically, the results of the kernel evolution are stored in a grid of size $50 \times 50 (\times 50)$ (for the TMD densities). The grid spacing is logarithmic, the x range is divided into 5 subregions with logarithmic spacing: subregions of 10 bins are defined with the boundaries $x_{min}, 0.01, 0.1, 0.4, 0.9, 1$ to ensure appropriate behavior for large x , where the parton densities (and the kernel) are varying rapidly.

In Fig. 1 we show the result of convoluting the starting distribution (here taken the benchmark parametrization of Ref [30]) with the kernel as given in eq.(7) for the integrated distribution, and compare this with the prediction from a standard evolution program (QCDnum)

*In practice, since the initial state partons can be only light quarks or gluons, it is enough to determine the kernel \mathcal{A}_{ba} only for one initial state quark and a gluon.

for different values of the evolution scale μ^2 . The kernel is evolved using NLO splitting functions with resolution scale parameter z_M , separating resolvable from non-resolvable branchings, set to the value $z_M = 0.99999$. Very good agreement is observed over the whole range. Only the quark distribution shows differences at very large x of the order of a percent, which come from the finite grid spacing in x of the kernel. In the phase space region relevant for high precision physics at HERA and the LHC the differences are less than per mille.

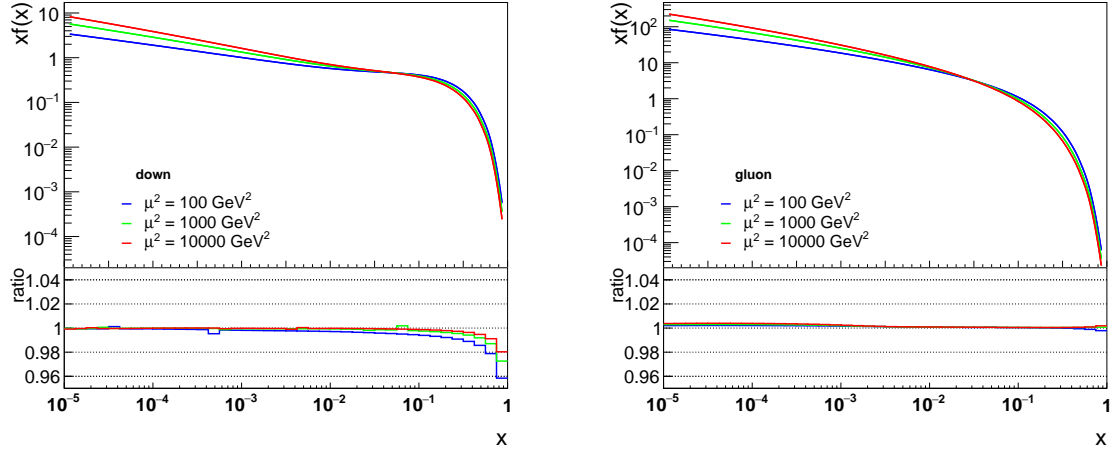


Figure 1: Comparison of the results from the convolution in eq.(7) with the prediction from QCDnum [31] using the same input distributions, for d-quarks (left) and gluons (right) at different values of the evolution scale μ^2 . The lower panels show the ratio of the parton density with the one predicted by QCDnum. The evolution is performed with NLO DGLAP splitting functions and setting $z_M = 0.99999$.

3 Parton densities obtained from fits to inclusive HERA DIS measurements

The most recent and most precise measurements of the lepton-proton DIS cross section over a wide range in x and Q^2 were performed at HERA with a combination of the measurements from the H1 and ZEUS collaborations [11]. These measurements are the basis for any determination of parton densities. In Ref. [11] a fit to the inclusive DIS measurements was performed using DGLAP at LO, NLO and NNLO, resulting in the HERAPDF2.0 parton distributions. These fits were performed with QCDnum [31] within the xFitter framework [26] using a starting scale $\mu_0 = 1.9 \text{ GeV}^2$ and the renormalization and factorization scales set to $\mu_r^2 = \mu_f^2 = Q^2$. The light quark matrix elements were taken from QCDnum, the heavy-quark contributions were obtained within the general-mass variable-flavor scheme RTOPT [32–34]

for neutral current, while for charged current interactions the zero-mass approximation from QCDnum was used. A total of 1145 data points of neutral-current and charged-current deep-inelastic cross section measurements were used in the range of $3.5 < Q^2 < 50000 \text{ GeV}^2$ and $4 \cdot 10^{-5} < x < 0.65$.

The same data sets, kinematic ranges and hard-scattering coefficient functions, including the heavy-quark treatment, are used in the fits described here. We use NLO DGLAP splitting functions [5, 6] as well as NLO coefficient functions [35] for light quarks. For heavy quarks we apply the general-mass variable-flavor scheme RTOPT [32–34] for neutral current, while for charged current interactions the zero-mass approximation is used.

PB NLO $\alpha_s(\mu_i^2)$ (Set 1)			
	χ^2	d.o.f	$\chi^2/\text{d.o.f}$
$\mu_0^2 = 1.9 \text{ GeV}^2$	1363.37	1131	1.21
PB NLO $\alpha_s(q_{ti}^2)$ (Set 2)			
	χ^2	d.o.f	$\chi^2/\text{d.o.f}$
$\mu_0^2 = 1.4 \text{ GeV}^2$	1369.80	1131	1.21

Table 1: Values of χ^2 for the different fits at NLO.

In the following we describe the parameters and the form of the starting distributions, which follow the ones of HERAPDF2.0 [11]. The mass of the charm quark is set $m_c = 1.47 \text{ GeV}$, and $m_b = 4.5 \text{ GeV}$ is used for the bottom quark mass. The strong coupling is set to $\alpha_s(M_z^2) = 0.118$.

The parton distribution functions $x\mathcal{A}_0(x)$ are parameterized in a general form at the starting scale μ_0^2 as

$$x\mathcal{A}_0(x) = Ax^B(1-x)^C(1+Dx+Ex^2). \quad (9)$$

The parameterized PDFs are the gluon distribution, xg , the valence-quark distributions, xu_v , xd_v , and the u -type and d -type anti-quark distributions, $x\bar{U}$, $x\bar{D}$. The relations $x\bar{U} = x\bar{u}$ and $x\bar{D} = x\bar{d} + x\bar{s}$ are assumed at the starting scale μ_0 .

The following parameterizations are used for the different parton flavors:

$$\begin{aligned}
xg(x) &= A_g x^{B_g} (1-x)^{C_g} - A'_g x^{B'_g} (1-x)^{C'_g}, \\
xu_v(x) &= A_{u_v} x^{B_{u_v}} (1-x)^{C_{u_v}} (1 + E_{u_v} x^2), \\
xd_v(x) &= A_{d_v} x^{B_{d_v}} (1-x)^{C_{d_v}}, \\
x\bar{U}(x) &= A_{\bar{U}} x^{B_{\bar{U}}} (1-x)^{C_{\bar{U}}} (1 + D_{\bar{U}} x), \\
x\bar{D}(x) &= A_{\bar{D}} x^{B_{\bar{D}}} (1-x)^{C_{\bar{D}}}.
\end{aligned} \quad (10)$$

The quark-number sum rules and the momentum sum rule can be used to constrain the normalization parameters, $A_{u_v}, A_{d_v}, A_g, A'_g$. The B parameters are set $B_{\bar{U}} = B_{\bar{D}}$ for the sea distributions. The strange-quark distribution is parameterized as a d -type sea with an x -independent fraction, f_s , $x\bar{s} = f_s x\bar{D}$ at μ_0^2 with $f_s = 0.4$. A further constraint was applied by setting $A_{\bar{U}} = A_{\bar{D}}(1 - f_s)$.

In the next section we determine the free parameters of the initial distributions given by eq. (10) via fits to the HERA DIS data in the range of $Q^2 > 3.5 \text{ GeV}^2$ using NLO DGLAP splitting functions within the PB method.

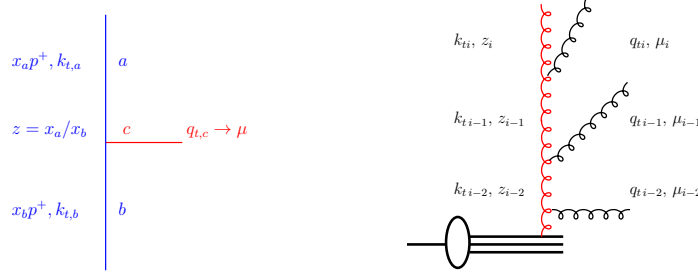


Figure 2: Left: Branching process $b \rightarrow a + c$. Right: Schematic view of a parton branching process.

The PB method allows the explicit calculation of the kinematics at every branching vertex (see Fig. 2 left). Once the physical meaning of the evolution scale is specified in terms of kinematic variables, the transverse momenta of the propagating and emitted partons can be calculated. In Ref. [14] it was pointed out that angular ordering gives transverse momentum distributions which are stable with respect to variations of the resolution parameter z_M . In angular ordering, the angles of the emitted partons increase from the hadron side towards the hard scattering, as shown in Fig. 2 right. The transverse momentum $q_{t,i}$ can be calculated in terms of the angle Θ_i of the emitted parton with respect to the beam directions from $q_{t,c} = (1 - z)E_b \sin \Theta$. Associating the angle $(E \sin \Theta_i)$ with μ_i gives

$$\mathbf{q}_{t,i}^2 = (1 - z_i)^2 \mu_i^2. \quad (11)$$

In the following, we use the PB method to determine collinear (iTMD) and transverse momentum dependent (TMD) parton densities using NLO DGLAP splitting functions for two different scenarios: first we only apply the angular ordering condition for the calculation of the transverse momentum and keep the evolution scale μ_i^2 as the argument in α_s (Set 1); in a second scenario (Set 2), we use in eqs.(1,4,6) the transverse momentum $|\mathbf{q}_{t,i}^2|$ as the argument in α_s , as suggested in Ref. [16, 17]. An additional parameter q_{cut} needs to be introduced in $\alpha_s(\max(q_{cut}^2, |\mathbf{q}_{t,i}^2|))$ to avoid the non-perturbative region, since with large z the scale $|\mathbf{q}_{t,i}^2| = (1 - z)^2 \mu_i^2$ can become very small. We take the default choice for this parameter to be $q_{cut} = 1 \text{ GeV}$, and we estimate the model dependence with a variation around the default choice.

In the first case, the integrated parton density, and the initial parameters, will be the same (up to numerical precision) as the ones obtained by HERAPDF2.0, and we use this as a benchmark of the whole method. In the second case, even the integrated parton distributions differ, because of the different scale in α_s . In both cases a reasonably good fit is obtained with $\chi^2/ndf \sim 1.2$, as for HERAPDF2.0. In Tab. 1 details of the fits are given. The starting scale μ_0^2

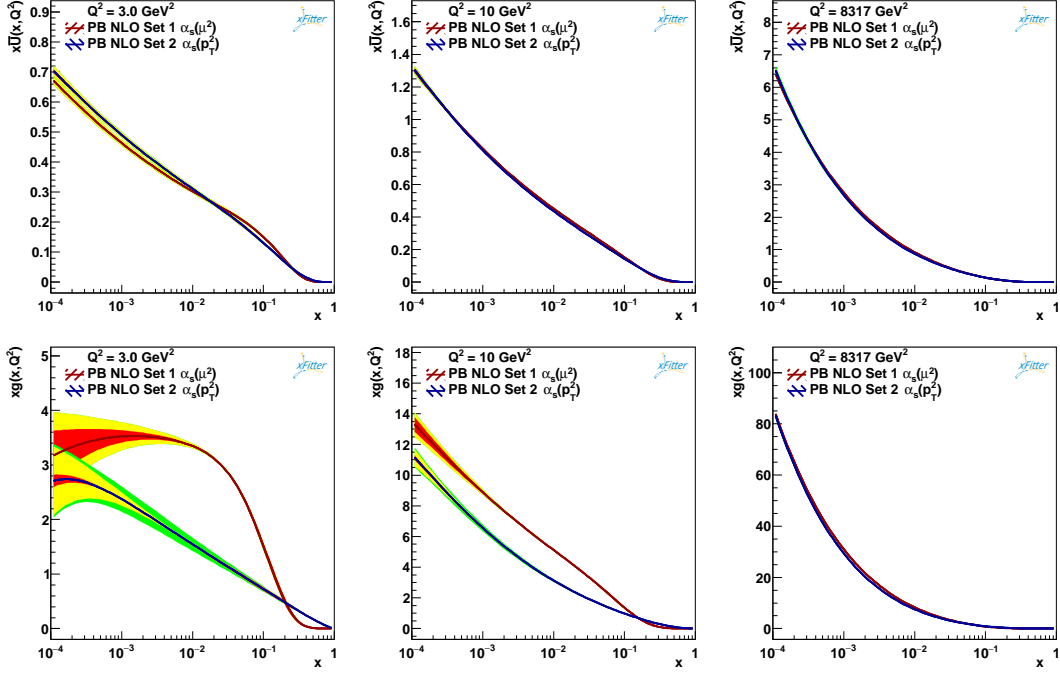


Figure 3: Parton densities for different values of the scale $\mu^2 = Q^2$. The different choices for the renormalization scale in α_s are shown. The red band shows the experimental uncertainty, the yellow band the model dependence. The green band shows the uncertainty coming from the variation of the parameter q_{cut} in Set 2.

is chosen differently for the 2 scenarios: for Set 1 we chose (as in HERAPDF) $\mu_0^2 = 1.9 \text{ GeV}^2$ while for Set 2 we chose $\mu_0^2 = 1.4 \text{ GeV}^2$, which gave the best χ^2/ndf . The values of the parameters at the starting scale μ_0^2 are given in Tab. 3.

3.1 Collinear Parton Densities (iTMD)

The fits to HERA measurements are performed using χ^2 minimization, as in the case of the HERAPDF fits, implemented in `xFitter` [26]. The definition of χ^2 includes systematic shifts, a treatment of correlated and uncorrelated systematic uncertainties. In total 162 systematic uncertainties plus procedural uncertainties from the combination of H1 and ZEUS are treated as correlated uncertainties.

The experimental uncertainties of the resulting parton densities are determined with the Hessian method [36] (as implemented in `xFitter`) with $\Delta\chi^2 = 1$. The model dependence of the PDF fits is obtained by varying charm and bottom masses and the starting scale of the evolution μ_0^2 . For Set 2 also the parameter q_{cut} is varied. The central values and the range of variation is given in Tab. 2.

In Fig. 3 the \bar{U} -type quark and gluon densities are shown as functions of x for different values of the evolution scale $\mu^2 = Q^2$ including the experimental uncertainties (red band) and the uncertainties coming from the model dependence (yellow band). For Set 2 the uncertainty of the parameter q_{cut} is shown as the green band. Although the fits (Set 1 and Set 2) to HERA I+II data are of similar quality, the resulting parton distributions, especially for the gluon, are significantly different. With increasing evolution scale, however, they become more and more similar. In Fig. 4 the total uncertainties (experimental and model) of the parton densities are shown.

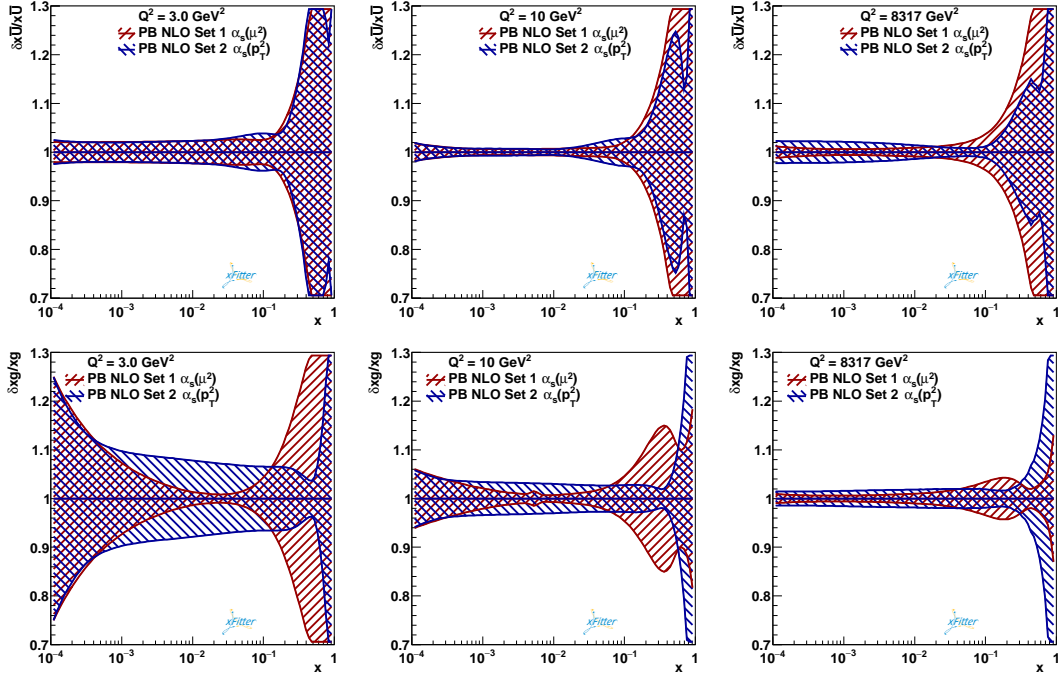


Figure 4: Total uncertainties (experimental and model uncertainties) for the two different sets at different values of the evolution scale μ^2 .

In Fig. 5 we show predictions for the inclusive DIS cross section and the inclusive charm cross section obtained from the two different parton distributions, and compare them with the measurements from HERA [11, 37]. While the inclusive DIS cross section is well described, the prediction using Set 2 differs from inclusive charm measurement at low Q^2 and small x . For values $x > 0.001$ all predictions agree reasonably well with the data. It has been checked explicitly that including the charm measurements in the fits does not significantly change the fit result (the charm data have too large an uncertainty compared to the precise inclusive measurements).

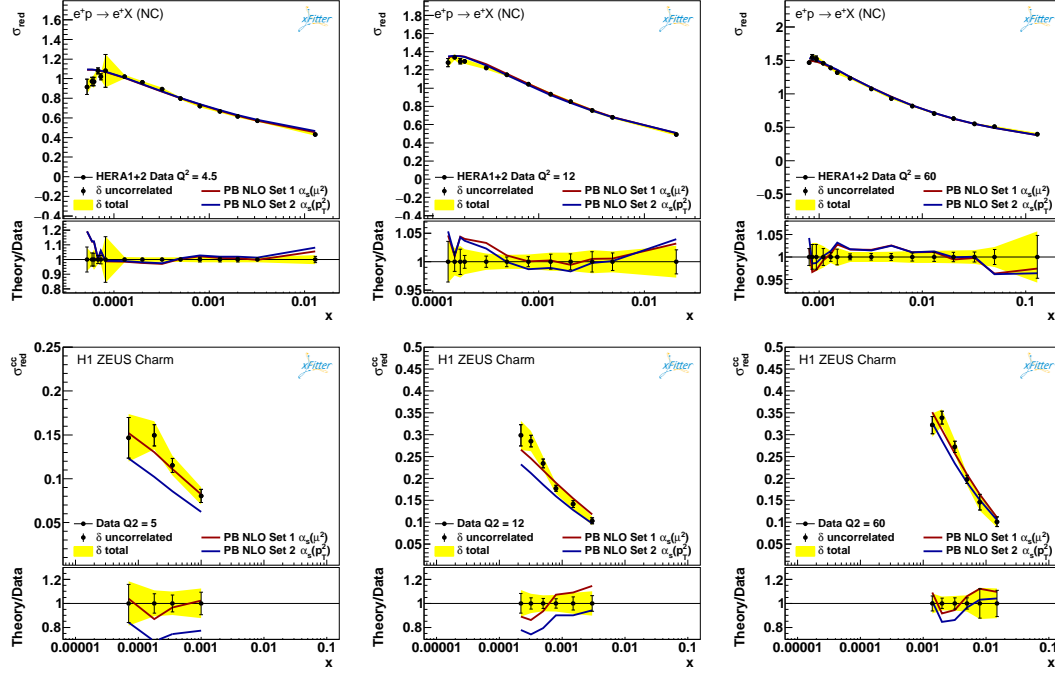


Figure 5: Measurement of the reduced cross section obtained at HERA compared to predictions using Set 1 and Set 2. Upper row: inclusive DIS cross section [11], lower row: inclusive charm production [37].

3.2 Transverse Momentum Dependent Parton Densities (TMD)

TMD parton densities can be obtained via the PB method once the relationship between kinematical variables and evolution scale μ is specified, and the transverse momentum at each individual branching is calculated with eq. (11). The parameters for the starting distributions are obtained for the collinear parton densities by a fit to inclusive DIS cross section measurements, as described previously. The TMD parton densities are then obtained from a convolution of the TMD kernel with the starting distribution, as given in eq. (8).

In Fig. 6 we show the TMD parton densities for \bar{u} -quarks and gluons as a function of the transverse momentum $k_t = \sqrt{k^2}$ for different values of the evolution scale $\mu = 10$ (100) GeV and different values of x for Set 1 and Set 2. One can clearly see that both sets give identical results for larger k_t , while they are different for small k_t , a consequence of the different scale choices for the argument of α_s .

In Fig. 7 the parton densities for all flavors are shown as a function of k_t for different values of the evolution scale $\mu = 10, 100, 1000$ GeV. The large scales are relevant for phenomenology at the LHC, and it is interesting to observe that the transverse momenta extend to very large values, up to the values of the factorization scales (for $\mu = 1$ TeV the transverse

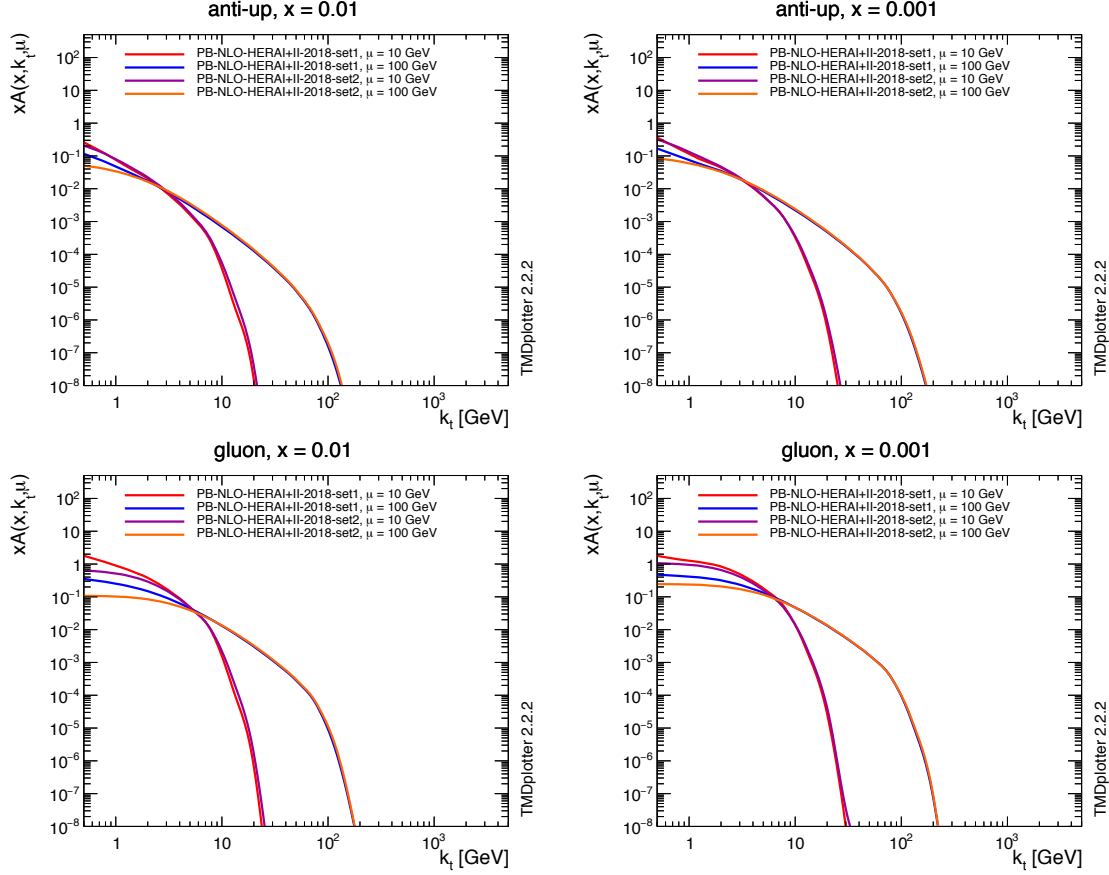


Figure 6: Transverse Momentum Dependent parton densities (PB-NLO-2018-Set1 and PB-NLO-2018-Set 2) as a function of k_t for different scales μ . Upper row shows the densities for \bar{u} , lower row the densities for gluons for two different values of x .

momenta extend to $k_t \sim 1$ TeV). However, the large k_t values are suppressed compared to smaller ones. The different quark flavors show a different behavior at small k_t , coming essentially from the no-branching probability (first term in eq.(6)), while they are very similar at larger k_t , a result of perturbative splittings (second term in eq.(6)).

In Fig. 8 the gluon and \bar{u} densities as a function of the transverse momentum are shown for $\mu = 100$ GeV and $x = 0.01$ together with the uncertainty bands obtained from the fits. The panels show the uncertainties coming from the experimental sources as well as the total uncertainty coming from experimental and model sources separately. Although only collinear splitting functions are used, and the fit was obtained with collinear parton densities, a k_t dependence of the uncertainties is obtained, which comes from the different contributions to the spectrum. The experimental uncertainties are small over the whole range, while the

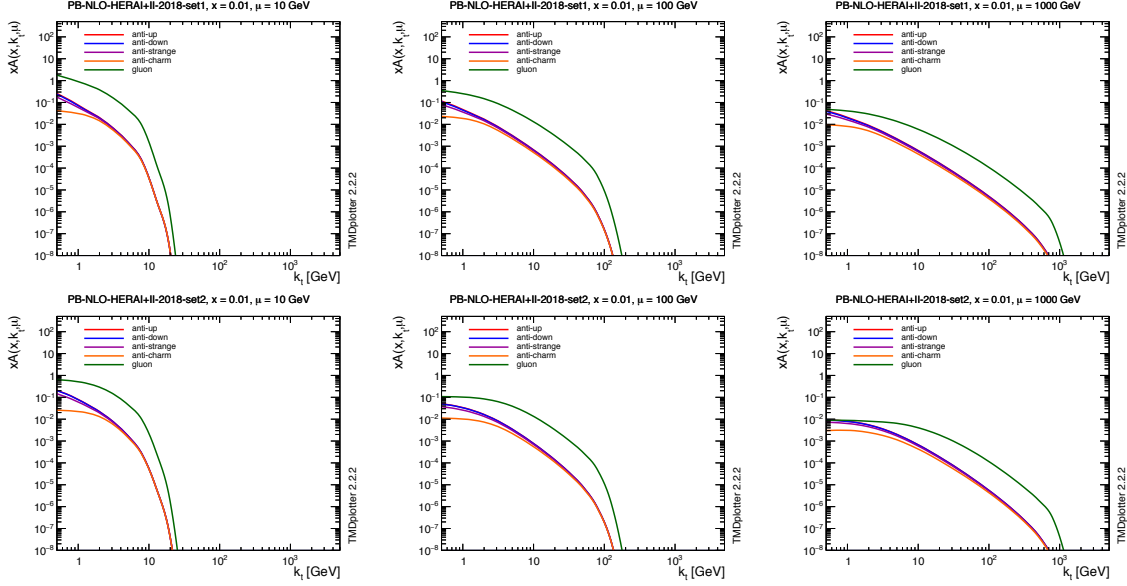


Figure 7: Transverse Momentum Dependent parton densities (PB-NLO-2018-Set1 upper row and PB-NLO-2018-Set2 lower row) as a function of k_t for different scales μ at $x = 0.01$ for all flavors.

model dependent uncertainties dominate.

The resulting TMD parton densities, PB-NLO-2018-Set1 and PB-NLO-2018-Set2, including uncertainties are available in TMDLIB [38] and TMDPLOTTER [39, 40].

4 Application to Z -boson production at the LHC

The transverse momentum spectrum of Z bosons in Drell-Yan (DY) production at small values of transverse momentum q_T cannot be described by fixed-order perturbative calculations, and resummation of soft gluon emissions to all orders in α_s is needed. See e.g. [41] for a recent discussion. The DY q_T spectrum can be described by the CSS method [42–45] using TMD factorization at small q_T [46, 47], or by parton showers within Monte Carlo event generators [24]. The ATLAS and CMS experiments at the LHC have measured the q_T spectrum of the Z -boson [48–50].

The TMD distributions obtained from HERA DIS measurements can be used to predict the DY q_T spectrum of the Z -boson at LHC energies. Since we are interested in the low- q_T region, we use the LO expression for Z production matrix elements. In practical terms we use a LHE (Les-Houches Event) file [51] obtained from the PYTHIA MC event generator [52] with on-shell initial partons. The transverse momentum of the initial state partons is calculated according to the TMDs and added to the event record in such a way that the mass of the produced DY pair is conserved, while the longitudinal momenta are changed accordingly.

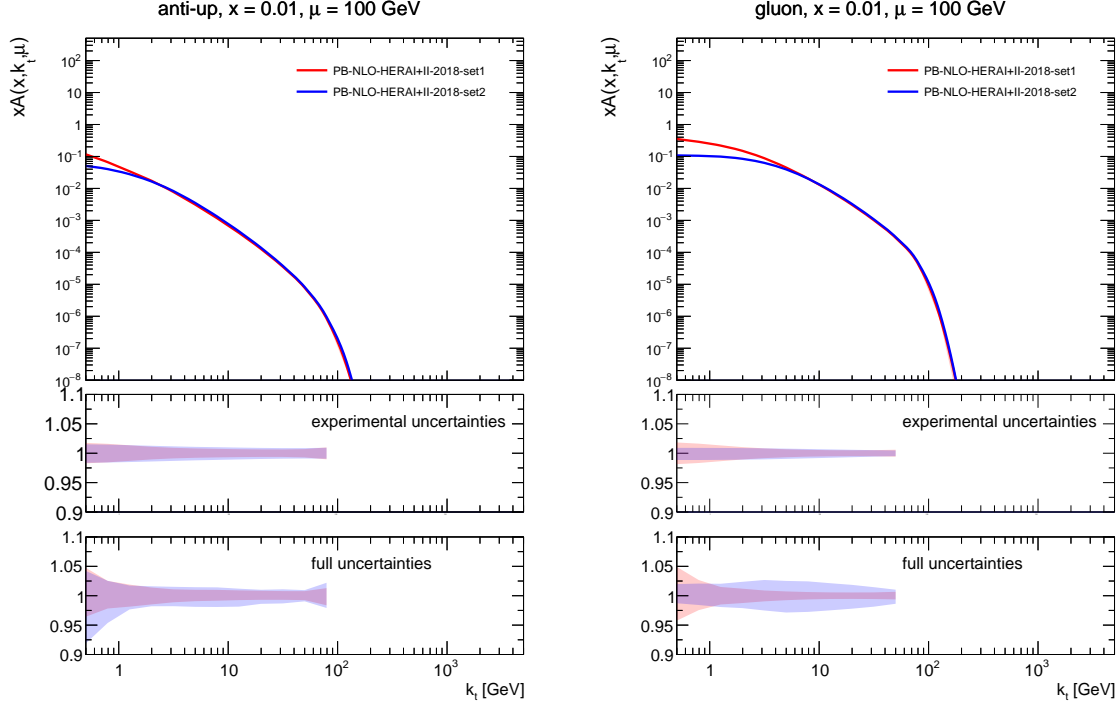


Figure 8: Transverse Momentum Dependent parton densities (\bar{u} upper row, gluon lower row) from Set 1 and Set 2 as a function of k_t for $\mu = 100$ GeV at $x = 0.01$. In the lower panels we show the relative uncertainties coming from experimental uncertainties as well as the total of experimental and model uncertainties.

This procedure is implemented in the CASCADE package [53, 54] (version 2.4.x) where events in HEPMC [55] format are produced, for further processing with Rivet [56]. The importance of the proper inclusion of transverse momentum effects from parton showers has been pointed out in Ref. [57, 58]. With the TMD distributions described here, these effects can be included already at the level of the cross section calculation.

In Fig. 9 (left) we show the predictions for the transverse momentum spectrum of the Z -boson obtained with the two TMD distributions, compared with the measurements of ATLAS [50]. The uncertainties coming from experimental and model sources are shown for both Set 1 and Set 2 with the colored bands (Fig. 9 left); the experimental and full uncertainties are shown for Set 2 in Fig. 9 (right). The difference between the full and experimental uncertainties from the fit is very small.

In general the shape of the spectrum is described by both TMD fits. The TMD Set 2, applying the transverse momentum as the renormalisation scale (instead of the evolution scale μ), provides a significantly better description of the transverse momentum spectrum of the Z -boson, coming from the different k_t spectrum of the TMD already visible in Fig. 6. One

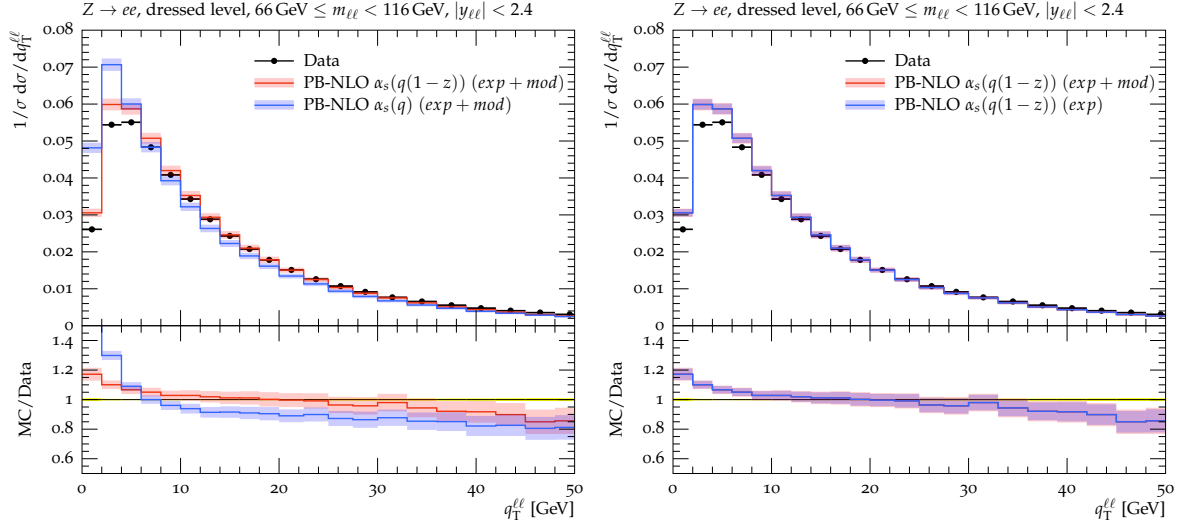


Figure 9: Transverse momentum q_T spectrum of Z -bosons obtained from the two TMDs, compared with measurements from [50]. Left: comparison of predictions using Set 1 and Set 2 including the full (experimental and model) uncertainties. Right: prediction using Set 2, with experimental and full uncertainties separated (the difference is very small).

should note that no adjustment of any parameter is made, and that the TMDs are entirely constrained by the fits to inclusive DIS data.

5 Conclusion

The parton branching method has been used to determine a first complete set of collinear and TMD parton densities from fits to precision DIS data over a large range in x and Q^2 as measured at HERA. The parton densities are obtained with NLO DGLAP splitting functions and 2-loop α_s with $\alpha_s(M_Z) = 0.118$. The renormalisation scale in the evolution has been chosen to be the evolution scale μ_i (Set 1) or the transverse momentum q_{Ti} (Set 2). Two different collinear and TMD sets are obtained for these different choices, both giving a similar $\chi^2/ndf = 1.2$. The obtained parton densities are valid over a wide range in x and scale μ , up to the multi-TeV scale, relevant for LHC physics.

Experimental uncertainties of the fit are obtained using the Hessian method with $\Delta\chi^2 = 1$ and model dependent uncertainties are determined.

The obtained TMDs are applied to calculate the transverse momentum spectrum of the Z -boson in DY production at LHC energies. Good agreement with the measurement is observed if angular ordering is applied. The uncertainties of the prediction come only from the TMD uncertainties determined in the fit to HERA measurements.

For the first time, precision DIS measurements have been used to obtain both collinear

and TMD parton densities, including uncertainties, over a wide range in x and μ values, which are relevant for LHC and future collider phenomenology as well as for low-energy and small- k_t physics.

	Central value	Lower value	Upper value
Set 1 μ_0^2 (GeV ²)	1.9	1.6	2.2
Set 2 μ_0^2 (GeV ²)	1.4	1.1	1.7
Set 2 q_{cut} (GeV)	1.0	0.9	1.1
m_c (GeV)	1.47	1.41	1.53
m_b (GeV)	4.5	4.25	4.75

Table 2: Central values and change ranges of parameters for model dependence

Set 1								
	A	B	C	D	E	A'	B'	C'
xg	4.32	−0.015	9.15	11.8	13.5	1.040	−0.166	25
xu_v	4.07	0.714	4.84					
xd_v	3.15	0.806	4.07					
$x\bar{U}$	0.107	−0.173	8.05					
$x\bar{D}$	0.178	−0.173	4.89					
Set 2								
xg	0.42	−0.047	0.96	1.5	13.7	0.008	−0.58	25
xu_v	2.49	0.65	3.44					
xd_v	2.02	0.75	2.47					
$x\bar{U}$	0.14	−0.16	5.29					
$x\bar{D}$	0.24	−0.16	5.83					

Table 3: Parameter values of the initial distributions at NLO. The parameter $C' = 25$ was fixed, as in HERAPDF2.0. The parameters correspond to a starting scale $\mu_0^2 = 1.9(1.4)$ GeV² for Set 1 (Set 2).

Acknowledgments. We are grateful for many discussions with the xFitter developers team, in particular with R. Placakyte and A. Glazov. FH acknowledges the support and hospitality of the CERN Theory Division, of DESY, Hamburg and of the University of Basque Country, Bilbao, while part of this work was being done.

References

- [1] V. N. Gribov and L. N. Lipatov, “Deep inelastic e p scattering in perturbation theory”, *Sov. J. Nucl. Phys.* **15** (1972) 438–450.

- [2] L. N. Lipatov, “The parton model and perturbation theory”, *Sov. J. Nucl. Phys.* **20** (1975) 94–102.
- [3] G. Altarelli and G. Parisi, “Asymptotic freedom in parton language”, *Nucl. Phys.* **B126** (1977) 298.
- [4] Y. L. Dokshitzer, “Calculation of the structure functions for deep inelastic scattering and e^+e^- annihilation by perturbation theory in quantum chromodynamics”, *Sov. Phys. JETP* **46** (1977) 641.
- [5] G. Curci, W. Furmanski, and R. Petronzio, “Evolution of Parton Densities Beyond Leading Order: The Nonsinglet Case”, *Nucl. Phys.* **B175** (1980) 27.
- [6] W. Furmanski and R. Petronzio, “Singlet Parton Densities Beyond Leading Order”, *Phys. Lett.* **B97** (1980) 437.
- [7] A. Vogt, S. Moch, and J. A. M. Vermaseren, “The Three-loop splitting functions in QCD: The Singlet case”, *Nucl. Phys.* **B691** (2004) 129–181, [arXiv:hep-ph/0404111](#).
- [8] S. Moch, J. A. M. Vermaseren, and A. Vogt, “The Three loop splitting functions in QCD: The Nonsinglet case”, *Nucl. Phys.* **B688** (2004) 101–134, [arXiv:hep-ph/0403192](#).
- [9] S. Alekhin, J. Blümlein, S. Moch, and R. Placakyte, “Parton distribution functions, α_s , and heavy-quark masses for LHC Run II”, *Phys. Rev.* **D96** (2017), no. 1, 014011, [arXiv:1701.05838](#).
- [10] S. Dulat et al., “New parton distribution functions from a global analysis of quantum chromodynamics”, *Phys. Rev.* **D93** (2016), no. 3, 033006, [arXiv:1506.07443](#).
- [11] ZEUS, H1 Collaboration, “Combination of measurements of inclusive deep inelastic $e^\pm p$ scattering cross sections and QCD analysis of HERA data”, *Eur. Phys. J.* **C75** (2015), no. 12, 580, [arXiv:1506.06042](#).
- [12] NNPDF Collaboration, “Parton distributions from high-precision collider data”, *Eur. Phys. J.* **C77** (2017), no. 10, 663, [arXiv:1706.00428](#).
- [13] A. D. Martin, W. J. Stirling, R. S. Thorne, and G. Watt, “Parton distributions for the LHC”, *Eur. Phys. J.* **C63** (2009) 189–285, [arXiv:0901.0002](#).
- [14] F. Hautmann et al., “Soft-gluon resolution scale in QCD evolution equations”, *Phys. Lett.* **B772** (2017) 446–451, [arXiv:1704.01757](#).
- [15] F. Hautmann et al., “Collinear and TMD quark and gluon densities from Parton Branching solution of QCD evolution equations”, *JHEP* **01** (2018) 070, [arXiv:1708.03279](#).

- [16] D. Amati et al., “A treatment of hard processes sensitive to the infrared structure of QCD”, *Nucl. Phys.* **B173** (1980) 429–455.
- [17] S. Gieseke, P. Stephens, and B. Webber, “New formalism for QCD parton showers”, *JHEP* **12** (2003) 045, [arXiv:hep-ph/0310083](#).
- [18] R. K. Ellis, W. J. Stirling, and B. R. Webber, “QCD and collider physics”. Camb.Monogr.Part.Phys.Nucl.Phys.Cosmol., 1996.
- [19] S. Jadach and M. Skrzypek, “Exact solutions of the QCD evolution equations using Monte Carlo method”, *Acta Phys. Polon.* **B35** (2004) 745–756, [arXiv:hep-ph/0312355](#).
- [20] W. Placzek, K. J. Golec-Biernat, S. Jadach, and M. Skrzypek, “Solving the QCD NLO evolution equations with a Markovian Monte Carlo”, *Acta Phys. Polon.* **B38** (2007) 2357–2368, [arXiv:0704.3344](#).
- [21] H. Tanaka, T. Sugiura, T. Munehisa, and K. Kato, “Space-like jet calculus for single gluon radiating processes”, *Prog. Theor. Phys.* **109** (2003) 981–993.
- [22] H. Tanaka, “Initial state parton evolution beyond the leading logarithmic order of QCD”, *Prog. Theor. Phys.* **110** (2003) 963–973.
- [23] S. Höche and S. Prestel, “Triple collinear emissions in parton showers”, *Phys. Rev.* **D96** (2017), no. 7, 074017, [arXiv:1705.00742](#).
- [24] S. Höche, F. Krauss, and S. Prestel, “Implementing NLO DGLAP evolution in Parton Showers”, *JHEP* **10** (2017) 093, [arXiv:1705.00982](#).
- [25] R. Zlebcik, “TMD densities from the Parton Branching method”, *PoS* **DIS2017** (2018) 078.
- [26] S. Alekhin et al., “HERAFitter”, *Eur. Phys. J.* **C75** (2015), no. 7, 304, [arXiv:1410.4412](#).
- [27] F. Hautmann and H. Jung, “Transverse momentum dependent gluon density from DIS precision data”, *Nuclear Physics B* **883** (2014) 1 – 19, [arXiv:1312.7875](#).
- [28] H. Jung and F. Hautmann, “Determination of transverse momentum dependent gluon density from HERA structure function measurements”, [arXiv:1206.1796](#).
- [29] F. Hautmann, H. Jung, and S. T. Monfared, “The CCFM uPDF evolution uPDFevolv”, *Eur. Phys. J.* **C74** (2014) 3082, [arXiv:1407.5935](#).
- [30] W. Giele et al., “The QCD / SM working group: Summary report”, in *Physics at TeV colliders. Proceedings, Euro Summer School, Les Houches, France, May 21-June 1, 2001*, pp. 275–426. 2002. [arXiv:hep-ph/0204316](#).

- [31] M. Botje, “QCDNUM: fast QCD evolution and convolution”, *Comput.Phys.Commun.* **182** (2011) 490–532, [arXiv:1005.1481](#).
- [32] R. S. Thorne, “Effect of changes of variable flavor number scheme on parton distribution functions and predicted cross sections”, *Phys. Rev.* **D86** (2012) 074017, [arXiv:1201.6180](#).
- [33] R. S. Thorne, “A Variable-flavor number scheme for NNLO”, *Phys. Rev.* **D73** (2006) 054019, [arXiv:hep-ph/0601245](#).
- [34] R. S. Thorne and R. G. Roberts, “An ordered analysis of heavy flavor production in deep inelastic scattering”, *Phys. Rev.* **D57** (1998) 6871–6898, [arXiv:hep-ph/9709442](#).
- [35] W. Furmanski and R. Petronzio, “Lepton - Hadron Processes Beyond Leading Order in Quantum Chromodynamics”, *Z. Phys.* **C11** (1982) 293.
- [36] J. Pumplin et al., “Uncertainties of predictions from parton distribution functions. 2. The Hessian method”, *Phys.Rev.* **D65** (2001) 014013, [arXiv:hep-ph/0101032](#).
- [37] H1 Collaboration, ZEUS Collaboration Collaboration, “Combination and QCD Analysis of Charm Production Cross Section Measurements in Deep-Inelastic ep Scattering at HERA”, *Eur.Phys.J.* **C73** (2013) 2311, [arXiv:1211.1182](#).
- [38] F. Hautmann et al., “TMDlib and TMDplotter: library and plotting tools for transverse-momentum-dependent parton distributions”, *Eur. Phys. J.* **C 74** (2014), no. 12, 3220, [arXiv:1408.3015](#).
- [39] P. Connor, F. Hautmann, and H. Jung, “TMDplotter webinterface”.
<http://tmdplotter.desy.de>.
- [40] P. Connor, H. Jung, F. Hautmann, and J. Scheller, “TMDlib 1.0.8 and TMDplotter 2.1.1”, *PoS DIS2016* (2016) 039.
- [41] R. Angeles-Martinez et al., “Transverse Momentum Dependent (TMD) parton distribution functions: status and prospects”, *Acta Phys. Polon.* **B46** (2015), no. 12, 2501–2534, [arXiv:1507.05267](#).
- [42] J. C. Collins, D. E. Soper, and G. F. Sterman, “Transverse Momentum Distribution in Drell-Yan Pair and W and Z Boson production”, *Nucl.Phys.* **B250** (1985) 199.
- [43] F. Landry, R. Brock, P. M. Nadolsky, and C. P. Yuan, “Tevatron Run-1 Z boson data and Collins-Soper-Sterman resummation formalism”, *Phys. Rev.* **D67** (2003) 073016, [arXiv:hep-ph/0212159](#).
- [44] J. Collins, “CSS Equation, etc, follow from structure of TMD factorization”, [arXiv:1212.5974](#).

- [45] S. Catani, D. de Florian, G. Ferrera, and M. Grazzini, “Vector boson production at hadron colliders: transverse-momentum resummation and leptonic decay”, *JHEP* **12** (2015) 047, [arXiv:1507.06937](#).
- [46] A. Bacchetta et al., “Extraction of partonic transverse momentum distributions from semi-inclusive deep-inelastic scattering, Drell-Yan and Z-boson production”, *JHEP* **06** (2017) 081, [arXiv:1703.10157](#).
- [47] I. Scimemi and A. Vladimirov, “Analysis of vector boson production within TMD factorization”, *Eur. Phys. J.* **C78** (2018), no. 2, 89, [arXiv:1706.01473](#).
- [48] ATLAS Collaboration, “Measurement of the transverse momentum distribution of Z/ bosons in proton–proton collisions at $\sqrt{s}=7$ TeV with the ATLAS detector”, *Phys. Lett.* **B705** (2011) 415–434, [arXiv:1107.2381](#).
- [49] CMS Collaboration, “Measurement of the rapidity and transverse momentum distributions of Z Bosons in pp collisions at $\sqrt{s} = 7$ TeV”, *Phys.Rev.* **D85** (2012) 032002, [arXiv:1110.4973](#).
- [50] ATLAS Collaboration, “Measurement of the transverse momentum and ϕ_η^* distributions of Drell–Yan lepton pairs in proton–proton collisions at $\sqrt{s} = 8$ TeV with the ATLAS detector”, *Eur. Phys. J.* **C76** (2016), no. 5, 291, [arXiv:1512.02192](#).
- [51] J. Alwall et al., “A standard format for Les Houches event files”, *Comput. Phys. Commun.* **176** (2007) 300–304, [arXiv:hep-ph/0609017](#).
- [52] T. Sjöstrand et al., “An introduction to PYTHIA 8.2”, *Comput. Phys. Commun.* **191** (2015) 159–177, [arXiv:1410.3012](#).
- [53] H. Jung et al., “The CCFM Monte Carlo generator CASCADE version 2.2.03”, *Eur.Phys.J.* **C70** (2010) 1237–1249, [arXiv:1008.0152](#).
- [54] H. Jung, “The CCFM Monte Carlo generator CASCADE”, *Comput. Phys. Commun.* **143** (2002) 100–111, [arXiv:hep-ph/0109102](#).
- [55] M. Dobbs and J. B. Hansen, “The HepMC C++ Monte Carlo event record for High Energy Physics”, *Comput. Phys. Commun.* **134** (2001) 41–46.
- [56] A. Buckley et al., “Rivet user manual”, *Comput. Phys. Commun.* **184** (2013) 2803–2819, [arXiv:1003.0694](#).
- [57] S. Dooling, P. Gunnellini, F. Hautmann, and H. Jung, “Longitudinal momentum shifts, showering and nonperturbative corrections in matched NLO-shower event generators”, *Phys.Rev.* **D87** (2013) 094009, [arXiv:1212.6164](#).
- [58] F. Hautmann and H. Jung, “Collinearity approximations and kinematic shifts in partonic shower algorithms”, [arXiv:1209.6549](#).