

A RELAXATION SCHEME FOR A HYPERBOLIC MULTIPHASE FLOW MODEL. PART I: BAROTROPIC EOS

Khaled Saleh¹

¹ Université de Lyon, CNRS UMR 5208, Université Lyon 1, Institut Camille Jordan, 43 bd 11 novembre 1918; F-69622 Villeurbanne cedex, France.

Abstract

This article is the first of two in which we develop a relaxation finite volume scheme for the convective part of the multiphase flow models introduced in the series of papers [10, 9, 4]. In the present article we focus on barotropic flows where in each phase the pressure is a given function of the density. The case of general equations of state will be the purpose of the second article. We show how it is possible to extend the relaxation scheme designed in [8] for the barotropic Baer-Nunziato two -phase flow model to the multiphase flow model with N - where N is arbitrarily large - phases. The obtained scheme inherits the main properties of the relaxation scheme designed for the Baer-Nunziato two phase flow model. The approximated phase fractions and phase densities are proven to remain positive and a discrete energy inequality is also proven under a classical CFL condition. For the same level of refinement, the relaxation scheme is shown to be much more accurate than Rusanov's scheme, and for a given level of approximation error, the relaxation scheme is shown to perform much better in terms of computational cost than Rusanov's scheme. Moreover, contrary to Rusanov's scheme which develops strong oscillations when approximating vanishing phase solutions, the numerical results show that the relaxation scheme remains stable in such regimes.

Keywords: Multiphase flows, Compressible flows, Hyperbolic PDEs, Entropy-satisfying methods, Relaxation techniques, Riemann problem, Riemann solvers, Godunov-type schemes, Finite volumes.

Mathematics Subject Classification: 76T30, 76T10, 76M12, 65M08, 35L60, 35Q35, 35F55.

1 Introduction

A multiphase flow is a flow involving the simultaneous presence of materials with different states or phases (for instance gas-liquid-solid mixtures) or materials in the same state or phase but with different chemical properties (for instance non miscible liquid-liquid mixtures). The modeling and numerical simulation of multiphase flows is a relevant approach for a detailed investigation of some patterns occurring in many industrial sectors. In the oil and petroleum industry for instance, multiphase flow modeling is needed for the understanding of pipe flows where non miscible oil, liquid water and gas and possibly solid particles are involved. In the chemical industry some synthesis processes are based on three phase chemical reactors. In the metalworking industry, some cooling processes involve multiphase flows.

In the nuclear industry, many applications involve multiphase flows such as accidental configurations that may arise in pressurized water reactors, among which the Departure from Nucleate Boiling (DNB) [16], the Loss of Coolant Accident (LOCA) [17], the re-flooding phase following a LOCA or the Reactivity Initiated Accident (RIA) [11], that all involve two phase liquid-vapor flows. Other accidental configurations involve three phase flows such as the steam explosion, a phenomenon consisting in violent boiling or flashing of water into steam, occurring when the water is in contact with hot molten metal particles of "corium": a liquid mixture of nuclear fuel, fission products, control rods, structural materials, etc.. resulting from a core meltdown. The corium is fragmented in droplets the order of magnitude of which is $100\mu m$. This

allows a very rapid heat transfer to the surrounding water in a time less than the characteristic time of the pressure relaxation associated with water evaporation, hence a dramatic increase of pressure and the possible apparition of shock and rarefaction pressure waves that may also damage the reactor structure and cause a containment failure. The passage of the pressure wave through the pre-dispersed metal creates flow forces which further fragment the melt, increasing the interfacial area between droplets and liquid water, hence resulting in rapid heat transfer, and thus sustaining the process. We refer the reader to [2] and the references therein in order to have a better understanding of that problem, and also to the recent paper [13].

The modeling and numerical simulation of the steam explosion is an open topic up to now. Since the sudden increase of vapor concentration results in huge pressure waves including shock and rarefaction waves, compressible multiphase flow models with unique jump conditions and for which the initial-value problem is well posed are mandatory. Some modeling efforts have been provided in this direction in [10, 9, 4]. The N -phase flow models developed therein consist in an extension to $N \geq 3$ phases of the well-known Baer-Nunziato two phase flow model [1]. They consist in N sets of partial differential equations (PDEs) accounting for the evolution of phase fraction, density, velocity and energy of each phase. As in the Baer-Nunziato model, the PDEs are composed of a hyperbolic first order convective part consisting in N Euler-like systems coupled through non-conservative terms and zero-th source terms accounting for pressure, velocity and temperature relaxation phenomena between the phases. We emphasize that these models are only suitable for non miscible fluids. We refer to [12] and the references therein for the modeling of flows involving miscible fluids such as gas-gas mixtures.

The existing approach to approximate the admissible weak solutions of these models consists in a fractional step method that treats separately convective effects and relaxation source terms. The present work is only concerned with the numerical treatment of the convective part. For the numerical treatment of the relaxation source terms in the framework of barotropic equations of state, we refer the reader to [4]. Up to now, the convective part is approximated thanks to an extension of Rusanov's scheme, a scheme well known for its simplicity but also for its poor accuracy due to the very large associated numerical viscosity. Another drawback of Rusanov's scheme observed when simulating two phase flows is its lack of robustness in the regimes of vanishing phases occurring when one (or more) phase is residual and the associated phase fraction is close to zero. Since accuracy and robustness are critical for the reliable simulation of 2D and 3D phenomena arising in multiphase flows such as the steam explosion, one must develop dedicated Riemann solver for these models.

The aim of this work is to develop a relaxation finite volume scheme for the barotropic multiphase flow model introduced in [10]. In particular, we show how it is possible to extend the relaxation scheme designed in [8] for the barotropic Baer-Nunziato two phase flow model to the multiphase flow model with N - where N is arbitrarily large - phases. The obtained scheme inherits the main properties of the relaxation scheme designed for the Baer-Nunziato model. As expected, for the same level of refinement, the relaxation scheme is shown to be much more accurate than Rusanov's scheme, and for a given level of approximation error, the relaxation scheme is shown to perform much better in terms of computational cost than Rusanov's scheme. Moreover, the numerical results show that the relaxation scheme is much more stable than Rusanov's scheme which develops strong oscillations in vanishing phase regimes. The approximated phase fractions and phase densities are proven to remain positive and a discrete energy inequality is also proven under a classical CFL condition.

The relaxation scheme described here is restricted to the simulations of flows with subsonic relative speeds, *i.e.* flows for which the difference between the material velocities of the phases is less than the monophasic speeds of sound. For multiphase flow simulations in the nuclear industry context, this is not a restriction, but it would be interesting though to extend the present scheme to sonic and supersonic flows.

For the sake of concision and simplicity, this work is only concerned with barotropic equations of states. However, as it was done for the two phase Baer-Nunziato model in [7], an extension of the relaxation scheme

to the full multiphase flow model with energy equations is within easy reach. This will be the purpose of a companion paper.

The paper is organized as follows. Section 2 is devoted to the presentation of the multiphase flow model. In Section 3 we explain how to extend the relaxation Riemann solver designed in [8] to the multiphase flow model and Section 4 is devoted to the numerical applications on the three phase flow model. In addition to a convergence and CPU cost study, we simulate a vanishing phase configuration where two of the three phases have nearly disappeared in some space region.

2 The multiphase flow model

We consider the following system of partial differential equations (PDEs) introduced in [10] for the modeling of the evolution of N distinct compressible phases in a one dimensional space: for $k = 1, \dots, N$, $x \in \mathbb{R}$ and $t > 0$:

$$\partial_t \alpha_k + \mathcal{V}_I(\mathbb{U}) \partial_x \alpha_k = 0, \quad (1a)$$

$$\partial_t (\alpha_k \rho_k) + \partial_x (\alpha_k \rho_k u_k) = 0, \quad (1b)$$

$$\partial_t (\alpha_k \rho_k u_k) + \partial_x (\alpha_k \rho_k u_k^2 + \alpha_k p_k(\rho_k)) + \sum_{l=1, l \neq k}^N \mathcal{P}_{kl}(\mathbb{U}) \partial_x \alpha_l = 0. \quad (1c)$$

The model consists in N coupled Euler-type systems. The quantities α_k , ρ_k and u_k represent the mean statistical fraction, the mean density and the mean velocity in phase k (for $k = 1, \dots, N$). The quantity p_k is the pressure in phase k . We assume barotropic pressure laws for each phase so that the pressure is a given function of the density $\rho_k \mapsto p_k(\rho_k)$ with the classical assumption that $p'_k(\rho_k) > 0$. The mean statistical fractions and the mean densities are positive and the following saturation constraint holds everywhere at every time: $\sum_{k=1}^N \alpha_k = 1$. Thus, among the N equations (1a), $N - 1$ are independent and the main unknown \mathbb{U} is expected to belong to the physical space:

$$\Omega_{\mathbb{U}} = \left\{ \mathbb{U} = (\alpha_1, \dots, \alpha_{N-1}, \alpha_1 \rho_1, \dots, \alpha_N \rho_N, \alpha_1 \rho_1 u_1, \dots, \alpha_N \rho_N u_N)^T \in \mathbb{R}^{3N-1}, \right. \\ \left. \text{such that } 0 < \alpha_1, \dots, \alpha_{N-1} < 1 \text{ and } \alpha_k \rho_k > 0 \text{ for all } k = 1, \dots, N \right\}.$$

Following [10], several closure laws can be given for the so-called interface velocity $\mathcal{V}_I(\mathbb{U})$ and interface pressures $\mathcal{P}_{kl}(\mathbb{U})$. Throughout the whole paper, we make the following choice :

$$\mathcal{V}_I(\mathbb{U}) = u_1, \quad \text{and} \quad \begin{cases} \text{for } k = 1, & \mathcal{P}_{1l}(\mathbb{U}) = p_l(\rho_l), & \text{for } l = 2, \dots, N \\ \text{for } k \neq 1, & \mathcal{P}_{kl}(\mathbb{U}) = p_k(\rho_k), & \text{for } l = 1, \dots, N, l \neq k. \end{cases} \quad (2)$$

With this particular choice, observing that the saturation constraint gives $\sum_{l=1, l \neq k}^N \partial_x \alpha_l = -\partial_x \alpha_k$ for all $k = 1, \dots, N$ the momentum equations (1c) can be simplified as follows:

$$\partial_t (\alpha_1 \rho_1 u_1) + \partial_x (\alpha_1 \rho_1 u_1^2 + \alpha_1 p_1(\rho_1)) + \sum_{l=2}^N p_l(\rho_l) \partial_x \alpha_l = 0, \quad (3)$$

$$\partial_t (\alpha_k \rho_k u_k) + \partial_x (\alpha_k \rho_k u_k^2 + \alpha_k p_k(\rho_k)) - p_k(\rho_k) \partial_x \alpha_k = 0, \quad k = 2, \dots, N. \quad (4)$$

When $N = 2$, system (1) is the convective part of the Baer-Nunziato two phase flow model [1]. This model is thus an extension of the Baer-Nunziato two phase flow model to N (possibly ≥ 3) phases. As for the Baer-Nunziato model, in the areas where all the statistical fractions α_k are constant in space, system (1) consists in N independent Euler systems weighted by the statistical fraction of the corresponding phase. These Euler systems are coupled through non-conservative terms which are active only in the areas where the statistical fractions gradients are non zero.

The following proposition characterizes the wave structure of system (1):

Proposition 2.1. *With the closure laws (2), system (1) is weakly hyperbolic on $\Omega_{\mathbb{U}}$: it admits the following $3N - 1$ real eigenvalues: $\sigma_1(\mathbb{U}) = \dots = \sigma_{N-1}(\mathbb{U}) = u_1$, $\sigma_{N-1+k}(\mathbb{U}) = u_k - c_k(\rho_k)$ for $k = 1, \dots, N$ and $\sigma_{2N-1+k}(\mathbb{U}) = u_k + c_k(\rho_k)$ for $k = 1, \dots, N$, where $c_k(\rho_k) = \sqrt{p'_k(\rho_k)}$. The corresponding right eigenvectors are linearly independent if, and only if,*

$$\alpha_k \neq 0, \quad \forall k = 1, \dots, N \quad \text{and} \quad |u_1 - u_k| \neq c_k(\rho_k), \quad \forall k = 2, \dots, N. \quad (5)$$

The characteristic field associated with $\sigma_1(\mathbb{U}), \dots, \sigma_{N-1}(\mathbb{U})$ is linearly degenerate while the characteristic fields associated with $\sigma_{N-1+k}(\mathbb{U})$ and $\sigma_{2N-1+k}(\mathbb{U})$ for $k = 1, \dots, N$ are genuinely non-linear.

Remark 2.1. *The system is not hyperbolic in the usual sense because when (5) is not satisfied, the right eigenvectors do not span the whole space \mathbb{R}^{3N-1} . Two possible phenomena may cause a loss of the strict hyperbolicity: an interaction between the linearly degenerate field of velocity u_1 with one of the acoustic fields of the phase k for $k = 2, \dots, N$, and vanishing values of one of the phase fractions α_k , $k = 1, \dots, N$. In the physical configurations of interest in the present work (such as three phase flows in nuclear reactors), the flows have strongly subsonic relative velocities, i.e. a relative Mach number much smaller than one:*

$$M_k = \frac{|u_1 - u_k|}{c_k(\rho_k)} \ll 1, \quad \forall k = 2, \dots, N. \quad (6)$$

so that resonant configurations corresponding to wave interaction between acoustic fields and the u_1 -contact discontinuity are unlikely to occur. In addition, following the definition of the admissible physical space $\Omega_{\mathbb{U}}$, one never has $\alpha_k = 0$. However, $\alpha_k = 0$ is to be understood in the sense $\alpha_k \rightarrow 0$ since one aim of this work is to construct a robust enough numerical scheme that could handle all the possible values of $\alpha_k \in (0, 1)$, $k = 1, \dots, N$, especially, arbitrarily small values.

An important consequence of the closure law $\mathcal{V}_I(\mathbb{U}) = u_1$ is the linear degeneracy of the field associated with the eigenvalues $\sigma_1(\mathbb{U}), \dots, \sigma_{N-1}(\mathbb{U})$. This allows discontinuous solutions to be well defined in the weak sense as long as the system is hyperbolic (i.e. as long as (5) is satisfied). Indeed, even for discontinuous phase fractions, the non-conservative products in the model are supported by contact discontinuities which allows to define jump relations through Riemann invariants.

An important consequence of the closure law (2) for the interface pressures $\mathcal{P}_{kl}(\mathbb{U})$ is the existence of an additional conservation law for the smooth solutions of (1). Defining the specific internal energy of phase k , e_k by $e'_k(\rho_k) = p_k(\rho_k)/\rho_k^2$ and the specific total energy of phase k by $E_k = u_k^2/2 + e_k(\rho_k)$, the smooth solutions of (1) satisfy the following identities:

$$\partial_t (\alpha_1 \rho_1 E_1) + \partial_x (\alpha_1 \rho_1 E_1 u_1 + \alpha_1 p_1(\rho_1) u_1) + u_1 \sum_{l=2}^N p_l(\rho_l) \partial_x \alpha_l = 0, \quad (7)$$

$$\partial_t (\alpha_k \rho_k E_k) + \partial_x (\alpha_k \rho_k E_k u_k + \alpha_k p_k(\rho_k) u_k) - u_1 p_k(\rho_k) \partial_x \alpha_k = 0, \quad k = 2, \dots, N. \quad (8)$$

As regards the non-smooth weak solutions of (1), one has to add a so-called *entropy criterion* in order to select the relevant physical solutions. One can prove that the mappings $\mathbb{U} \mapsto \alpha_k \rho_k E_k(\mathbb{U})$ are convex. Therefore, as long as the system is hyperbolic, the gradients of α_k are supported away from shock waves and it is natural to define entropy weak solutions as weak solutions of (1) which satisfy the following entropy inequalities in the weak sense:

$$\partial_t (\alpha_1 \rho_1 E_1) + \partial_x (\alpha_1 \rho_1 E_1 u_1 + \alpha_1 p_1(\rho_1) u_1) + u_1 \sum_{l=2}^N p_l(\rho_l) \partial_x \alpha_l \leq 0, \quad (9)$$

$$\partial_t (\alpha_k \rho_k E_k) + \partial_x (\alpha_k \rho_k E_k u_k + \alpha_k p_k(\rho_k) u_k) - u_1 p_k(\rho_k) \partial_x \alpha_k \leq 0, \quad k = 2, \dots, N. \quad (10)$$

If a shock appears in phase 1, inequality (9) is strict and if a shock appears in phase k for some $k \in \{2, \dots, N\}$ inequality (10) is strict. Summing for $k = 1, \dots, N$, the entropy weak solutions of (1) are seen to satisfy the following total energy inequality:

$$\partial_t \left(\sum_{k=1}^N \alpha_k \rho_k E_k \right) + \partial_x \left(\sum_{k=1}^N (\alpha_k \rho_k E_k u_k + \alpha_k p_k(\rho_k) u_k) \right) \leq 0. \quad (11)$$

Obviously, for smooth solutions, (11) is an equality.

3 A relaxation approximate Riemann solver

As for the Baer-Nunziato two phase flow model, system (1) has genuinely non-linear fields associated with the phasic acoustic waves, which makes the construction of an exact Riemann solver very difficult. Following similar steps as in [8], we introduce a relaxation approximation of the multiphase flow model (1) which is an enlarged system involving N additional unknowns \mathcal{T}_k , associated with linearizations of the phasic pressure laws. These linearizations are designed to get a quasilinear enlarged system, shifting the initial non-linearity from the convective part to a stiff relaxation source term. The relaxation approximation is based on the idea that the solutions of the original system are formally recovered as the limit of the solutions of the proposed enlarged system, in the regime of a vanishing relaxation coefficient $\varepsilon > 0$. For a general framework on relaxation schemes we refer to [5, 6, 3].

We propose to approximate the solutions of (1) by the solutions of the following Suliciu relaxation type model (see [3, 14, 15]) in the limit $\varepsilon \rightarrow 0$:

$$\partial_t \mathbb{W}^\varepsilon + \partial_x \mathbf{g}(\mathbb{W}^\varepsilon) + \mathbf{d}(\mathbb{W}^\varepsilon) \partial_x \mathbb{W}^\varepsilon = \frac{1}{\varepsilon} \mathcal{R}(\mathbb{W}^\varepsilon), \quad x \in \mathbb{R}, t > 0, \quad (12)$$

where the relaxation unknown is now expected to belong to the following enlarged phase space:

$$\Omega_{\mathbb{W}} = \left\{ \mathbb{W} = (\alpha_1, \dots, \alpha_{N-1}, \alpha_1 \rho_1, \dots, \alpha_N \rho_N, \alpha_1 \rho_1 u_1, \dots, \alpha_N \rho_N u_N, \alpha_1 \rho_1 \mathcal{T}_1, \dots, \alpha_N \rho_N \mathcal{T}_N)^T \in \mathbb{R}^{4N-1}, \right. \\ \left. \text{such that } 0 < \alpha_1, \dots, \alpha_{N-1} < 1, \alpha_k \rho_k > 0 \text{ and } \alpha_k \rho_k \mathcal{T}_k > 0 \text{ for } k = 1, \dots, N \right\},$$

and where:

$$\mathbf{g}(\mathbb{W}) = \begin{bmatrix} 0 \\ \vdots \\ 0 \\ \alpha_1 \rho_1 u_1 \\ \vdots \\ \alpha_N \rho_N u_N \\ \alpha_1 \rho_1 u_1^2 + \alpha_1 \pi_1 \\ \vdots \\ \alpha_N \rho_N u_N^2 + \alpha_N \pi_N \\ \alpha_1 \rho_1 \mathcal{T}_1 u_1 \\ \vdots \\ \alpha_N \rho_N \mathcal{T}_N u_N \end{bmatrix}, \quad \mathbf{d}(\mathbb{W}) \partial_x \mathbb{W} = \begin{bmatrix} u_1 \partial_x \alpha_1 \\ \vdots \\ u_1 \partial_x \alpha_{N-1} \\ 0 \\ \vdots \\ 0 \\ \sum_{l=1}^N \Pi_{1l}(\mathbb{W}) \partial_x \alpha_l \\ \vdots \\ \sum_{l=1}^N \Pi_{Nl}(\mathbb{W}) \partial_x \alpha_l \\ 0 \\ \vdots \\ 0 \end{bmatrix} \quad \mathcal{R}(\mathbb{W}) = \begin{bmatrix} 0 \\ \vdots \\ 0 \\ 0 \\ \vdots \\ 0 \\ 0 \\ \vdots \\ 0 \\ \alpha_1 \rho_1 (\tau_1 - \mathcal{T}_1) \\ \vdots \\ \alpha_N \rho_N (\tau_N - \mathcal{T}_N) \end{bmatrix}.$$

The saturation constraint is still valid:

$$\sum_{k=1}^N \alpha_k = 1. \quad (13)$$

For each phase $k = 1, \dots, N$, $\tau_k = \rho_k^{-1}$ is the specific volume of phase k and the pressure π_k is a (partially) linearized pressure $\pi_k(\tau_k, \mathcal{T}_k)$, the equation of state of which is defined by:

$$\pi_k(\tau_k, \mathcal{T}_k) = \mathcal{P}_k(\mathcal{T}_k) + a_k^2 (\mathcal{T}_k - \tau_k), \quad k = 1, \dots, N, \quad (14)$$

where $\tau \mapsto \mathcal{P}_k(\tau) := p_k(\tau^{-1})$ is the pressure of phase k seen as a function of the specific volume $\tau = \rho^{-1}$. Accordingly with (2) the relaxation interface pressure $\Pi_{kl}(\mathbb{W})$ is defined by:

$$\begin{cases} \text{for } k = 1, & \Pi_{1l}(\mathbb{W}) = \pi_l(\tau_l, \mathcal{T}_l), & \text{for } l = 2, \dots, N \\ \text{for } k \neq 1, & \Pi_{kl}(\mathbb{W}) = \pi_k(\tau_k, \mathcal{T}_k), & \text{for } l = 1, \dots, N, l \neq k. \end{cases} \quad (15)$$

When $N = 2$, system (12) is exactly the same relaxation approximation introduced in [8] for the Baer-Nunziato two phase flow model. In the formal limit $\varepsilon \rightarrow 0$, the additional variable \mathcal{T}_k tends towards the specific volume τ_k , and the linearized pressure law $\pi_k(\tau_k, \mathcal{T}_k)$ tends towards the original non-linear pressure law $p_k(\rho_k)$, thus recovering system (1) in the first $3N - 1$ equations of (12). The constants $(a_k)_{k=1, \dots, N}$ in (14) are positive parameters that must be taken large enough so as to satisfy the following sub-characteristic condition (also called Whitham's condition):

$$a_k^2 > -\frac{d\mathcal{P}_k}{d\tau_k}(\mathcal{T}_k), \quad k = 1, \dots, N, \quad (16)$$

for all the values \mathcal{T}_k encountered in the solution of (12). Performing a Chapman-Enskog expansion, one can see that Whitham's condition expresses that system (12) is a viscous perturbation of system (1) in the regime of small ε

At the numerical level, a fractional step method is commonly used in the implementation of relaxation methods: the first step is a time-advancing step using the solution of the Riemann problem for the convective part of (12):

$$\partial_t \mathbb{W} + \partial_x \mathbf{g}(\mathbb{W}) + \mathbf{d}(\mathbb{W}) \partial_x \mathbb{W} = 0, \quad x \in \mathbb{R}, t > 0, \quad (17)$$

while the second step consists in an instantaneous relaxation towards the equilibrium system by imposing $\mathcal{T}_k = \tau_k$ in the solution obtained by the first step. This second step is equivalent to sending ε to 0 instantaneously. As a consequence, we now focus on constructing an exact Riemann solver for the homogeneous convective system (17). Let us first state the main mathematical properties of system (17).

The linearization (14) is designed so that the convective part of the enlarged system (17) has only linearly degenerate fields, thus making the resolution of the Riemann problem for (17) easier than for the original system (1). We have the following proposition:

Proposition 3.1. *System (17) is weakly hyperbolic in the following sense. It admits the following $4N - 1$ real eigenvalues: $\sigma_1(\mathbb{W}) = \dots = \sigma_{N-1}(\mathbb{W}) = u_1$, $\sigma_{N-1+k}(\mathbb{W}) = u_k - a_k \tau_k$, $\sigma_{2N-1+k}(\mathbb{W}) = u_k + a_k \tau_k$ and $\sigma_{3N-1+k}(\mathbb{W}) = u_k$ for $k = 1, \dots, N$. All the characteristic fields are linearly degenerate and the corresponding right eigenvectors are linearly independent if, and only if,*

$$\alpha_k \neq 0, \quad \forall k = 1, \dots, N \quad \text{and} \quad |u_1 - u_k| \neq a_k \tau_k, \quad \forall k = 2, \dots, N. \quad (18)$$

Remark 3.1. *Here again, one never has $\alpha_k = 0$ for $\mathbb{W} \in \Omega_{\mathbb{W}}$. However, $\alpha_k = 0$ is to be understood in the sense $\alpha_k \rightarrow 0$.*

We also have the following properties:

Proposition 3.2. *The smooth solutions as well as the entropy weak solutions of (17) satisfy the following phasic energy equations:*

$$\partial_t (\alpha_1 \rho_1 \mathcal{E}_1) + \partial_x (\alpha_1 \rho_1 \mathcal{E}_1 u_1 + \alpha_1 \pi_1 u_1) + u_1 \sum_{l=2}^N \pi_l \partial_x \alpha_l = 0, \quad (19)$$

$$\partial_t (\alpha_k \rho_k \mathcal{E}_k) + \partial_x (\alpha_k \rho_k \mathcal{E}_k u_k + \alpha_k \pi_k u_k) - u_1 \pi_k \partial_x \alpha_k = 0, \quad k = 2, \dots, N, \quad (20)$$

where

$$\mathcal{E}_k := \mathcal{E}_k(u_k, \tau_k, \mathcal{T}_k) = \frac{u_k^2}{2} + e_k(\mathcal{T}_k) + \frac{\pi_k^2(\tau_k, \mathcal{T}_k) - \mathcal{P}_k^2(\mathcal{T}_k)}{2a_k^2}, \quad k = 1, \dots, N.$$

Summing for $k = 1, \dots, N$, the smooth solutions and the entropy weak solutions of (17) are seen to satisfy an additional conservation law:

$$\partial_t \left(\sum_{k=1}^N \alpha_k \rho_k \mathcal{E}_k \right) + \partial_x \left(\sum_{k=1}^N \alpha_k \rho_k \mathcal{E}_k u_k + \alpha_k \pi_k u_k \right) = 0. \quad (21)$$

Remark 3.2. Since all the characteristic fields of system (17) are linearly degenerate, the mixture energy equation (21) is expected to be satisfied for not only smooth but also weak solutions. However, as we will see later when constructing the solutions of the Riemann problem, in the stiff cases of vanishing phases where one of the left or right phase fractions $\alpha_{k,L}$ or $\alpha_{k,R}$ is close to zero for some $k \in \{1, \dots, N\}$, ensuring positive values of the densities requires an extra dissipation of the mixture energy by the computed solution.

3.1 The relaxation Riemann problem

Let $(\mathbb{W}_L, \mathbb{W}_R)$ be two constant states in $\Omega_{\mathbb{W}}$ and consider the Riemann problem for system (17) with the following initial condition:

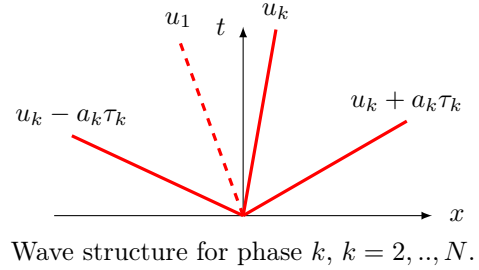
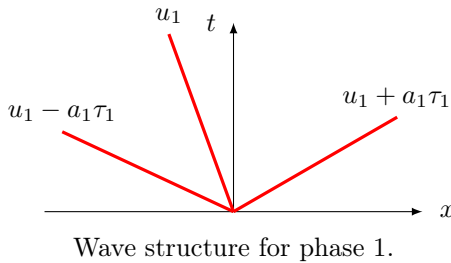
$$\mathbb{W}(x, t = 0) = \begin{cases} \mathbb{W}_L, & \text{if } x < 0, \\ \mathbb{W}_R, & \text{if } x > 0. \end{cases} \quad (22)$$

3.1.1 Definition of the solutions to the Riemann problem

Following Proposition 3.1, a solution to the Riemann problem (17)-(22) is expected to be a self-similar function composed of constant intermediate states separated by waves which are contact discontinuities associated with the system's eigenvalues. Since the phase fractions are transported by the material velocity of phase 1, the non-conservative products involving the phase fraction gradients are only active across this wave and the phases are independent away from this wave. In particular, for a fixed k in $\{2, \dots, N\}$, the phase k quantities may change across the contact discontinuities associated with the eigenvalues, $u_k - a_k \tau_k$, u_k , $u_k + a_k \tau_k$ and u_1 and are constant across the other waves. For the applications aimed at by this work, we are only interested in solutions which have a subsonic wave ordering:

$$|u_1 - u_k| < a_k \tau_k, \quad \forall k = 2, \dots, N.$$

Consequently, in the self-similar Riemann solution, the propagation velocity u_1 lies in-between the acoustic waves of all the other phases. Moreover, ensuring the positivity of the phase 1 densities also requires the material wave u_1 to lie in between the acoustic waves of phase 1.



We now introduce the definition of solutions to the Riemann problem (17)-(22), which is a straightforward extension of the definition of solutions in the case of two phase flows (see [8, Definition 4.1]).

Definition 3.1. Let $(\mathbb{W}_L, \mathbb{W}_R)$ be two states in $\Omega_{\mathbb{W}}$. A solution to the Riemann problem (17)-(22) **with subsonic wave ordering** is a self-similar mapping $\mathbb{W}(x, t) = \mathbb{W}_{\text{Riem}}(x/t; \mathbb{W}_L, \mathbb{W}_R)$ where the function $\xi \mapsto \mathbb{W}_{\text{Riem}}(\xi; \mathbb{W}_L, \mathbb{W}_R)$ satisfies the following properties:

- (i) $\mathbb{W}_{\text{Riem}}(\xi; \mathbb{W}_L, \mathbb{W}_R)$ is a piecewise constant function, composed of $3N$ waves (associated with the eigenvalues $u_k - a_k \tau_k$, u_k and $u_k + a_k \tau_k$ for $k = 1, \dots, N$) separating $3N + 1$ constant intermediate states belonging to $\Omega_{\mathbb{W}}$, and such that:

$$\begin{aligned} \xi < \min_{k=1, \dots, N} \{u_{k,L} - a_k \tau_{k,L}\} &\implies \mathbb{W}_{\text{Riem}}(\xi; \mathbb{W}_L, \mathbb{W}_R) = \mathbb{W}_L, \\ \xi > \max_{k=1, \dots, N} \{u_{k,R} + a_k \tau_{k,R}\} &\implies \mathbb{W}_{\text{Riem}}(\xi; \mathbb{W}_L, \mathbb{W}_R) = \mathbb{W}_R. \end{aligned} \quad (23)$$

(ii) There exist $u_1^* \in \mathbb{R}$ and $\Pi^* = (\pi_2^*, \dots, \pi_N^*) \in \mathbb{R}^{N-1}$ which depend on $(\mathbb{W}_L, \mathbb{W}_R)$ such that the function $\mathbb{W}(x, t) = \mathbb{W}_{\text{Riem}}(x/t; \mathbb{W}_L, \mathbb{W}_R)$ satisfies the following system of PDEs in the distributional sense:

$$\partial_t \mathbb{W} + \partial_x \mathbf{g}(\mathbb{W}) + \mathbf{D}^*(\mathbb{W}_L, \mathbb{W}_R) = 0, \quad (24)$$

with

$$\mathbf{D}^*(\mathbb{W}_L, \mathbb{W}_R) = (u_1^* \partial_x \alpha_1, \dots, u_1^* \partial_x \alpha_{N-1}, 0, \dots, 0, \sum_{l=2}^N \pi_l^* \partial_x \alpha_l, -\pi_2^* \partial_x \alpha_2, \dots, -\pi_N^* \partial_x \alpha_N, 0, \dots, 0)^T$$

where for $k = 1, \dots, N$, $\partial_x \alpha_k$ identifies with the following Dirac measure supported by the half-line $\{(x, t) \in \mathbb{R} \times \mathbb{R}^+ \text{ s.t. } x - u_1^* t = 0\}$:

$$\partial_x \alpha_k = \Delta \alpha_k \delta_{x - u_1^* t}, \quad \text{with} \quad \Delta \alpha_k = \alpha_{k,R} - \alpha_{k,L}.$$

(iii) Furthermore, the function $\mathbb{W}(x, t) = \mathbb{W}_{\text{Riem}}(x/t; \mathbb{W}_L, \mathbb{W}_R)$ also satisfies the following energy equations in the distributional sense:

$$\partial_t (\alpha_1 \rho_1 \mathcal{E}_1) + \partial_x (\alpha_1 \rho_1 \mathcal{E}_1 u_1 + \alpha_1 \pi_1 u_1) + u_1^* \sum_{l=2}^N \pi_l^* \partial_x \alpha_l = 0, \quad (25)$$

$$\partial_t (\alpha_k \rho_k \mathcal{E}_k) + \partial_x (\alpha_k \rho_k \mathcal{E}_k u_k + \alpha_k \pi_k u_k) - u_1^* \pi_k^* \partial_x \alpha_k = -\mathcal{Q}_k(u_1^*, \mathbb{W}_L, \mathbb{W}_R) \delta_{x - u_1^* t}, \quad k = 2, \dots, N. \quad (26)$$

where $\mathcal{Q}_k(u_1^*, \mathbb{W}_L, \mathbb{W}_R)$ is a nonnegative number.

(iv) The solution has a **subsonic wave ordering** in the following sense:

$$u_{k,L} - a_k \tau_{k,L} < u_1^* < u_{k,R} + a_k \tau_{k,R}, \quad \forall k = 2, \dots, N. \quad (27)$$

Remark 3.3. Following (15), there are $N - 1$ interface pressures corresponding to the phase pressures (π_2, \dots, π_N) . Moreover, the saturation constraint (13) gives $\sum_{l=1, l \neq k}^N \partial_x \alpha_l = -\partial_x \alpha_k$ for all $k = 1, \dots, N$, which justifies the simplified form of the non-conservative product $\mathbf{D}^*(\mathbb{W}_L, \mathbb{W}_R)$.

Remark 3.4. Equation (26) is a relaxed version of (20) in which the energy of phase k is allowed to be dissipated across the u_1 -wave despite the linear degeneracy of the associated field. As explained in [8] for the relaxation approximation of the Baer-Nunziato two phase flow model, allowing such a dissipation may be necessary when an initial phase fraction $\alpha_{k,L}$ or $\alpha_{k,R}$ is close to zero, in order to ensure the positivity of all the intermediate densities.

3.1.2 The resolution strategy: a fixed-point research

Following the ideas developed in [8], the resolution of the Riemann problem (17)-(22) is based on a fixed-point research which formally amounts to iterating on a two step procedure involving the pair $(u_1^*, \Pi^*) \in \mathbb{R} \times \mathbb{R}^{N-1}$. We first remark that system (24) can be written in the following form:

$$\begin{aligned} & \partial_t \alpha_1 + u_1^* \partial_x \alpha_1 = 0, \\ (\mathcal{S}_1) \quad & \partial_t (\alpha_1 \rho_1) + \partial_x (\alpha_1 \rho_1 u_1) = 0, \\ & \partial_t (\alpha_1 \rho_1 u_1) + \partial_x (\alpha_1 \rho_1 u_1^2 + \alpha_1 \pi_1 (\tau_1, \mathcal{T}_1)) + \sum_{l=2}^N \pi_l^* \partial_x \alpha_l = 0, \\ & \partial_t (\alpha_1 \rho_1 \mathcal{T}_1) + \partial_x (\alpha_1 \rho_1 \mathcal{T}_1 u_1) = 0, \end{aligned}$$

and for $k = 2, \dots, N$:

$$\begin{aligned} & \partial_t \alpha_k + u_1^* \partial_x \alpha_k = 0, \\ (\mathcal{S}_k) \quad & \partial_t (\alpha_k \rho_k) + \partial_x (\alpha_k \rho_k u_k) = 0, \\ & \partial_t (\alpha_k \rho_k u_k) + \partial_x (\alpha_k \rho_k u_k^2 + \alpha_k \pi_k (\tau_k, \mathcal{T}_k)) - \pi_k^* \partial_x \alpha_k = 0, \\ & \partial_t (\alpha_k \rho_k \mathcal{T}_k) + \partial_x (\alpha_k \rho_k \mathcal{T}_k u_k) = 0. \end{aligned}$$

First step: The family of interface pressures $\Pi^* = (\pi_2^*, \dots, \pi_N^*) \in \mathbb{R}^{N-1}$ defining the non-conservative products $\pi_k^* \partial_x \alpha_k = \pi_k^* \Delta \alpha_k \delta_0(x - u_1^* t)$ for $k = 2, \dots, N$ are assumed to be known. Hence, system (\mathcal{S}_1) , which gathers the governing equations for phase 1, is completely independent of the other phases since the non-conservative terms can now be seen as a *known source term* and the Riemann problem for (\mathcal{S}_1) can therefore be solved independently of the other phases. Observe that system (\mathcal{S}_1) is very similar to [8, System (4.16)] in the two phase flow framework. This Riemann problem is easily solved since (\mathcal{S}_1) is a hyperbolic system with a source term which is a Dirac mass supported by the kinematic wave of velocity u_1^* . Hence, there is no additional wave due to the source term.

Consequently, knowing a prediction of the interface pressures $\Pi^* = (\pi_2^*, \dots, \pi_N^*) \in \mathbb{R}^{N-1}$, one can explicitly compute the value of the kinematic speed u_1^* by solving the Riemann problem associated with phase 1. This first step enables to define a function:

$$\mathcal{F}[\mathbb{W}_L, \mathbb{W}_R; a_1] : \begin{cases} \mathbb{R}^{N-1} & \longrightarrow \mathbb{R} \\ \Pi^* = (\pi_2^*, \dots, \pi_N^*) & \longmapsto u_1^*. \end{cases} \quad (28)$$

Second step: The advection velocity u_1^* of the phase fractions α_k is assumed to be a known constant. Thus, for all $k = 2, \dots, N$, the governing equations for phase k , gathered in system (\mathcal{S}_k) , form a system which is independent of all the other systems (\mathcal{S}_l) with $l = 1, \dots, N$, $l \neq k$. In addition to the kinematic velocity u_k and the acoustic speeds $u_k \pm a_k \tau_k$, the Riemann problem for (\mathcal{S}_k) involves an *additional wave* whose *known* constant velocity is u_1^* . This wave is weighted with an *unknown* weight $\pi_k^* \Delta \alpha_k$ (only for the momentum equation) which is calculated by solving the Riemann problem for (\mathcal{S}_k) and then applying Rankine-Hugoniot's jump relation to the momentum equation for the traveling wave of speed u_1^* . Here again, we observe that system (\mathcal{S}_k) is the exact same system already solved in the two phase flow framework (see [8, System (4.20)]). This is what justifies the straightforward extension of the relaxation scheme to the multiphase flow model. Solving all these Riemann problems for (\mathcal{S}_k) with $k = 2, \dots, N$, this second step allows to define a function :

$$\mathcal{G}[\mathbb{W}_L, \mathbb{W}_R; (a_k)_{k=2, \dots, N}] : \begin{cases} \mathbb{R} & \longrightarrow \mathbb{R}^{N-1} \\ u_1^* & \longmapsto \Pi^* = (\pi_2^*, \dots, \pi_N^*). \end{cases} \quad (29)$$

Fixed-point research: Performing an iterative procedure on these two steps actually boils down to the following fixed-point research.

$$\begin{aligned} & \text{Find } u_1^* \text{ in the interval } \left(\max_{k=1, \dots, N} \{u_{k,L} - a_k \tau_{k,L}\}, \min_{k=1, \dots, N} \{u_{k,R} + a_k \tau_{k,R}\} \right) \text{ such that} \\ & u_1^* = \left(\mathcal{F}[\mathbb{W}_L, \mathbb{W}_R; a_1] \circ \mathcal{G}[\mathbb{W}_L, \mathbb{W}_R; (a_k)_{k=2, \dots, N}] \right)(u_1^*). \end{aligned} \quad (30)$$

The interval in which u_1^* must be sought corresponds to the subsonic condition (27) on the one hand, and to the positivity of the intermediate states of phase 1 on the other hand.

Let us now introduce some notations which depend explicitly and solely on the initial states $(\mathbb{W}_L, \mathbb{W}_R)$ and on the relaxation parameters $(a_k)_{k=1, \dots, N}$. For $k = 1, \dots, N$:

$$\begin{aligned} u_k^\sharp &= \frac{1}{2} (u_{k,L} + u_{k,R}) - \frac{1}{2a_k} (\pi_k(\tau_{k,R}, \mathcal{T}_{k,R}) - \pi_k(\tau_{k,L}, \mathcal{T}_{k,L})), \\ \pi_k^\sharp &= \frac{1}{2} (\pi_k(\tau_{k,R}, \mathcal{T}_{k,R}) + \pi_k(\tau_{k,L}, \mathcal{T}_{k,L})) - \frac{a_k}{2} (u_{k,R} - u_{k,L}), \\ \tau_{k,L}^\sharp &= \tau_{k,L} + \frac{1}{a_k} (u_k^\sharp - u_{k,L}), \\ \tau_{k,R}^\sharp &= \tau_{k,R} - \frac{1}{a_k} (u_k^\sharp - u_{k,R}). \end{aligned} \quad (31)$$

Remark 3.5. Observe that with these definitions, $u_{k,L} - a_k \tau_{k,L} = u_k^\sharp - a_k \tau_{k,L}^\sharp$ and $u_{k,R} + a_k \tau_{k,R} = u_k^\sharp + a_k \tau_{k,R}^\sharp$.

3.1.3 First step of the fixed-point procedure

In this first step, the interface pressures $\Pi^* = (\pi_2^*, \dots, \pi_N^*) \in \mathbb{R}^{N-1}$ defining the non-conservative products $\pi_k^* \partial_x \alpha_k = \pi_k^* \Delta \alpha_k \delta_0(x - u_1^* t)$ for $k = 2, \dots, N$ are first assumed to be known and one solves the Riemann problem for (\mathcal{S}_1) with the initial condition

$$\mathbb{W}_1(x, t = 0) = \begin{cases} \mathbb{W}_{1,L} & \text{if } x < 0, \\ \mathbb{W}_{1,R} & \text{if } x > 0, \end{cases} \quad (32)$$

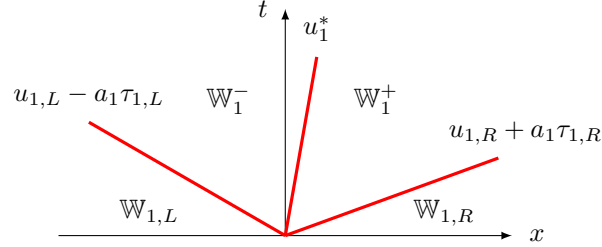
where $\mathbb{W}_1 = (\alpha_1, \alpha_1 \rho_1, \alpha_1 \rho_1 u_1, \alpha_1 \rho_1 \mathcal{T}_1)$ denotes the state vector for phase 1, and $(\mathbb{W}_{1,L}, \mathbb{W}_{1,R})$ are the restriction of the complete initial data $(\mathbb{W}_L, \mathbb{W}_R)$ to the phase 1 variables. Observe that the non-conservative products $\pi_k^* \partial_x \alpha_k$ are not ambiguous here since for all $k = 2, \dots, N$, π_k^* is a **known constant**. System (\mathcal{S}_1) is very similar to [8, System (4.16)] encountered in the two phase flow framework, and the resolution of the corresponding Riemann problem follows from the exact same steps. Therefore, we only state the main results and the reader is referred to [8, Section 4.4] for the proofs.

The following proposition characterizes the convective behavior of system (\mathcal{S}_1) .

Proposition 3.3. *System (\mathcal{S}_1) is a hyperbolic system with linearly degenerate fields associated with the eigenvalues $u_1 - a_1 \tau_1$, u_1 and $u_1 + a_1 \tau_1$. The eigenvalue u_1 has multiplicity 2.*

We have the following well-posedness result for the governing equations of phase 1, which follows from similar steps as the proof of [8, Prop. 4.4]:

Proposition 3.4. *Assume that the parameter a_1 is such that $\tau_{1,L}^\# > 0$ and $\tau_{1,R}^\# > 0$. Then the Riemann problem (\mathcal{S}_1) -(32) admits a unique solution whose intermediate states are defined by:*



$$\begin{aligned} \alpha_1^- &= \alpha_{1,L}, & \tau_1^- &= \tau_{1,L}^\# + \frac{1}{a_1}(u_1^* - u_1^\#), & u_1^+ &= u_1^*, & \mathcal{T}_1^- &= \mathcal{T}_{1,L}, \\ \alpha_1^+ &= \alpha_{1,R}, & \tau_1^+ &= \tau_{1,R}^\# - \frac{1}{a_1}(u_1^* - u_1^\#), & u_1^+ &= u_1^*, & \mathcal{T}_1^+ &= \mathcal{T}_{1,R}. \end{aligned}$$

where

$$u_1^* = u_1^\# + \frac{1}{a_1(\alpha_{1,L} + \alpha_{1,R})} \sum_{l=2}^N (\pi_l^\# - \pi_l^*) \Delta \alpha_l. \quad (33)$$

The intermediate densities ρ_1^- and ρ_1^+ are positive if and only if

$$u_{1,L} - a_1 \tau_{1,L} < u_1^* < u_{1,R} + a_1 \tau_{1,R}. \quad (34)$$

Moreover, this unique solution satisfies the following energy equation in the usual weak sense:

$$\partial_t (\alpha_1 \rho_1 \mathcal{E}_1) + \partial_x (\alpha_1 \rho_1 \mathcal{E}_1 u_1 + \alpha_1 \pi_1 u_1) + u_1^* \sum_{l=2}^N \pi_l^* \partial_x \alpha_l = 0. \quad (35)$$

The expression of u_1^* given in equation (33) defines the function $\mathcal{F}[\mathbb{W}_L, \mathbb{W}_R; a_1]$ introduced in (28), since u_1^* is expressed as a function of $\Pi^* = (\pi_2^*, \dots, \pi_N^*) \in \mathbb{R}^{N-1}$. A convenient reformulation of (33) is the following:

$$\sum_{l=2}^N \pi_l^* \Delta \alpha_l = \sum_{l=2}^N \pi_l^\# \Delta \alpha_l - \theta_1(u_1^*), \quad (36)$$

where

$$\theta_1(u_1^*) = a_1 (\alpha_{1,L} + \alpha_{1,R}) (u_1^* - u_1^\#). \quad (37)$$

3.1.4 Second step of the fixed-point procedure

In this second step, the transport velocity u_1^* of the phase fractions α_k is assumed to be known, while the vector of interface pressures $\Pi^* = (\pi_2^*, \dots, \pi_N^*) \in \mathbb{R}^{N-1}$ defining the non-conservative products $\pi_l \partial_x \alpha_l = \pi_l^* \Delta \alpha_l \delta_{x-u_1^* t}$ is an unknown that must be calculated by solving the $N-1$ independent Riemann problems for (\mathcal{S}_k) , for $k = 2, \dots, N$ with the initial condition

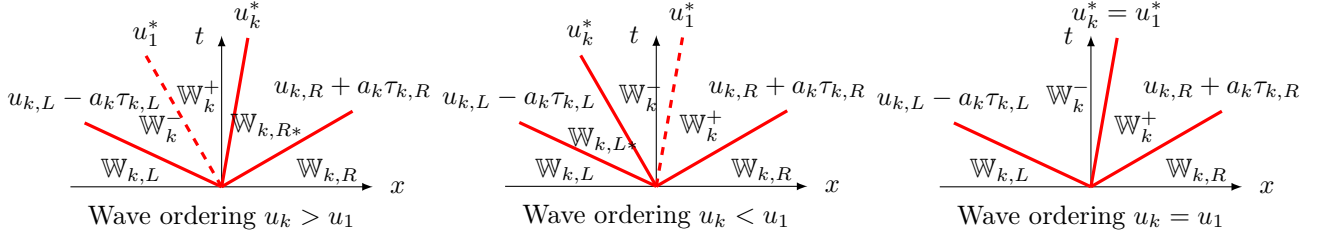
$$\mathbb{W}_k(x, t = 0) = \begin{cases} \mathbb{W}_{k,L} & \text{if } x < 0, \\ \mathbb{W}_{k,R} & \text{if } x > 0, \end{cases} \quad (38)$$

where $\mathbb{W}_k = (\alpha_k, \alpha_k \rho_k, \alpha_k \rho_k u_k, \alpha_k \rho_k \mathcal{T}_k)$ denotes the state vector for phase k , and $(\mathbb{W}_{k,L}, \mathbb{W}_{k,R})$ are the restriction of the complete initial data $(\mathbb{W}_L, \mathbb{W}_R)$ to the phase k variables. System (\mathcal{S}_k) is the exact same system as [8, System (4.20)] encountered in the two phase flow framework, and the resolution of the corresponding Riemann problem follows from the exact same steps. Here again, we only state the main results and the reader is referred to [8, Section 4.5] for the proofs.

Once the resolution is done, applying Rankine-Hugoniot's jump relation to the momentum equation of (\mathcal{S}_k) gives the expression of $\pi_k^* \Delta \alpha_k$.

Proposition 3.5. *For every $k = 2, \dots, N$, system (\mathcal{S}_k) admits four real eigenvalues that are $u_k - a_k \tau_k$, u_k , $u_k + a_k \tau_k$ and u_1^* . All the fields are linearly degenerate and the system is hyperbolic if, and only if $|u_k - u_1^*| \neq a_k \tau_k$.*

We search for Riemann solutions which comply with the subsonic relative speed constraint (27). Such solutions are of three types depending on the relative wave ordering between the eigenvalues u_k and u_1^* :



We denote $\xi \mapsto \mathbb{W}_k(\xi; \mathbb{W}_{k,L}, \mathbb{W}_{k,R})$ the self-similar mapping defining this solution and we may now recall the following result stated in [8, Prop. 4.8] in the framework of the Baer-Nunziato two phase flow model.

Proposition 3.6. *Assume that a_k is such that $\tau_{k,L}^\sharp > 0$ and $\tau_{k,R}^\sharp > 0$ and define the two-variable function:*

$$\mathcal{M}_0(\nu, \omega) = \frac{1}{2} \left(\frac{1+\omega^2}{1-\omega^2} \left(1 + \frac{1}{\nu} \right) - \sqrt{\left(\frac{1+\omega^2}{1-\omega^2} \right)^2 \left(1 + \frac{1}{\nu} \right)^2 - \frac{4}{\nu}} \right). \quad (39)$$

- The Riemann problem (\mathcal{S}_k) -(38) admits self-similar solutions $\xi \mapsto \mathbb{W}_k(\xi; \mathbb{W}_{k,L}, \mathbb{W}_{k,R})$ with the subsonic wave ordering $u_k - a_k \tau_k < u_1^* < u_k < u_k + a_k \tau_k$, if and only if

$$u_k^\sharp - u_1^* \geq 0 \quad \text{and} \quad u_k^\sharp - a_k \tau_{k,L}^\sharp < u_1^*. \quad (40)$$

These solutions are parametrized by a real number \mathcal{M} and the intermediate states are given by:

$$\begin{aligned} \tau_k^- &= \tau_{k,L}^\sharp \frac{1 - \mathcal{M}_k^*}{1 - \mathcal{M}}, & u_k^- &= u_1^* + a_k \mathcal{M} \tau_k^-, & \mathcal{T}_k^- &= \mathcal{T}_{k,L}, \\ \tau_k^+ &= \tau_{k,L}^\sharp \frac{1 + \mathcal{M}_k^*}{1 + \nu_k \mathcal{M}}, & u_k^+ &= u_1^* + \nu_k a_k \mathcal{M} \tau_k^+, & \mathcal{T}_k^+ &= \mathcal{T}_{k,L}, \end{aligned}$$

$$\tau_{k,R*} = \tau_{k,R}^\sharp + \tau_{k,L}^\sharp \frac{\mathcal{M}_k^* - \nu_k \mathcal{M}}{1 + \nu_k \mathcal{M}}, \quad u_{k,R*} = u_1^* + \nu_k a_k \mathcal{M} \tau_{k,L}^\sharp, \quad \mathcal{T}_{k,R*} = \mathcal{T}_{k,R}.$$

where $\nu_k = \frac{\alpha_{k,L}}{\alpha_{k,R}}$, $\mathcal{M}_k^* = \frac{u_k^\sharp - u_1^*}{a_k \tau_{k,L}^\sharp}$, and \mathcal{M} varies in the interval $(0, \mathcal{M}_0(\nu_k, \omega_k)]$ where $\omega_k = \frac{1 - \mathcal{M}_k^*}{1 + \mathcal{M}_k^*}$.

This solution satisfies the following energy identity:

$$\partial_t (\alpha_k \rho_k \mathcal{E}_k) + \partial_x (\alpha_k \rho_k \mathcal{E}_k u_k + \alpha_k \pi_k u_k) - u_1^* \pi_k^* \partial_x \alpha_k = -\mathcal{Q}_k(u_1^*, \mathbb{W}_L, \mathbb{W}_R) \delta_{x-u_1^* t}, \quad (41)$$

where $\mathcal{Q}_k(u_1^*, \mathbb{W}_L, \mathbb{W}_R) \geq 0$. When $\mathcal{M} = \mathcal{M}_0(\nu_k, \omega_k)$ one has $\mathcal{Q}_k(u_1^*, \mathbb{W}_L, \mathbb{W}_R) = 0$ and when $0 < \mathcal{M} < \mathcal{M}_0(\nu_k, \omega_k)$ one has $\mathcal{Q}_k(u_1^*, \mathbb{W}_L, \mathbb{W}_R) > 0$.

- The Riemann problem (\mathcal{S}_k) -(38) admits solutions with the subsonic wave ordering $u_k - a_k \tau_k < u_k < u_1^* < u_k + a_k \tau_k$, if and only if

$$u_k^\sharp - u_1^* \leq 0 \quad \text{and} \quad u_k^\sharp - a_k \tau_{k,L}^\sharp < u_1^*. \quad (42)$$

By the Galilean invariance of system (\mathcal{S}_k) , such a solution is given by $\xi \mapsto \mathcal{V} \mathbb{W}_k(-\xi; \mathcal{V} \mathbb{W}_{k,R}, \mathcal{V} \mathbb{W}_{k,L})$ where the operator \mathcal{V} changes the velocities into their opposite values $\mathcal{V} : (\alpha, \alpha \rho, \alpha \rho u, \alpha \rho \mathcal{T}) \mapsto (\alpha, \alpha \rho, -\alpha \rho u, \alpha \rho \mathcal{T})$. The solution also satisfies an energy identity similar to (41).

- The Riemann problem (\mathcal{S}_k) -(38) admits solutions with the subsonic wave ordering $u_k - a_k \tau_k < u_k = u_1^* < u_k + a_k \tau_k$, if and only if

$$u_k^\sharp - u_1^* = 0. \quad (43)$$

The intermediate states are obtained by passing to the limit as $\mathcal{M}_k^* \rightarrow 0$ in the expressions given in the case of the wave ordering $u_1^* < u_k$. The solution also satisfies an energy identity similar to (41).

Remark 3.6. As mentioned in Remark 3.4, taking $\mathcal{Q}_k(u_1^*, \mathbb{W}_L, \mathbb{W}_R) > 0$ may be necessary when an initial phase fraction $\alpha_{k,L}$ or $\alpha_{k,R}$ is close to zero, in order to ensure the positivity of all the intermediate states densities. In the case of the wave ordering $u_k - a_k \tau_k < u_1^* < u_k < u_k + a_k \tau_k$ for instance, ensuring the positivity of $\tau_{k,R*}$ in the regime $\nu_k \gg 1$ (i.e. $\alpha_{k,R} \rightarrow 0$) may require taking $0 < \mathcal{M} < \mathcal{M}_0(\nu_k, \omega_k)$ which implies $\mathcal{Q}_k(u_1^*, \mathbb{W}_L, \mathbb{W}_R) > 0$. The precise choice of \mathcal{M} in the interval $(0, \mathcal{M}_0(\nu_k, \omega_k))$ made in [8, Section 4.5.2] to ensure the positivity of $\tau_{k,R*}$ is still valid and will not be detailed here.

Now that the solution of the Riemann problem (\mathcal{S}_k) -(38) has been computed, we may apply Rankine-Hugoniot's jump relation to the momentum equation of (\mathcal{S}_k) in order to determine the expression of the non-conservative product $\pi_k^* \Delta \alpha_k$ with respect to the given parameter u_1^* , thus defining the function $\mathcal{G}[\mathbb{W}_L, \mathbb{W}_R; (a_k)_{k=2,\dots,N}]$ introduced in (29). We obtain the following expression which is directly taken from [8, Eq. (4.51)]:

$$\pi_k^* \Delta \alpha_k = \pi_k^\sharp \Delta \alpha_k + \theta_k(u_1^*), \quad (44)$$

where the function θ_k is defined by:

$$\begin{aligned} \theta_k(u_1^*) &= a_k (\alpha_{k,L} + \alpha_{k,R}) (u_1^* - u_k^\sharp) \\ &+ 2a_k^2 \begin{cases} \alpha_{k,L} \tau_{k,L}^\sharp \mathcal{M}_0 \left(\frac{\alpha_{k,L}}{\alpha_{k,R}}, \frac{1 - \mathcal{M}_k^*}{1 + \mathcal{M}_k^*} \right), & \text{with } \mathcal{M}_k^* = \frac{u_k^\sharp - u_1^*}{a_k \tau_{k,L}^\sharp} \text{ if } u_k^\sharp \geq u_1^*, \\ \alpha_{k,R} \tau_{k,R}^\sharp \mathcal{M}_0 \left(\frac{\alpha_{k,R}}{\alpha_{k,L}}, \frac{1 - \mathcal{M}_k^*}{1 + \mathcal{M}_k^*} \right), & \text{with } \mathcal{M}_k^* = \frac{u_k^\sharp - u_1^*}{a_k \tau_{k,R}^\sharp} \text{ if } u_k^\sharp \leq u_1^*. \end{cases} \end{aligned} \quad (45)$$

Remark 3.7. This function θ_k corresponds to an energy preserving solution (with $\mathcal{Q}_k(u_1^*, \mathbb{W}_L, \mathbb{W}_R) = 0$) assuming all the intermediate densities are positive. If one has to dissipate energy in order to ensure the positivity of the densities, function θ_k must be slightly modified (see [8, Section 4.5.2] for more details).

3.1.5 Solution to the fixed-point problem

Solving the fixed-point (30) amounts to *re-coupling* phase 1 with the other phases which have been decoupled for a separate resolution. This is done by equalizing the two expressions obtained for $\sum_{k=2}^N \pi_k^* \Delta \alpha_k$ in the first step (36) on the one hand and in the second step (44) (after summation over $k = 2, \dots, N$) on the other hand. We obtain that u_1^* must solve the following scalar fixed-point problem :

$$\Theta(u_1^*) = \sum_{k=2}^N (\pi_1^\# - \pi_k^\#) \Delta \alpha_k, \quad (46)$$

where the function Θ is defined by $\Theta(u) = \theta_1(u) + \dots + \theta_N(u)$.

We have the following theorem which states a necessary and sufficient condition for the existence of solutions to the Riemann problem (17)-(22). One important fact is that this condition can be *explicitly tested* against the initial data $(\mathbb{W}_L, \mathbb{W}_R)$.

Theorem 3.7. *Let be given a pair of admissible initial states $(\mathbb{W}_L, \mathbb{W}_R) \in \Omega_{\mathbb{W}} \times \Omega_{\mathbb{W}}$ and assume that the parameter a_k is such that $\tau_{k,L}^\# > 0$ and $\tau_{k,R}^\# > 0$ for all $k = 1, \dots, N$. The Riemann problem (17)-(22) admits solutions in the sense of Definition 3.1 if, and only if, the following condition holds:*

$$\Theta\left(\max_{k=1,\dots,N} \{u_{k,L} - a_k \tau_{k,L}\}\right) < \sum_{k=2}^N (\pi_1^\# - \pi_k^\#) \Delta \alpha_k < \Theta\left(\min_{k=1,\dots,N} \{u_{k,R} + a_k \tau_{k,R}\}\right). \quad (47)$$

The intermediate states of this solution are given in Propositions 3.4 and 3.6 where u_1^* is the unique real number in the interval $\left(\max_{k=1,\dots,N} \{u_{k,L} - a_k \tau_{k,L}\}, \min_{k=1,\dots,N} \{u_{k,R} + a_k \tau_{k,R}\}\right)$ satisfying (46).

Remark 3.8. *When simulating real industrial applications, the relaxation Riemann solver used for the convective effects will be associated with another step for the treatment of zero-th order terms enforcing the return to pressure, velocity (and possibly temperature) equilibrium between the phases. Hence, the pressure disequilibrium between the phases in the initial states is usually expected to be small, which yields small values of the quantities $\pi_1^\# - \pi_k^\#$. Hence, in most applications, condition (47) is expected to be satisfied. However, even away from pressure equilibrium, it is easy to observe that assumption (47) is always satisfied if the parameters $(a_k)_{k=1,\dots,N}$ are taken large enough. Indeed, denoting $\mathbf{a} = (a_1, \dots, a_N)$, one can prove that:*

$$\begin{aligned} \Theta\left(\max_{k=1,\dots,N} \{u_{k,L} - a_k \tau_{k,L}\}\right) &\underset{|\mathbf{a}| \rightarrow +\infty}{\approx} -C_L |\mathbf{a}|^2, \\ \sum_{k=2}^N (\pi_1^\# - \pi_k^\#) \Delta \alpha_k &\underset{|\mathbf{a}| \rightarrow +\infty}{=} \mathcal{O}(|\mathbf{a}|), \\ \Theta\left(\min_{k=1,\dots,N} \{u_{k,R} + a_k \tau_{k,R}\}\right) &\underset{|\mathbf{a}| \rightarrow +\infty}{\approx} C_R |\mathbf{a}|^2, \end{aligned}$$

where C_L and C_R are two positive constants depending on $(\mathbb{W}_L, \mathbb{W}_R)$.

Proof of Theorem 3.7. In order to ease the notations, let us denote

$$c_L = \max_{k=1,\dots,N} \{u_{k,L} - a_k \tau_{k,L}\}, \quad \text{and} \quad c_R = \min_{k=1,\dots,N} \{u_{k,R} + a_k \tau_{k,R}\}.$$

Let us prove that each of the functions θ_k is a continuous and strictly increasing function on the open interval (c_L, c_R) . The function θ_1 defined in (37) is clearly continuous and strictly increasing on this interval. Let us now consider θ_k for some $k \in \{2, \dots, N\}$. We only consider the energy preserving case for which θ_k is defined in (45) (see Remark 3.7 and [8, Section 4.6.2] for the general case). The function $\omega \mapsto \mathcal{M}_0(\nu, \omega)$ defined in (39) is continuous for all $\nu > 0$ and for ω in the interval $(-1, 1)$. Thus, for $u_1^* \in (c_L, c_R)$,

we have $\mathcal{M}_k^* \in (-1, 1)$ (see (45) and Remark (3.5)) and therefore $w_k = (1 - \mathcal{M}_k^*) / (1 + \mathcal{M}_k^*) \in (-1, 1)$ which implies that the function θ_k defined in (45) is continuous on the interval (c_L, c_R) . Let us now differentiate θ_k .

For $u_1^* \in (c_L, u_k^\sharp)$, we have, denoting $\nu_k = \frac{\alpha_{k,L}}{\alpha_{k,R}}$, $\mathcal{M}_k^* = \frac{u_k^\sharp - u_1^*}{a_k \tau_{k,L}^\sharp}$, $\omega_k = \frac{1 - \mathcal{M}_k^*}{1 + \mathcal{M}_k^*}$:

$$\theta'_k(u_1^*) = a_k (\alpha_{k,L} + \alpha_{k,R}) + 2a_k^2 \alpha_{k,L} \tau_{k,L}^\sharp \frac{\partial \mathcal{M}_0}{\partial \omega}(\nu_k, \omega_k) \cdot \frac{d\omega_k}{d\mathcal{M}_k^*} \cdot \frac{d\mathcal{M}_k^*}{du_1^*}$$

with $\frac{d\omega_k}{d\mathcal{M}_k^*} = -\frac{2}{(1 + \mathcal{M}_k^*)^2} = -\frac{(1 + \omega_k)^2}{2}$ and $\frac{d\mathcal{M}_k^*}{du_1^*} = -\frac{1}{a_k \tau_{k,L}^\sharp}$. Hence, we obtain:

$$\frac{1}{a_k \alpha_{k,L}} \theta'_k(u_1^*) = 1 + \nu_k + \nu_k (1 + \omega_k)^2 \frac{\partial \mathcal{M}_0}{\partial \omega}(\nu_k, \omega_k).$$

It is not difficult to prove that the right hand side of this equality is positive which implies that θ_k is strictly increasing on the interval (c_L, u_k^\sharp) . Actually this exact computation has already been done in the framework of the Baer-Nunziato model (see [8, Eq. (4.65)] for the details). A similar computation proves that θ'_k is also positive on the interval (u_k^\sharp, c_R) . We obtain that all the functions θ_k are continuous and strictly increasing on the open interval (c_L, c_R) and so is $\Theta = \theta_1 + \dots + \theta_N$. The result of Theorem 3.7 follows from the intermediate value theorem. \square

3.2 The relaxation finite volume scheme and its properties

We now derive a Finite Volume scheme for the approximation of the entropy weak solutions of a Cauchy problem associated with system (1). For simplicity in the notations, we assume constant positive time and space steps Δt and Δx , and we define $\lambda = \frac{\Delta t}{\Delta x}$. The space is partitioned into cells $\mathbb{R} = \bigcup_{j \in \mathbb{Z}} C_j$ where $C_j = [x_{j-\frac{1}{2}}, x_{j+\frac{1}{2}}[$ with $x_{j+\frac{1}{2}} = (j + \frac{1}{2})\Delta x$ for all j in \mathbb{Z} . We also introduce the discrete intermediate times $t^n = n\Delta t$, $n \in \mathbb{N}$. The approximate solution at time t^n , $x \in \mathbb{R} \mapsto \mathbb{U}_\lambda(x, t^n) \in \Omega_{\mathbb{U}}$ is a piecewise constant function whose value on each cell C_j is a constant value denoted by \mathbb{U}_j^n . We assume that Δt and Δx satisfy the CFL condition :

$$\frac{\Delta t}{\Delta x} \max_{k=1, \dots, N} \max_{j \in \mathbb{Z}} \max \{ |(u_k - a_k \tau_k)_j^n|, |(u_k + a_k \tau_k)_{j+1}^n| \} < \frac{1}{2}. \quad (48)$$

The Finite Volume relaxation scheme reads (see [8] for more details):

$$\mathbb{U}_j^{n+1} = \mathbb{U}_j^n - \frac{\Delta t}{\Delta x} (\mathbf{F}^-(\mathbb{U}_j^n, \mathbb{U}_{j+1}^n) - \mathbf{F}^+(\mathbb{U}_{j-1}^n, \mathbb{U}_j^n)), \quad (49)$$

where the numerical fluxes are computed thanks to the exact Riemann solver $\mathbb{W}_{\text{Riem}}(\xi; \mathbb{W}_L, \mathbb{W}_R)$ constructed for the relaxation system:

$$\begin{aligned} \mathbf{F}^-(\mathbb{U}_L, \mathbb{U}_R) &= \mathcal{P} \mathbf{g}(\mathbb{W}_{\text{Riem}}(0^-; \mathcal{M}(\mathbb{U}_L), \mathcal{M}(\mathbb{U}_R))) + \mathcal{P} \mathbf{D}^*(\mathcal{M}(\mathbb{U}_L), \mathcal{M}(\mathbb{U}_R)) \mathbf{1}_{\{u_1^* < 0\}}, \\ \mathbf{F}^+(\mathbb{U}_L, \mathbb{U}_R) &= \mathcal{P} \mathbf{g}(\mathbb{W}_{\text{Riem}}(0^+; \mathcal{M}(\mathbb{U}_L), \mathcal{M}(\mathbb{U}_R))) - \mathcal{P} \mathbf{D}^*(\mathcal{M}(\mathbb{U}_L), \mathcal{M}(\mathbb{U}_R)) \mathbf{1}_{\{u_1^* > 0\}}. \end{aligned}$$

The non-conservative part of the flux $\mathbf{D}^*(\mathbb{W}_L, \mathbb{W}_R)$ is defined in Definition 3.1 and the mappings \mathcal{M} and \mathcal{P} are given by:

$$\mathcal{M} : \begin{cases} \Omega_{\mathbb{U}} & \longrightarrow \Omega_{\mathbb{W}} \\ (x_i)_{i=1, \dots, 3N-1} & \longmapsto (x_1, x_2, \dots, x_{3N-1}, x_1, x_2, \dots, x_{N-1}, 1 - \sum_{i=1}^{N-1} x_i) \end{cases}.$$

$$\mathcal{P} : \begin{cases} \Omega_{\mathbb{W}} & \longrightarrow \Omega_{\mathbb{U}} \\ (x_i)_{i=1,\dots,4N-1} & \longmapsto (x_1, x_2, \dots, x_{3N-1}). \end{cases}$$

Of course, at each interface $x_{j+\frac{1}{2}}$, the relaxation Riemann solver $\mathbb{W}_{\text{Riem}}(\xi; \mathcal{M}(\mathbb{U}_j^n), \mathcal{M}(\mathbb{U}_{j+1}^n))$ depends on the family of relaxation parameters $(a_k)_{k=1,\dots,N}$ which must be chosen so as to ensure the conditions stated in the existence Theorem 3.7, and to satisfy some stability properties. Observe that one might take different relaxation parameters $(a_k)_{k=1,\dots,N}$ for each interface, which amounts to approximating system (1) by a different relaxation approximation at each interface, which is more or less diffusive depending on how large are the local parameters. Further discussion on the practical computation of these parameters is postponed to the appendix A.

We may now state the following theorem, which gathers the main properties of this scheme, and which constitutes the main result of the paper. We refer to [8] for the proof.

Theorem 3.8. *The finite volume scheme (49) for the multiphase flow model has the following properties:*

- **Positivity:** *Under the CFL condition (48), the scheme preserves positive values of the phase fractions and densities: for all $n \in \mathbb{N}$, if $(\mathbb{U}_j^n \in \Omega_{\mathbb{U}}$ for all $j \in \mathbb{Z}$), then $0 < (\alpha_k)_j^{n+1} < 1$ and $(\alpha_k \rho_k)_j^{n+1} > 0$ for all $k = 1, \dots, N$ and all $j \in \mathbb{Z}$, i.e. $(\mathbb{U}_j^{n+1} \in \Omega_{\mathbb{U}}$ for all $j \in \mathbb{Z}$).*
- **Conservativity:** *The discretizations of the partial masses $\alpha_k \rho_k$, $k = 1, \dots, N$, and the total mixture momentum $\sum_{k=1}^N \alpha_k \rho_k u_k$ are conservative.*
- **Discrete energy inequalities.** *Assume that the relaxation parameters $(a_k)_{j+\frac{1}{2}}^n$, $k = 1, \dots, N$ satisfy Whitham's condition at each time step and each interface, i.e. that for all $k = 1, \dots, N$, $n \in \mathbb{N}$, $j \in \mathbb{Z}$, $(a_k)_{j+\frac{1}{2}}^n$ is large enough so that*

$$((a_k)_{j+\frac{1}{2}}^n)^2 > -\frac{d\mathcal{P}_k}{d\tau_k}(\mathcal{T}_k), \quad (50)$$

for all \mathcal{T}_k in the solution $\xi \mapsto \mathbb{W}_{\text{Riem}}(\xi; \mathcal{M}(\mathbb{U}_j^n), \mathcal{M}(\mathbb{U}_{j+1}^n))$. Then, the values \mathbb{U}_j^n , $j \in \mathbb{Z}$, $n \in \mathbb{N}$, computed by the scheme satisfy the following discrete energy inequalities, which are discrete counterparts of the energy inequalities (9) and (10) satisfied by the exact entropy weak solutions of the model:

$$\begin{aligned} (\alpha_1 \rho_1 E_1)(\mathbb{U}_j^{n+1}) &\leq (\alpha_1 \rho_1 E_1)(\mathbb{U}_j^n) - \frac{\Delta t}{\Delta x} \left((\alpha_1 \rho_1 \mathcal{E}_1 u_1 + \alpha_1 \pi_1 u_1)_{j+\frac{1}{2}}^n - (\alpha_1 \rho_1 \mathcal{E}_1 u_1 + \alpha_1 \pi_1 u_1)_{j-\frac{1}{2}}^n \right) \\ &\quad - \frac{\Delta t}{\Delta x} \mathbf{1}_{\{(u_1^*)_{j-\frac{1}{2}}^n \geq 0\}} (u_1^*)_{j-\frac{1}{2}}^n \sum_{l=2}^N (\pi_l^*)_{j-\frac{1}{2}}^n ((\alpha_l)_j^n - (\alpha_l)_{j-1}^n) \\ &\quad - \frac{\Delta t}{\Delta x} \mathbf{1}_{\{(u_1^*)_{j+\frac{1}{2}}^n \leq 0\}} (u_1^*)_{j+\frac{1}{2}}^n \sum_{l=2}^N (\pi_l^*)_{j+\frac{1}{2}}^n ((\alpha_l)_{j+1}^n - (\alpha_l)_j^n), \end{aligned} \quad (51)$$

and for $k = 2, \dots, N$:

$$\begin{aligned} (\alpha_k \rho_k E_k)(\mathbb{U}_j^{n+1}) &\leq (\alpha_k \rho_k E_k)(\mathbb{U}_j^n) - \frac{\Delta t}{\Delta x} \left((\alpha_k \rho_k \mathcal{E}_k u_k + \alpha_k \pi_k u_k)_{j+\frac{1}{2}}^n - (\alpha_k \rho_k \mathcal{E}_k u_k + \alpha_k \pi_k u_k)_{j-\frac{1}{2}}^n \right) \\ &\quad + \frac{\Delta t}{\Delta x} \mathbf{1}_{\{(u_1^*)_{j-\frac{1}{2}}^n \geq 0\}} (u_1^*)_{j-\frac{1}{2}}^n (\pi_k^*)_{j-\frac{1}{2}}^n ((\alpha_k)_j^n - (\alpha_k)_{j-1}^n) \\ &\quad + \frac{\Delta t}{\Delta x} \mathbf{1}_{\{(u_1^*)_{j+\frac{1}{2}}^n \leq 0\}} (u_1^*)_{j+\frac{1}{2}}^n (\pi_k^*)_{j+\frac{1}{2}}^n ((\alpha_k)_{j+1}^n - (\alpha_k)_j^n), \end{aligned} \quad (52)$$

where for $j \in \mathbb{Z}$, $(\alpha_k \rho_k \mathcal{E}_k u_k + \alpha_k \pi_k u_k)_{j+\frac{1}{2}}^n = (\alpha_k \rho_k \mathcal{E}_k u_k + \alpha_k \pi_k u_k) \left(\mathbb{W}_{\text{Riem}}(0^+; \mathcal{M}(\mathbb{U}_j^n), \mathcal{M}(\mathbb{U}_{j+1}^n)) \right)$ is the right hand side trace of the phasic energy flux evaluated at $x_{j+\frac{1}{2}}$.

4 Numerical results

In this section, we present two Riemann-type test-cases on which the performances of the relaxation scheme are illustrated. We only consider the three phase flow model (*i.e.* $N = 3$). The thermodynamics of the three phases are given by the following ideal gas pressure laws:

$$\begin{aligned} p_1(\rho_1) &= \kappa_1 \rho_1^{\gamma_1}, & \text{with } \kappa_1 = 1 \text{ and } \gamma_1 = 3, \\ p_k(\rho_k) &= \kappa_k \rho_k^{\gamma_k}, & \text{with } \kappa_k = 10 \text{ and } \gamma_k = 1.4, \text{ for } k = 2, 3. \end{aligned} \quad (53)$$

The initial and intermediate states of each test-case are given in Tables 1 and 2. The u_1 -contact discontinuity separates two regions denoted $-$ and $+$ respectively on the left and right sides of the discontinuity (see Figure 1).

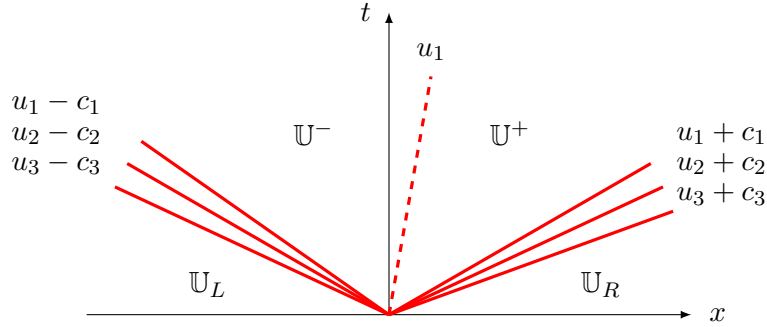


Figure 1: Structure of the Riemann solution, notations for the intermediate states.

We recall that the scheme relies on a relaxation Riemann solver which requires solving a fixed point in order to compute, for every cell interface $x_{j+\frac{1}{2}}$, the zero of a scalar function (see eq. (46)). Newton's method is used in order to compute this solution. The iterative procedure is stopped when the error is less than 10^{-13} . Usually, convergence is achieved within three iterations.

4.1 Test-case 1: a case with all the waves

In this test-case, the wave pattern for phase 1 consists of a left-traveling rarefaction wave, a phase fraction discontinuity of velocity u_1 and a right-traveling shock. For phase 2 the wave pattern is composed of a left-traveling shock, the phase fraction discontinuity, and a right-traveling rarefaction wave. Finally, the wave pattern for phase 3 is composed of a left-traveling shock, the phase fraction discontinuity, and a right-traveling shock.

In Figure 2, the approximate solution computed with the relaxation scheme is compared with both the exact solution and the approximate solution obtained with Rusanov's scheme (a Lax-Friedrichs type scheme). The results show that unlike Rusanov's scheme, the relaxation method correctly captures the intermediate states even for this rather coarse mesh of 100 cells. This coarse mesh is a typical example of an industrial mesh, reduced to one direction, since 100 cells in 1D correspond to a 10^6 -cell mesh in 3D. It appears that the contact discontinuity is captured more sharply by the relaxation method than by Rusanov's scheme for which the numerical diffusion is larger. In addition, the velocity of the contact discontinuity is not well estimated for the phase 2 variables with such a coarse mesh. We can also see that for the phase 2 and phase 3 variables, there are no oscillations as one can see for Rusanov's scheme: the curves are monotone between the intermediate states. The intermediate states for the phases 2 and 3 are not captured by Rusanov's scheme whereas the relaxation scheme gives a rather good estimation. As

	Region L	Region $-$	Region $+$	Region R
α_1	0.9	0.9	0.4	0.4
α_2	0.05	0.05	0.4	0.4
ρ_1	2.5	2.0	1.75490	0.87745
u_1	-0.56603	0.3	0.3	-1.34156
ρ_2	0.2	1.0	1.00035	1.25044
u_2	6.18311	0.2	0.28750	1.14140
ρ_3	0.5	1.0	1.02163	0.51081
u_3	1.99213	-0.5	0.10423	-2.39858

Table 1: Test-case 1: left, right and intermediate states of the exact solution.

for phase 1, the intermediate states are captured by the relaxation method while with Rusanov’s scheme, this weak level of refinement is clearly not enough to capture any intermediate state. These observations assess that, for the same level of refinement, the relaxation method is much more accurate than Rusanov’s scheme.

A mesh refinement process has also been implemented in order to check numerically the convergence of the method, as well as its performances in terms of CPU-time cost. For this purpose, we compute the discrete L^1 -error between the approximate solution and the exact one at the final time $T_{\max} = N\Delta t = 0.05$, normalized by the discrete L^1 -norm of the exact solution:

$$E(\Delta x) = \frac{\sum_j |\phi_j^N - \phi_{ex}(x_j, T_{\max})| \Delta x}{\sum_j |\phi_{ex}(x_j, T_{\max})| \Delta x},$$

where ϕ is any of the *non-conservative* variables ($\alpha_1, \alpha_2, \rho_1, u_1, \rho_2, u_2, \rho_3, u_3$). The calculations have been implemented on several meshes composed of 100×2^n cells with $n = 0, 1, \dots, 10$ (knowing that the domain size is $L = 1$). In Figure 3, the error $E(\Delta x)$ at the final time $T_{\max} = 0.05$, is plotted against Δx in a *log – log* scale for both schemes. We can see that all the errors converge towards zero with at least the expected order of $\Delta x^{1/2}$. Note that $\Delta x^{1/2}$ is only an asymptotic order of convergence, and in this particular case, one would have to implement the calculation on more refined meshes in order to reach the theoretically expected order of $\Delta x^{1/2}$.

Figure 4 displays the error on the non-conservative variables with respect to the CPU-time of the calculation expressed in seconds for both the relaxation scheme and Rusanov’s scheme. Each point of the plot corresponds to one single calculation for a given mesh size. One can see that, for all the variables except u_1 , if one prescribes a given level of the error, the computational time needed to reach this error with Rusanov’s scheme is higher than that needed by the relaxation scheme. On some variables, the gain of time can be spectacular. For instance, for the same error on the phase 1 fraction α_1 , the gain in computational cost is more than forty times when using the relaxation method rather than Rusanov’s scheme which is a quite striking result. Indeed, even if Rusanov’s scheme is known for its poor performances in terms of accuracy, it is also an attractive scheme for its reduced complexity. This means that the better accuracy of the relaxation scheme (for a fixed mesh) widely compensates for its (relative) complexity.

4.2 Test-case 2: coupling between a single phase region and a mixture region

We now consider a Riemann problem in which two phases vanish in one of the initial states, which means that the corresponding phase fractions are equal to zero. For this kind of Riemann problem, the u_1 -wave separates a mixture region where the three phases coexist from a single phase region with the remaining phase.

The solution is composed of a $\{u_3 - c_3\}$ -shock wave in the left-hand side (LHS) region where only phase 3 is present. This region is separated by a u_1 -contact discontinuity from the right-hand side (RHS) region

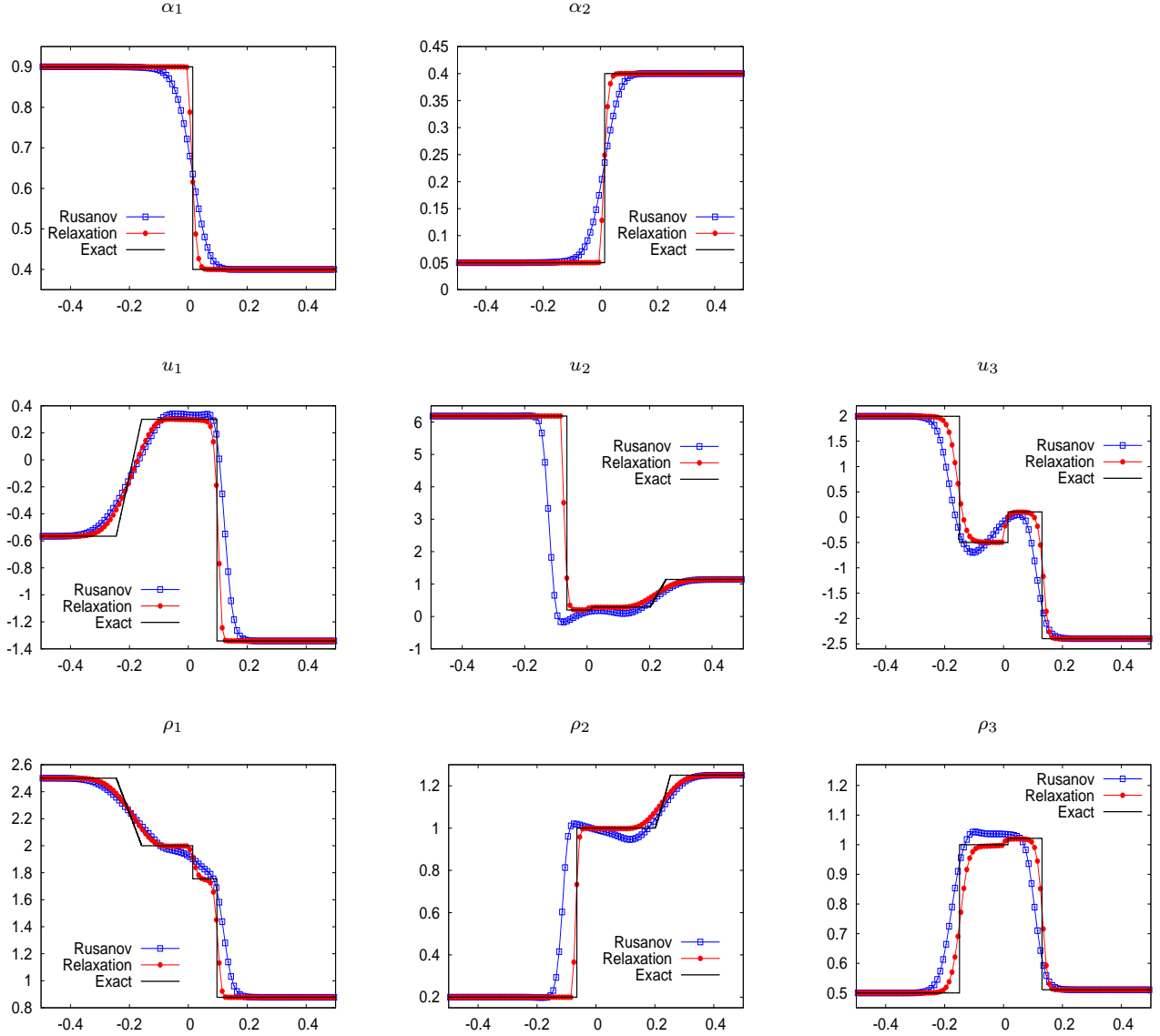


Figure 2: Test-case 1: space variations of the physical variables at the final time $T_{\max} = 0.05$. Mesh size: 100 cells.

where the three phases are mixed. In this RHS region, the solution is composed of a $\{u_1 + c_1\}$ -shock, a $\{u_2 + c_2\}$ -shock and a $\{u_3 + c_3\}$ -rarefaction wave.

In practice, the numerical method requires values of $\alpha_{1,L}$ and $\alpha_{2,L}$ that lie strictly in the interval $(0, 1)$. Therefore, in the numerical implementation, we take $\alpha_{1,L} = \alpha_{2,L} = 10^{-10}$. The aim here is to give a qualitative comparison between the numerical approximation and the exact solution. Moreover, there is theoretically no need to specify left initial values for the phase 1 and phase 2 quantities since this phase is not present in the LHS region. For the sake of the numerical simulations however, one must provide such values. We choose to set $\rho_{1,L}$, $u_{1,L}$, $\rho_{2,L}$, $u_{2,L}$ to the values on the right of the u_1 -contact discontinuity, which is coherent with the preservation of the Riemann invariants of this wave, and avoids the formation of fictitious acoustic waves for phases 1 and 2 in the LHS region. For the relaxation scheme, this choice enables to avoid oscillations of the phases 1 and 2 density and velocity in the region where these phases are not present, as seen in Figure 5. However, some tests have been conducted that assess that taking other values of $(\rho_{1,L}, u_{1,L}, \rho_{2,L}, u_{2,L})$ has little impact on the phase 3 quantities as well as on the phases 1

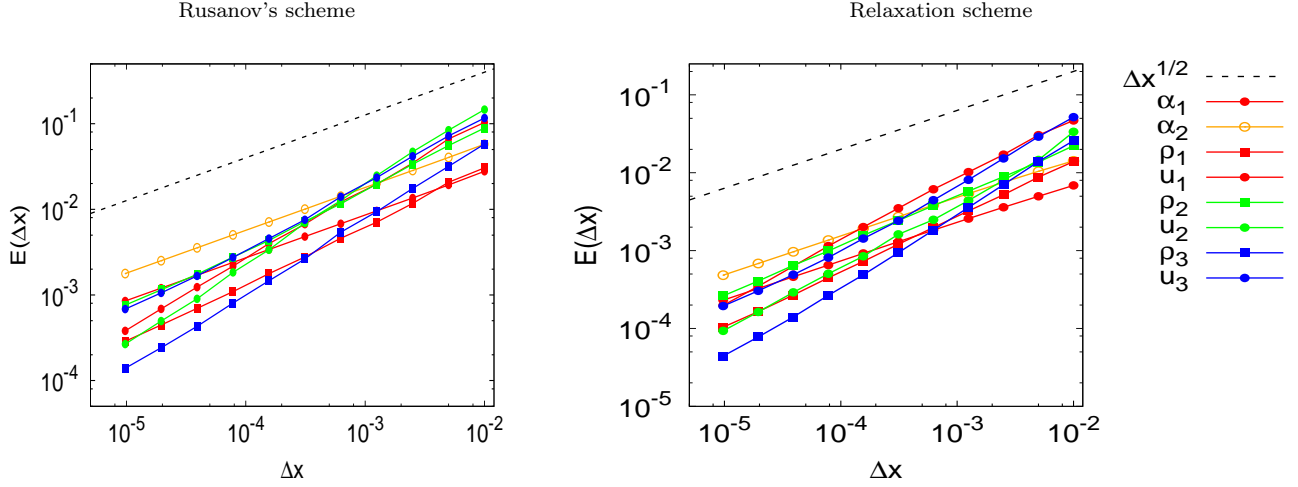


Figure 3: Test-case 1: L^1 -Error with respect to Δx for the relaxation scheme and Rusanov's scheme.

	Region L	Region $-$	Region $+$	Region R
α_1	0.0	0.0	0.4	0.4
α_2	0.0	0.0	0.2	0.2
ρ_1	—	—	2.14193	1.07097
u_1	—	—	0.3	-1.70359
ρ_2	—	—	1.02301	0.51151
u_2	—	—	0.3	-2.20350
ρ_3	0.5	1.0	0.99812	1.24765
u_3	2.69213	0.2	0.04953	0.90304

Table 2: Test-case 2: left, right and intermediate states of the exact solution.

and 2 quantities where these phases are present.

As expected, we can see that for the same level of refinement, the relaxation method is more accurate than Rusanov's scheme. As regards the region where phases 1 and 2 do not exist, we can see that the relaxation scheme is much more stable than Rusanov's scheme. Indeed, the relaxation scheme behaves better than Rusanov's scheme when it comes to divisions by small values of α_1 or α_2 , since the solution approximated by Rusanov's scheme develops quite large oscillations. Moreover, the amplitude of these oscillations increases with the mesh refinement !

A Practical choice of the relaxation parameters $(a_k)_{k=1,\dots,N}$.

At each interface $x_{j+\frac{1}{2}}$, one must determine the relaxation parameters $(a_k)_{k=1,\dots,N}$ in order to compute the Riemann solution $\mathbb{W}_{\text{Riem}}(\xi; \mathbb{W}_L, \mathbb{W}_R)$ where $\mathbb{W}_L = \mathcal{M}(\mathbb{U}_j^n)$ and $\mathbb{W}_R = \mathcal{M}(\mathbb{U}_{j+1}^n)$. The parameters $(a_k)_{k=1,\dots,N}$, must be chosen large enough so as to satisfy several requirements:

- In order to ensure the stability of the relaxation approximation, a_k must satisfy Whitham's condition (50). For simplicity however, we do not impose Whitham's condition everywhere in the solution of the Riemann problem (17)-(22) (which is possible however), but only for the left and right initial data at each interface:

$$\text{for } k = 1, \dots, N, \quad a_k > \max(\rho_{k,L} c_k(\rho_{k,L}), \rho_{k,R} c_k(\rho_{k,L})), \quad (54)$$

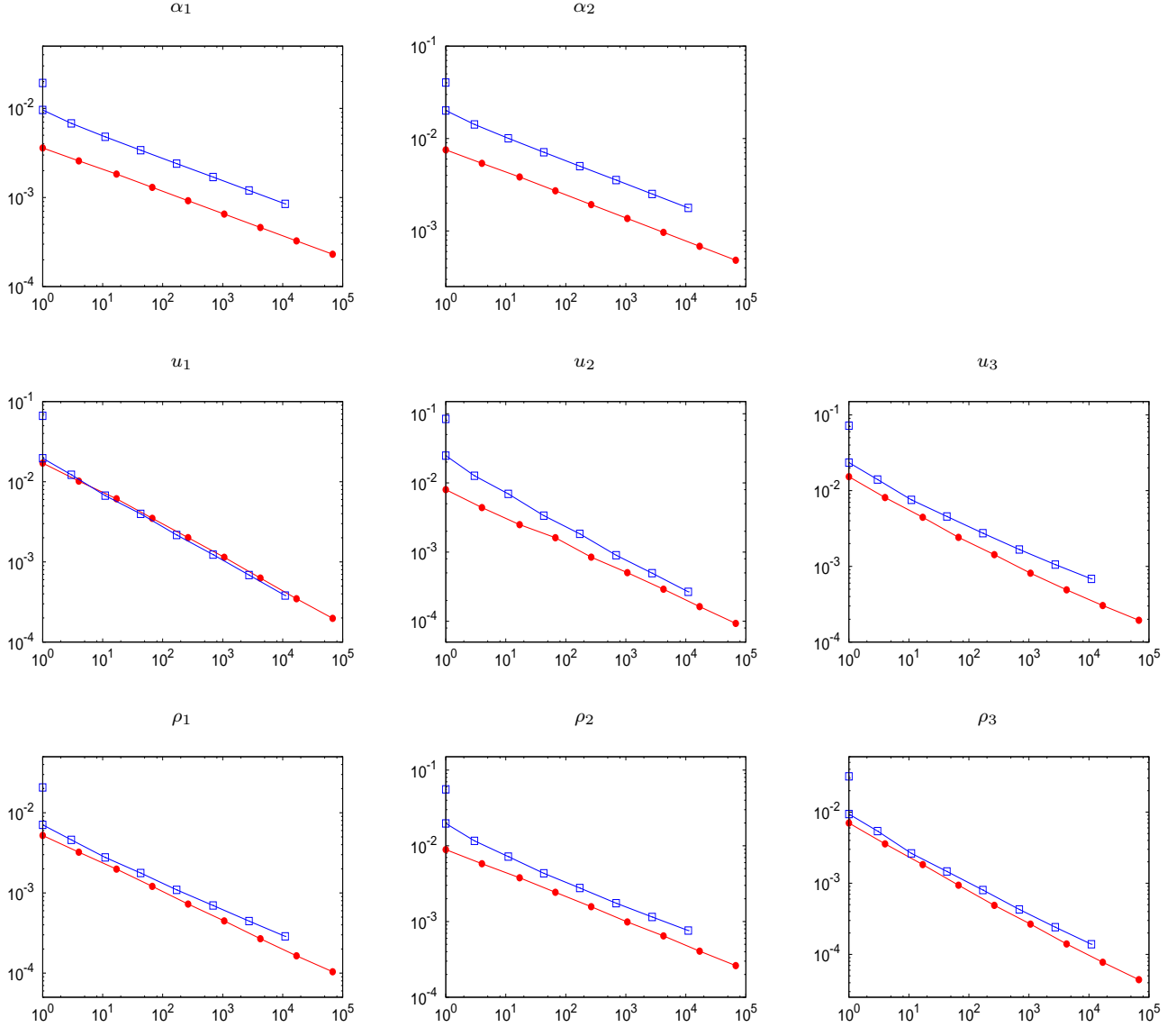


Figure 4: Test-case 1: L^1 -Error with respect to computational cost (in seconds) for the relaxation scheme (bullets, red line) and Rusanov's scheme (squares, blue line).

where $c_k(\rho_k)$ is the speed of sound in phase k . In practice, no instability was observed during the numerical simulations due to this simpler Whitham-like condition.

- In order to compute the solution of the relaxation Riemann problem, the specific volumes $\tau_{k,L}^\sharp$ and $\tau_{k,R}^\sharp$ defined in (31) must be positive. The expressions of $\tau_{k,L}^\sharp$ and $\tau_{k,R}^\sharp$ are second order polynomials in a_k^{-1} whose constant terms are respectively $\tau_{k,L}$ and $\tau_{k,R}$. Hence, by taking a_k large enough, one can guarantee that $\tau_{k,L}^\sharp > 0$ and $\tau_{k,R}^\sharp > 0$, since the initial specific volumes $\tau_{k,L}$ and $\tau_{k,R}$ are positive.
- Finally, in order for the relaxation Riemann problem (17)-(22) to have a positive solution, the parameters $(a_k)_{k=1,\dots,N}$ must be chosen so as to meet condition (47) of Theorem 3.7. As explained in Remark 3.8, assumption (47) is always satisfied if the parameters $(a_k)_{k=1,\dots,N}$ are taken large enough.

Thereafter, we propose an algorithm for the computation of the parameters $(a_k)_{k=1,\dots,N}$ at each interface. We begin with choosing η a (small) parameter in the interval $(0,1)$. In our numerical computations, we

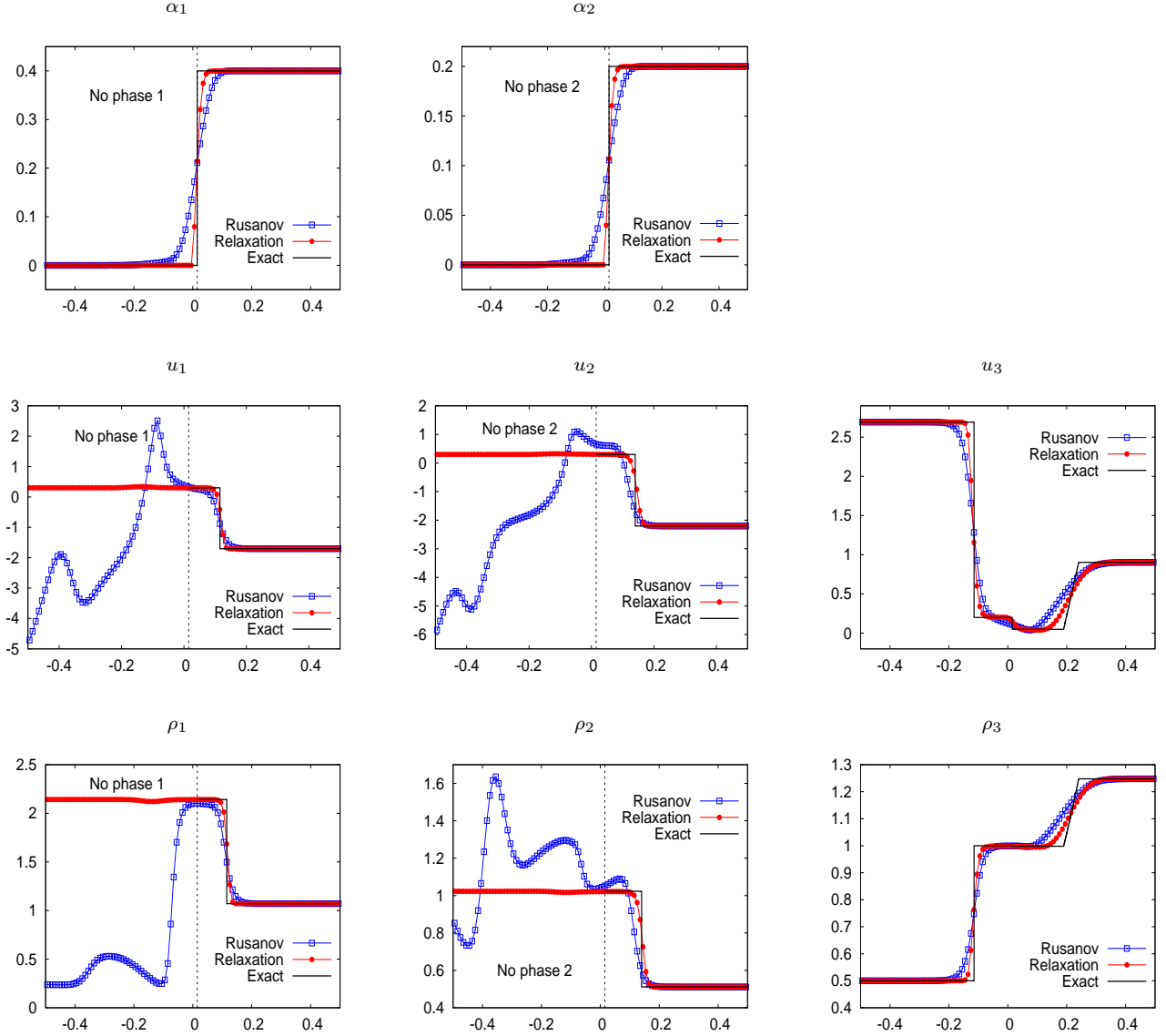


Figure 5: Test-case 2: space variations of the physical variables at the final time $T_{\max} = 0.05$. Mesh size: 100 cells.

took $\eta = 0.01$.

- For $k = 1, \dots, N$ initialize a_k :

$$a_k := (1 + \eta) \max(\rho_{k,L} c_k(\rho_{k,L}), \rho_{k,R} c_k(\rho_{k,R})).$$
- For $k = 1, \dots, N$:
do $\{a_k := (1 + \eta)a_k\}$ while $(\tau_{k,L}^\# \leq 0 \text{ or } \tau_{k,R}^\# \leq 0)$.
- Do $\{\text{for } k=1, \dots, N, a_k := (1 + \eta)a_k\}$ while (not (47)).

This algorithm always converges in the sense that there is no infinite looping due to the while-conditions. Moreover, this algorithm provides reasonable values of $(a_k)_{k=1, \dots, N}$, since in all the numerical simulations, the time step obtained through the CFL condition (48) remains reasonably large and does not go to zero. In fact, the obtained values of $(a_k)_{k=1, \dots, N}$ are quite satisfying since the relaxation scheme compares favorably with Rusanov's scheme, in terms of CPU-time performances (see Figure 4).

References

- [1] M.R. Baer and J.W. Nunziato. A two-phase mixture theory for the deflagration-to-detonation transition (DDT) in reactive granular materials. *International Journal of Multiphase Flow*, 12(6):861 – 889, 1986.
- [2] G. Berthoud. Vapor explosions. *Annual Review of Fluid Mechanics*, 32(1):573–611, 2000.
- [3] F. Bouchut. *Nonlinear stability of finite volume methods for hyperbolic conservation laws and well-balanced schemes for sources*. Frontiers in Mathematics. Birkhäuser Verlag, Basel, 2004.
- [4] H. Boukili and J.-M. Hérard. Relaxation and simulation of a barotropic three-phase flow model. 2018.
- [5] F. Coquel, E. Godlewski, B. Perthame, A. In, and P. Rascle. Some new Godunov and relaxation methods for two-phase flow problems. In *Godunov methods (Oxford, 1999)*, pages 179–188. Kluwer/Plenum, New York, 2001.
- [6] F. Coquel, E. Godlewski, and N. Seguin. Relaxation of fluid systems. *Math. Models Methods Appl. Sci.*, 22(8):1250014, 2012.
- [7] F. Coquel, J.-M. Hérard, and K. Saleh. A positive and entropy-satisfying finite volume scheme for the Baer–Nunziato model. *Journal of Computational Physics*, 330:401 – 435, 2017.
- [8] F. Coquel, J.-M. Hérard, K. Saleh, and N. Seguin. A robust entropy-satisfying finite volume scheme for the isentropic Baer–Nunziato model. *ESAIM: Mathematical Modelling and Numerical Analysis*, 48:165–206, 2013.
- [9] J.-M. Hérard. A three-phase flow model. *Math. and Comp. Modelling*, 45(5–6):732 – 755, 2007.
- [10] J.-M. Hérard. A class of compressible multiphase flow models. *Comptes Rendus Mathématique*, 354(9):954 – 959, 2016.
- [11] Institut de Radioprotection et de Sécurité Nucléaire (IRSN). Reactivity Initiated Accident (RIA). http://www.irsn.fr/FR/connaissances/Installations_nucleaires/Les-centrales-nucleaires/criteres_surete_ria_aprp/Pages/1-accident-reactivite-RIA.aspx#.WquLBeYiFrk.
- [12] H. Mathis. A thermodynamically consistent model of a liquid-vapor fluid with a gas. *HAL preprint*, 2017. <https://hal.archives-ouvertes.fr/hal-01615591>.
- [13] R. Meignen, S. Picchi, J. Lamome, B. Raverdy, S. Castrillon Escobar, and G. Nicaise. The challenge of modeling fuel–coolant interaction: Part II – steam explosion. *Nuclear Engineering and Design*, 280:528 – 541, 2014.
- [14] I. Suliciu. On modelling phase transitions by means of rate-type constitutive equations. shock wave structure. *International Journal of Engineering Science*, 28(8):829 – 841, 1990.
- [15] I. Suliciu. Some stability-instability problems in phase transitions modelled by piecewise linear elastic or viscoelastic constitutive equations. *International Journal of Engineering Science*, 30(4):483 – 494, 1992.
- [16] U.S. NRC: Glossary. Departure from Nucleate Boiling (DNB). <http://www.nrc.gov/reading-rm/basic-ref/glossary/departure-from-nucleate-boiling-dnb.html>.
- [17] U.S. NRC: Glossary. Loss of Coolant Accident (LOCA). <http://www.nrc.gov/reading-rm/basic-ref/glossary/loss-of-coolant-accident-loca.html>.