

Cosmological bounds on dark matter-photon coupling

Suresh Kumar^a, Rafael C. Nunes^b and Santosh Kumar Yadav^a

^a*Department of Mathematics, BITS Pilani, Pilani Campus, Rajasthan-333031, India*

^b*Departamento de Física, Universidade Federal de Juiz de Fora, 36036-330, Juiz de Fora, MG, Brazil*

E-mail: suresh.kumar@pilani.bits-pilani.ac.in, rafadcununes@gmail.com,
sky91bbaulko@gmail.com

ABSTRACT: We investigate an extension of the Λ CDM model where the dark matter (DM) is coupled to photons. In addition, we consider the presence of massive neutrinos with the effective number of species N_{eff} as a free parameter. The effects of the DM-photon coupling on the cosmic microwave background (CMB) and matter power spectra are analyzed. We derive the observational constraints on the model parameters by using the data from CMB, baryonic acoustic oscillations (BAO) measurements, the recently measured new local value of Hubble constant from the Hubble Space Telescope (HST), and large scale structure (LSS) information from the abundance of galaxy clusters. The DM-photon coupling parameter Γ_γ is constrained to $\Gamma_\gamma \leq 1.3 \times 10^{-5}$ (at 95% CL) from the joint analysis carried out by using all the mentioned data sets. The neutrino mass scale $\sum m_\nu$ upper bounds at 95% CL are obtained as $\sum m_\nu \sim 0.4$ eV and $\sum m_\nu \sim 0.9$ eV with and without the LSS data, respectively. We observe that the DM-photon coupling causes significant changes in the best fit value of N_{eff} but yields statistical ranges of N_{eff} compatible with the standard predictions, and we do not find any evidence of dark radiation. Due to non-conservation of photons in our model, we also evaluate and analyze the effects on the BAO acoustic scale at the drag epoch. The DM-photon coupling model yields high values of Hubble constant consistent with the local measurement, and thus alleviates the tension on this parameter.

KEYWORDS: Interacting dark matter, CMB, Observational constraints

Contents

1	Introduction	1
2	Dark matter-photon coupling model	2
2.1	Perturbation equations	3
2.2	Effects of the dark matter-photon coupling on the CMB TT and matter power spectra	4
3	Observational constraints	5
3.1	Data sets, methodology and the model parameters	5
3.2	Results and discussion	6
4	Conclusion	10

1 Introduction

The nature of dark matter (DM) is one of the most important open questions in the modern science. There are many indirect evidences for the existence of DM (see [1, 2] for review), but little is known about its properties (spin, parity, mass, interaction cross-section, lifetime etc). From the point of view of cosmological and astrophysical observations, it does not require the DM to be absolutely stable but only with a lifetime longer than the age of the Universe, in general. The search for decaying DM can be used to impose upper bounds on the decay width of DM into different final states, see [3] for review of decaying DM signals in cosmic ray antimatter, gamma-rays and neutrinos. Search for DM decay have been intensively investigated from IceCube telescope data [4]. The DM decay into photons (and into photon and neutrino) has been considered and constrained from cosmic ray emission in [5–7]. Also has been discussed the possibility of DM decays predominantly via the channel where the possibility the lighter candidate (relativistic final state) consists of standard model (SM) particles [8, 9].

On the other hand, an interaction DM-photon via an elastic scattering has been considered in [10, 11] (see also [12] for recent developments), and an upper bound $\sigma_{\text{DM}-\gamma} \lesssim 10^{-32} (m_{\text{DM}}/\text{GeV}) \text{cm}^2$ for the elastic scattering cross section is derived in [13]. An elastic scattering cross section $\sigma_{\text{DM}-\nu} \lesssim 10^{-33} (m_{\text{DM}}/\text{GeV}) \text{cm}^2$ for DM-neutrino, and $\sigma_{\text{DM-DE}} \lesssim 10^{-29} (m_{\text{DM}}/\text{GeV}) \text{cm}^2$ for the DM-dark energy, are presented in [14] and [15], respectively. Recently, many studies [18–24] have been carried out where the DM interacts with a thermal background of dark radiation¹. Possible evidence for DM-dark radiation interaction is reported in [25]. Despite success of the Λ CDM model, where DM consists of cold particles interacting only gravitationally with other particles of the model, alternative scenarios constructed from minimal modifications to the Λ CDM, but with different physical properties are allowed within

¹Dark radiation is inferred by stating that the radiation content of the Universe is not only due to photons and neutrinos but also due to some extra relativistic relics (see [16] for recent constraints on the total effective number of relativistic species and [17] for a recent review).

the experimental uncertainties and especially within the current tensions in cosmological data, where it seems that the minimal Λ CDM can no more be supported by some recent measures. Therefore, DM decay models have been investigated in order to solve/assuage the problems associated with the standard model.

In the present paper, we consider a cosmological model with a non-minimal DM-photon coupling in which the interaction is assumed to lead a scenario where the DM decays into photons. This phenomenological scenario of DM-photon coupling can be justified for a possible “dark electromagnetism”, as proposed initially in [26] for DM-dark radiation coupling. Our main aim in this work is to investigate the observational constraints on this cosmological scenario using the Planck CMB data, BAO measurements, the recently measured new local value of Hubble constant from HST and LSS data from the abundance of galaxy clusters. We find that this possible non-conservation of the energy density of photons, even though it is too small (coupling parameter $\sim 10^{-5}$), can be a natural candidate to solve the H_0 tension as discussed in Section 3.

The paper is organized as follows. In the next section, we introduce the DM-photon coupling model, and we discuss the quantitative effects on CMB and matter power spectra due to the DM-photon coupling. In Section 3, we derive observational boundaries on a possible DM-photon interaction. The final section carries the conclusion of the study. In what follows, a subindex 0 attached to any parameter means the value of the parameter at the present time. An over dot and prime represent the cosmic time and conformal time derivatives, respectively.

2 Dark matter-photon coupling model

The background evolution energy density ρ_{ddm} of the decaying cold DM follows the standard line already well known in the literature, where a non-conservation of the number density of DM particles leads to non-conservation of the energy-momentum tensor of the DM particles, $\nabla_\mu T_{\text{ddm}}^{\nu\mu} = Q$. Here the coupling function Q accounts for the decay of DM. The index ddm represents decaying DM. In the present study, we consider that DM can decay into photons. Thus, the background density equations, assuming Friedmann-Robertson-Walker (FRW) Universe, take the form

$$\dot{\rho}_{\text{ddm}} + 3H\rho_{\text{ddm}} = -H\Gamma_\gamma\rho_{\text{ddm}}, \quad (2.1)$$

$$\dot{\rho}_\gamma + 4H\rho_\gamma = H\Gamma_\gamma\rho_{\text{ddm}}, \quad (2.2)$$

where Γ_γ quantifies the coupling parameter between DM and photon, and ρ_γ is the energy density of photons. It is known that the energy-momentum conservation equation of i th coupled fluid in a cosmological scenario reads as $\nabla_\mu T_i^{\nu\mu} = Q_i^\nu$ with $\sum_i Q_i^\nu = 0$. We notice that eqs. (2.1) and (2.2) satisfy this condition with $Q_{\text{ddm}} = -H\Gamma_\gamma\rho_{\text{ddm}}$ and $Q_\gamma = H\Gamma_\gamma\rho_{\text{ddm}}$, respectively. We adopt $\Gamma_\gamma > 0$ in order to have a decaying DM along the cosmic expansion. Similar methodology is adopted in the literature to investigate the case of DM-dark radiation interaction.

Solving (2.1) and (2.2), we find

$$\rho_{\text{ddm}} = \rho_{\text{ddm}0} a^{-3-\Gamma_\gamma}, \quad (2.3)$$

$$\rho_\gamma = \rho_{\gamma 0} a^{-4} + \frac{\Gamma_\gamma}{1 - \Gamma_\gamma} \rho_{\text{ddm}0} (a^{-3-\Gamma_\gamma} - a^{-4}), \quad (2.4)$$

where for $\Gamma_\gamma = 0$, we recover the standard evolution equations for the DM and photons.

2.1 Perturbation equations

Now we consider the evolution of linear cosmological perturbations in our model. In the synchronous gauge, the line element of the linearly perturbed FRW metric is given by

$$ds^2 = -a^2 d\tau^2 + a^2 [(1 + h/3)\delta_{ij} + D_{ij}\eta] dx^i dx^j, \quad (2.5)$$

where we will restrict to the scalar modes h and η .

Once we have $\nabla_\mu T_i^{\nu\mu} = Q_i^\nu$, the continuity and Euler equations of the i th coupled fluid, given the above metric, are written as

$$\begin{aligned} \delta'_i + 3H(c_{s,i}^2 - w_i)\delta_i + 9H^2(1 + w_i)(c_{s,i}^2 - c_{a,i}^2)\frac{\theta_i}{k^2} + (1 + w_i)\theta_i - 3(1 + w_i)\eta' \\ + (1 + w_i)\left(\frac{h'}{2} + 3\eta'\right) = \frac{a}{\rho_i}(\delta Q_i - Q_i\delta_i) + a\frac{Q_i}{\rho_i}\left[3H(c_{s,i}^2 - c_{a,i}^2)\right]\frac{\theta_i}{k^2}, \end{aligned} \quad (2.6)$$

$$\theta'_i + H(1 - 3c_{s,i}^2)\theta_i - \frac{c_{s,i}^2}{(1 + w_i)}k^2\delta_i = \frac{aQ_i}{(1 + w_i)\rho_i}\left[\theta_{\text{ddm}} - (1 + c_{s,i}^2)\theta_i\right], \quad (2.7)$$

where we have chosen the momentum transfer in the rest frame of DM. Here, w_i , $c_{a,i}^2$, and $c_{s,i}^2$ are the equation of state, adiabatic sound speed, and physical sound speed in the rest frame of the i th fluid, respectively. As expected, for $Q_i = 0$ in the above equations, we obtain the standard continuity and Euler equations of the i th fluid. This methodology was initially used to describe the linear perturbations of a dark sector interaction between DM and dark energy (see [27] and references therein).

The next step is to particularize the fluid approximation equations to the coupled system of DM and photon. We have,

$$\delta'_\gamma + \frac{4}{3}\theta_\gamma + \frac{2}{3}h' = a\Gamma_\gamma H \frac{\rho_{\text{ddm}}}{\rho_\gamma}(\delta_{\text{ddm}} - \delta_\gamma), \quad (2.8)$$

$$\theta'_\gamma - \frac{1}{4}k^2\delta_\gamma + an_e\sigma_T(\theta_b - \theta_\gamma) = \frac{3}{4}a\Gamma_\gamma H \frac{\rho_{\text{ddm}}}{\rho_\gamma}(\theta_{\text{ddm}} - \frac{4}{3}\theta_\gamma), \quad (2.9)$$

for photons. Lastly, the DM evolution is given by

$$\delta'_{\text{ddm}} + \frac{h'}{2} = 0. \quad (2.10)$$

In (2.9), θ_b is the divergence of baryons fluid velocity, where the term $an_e\sigma_T(\theta_b - \theta_\gamma)$ is due to the collision term before recombination between photons and baryons, which are tightly coupled,

interacting mainly via Thomson scattering. See equation (63) in [28] for the corresponding modifications here in (2.8) and (2.9).

The Euler equation derived for DM in the synchronous gauge reads $\theta_{\text{ddm}} = 0$. The full Boltzmann hierarchy for photons is described in [28, 29]. We have considered the same methodology adopting no changes in the differential equations of $F_{\gamma l}$ and $G_{\gamma l}$ in the Boltzmann hierarchy of the photons. Recently, the authors in [12] have considered an elastic scattering between DM and photons, and described the complete treatment to Boltzmann hierarchy for photons. Here, we consider that the interaction between DM and photons is interpreted in terms of the decay of DM into photons. Beyond the changes on the Euler and continuity equations, we believe that a complete treatment of Boltzmann hierarchy within this interpretation must also be carried out, but this is beyond our goal in this paper. We hope to develop it in another future communication.

2.2 Effects of the dark matter-photon coupling on the CMB TT and matter power spectra

It is well known that a non-conservation in the photons number density affects the average temperature of the CMB (CMB temperature-redshift relation). Following [30] and considering (2.2), the redshift-temperature relation reads as

$$\frac{\dot{T}_\gamma}{T_\gamma} = -\frac{\dot{a}}{a} + \frac{\dot{a}}{a}\Gamma_\gamma\rho_{\text{ddm}}. \quad (2.11)$$

Its exact solution is given by

$$\frac{T_\gamma}{T_{\gamma 0}} = a^{-1} \exp \left[-\rho_{\text{ddm}0} \left(\frac{\Gamma_\gamma a^{-3-\Gamma_\gamma}}{\Gamma_\gamma + 3} + \frac{\Gamma_\gamma}{\Gamma_\gamma + 3} \right) \right]. \quad (2.12)$$

For $\Gamma_\gamma = 0$, we have $T_\gamma = T_{\gamma 0}(1+z)$ as expected. Since we expect $\Gamma_\gamma \ll 1$, the corrections on $T_\gamma(z)$ given by eq. (2.12) are expected to be minimum. Photon production (or destruction) has been considered in other contexts [31–36]. In general, a change in the standard dynamics of photons can affect CMB and another important cosmological relationships in various ways, like the CMB spectral distortions, secondary CMB anisotropes, luminosity distance etc. Here, we only focus on the essential changes (background and perturbative, as described in this section) in order to test a cosmological scenario with decay of DM into photons.

Figures 1 and 2 show the theoretical predictions of the CMB TT and matter power spectra at $z = 0$, as well as the relative deviations from the base line Planck 2015 Λ CDM model, for the coupling parameter in the range $\Gamma_\gamma \in [10^{-5}, 10^{-7}]$. We see that on large angular scales ($l < 30$) we have deviations approximately until 5% and up to 12% on small scales on CMB TT. These changes are quantified by the reduction in magnitude of the acoustic peaks at small scales by collisional damping and the enhancement of the first acoustic peaks due to a decrease in the photons diffusion length. The effects on matter power spectrum are about 10%-15% on large scale and oscillations around 15%-25% on small scale (where nonlinear effects may be predominant). These changes on CMB TT and matter power spectra are similar in order of magnitude or even smaller than in other decaying DM models described in the literature. In the next section, we derive the observational constraints on the model under consideration.

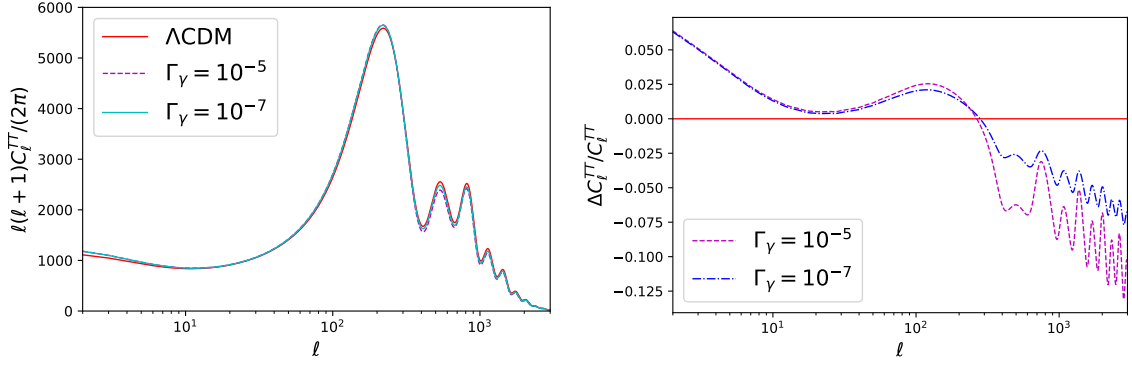


Figure 1. Theoretical prediction and relative deviations of the CMB TT power spectrum from the base line Planck 2015 Λ CDM model for some values of Γ_γ while the other parameters are fixed to their best-fit mean values as given in Table 1.

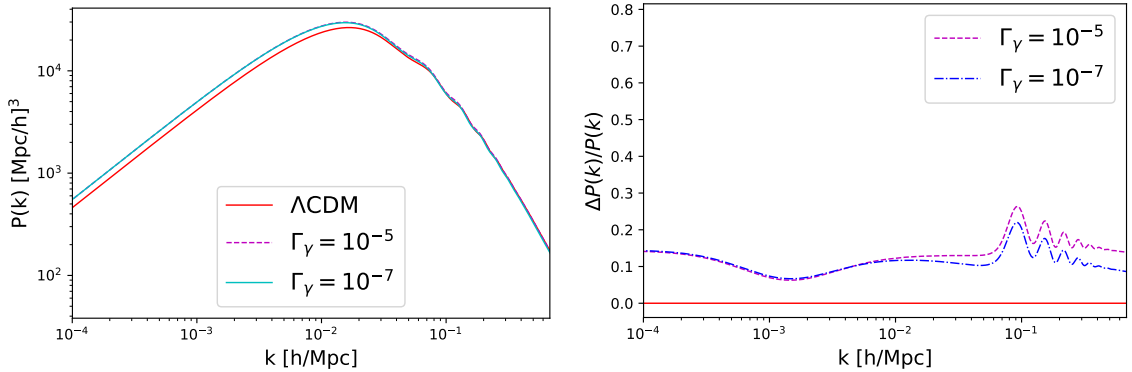


Figure 2. Theoretical prediction and relative deviations of the matter power spectrum from the base line Planck 2015 Λ CDM model for some values of Γ_γ while the other parameters are fixed to their best-fit mean values as given in Table 1.

3 Observational constraints

3.1 Data sets, methodology and the model parameters

In order to constrain the model under consideration, we use the following data sets.

CMB: A conservative data set comprising of cosmic microwave background (CMB) temperature power spectrum (TT), low- l polarisation and lensing reconstruction from Planck 2015 [37].

BAO: The baryon acoustic oscillations (BAO) measurements from the Six Degree Field Galaxy Survey (6dF) [38], the Main Galaxy Sample of Data Release 7 of Sloan Digital Sky Survey (SDSS-MGS) [39], the LOWZ and CMASS galaxy samples of the Baryon Oscillation Spectroscopic Survey (BOSS-LOWZ and BOSS-CMASS, respectively) [40], and the distribution of the Lyman Forest in BOSS (BOSS-Ly) [41], as summarized in Table I of [42].

HST: The recently measured new local value of Hubble constant, $H_0 = 73.24 \pm 1.74 \text{ km s}^{-1} \text{ Mpc}^{-1}$ by Hubble Space Telescope (HST), as reported in [43].

LSS: Three probes of large scale structure (LSS): the constraints, $\sigma_8 \left(\frac{\Omega_m}{0.27}\right)^{0.46} = 0.774 \pm 0.040$ from the weak lensing survey CFHTLenS [44], $\sigma_8 \left(\frac{\Omega_m}{0.27}\right)^{0.30} = 0.782 \pm 0.010$ from Planck Sunyaev-Zeldovich cluster mass function [45] and $\sigma_8 \left(\frac{\Omega_m}{0.30}\right)^{0.50} = 0.651 \pm 0.058$ from the Kilo Degree Survey KIDS-450 [46].

We have implemented the DM-photon coupling model in the publicly available CLASS [29] code, and used the Metropolis Hastings algorithm in Monte Python [47] code with uniform priors on the model parameters to obtain correlated Markov Chain Monte Carlo samples by considering four combinations of data sets: CMB + BAO, CMB + BAO + HST, CMB + BAO + LSS, and CMB + BAO + HST + LSS. We have ensured the convergence of the Monte Carlo Markov Chains for all the model parameters according to the Gelman-Rubin criteria [48]. We have analyzed the output samples by using the GetDist Python package [49]. We have chosen the minimal data set CMB+BAO because adding BAO data to CMB reduces the error-bars on the parameters. The other data set combinations are considered in order to investigate how the constraints on various free parameters and derived parameters of the DM-coupling model are affected by the inclusion of HST and LSS data.

In general, it is common to consider only the Λ CDM model as cosmological scenario to investigate decaying DM models. In our analysis, we consider that dark energy is in the form of a perfect fluid with a constant equation of state parameter w_{de} , and investigate its possible effects and deviations from the Λ CDM case in the context under study. Also, to the knowledge of the authors, the constraints on w_{de} from the cosmological data have not yet been studied in the context of the decaying DM. We have also considered the presence of neutrinos and set the order of mass on the normal hierarchy with a minimum sum of neutrino masses to be 0.06 eV. The total effective number of relativistic species (N_{eff}) is also taken as a free parameter. Finally, the base parameters set for the DM-photon coupling model is

$$P = \{100\omega_b, \omega_{\text{cdm}}, 100\theta_s, \ln 10^{10} A_s, n_s, \tau_{\text{reio}}, w_{\text{de}}, \sum m_\nu, N_{\text{eff}}, \Gamma_\gamma\},$$

where the first six parameters are also the base parameters of the minimal Λ CDM model [50].

3.2 Results and discussion

Table 1 summarizes the observational constraints on the free parameters and some derived parameters of the DM-photon coupling model for the four combinations of data sets: CMB + BAO, CMB + BAO + LSS, CMB + BAO + HST and CMB + BAO + LSS + HST.

We note that with all the data sets analyzed here, the DM-photon coupling parameter Γ_γ is very small with the order 10^{-5} . The 95% limits are displayed in Table 1, and we have $\Gamma_\gamma \leq 1.3 \times 10^{-5}$ from the joint analysis using full data CMB + BAO + LSS + HST. Also, see Figure 3 that shows the one-dimensional marginalized distribution for Γ_γ . The coupling parameter has the same order of magnitude in all four cases, but a smaller amplitude is observed in the case CMB + BAO + HST. Even though it is too small (reasonably expected), the non-conservation of photons due to the DM-photon coupling leads to significant effects on the CMB, which can directly affect the other cosmological parameters in particular H_0 and σ_8 . Further, the constraints on w_{de} with CMB + BAO + LSS and full data CMB + BAO + LSS + HST are

$w_{\text{de}} = -1.15^{+0.12}_{-0.10}$ and $w_{\text{de}} = -1.13^{+0.11}_{-0.09}$ both at 68% CL, respectively. Therefore, a phantom behaviour of dark energy is minimally favored in the DM-photon coupling model when LSS data are included in the analysis. In the other two cases without LSS data, the dark energy behavior is similar to the cosmological constant since $w_{\text{de}} \sim -1$.

Table 1. Constraints on the free parameters and some derived parameters of the DM-photon coupling model for four combinations of data sets. The upper and lower values with mean value of each parameter denote 68% CL and 95% CL errors. For $\sum m_\nu$ and Γ_γ , the upper bounds at 95% CL are mentioned. The parameter H_0 is measured in the units of $\text{km s}^{-1} \text{Mpc}^{-1}$ whereas $\sum m_\nu$ is in the units of eV. The χ^2_{min} values of the fit are also displayed.

Parameter	CMB + BAO	CMB + BAO + LSS	CMB + BAO + HST	CMB + BAO + LSS + HST
$10^2 \omega_b$	$2.29^{+0.14+0.27}_{-0.14-0.26}$	$2.34^{+0.19+0.31}_{-0.16-0.34}$	$2.33^{+0.09+0.19}_{-0.09-0.18}$	$2.31^{+0.09+0.20}_{-0.09-0.18}$
ω_{cdm}	$0.127^{+0.013+0.024}_{-0.013-0.025}$	$0.129^{+0.018+0.028}_{-0.015-0.030}$	$0.130^{+0.007+0.016}_{-0.008-0.015}$	$0.125^{+0.007+0.017}_{-0.008-0.015}$
$\ln 10^{10} A_s$	$3.107^{+0.034+0.082}_{-0.045-0.075}$	$3.127^{+0.045+0.087}_{-0.045-0.084}$	$3.108^{+0.038+0.080}_{-0.045-0.077}$	$3.130^{+0.043+0.085}_{-0.043-0.084}$
$100\theta_s$	$1.0412^{+0.0009+0.0021}_{-0.0011-0.0019}$	$1.0409^{+0.0009+0.0023}_{-0.0014-0.0019}$	$1.0409^{+0.0007+0.0015}_{-0.0007-0.0014}$	$1.0411^{+0.0007+0.0016}_{-0.0007-0.0015}$
n_s	$0.977^{+0.012+0.028}_{-0.013-0.024}$	$0.978^{+0.013+0.025}_{-0.013-0.024}$	$0.977^{+0.013+0.026}_{-0.013-0.024}$	$0.980^{+0.012+0.025}_{-0.012-0.024}$
τ_{reio}	$0.084^{+0.017+0.038}_{-0.021-0.036}$	$0.096^{+0.019+0.041}_{-0.022-0.038}$	$0.084^{+0.018+0.038}_{-0.021-0.037}$	$0.098^{+0.020+0.040}_{-0.020-0.039}$
w_{de}	$-1.03^{+0.10+0.18}_{-0.08-0.19}$	$-1.15^{+0.12+0.20}_{-0.10-0.22}$	$-1.03^{+0.11+0.18}_{-0.08-0.20}$	$-1.13^{+0.11+0.19}_{-0.09-0.20}$
$\sum m_\nu$	< 0.38	< 0.97	< 0.37	< 0.83
N_{eff}	$3.51^{+0.43+0.82}_{-0.43-0.84}$	$3.65^{+0.61+0.90}_{-0.46-1.00}$	$3.60^{+0.34+0.69}_{-0.34-0.63}$	$3.58^{+0.36+0.72}_{-0.36-0.68}$
Γ_γ	$< 2.3 \times 10^{-5}$	$< 2.6 \times 10^{-5}$	$< 9.0 \times 10^{-6}$	$< 1.3 \times 10^{-5}$
Ω_m	$0.293^{+0.013+0.026}_{-0.013-0.026}$	$0.284^{+0.015+0.028}_{-0.015-0.029}$	$0.293^{+0.013+0.025}_{-0.013-0.024}$	$0.287^{+0.013+0.025}_{-0.013-0.026}$
H_0	$71.9^{+4.0+7.8}_{-4.0-7.1}$	$74.7^{+5.1+10.0}_{-5.1-10.0}$	$72.8^{+1.7+3.2}_{-1.7-3.3}$	$73.3^{+1.7+3.5}_{-1.7-3.3}$
σ_8	$0.829^{+0.020+0.040}_{-0.020-0.038}$	$0.781^{+0.015+0.028}_{-0.015-0.028}$	$0.829^{+0.019+0.037}_{-0.019-0.037}$	$0.778^{+0.014+0.027}_{-0.014-0.027}$
r_{drag}	$142.5^{+6.8+15}_{-8.2-13}$	$140.5^{+6.1+20.0}_{-11.0-10.0}$	$140.5^{+4.4+8.6}_{-4.4-8.5}$	$141.9^{+4.7+9.4}_{-4.7-9.1}$
$\chi^2_{\text{min}}/2$	5642.11	5650.41	5642.53	5650.58

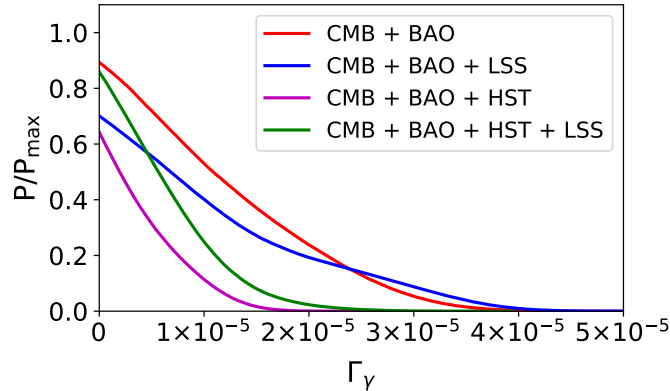


Figure 3. One-dimensional marginalized distribution for the decay rate Γ_γ .

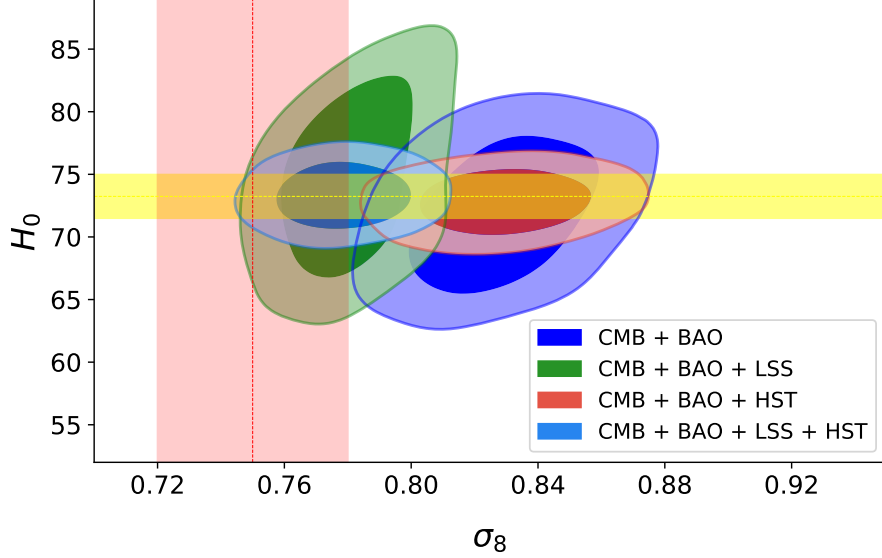


Figure 4. 68%CL and 95% CL regions for σ_8 and H_0 . The horizontal yellow band corresponds to $H_0 = 73.24 \pm 1.74 \text{ km s}^{-1} \text{ Mpc}^{-1}$ whereas the vertical light red band corresponds to $\sigma_8 = 0.75 \pm 0.03$.

Assuming base line standard Λ CDM model, the value of Hubble constant $H_0 = 66.27 \pm 0.66 \text{ km s}^{-1} \text{ Mpc}^{-1}$ from Planck CMB measurement [37] is about 3σ lower than the current local measurement $H_0 = 73.24 \pm 1.74 \text{ km s}^{-1} \text{ Mpc}^{-1}$ as reported in [43]. This discrepancy between both measures has been widely discussed in the literature as a possible indication of physics beyond the minimal Λ CDM model. The interaction between DM and photons gives rise to a very weak “DM drag” which damps the growth of matter density perturbations throughout radiation domination, and therefore can act to reconcile the tension on H_0 between predictions from the CMB and direct measurements. Similar scenario also arises in DM-dark radiation interaction models. Figure 4 shows the parametric space of $H_0 - \sigma_8$, where the horizontal yellow band corresponds to $H_0 = 73.24 \pm 1.74 \text{ km s}^{-1} \text{ Mpc}^{-1}$. From Table 1, we note that without using any prior on H_0 , we have $H_0 = 71.9 \pm 4 \text{ km s}^{-1} \text{ Mpc}^{-1}$ and $H_0 = 74.7 \pm 5 \text{ km s}^{-1} \text{ Mpc}^{-1}$ both at 68% CL from CMB + BAO and CMB + BAO + LSS respectively. With the introduction of HST in the analysis, we have $H_0 = 72.8 \pm 1.7 \text{ km s}^{-1} \text{ Mpc}^{-1}$ and $H_0 = 73.3 \pm 1.7 \text{ km s}^{-1} \text{ Mpc}^{-1}$ both at 68% CL from CMB + BAO + HST and joint analysis using full data. Therefore, with all the data sets (with or without using the local prior on H_0) the DM-photon coupling model favors the local measurement $H_0 = 73.24 \pm 1.74 \text{ km s}^{-1} \text{ Mpc}^{-1}$. Thus, DM-photon coupling model developed here can serve as an alternative to explain the well known tension of H_0 . Other perspectives in order to alleviate the tension on H_0 are investigated in [51–61].

Another cosmological tension arises from the predictions of the direct measurements of LSS and CMB for σ_8 . The results from Planck CMB yield the value of amplitude of matter density fluctuations, $\sigma_8 = 0.831 \pm 0.013$ [37], which is about 2σ higher than $\sigma_8 = 0.75 \pm 0.03$ as given by the Sunyaev-Zeldovich cluster abundances measurements [62]. From Table 1, we note that the constraints on σ_8 from CMB + BAO + LSS and joint analysis using the full data are $\sigma_8 = 0.781 \pm 0.028$ and $\sigma_8 = 0.778 \pm 0.027$ at 95% CL, respectively. These, in addition to the common region of the contours in the LSS cases with the vertical light red band in Figure 4, indicate some consistency of the DM-photon coupling model based σ_8 values with the local

measurements like Sunyaev-Zeldovich cluster abundances measurements, galaxy cluster count and weak gravitational lensing etc. Thus, the DM-photon coupling model alleviates the σ_8 tension as well to some extent when LSS data is included in the analysis.

The mass scale of the active neutrinos is observed to be $\sum m_\nu < 0.38$ eV in case of the minimal data set CMB + BAO. We can see that $\sum m_\nu$ doubles its value when the LSS data are added in the analysis. The presence of massive neutrinos reduces the growth of perturbations (reducing the growth rate of structures) below their free-streaming length. Thus, the data from LSS (prior in the $\sigma_8 - \Omega_m$ plane) which are physically dependent on small scales approximation, and where massive neutrinos play an important role, are responsible for this degeneracy (double the neutrino mass scale in our analysis). It is difficult to quantify the individual physical effects responsible for the constraints on $\sum m_\nu$, knowing that many systematic effects (calibration of the mass-observable relation, modelling the number of halos etc.) can affect LSS data. But, evidently the constraints $\sum m_\nu < 0.97$ eV and $\sum m_\nu < 0.83$ eV when LSS data are added in the analysis, are related to the tension on σ_8 . These constraints differ up to 2σ CL from the ones obtained using CMB + BAO and CMB + BAO + HST data. This difference about 2σ CL is also transmitted to the neutrinos mass scale.

Further, we notice that the spectrum index (n_s) of the primordial scalar perturbations is compatible with a scale invariant spectrum ($n_s = 1$) at 2σ CL in all the four cases of our analysis here. In the case CMB + BAO + LSS + HST, $n_s = 1$ is compatible at 1.5σ CL. Taking the minimal Λ CDM model, Planck team [63] has ruled out $n_s = 1$ at 5.6σ CL. Therefore, the extended model presented here (DM-photon coupling + N_{eff}) can reduce it up to 4σ CL. Effects of some extended scenarios on n_s are also discussed in [63]. A scale invariant spectrum is investigated in the light of H_0 and σ_8 tensions in [54].

The decay process of DM into photons represents a direct non-conservation in total radiation energy density throughout the cosmic history. Thus, it is also expected that this process can also change N_{eff} and r_{drag} (BAO acoustic scale at drag epoch). These quantities directly depend on ρ_γ . For, the effective number of species can be parametrized (when the neutrinos are relativistic) by

$$N_{\text{eff}} = \frac{8}{7} \left(\frac{4}{11} \right)^{-\frac{4}{3}} \left(\frac{\rho_\nu}{\rho_\gamma} \right). \quad (3.1)$$

As we have a change over ρ_γ from the standard evolution prediction, the non-conservation on photons density can influence N_{eff} to non-standard values. Also, a DM-photon coupling can affect the BAO acoustic scale at drag epoch r_{drag} , since this quantity depends tightly on the baryon-photon ratio $R = 3\rho_b/4\rho_\gamma$,

$$r_{\text{drag}}(z_{\text{drag}}) = \int_{z_{\text{drag}}}^{\infty} \frac{c_s(z)}{H(z)} dz, \text{ with } c_s(z) = \frac{c}{\sqrt{3 + 3R(z)}}, \quad (3.2)$$

where ρ_b stands for the baryon density and c_s is the sound velocity as a function of the redshift. Besides the non-conservation of the photons induced by Γ_γ , the addition of w_{de} and N_{eff} is expected to cause variations on r_{drag} too.

The Planck team [37] has reported $r_{\text{drag}} = 147.60 \pm 0.43$ Mpc from TT + lowP + lensing in the minimal base Λ CDM model. The authors in [64] within Λ CDM + N_{eff} have obtained $r_{\text{drag}} = 143.53 \pm 3.3$ Mpc. Using only low-redshift standard ruler, the constraint $r_{\text{drag}} = 143.9 \pm 1.9$ Mpc is obtained in [65]. As already mentioned, the three free parameters (Γ_γ , w_{de} and N_{eff})

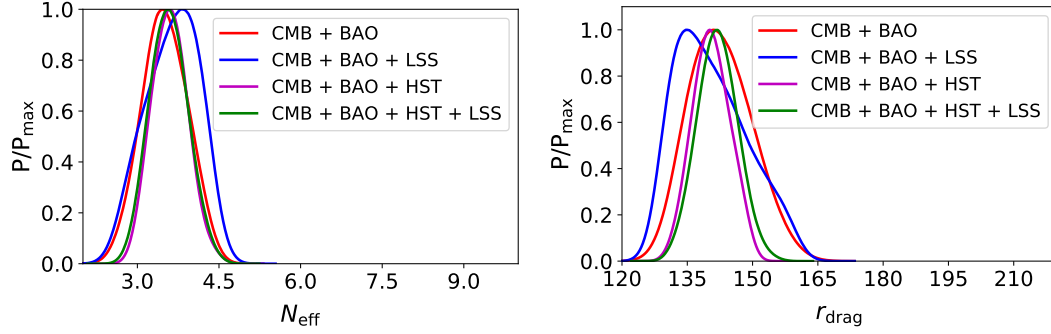


Figure 5. One-dimensional marginalized distribution of N_{eff} and r_{drag} (measured in Mpc).

in our model can affect r_{drag} . Figure 5 shows the one-dimensional marginalized distribution on N_{eff} and r_{drag} (measured in Mpc) from the four data combinations used in this work. We find $r_{\text{drag}} = 142.5^{+6.8}_{-8.2}$ Mpc at 68% CL from CMB + BAO. This value is compatible with all the measures mentioned above at 68% CL. The other values, from the other combinations, are also compatible to the values presented in [37, 64, 65] at 68% CL. But, due to the our extended model and the used data combinations, the most reasonable comparison on r_{drag} is made for CMB + BAO only. Within our model and analysis, we find that the best fit for N_{eff} can deviate significantly from its standard value ($N_{\text{eff}} = 3.046$) in all the cases analyzed here, but when the borders are observed even at 68% CL, no evidence for dark radiation is found. In general, the DM-photon coupling can significantly change the best fit on N_{eff} and r_{drag} , due to non-conservation of photons through the expansion of the Universe, but the observational bounds are compatible at 68% CL with the standard results of the Λ CDM model.

4 Conclusion

In this work, we have investigated an extension of the Λ CDM model where a non minimal DM-photon coupling is assumed, and the dark energy is characterized by a constant equation of state parameter. In addition, massive neutrinos are also considered. We have observed significant effects of the considered cosmological scenario on the CMB TT and matter power spectra (see Section 2.2). We have obtained observational constraints on the DM-photon coupling model parameters using the latest data from CMB, BAO, HST and LSS. In particular, we have found the upper bound on the coupling parameter, viz., $\Gamma_\gamma \leq 1.3 \times 10^{-5}$ using the full data set CMB + BAO + HST + LSS. As a direct consequence of the decay of DM into photons, we have found that this scenario can naturally solve the current tension on the Hubble constant by providing high values of H_0 consistent with the local measurements. Thus, alteration in the standard dynamics of photons through the cosmic expansion can be a viable alternative to describe physics beyond the Λ CDM model in light of the current observational tensions. Here the cosmological model with DM-photon coupling has proved to be able to resolve the tension on H_0 . A step forward within this perspective could be to consider a curvature-photon coupling and investigate its cosmological consequences. This can serve as a test to probe the modified gravity on CMB scale, and reconcile the current tension between LSS and CMB as well.

Acknowledgments

S.K. gratefully acknowledges the support from SERB-DST project No. EMR/2016/000258. S.K.Y. acknowledges the Council of Scientific & Industrial Research (CSIR), Govt. of India, for awarding Junior Research Fellowship (File No. 09/719(0073)/2016-EMR-I).

References

- [1] G. Bertone, D. Hooper and J. Silk, *Particle Dark Matter: Evidence, Candidates and Constraints*, *Phys. Rept.* **405** (2005) 279 [[arXiv:hep-ph/0404175](#)].
- [2] J. L. Feng, *Dark Matter Candidates from Particle Physics and Methods of Detection*, *Ann. Rev. Astron. Astrophys.* **48** (2010) 495 [[arXiv:1003.0904](#)].
- [3] A. Ibarra, D. Tran and C. Weniger, *Indirect Searches for Decaying Dark Matter*, *Int. J. Mod. Phys. A* **28** (2013) 1330040 [[arXiv:1307.6434](#)].
- [4] A. Esmaili, S. K. Kang and P. D. Serpico, *IceCube events and decaying dark matter: hints and constraints*, *JCAP* **12** (2014) 054 [[arXiv:1410.5979](#)].
- [5] C. E. Aisati, M. Gustafsson, T. Hambye and T. Scarna, *Dark Matter Decay to a Photon and a Neutrino: the Double Monochromatic Smoking Gun Scenario*, *Phys. Rev. D* **93** (2016) 043535 [[arXiv:1510.05008](#)].
- [6] M. Gustafsson, T. Hambye and T. Scarna, *Effective Theory of Dark Matter Decay into Monochromatic Photons and its Implications: Constraints from Associated Cosmic-Ray Emission*, *Phys. Lett. B* **724** (2013) 288 [[arXiv:1303.4423](#)].
- [7] H. Yuksel and M. D. Kistler, *Circumscribing Late Dark Matter Decays Model Independently*, *Phys. Rev. D* **78** (2008) 023502 [[arXiv:0711.2906](#)].
- [8] N. F. Bell, A. J. Galea, and K. Petraki, *Lifetime Constraints for Late Dark Matter Decay*, *Phys. Rev. D* **82** (2010) 023514 [[arXiv:1004.1008](#)].
- [9] N. F. Bell, A. J. Galea and R. R. Volkas, *A Model For Late Dark Matter Decay*, *Phys. Rev. D* **83** (2011) 063504 [[arXiv:1012.0067](#)].
- [10] C. Boehm, A. Riazuelo, S. H. Hansen and R. Schaeffer, *Interacting Dark Matter disguised as Warm Dark Matter*, *Phys. Rev. D* **66** (2002) 083505 [[arXiv:astro-ph/0112522](#)].
- [11] C. Boehm, P. Fayet and R. Schaeffer, *Constraining Dark Matter candidates from structure formation*, *Phys. Lett. B* **518** (2001) 8. [[arXiv:astro-ph/0012504](#)].
- [12] J. Stadler and C. Boehm, *CMB constraints on γ -CDM interactions revisited*, [[arXiv:1802.06589](#)].
- [13] R. J. Wilkinson, J. Lesgourgues and C. Boehm, *Using the CMB angular power spectrum to study Dark Matter-photon interactions*, *JCAP* **04** (2014) 026 [[arXiv:1309.7588](#)].
- [14] R. J. Wilkinson, C. Boehm and J. Lesgourgues, *Constraining Dark Matter-Neutrino Interactions using the CMB and Large-Scale Structure*, *JCAP* **05** (2014) 011 [[arXiv:1401.7597](#)].
- [15] S. Kumar and R. C. Nunes, *Observational constraints on dark matter-dark energy scattering cross section*, *Eur. Phys. J. C* **77** (2017) 734 [[arXiv:1709.02384](#)].
- [16] R. C. Nunes and A. Bonilla, *Probing the properties of relic neutrinos using the cosmic microwave background, the Hubble Space Telescope and galaxy clusters*, *Mon. Not. Roy. Astron. Soc.* **473** (2018) 4404 [[arXiv:1710.10264](#)].
- [17] M. Lattanzi and M. Gerbino, *Status of neutrino properties and future prospects - Cosmological and astrophysical constraints*, *Front. Phys.* **5** (2017) 70 [[arXiv:1712.07109](#)].

- [18] K. Enqvist, S. Nadathur, T. Sekiguchi and T. Takahashi, *Decaying dark matter and the tension in σ_8* , **JCAP** **09** (2015) 067 [[arXiv:1505.05511](#)].
- [19] Z. Berezhiani, A. D. Dolgov and I. I. Tkachev, *Reconciling Planck results with low redshift astronomical measurements*, **Phys. Rev. D** **92** (2015) 061303 [[arXiv:1505.03644](#)].
- [20] V. Poulin, P. D. Serpico and J. Lesgourgues, *A fresh look at linear cosmological constraints on a decaying dark matter component*, **JCAP** **08** (2016) 036 [[arXiv:1606.02073](#)].
- [21] P. Ko and Y. Tang, *Light dark photon and fermionic dark radiation for the Hubble constant and the structure formation*, **Phys. Lett. B** **762** (2016) 462 [[arXiv:1608.01083](#)].
- [22] M. A. B. Abad, M. Schmaltz, J. Lesgourgues and T. Brinckmann, *Interacting Dark Sector and Precision Cosmology*, **JCAP** **01** (2018) 008 [[arXiv:1708.09406](#)].
- [23] S. L. Amigo, W. M. Y. Cheung, Z. Huang, and S. P. Ng; *Cosmological Constraints on Decaying Dark Matter*, **JCAP** **06** (2009) 005 [[arXiv:0812.4016](#)].
- [24] I. M. Oldengott, D. Boriero, and D. J. Schwarz; *Reionization and dark matter decay*, **JCAP** **08** (2016) 054 [[arXiv:1605.03928](#)].
- [25] J. Lesgourgues, G. M. Tavares and M. Schmaltz, *Evidence for dark matter interactions in cosmological precision data?*, **JCAP** **02** (2016) 037 [[arXiv:1507.04351](#)].
- [26] L. Ackerman, M. R. Buckley, S. M. Carroll and M. Kamionkowski; *Dark Matter and Dark Radiation*, **Phys.Rev. D** **79** (2009) 023519 [[arXiv:0810.5126](#)].
- [27] W. Yang and L. Xu, *Cosmological constraints on interacting dark energy with redshift-space distortion after Planck data*, **Phys. Rev. D** **89** (2014) 083517 [[arXiv:1401.1286](#)].
- [28] C. P. Ma and E. Bertschinger, *Cosmological Perturbation Theory in the Synchronous and Conformal Newtonian Gauges*, **Astrophys. J.** **455** (1995) 7 [[arXiv:astro-ph/9506072](#)].
- [29] D. Blas, J. Lesgourgues and T. Tram *The Cosmic Linear Anisotropy Solving System (CLASS) II: Approximation schemes*, **JCAP** **07** (2011) 034 [[arXiv:1104.2933](#)].
- [30] J. A. S. Lima and I. P. Baranov, *Gravitationally Induced Particle Production: Thermodynamics and Kinetic Theory*, **Phys. Rev. D** **90** (2014) 043515 [[arXiv:1411.6589](#)].
- [31] J. Chluba, *Tests of the CMB temperature-redshift relation, CMB spectral distortions and why adiabatic photon production is hard*, **Mon. Not. Roy. Astron. Soc.** **443** (2014) 1881 [[arXiv:1405.1277](#)].
- [32] J. Chluba and R. A. Sunyaev, *The evolution of CMB spectral distortions in the early Universe*, **Mon. Not. Roy. Astron. Soc.** **419** (2012) 1294 [[arXiv:1109.6552](#)].
- [33] J. A. S. Lima, A. I. Silva and S. M. Viegas, *Is the radiation temperature-redshift relation of the standard cosmology in accordance with the data?*, **Mon. Not. Roy. Astron. Soc.** **312** (2000) 747.
- [34] S. Rasanen, J. Valiviita and V. Kosonen, *Testing distance duality with CMB anisotropies*, **JCAP** **04** (2016) 050 [[arXiv:1512.05346](#)].
- [35] N. Komatsu and S. Kimura, *Cosmic microwave background radiation temperature in a dissipative universe*, **Phys. Rev. D** **92** (2015) 043507 [[arXiv:1503.05895](#)].
- [36] R. C. Nunes, *Connecting inflation with late cosmic acceleration by particle production*, **Int. J. Mod. Phys. D** **25** (2016) 1650067 [[arXiv:1603.05302](#)].
- [37] P. A. R. Ade et al., *Planck 2015 results-xiii. cosmological parameters*, **A & A**, **594** (2016) A13 [[arXiv:1502.01589](#)].
- [38] F. Beutler, C. Blake, M. Colless, D. H. Jones, L. Staveley-Smith, L. Campbell, Q. Parker, W. Saunders and F. Watson, *The 6dF Galaxy Survey: Baryon Acoustic Oscillations and the Local Hubble Constant*, **Mon. Not. Roy. Astron. Soc.** **416** (2011) 3017 [[arXiv:1106.3366](#)].

- [39] A. J. Ross, L. Samushia, C. Howlett, W. J. Percival, A. Burden, and M. Manera; *The clustering of the SDSS DR7 Main Galaxy Sample I: a 4 per cent distance measure at $z = 0.15$* , *Mon. Not. Roy. Astron. Soc.* **449** (2015) 835 [arXiv:1409.3242].
- [40] L. Anderson et al., *The clustering of galaxies in the SDSS-III Baryon Oscillation Spectroscopic Survey: Baryon Acoustic Oscillations in the Data Release 10 and 11 galaxy samples*, *Mon. Not. Roy. Astron. Soc.* **441** (2014) 24 [arXiv:1312.4877].
- [41] A. Font-Ribera et al., *Quasar-Lyman α Forest Cross-Correlation from BOSS DR11 : Baryon Acoustic Oscillations*, *JCAP* **5** (2014) 027 [arXiv:1311.1767].
- [42] R. C. Nunes, S. Pan, E. N. Saridakis and E. M. C. Abreu, *New observational constraints on $f(R)$ gravity from cosmic chronometers*, *JCAP* **01** (2017) 005 [arXiv:1610.07518].
- [43] A. G. Riess et al., *A 2.4% Determination of the Local Value of the Hubble Constant*, *Astrophys. J.* **826** (2016) 56 [arXiv:1604.01424].
- [44] C. Heymans et al., *CFHTLenS tomographic weak lensing cosmological parameter constraints: Mitigating the impact of intrinsic galaxy alignments*, *Mon. Not. Roy. Astron. Soc.* **432** (2013) 2433 [arXiv:1303.1808].
- [45] P. A. R. Ade et al., *Planck 2013 results. XX. Cosmology from Sunyaev-Zeldovich cluster counts*, *A & A* **571** (2014) A20 [arXiv:1303.5080].
- [46] F. Khlinger et al., *KiDS-450: The tomographic weak lensing power spectrum and constraints on cosmological parameters*, *Mon. Not. Roy. Astron. Soc.* **471** (2017) 4412 [arXiv:1706.02892].
- [47] B. Audren, J. Lesgourgues, K. Benabed and S. Prunet, *Conservative Constraints on Early Cosmology: an illustration of the Monte Python cosmological parameter inference code*, *JCAP* **02** (2013) 001 [arXiv:1210.7183].
- [48] A. Gelman and D. Rubin, *Inference from iterative simulation using multiple sequences*, *Statist. Sci.* **7** (1992) 457.
- [49] <https://github.com/cmbant/getdist>
- [50] Planck collaboration: P. A. R. Ade et al., *Planck 2013 results. XVI. Cosmological parameters*, *A & A* **571** (2014) A16 [arXiv:1303.5076].
- [51] J. L. Bernal, L. Verde and A. G. Riess, *The trouble with H_0* , *JCAP* **10** (2016) 019 [arXiv:1607.05617].
- [52] W. Lin and M. Ishak, *Cosmological discordances II: Hubble constant, Planck and large-scale-structure data sets*, *Phys. Rev. D* **96** (2017) 083532 [arXiv:1708.09813].
- [53] E. Di Valentino, E. Linder and A. Melchiorri, *A Vacuum Phase Transition Solves H_0 Tension*, *Phys. Rev. D* **97** (2018) 043528 [arXiv:1710.02153].
- [54] M. Benetti, L. L. Graef and J. S. Alcaniz, *The H_0 and σ_8 tensions and the scale invariant spectrum*, [arXiv:1712.00677].
- [55] T. Bringmann, F. Kahlhoefer, K. S. Hoberg and P. Walia, *Converting non-relativistic dark matter to radiation*, [arXiv:1803.03644].
- [56] S. Kumar and R. C. Nunes, *Probing the interaction between dark matter and dark energy in the presence of massive neutrinos*, *Phys. Rev. D* **94** (2016) 123511 [arXiv:1702.02143].
- [57] S. Kumar and R. C. Nunes, *Echo of interactions in the dark sector*, *Phys. Rev. D* **96** (2017) 103511 [arXiv:1702.02143].
- [58] E. Di Valentino, A. Melchiorri and O. Mena; *Can interacting dark energy solve the H_0 tension ?*, *Phys. Rev. D* **96** (2017) 043503 [arXiv:1704.08342].

- [59] V. Poulin, K. K. Boddy, S. Bird and M. Kamionkowski, *The implications of an extended dark energy cosmology with massive neutrinos for cosmological tensions*, [arXiv:1803.02474](#).
- [60] Rafael C. Nunes, *Structure formation in $f(T)$ gravity and a solution for H_0 tension*, [arXiv:1802.02281](#).
- [61] S. M. Feeney, H. V. Peiris, A. R. Williamson, S. M. Nissanke, D. J. Mortlock, J. Alsing and D. Scolnic, *Prospects for resolving the Hubble constant tension with standard sirens*, [arXiv:1802.03404](#).
- [62] P. A. R. Ade et al., *Planck 2013 results. XX. Cosmology from Sunyaev-Zeldovich cluster counts*, [A & A **571** \(2014\) A20](#) [[arXiv:1303.5080](#)].
- [63] P. A. R. Ade et al., *Planck 2015 results. XX. Constraints on inflation*, [A & A **594** A20 \(2016\)](#) .
- [64] A. Heavens, R. Jimenez and L. Verde, *Standard rulers, candles, and clocks from the low-redshift Universe*, [Phys. Rev. Lett. **113** \(2014\) 241302](#) [[arXiv:1409.6217](#)].
- [65] L. Verde, J. L. Bernal, A. F. Heavens and R. Jimenez, *The length of the low-redshift standard ruler*, [Mon. Not. Roy. Astron. Soc. **467** \(2017\) 731](#) [[arXiv:1607.05297](#)].