

A low threshold compact gamma-ray detector consisting of $LaBr_3$ and SiPMs for GECAM

P. Lv^{a,b}, S.L. Xiong^b, X.L. Sun^{a,b,*}, J.G. Lv^{a,b}, Y.G. Li^b

^aState Key Laboratory of Particle Detection and Electronics, Beijing 100049, China

^bInstitute of High Energy Physics, Chinese Academy of Sciences, Beijing 100049, China

Abstract

The Gravitational wave high-energy Electromagnetic-Counterparts All-sky Monitor (GECAM) project is the planned Chinese space telescope for detecting the counterparts of gravitational wave events. It consists of two micro-satellites in low earth orbit with the advantage of instantaneous full-sky coverage, and can be achieved within a short period and small budget. Due to the limitation of size, weight and power consumption of micro-satellites, silicon photomultipliers (SiPMs) are used to replace the photomultiplier tubes (PMTs) to assemble a novel gamma-ray detector. A prototype of a SiPM array with $LaBr_3$ crystal is tested and resulted in a high detection efficiency (72% at 5.9 keV) and an excellent uniformity. The low-energy X-ray of 5.9 keV can be detected by a simply readout circuit, and the energy resolution is 6.5% (FWHM) at 662 keV. The design and the detector performances are discussed in detail in this paper. *Keywords:* electromagnetic-counterpart, Gamma-Ray Detector, $LaBr_3$ crystal, SiPM, low threshold, energy resolution

1. Introduction

First gravitational wave event GW150914 [1, 2, 3] and double neutron star merger event GW170817 [4], opened a new era of gravitational wave multi-messenger astronomy. The energy zone from keV to MeV is an important

*Corresponding author. Tel.: +86-10-88235846
Email address: sunxl@ihep.ac.cn (X.L. Sun)

window for electromagnetic-counterpart research. The two micro-satellites of GECAM, which are in the same low earth orbit with opposite orbital phase for full-sky coverage, are planned to be launched in 2020. Each satellite consists of 25 gamma-ray detectors (GRD) and 8 charged-particle detectors (CPD). As the main instrument, GRD is used to monitor electromagnetic-counterparts of gravitational wave events from 6 keV to 2 MeV.

PMT has a large volume and a high bias, which makes it inappropriate for micro-satellites. SiPM, a novel silicon-based photodetector, maintains attractive capabilities such as a large dynamic range, single-photon sensitivity, high photon detection efficiency, insusceptibility to magnetic fields and low bias [5]. However, the high thermal-noise [6] of SiPMs is an obstacle to detect low-energy rays especially below 10 keV. The capacitance increases as the area of SiPM increases that extends the decay time of signals and reduces the amplitude, which cause small signals to be drowned in baseline noise. Therefore, the high-light yield is a significant parameter to enhance the amplitude to make it higher than the baseline. The $LaBr_3$ crystal is the best candidate because of its fast decay time (16 ns) and high-light yield (>60000 photons/MeV) [7, 8, 9], which results in a very good energy resolution and linearity. A prototype was designed with a $LaBr_3$ crystal of 76.2 mm in diameter and a SiPM array with an active area of $50.44 \times 50.44 \text{ mm}^2$. Due to the exquisite structure, 25 GRDs are able to be accommodated for each satellites to realize goals of a large-sensitive area and great-localization accuracy.

The test results show that the 5.9 keV full-energy peak of the ^{55}Fe source can be detected with a 72% efficiency. The readout method is simple with only one parallel channel, and the thermal noise can be suppressed by a proper discriminator threshold. This design provides a new solution for space gamma-ray detectors in the future.

2. The GRD structure

The schematic diagram of the GRD is shown in Fig.1.

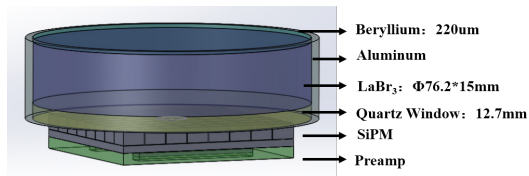


Figure 1: The diagram of the GRD.

The $LaBr_3$ crystal is grown by Saint Gobain Crystal Company [10] with 76.2 mm in diameter and 15 mm-thick (Fig2(a)), and it is sealed in an aluminum shell to avoid being deliquesced. High-light yield and a fast decay-time offer advantages when designing a gamma-ray detector especially for low-energy X-rays, and they make small signals easy to be distinguished from dark noise. For low-energy X-rays, beryllium is the best candidate for the incident window, and our thickness is 0.22 mm. The optical signals are collected by the SiPM after passing through the quartz window and then converted into electrical signals that are able to be amplified by a pre-amplifier.

The SiPMs (Version: ArrayJ-60035-64P) are produced by SensL company [11]. Each array consists of 64 independent pads with each area of $6 \times 6 \text{ mm}^2$ to form a large $50.44 \times 50.44 \text{ mm}^2$ sensitive area (Fig.2(b)). Biased at $V_{br} + 6V$, this SiPM array has a 51% photon detection efficiency (PDE) at the peak wavelength of 420 nm, and the light peak wavelength of $LaBr_3$ is 380 nm, which is close to PDE peak.

The pre-amplifier (Fig.2(c)) is high-gain (25 times) and low wideband noise, which and the SiPM array are integrated on both sides of a PCB in order to save space and reduce the noise between the photosensor and the front-end electronics. A simple filter circuit is designed to keep the bias for the SiPM array stable. Silicone oil is filled between the quartz window and the array surface to increase light transmittance. Moreover, the area of quartz window that does not touch the array is covered by Teflon film to reduce light loss. The GRD is placed in a dark aluminum box to isolate light from outside. Due to above efforts, the 64 pads are paralleled into one channel to read optical signals.




Figure 2: The $LaBr_3$ crystal, the SiPM array and pre-amplifier.

3. The test system

The test-system diagram is shown in Fig.3. The electrical signal is copied to two channels by CAEN N625: one enters CAEN DT5751 digitizer directly and then is recorded by the PC, while the other is used to generate a trigger by the discriminator CAEN N840. The threshold is 7 mV, which is about twice of the baseline noise. The time window of each waveform is 3 μ s, which is much longer than the crystal's decay time because the capacitance of large area SiPM can extend the width of signals. The bias of SiPM at $V_{br} + 4V$ to obtain a proper gain ($> 10^6$). The power supply for the pre-amplifier is $\pm 5V$ with a power consumption of 0.06 W, and the total consumption for each GRD is less than 0.1 W. Low-power consumption is a significant superiority when designing detectors for satellites.

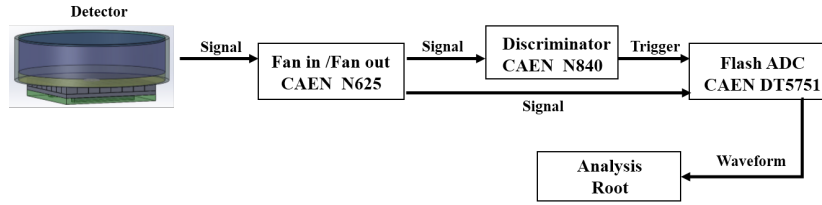


Figure 3: The block diagram of the test system.

A series of calibrated radioactive sources with energy ranging from 5.9 keV to 1332 keV are used to study the detectors performance. The decay of ^{138}La can emit two low-energy X-rays of energy 5.6 keV and 37.4 keV [12]. The list of

the sources with the energies of their emitted photons are listed in Table.1.

Table 1: The radioactive sources and activity.

<i>Source</i>	<i>Energy (keV)</i>	<i>Activity (Bq)</i>
^{138}La	5.6, 37.4	—
^{55}Fe	5.9	1232
^{241}Am	59.5	7.2E+05
^{57}Co	122, 136	8737
^{133}Ba	81, 356	2.85E+05
^{137}Cs	662	1.3E+06
^{60}Co	1173, 1332	1707

4. Detector Performance

4.1. The low-energy performance

The 5.6 keV and the 5.9 keV X-rays are used to study the GRD low-energy performance. Fig.4 depicts the typical waveforms of effective signal and SiPM dark noise. As the red line shows, a threshold of about 7 mV can distinguish the signal and the noise effectively. The energy spectra of 5.9 keV and 5.6 keV are shown in Fig.5 where the full-energy peaks are obvious to be recognized. The detection efficiency of 5.9 keV X-rays can be obtained by comparing the event-rate with the ^{55}Fe source activity, and the source activity is listed in Table.2. The measured event rate for 5.9 keV is 890 Hz, for which the background event rate 280 Hz is already subtracted. Hence, the measured detection efficiency for 5.9 keV is about 72%, which has taken the attenuation from the 0.22 mm beryllium window and the 0.06 mm ESR reflective film into account. This result indicates that the 6 keV X-rays can be achieved with a proper threshold, and the detection efficiency satisfies the requirement of GRD (>70%).

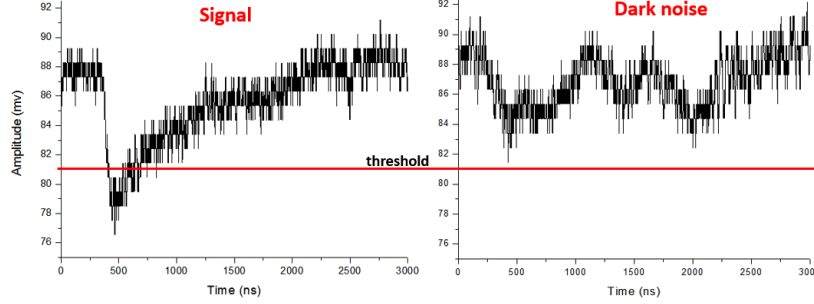


Figure 4: The waveforms of signal and dark noise.

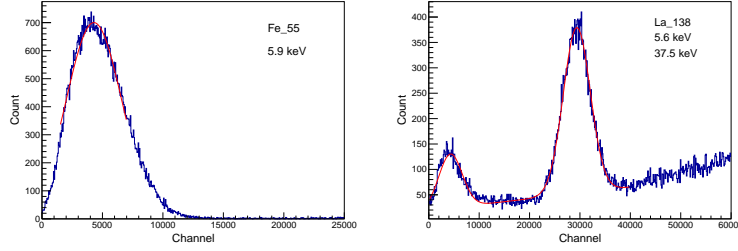


Figure 5: The spectra of ^{55}Fe and ^{138}La radioactive sources.

Table 2: The information of ^{55}Fe source.

Source	Energy (keV)	$T_{1/2}$ (year)	T_0 (year)	Activity (Bq)
^{55}Fe	5.9	2.7	1986	1232

4.2. Energy Resolution

Fig.6 shows the energy spectra of ^{137}Cs and ^{60}Co sources, and the energy resolution can reach 6.5% at 662 keV and 3.38% at 1332 keV. Previous studies have reported that the energy resolutions are 3% at 662 keV and 2% at 1332 keV for a small volume LaBr_3 crystal coupled with a PMT [9]. Our experiment is the first time to use a large area SiPM array and a large volume LaBr_3 crystal to design a compact gamma-ray detector for a space telescope. The

energy resolution can be influenced by several factors. The main factor is the dark noise of detector, which is 30-70 kHz/mm² at room temperature [6] and the both cross-talk and after-pulse will deteriorate the energy resolution [13]. Another factor is the uniformity, where the edge pads collect fewer scintillation photons than the center pads because the SiPM cannot cover the crystal surface completely and a part of the light might be lost. The details will be discussed in section 4.4.

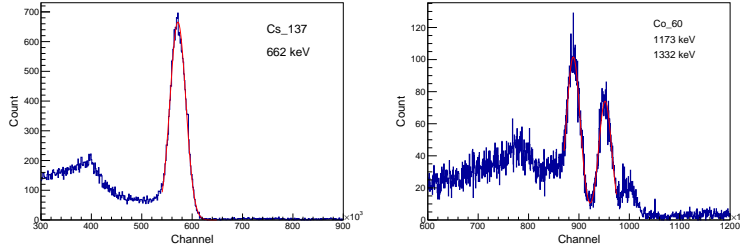


Figure 6: The spectra of ^{137}Cs and ^{60}Co . The energy resolutions are 6.5% at 662 keV and 3.38% at 1332 keV.

4.3. linearity

There are two elements that may influence the linearity besides the crystal quality: the response of the SiPM and the electronics. The linearity of SiPMs have a good performance according to previous experiments [13, 14]. There are 620 microcells/mm² and more than 10⁶ pixels for each array, so it is not saturated within the GECAM detection range. Fig.7 shows the relation between E_{gamma} and the channel number of the centroid of the peak corresponding to E_{gamma} . The linearity is preserved up to 700 keV, and then the saturation effect appears. One of the reason is that the maximum signal amplitudes that can be collected for DT5751 is only 1 V, and partial information will be lost if the E_{gamma} is higher than 700 keV, like the waveform in Fig.8. Our next work is to design a special circuit, which is able to supply a high gain for low-energy rays and a low gain for high-energy rays to record all the intact waveforms.

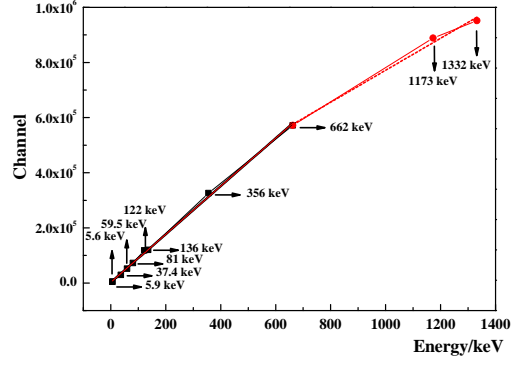


Figure 7: The linear relation between E_{gamma} and the channel number.

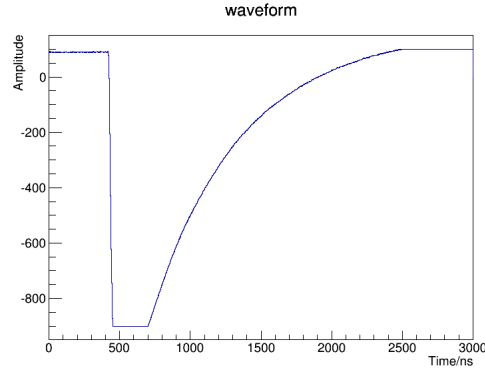


Figure 8: The waveforms of high-energy ray.

4.4. Uniformity

The ^{241}Am source is positioned 0.5 mm away from the Beryllium window surface after being collimated by 20 mm-thick lead with a hole of 3 mm in diameter, and Fig.9 shows the location over the crystal. Line 2 is at 45° with respect to line 1, and the distance between p1 and p2 is 10 mm (the same as p2 to p3 and p3 to p4), and p4 to p5 is 5 mm. Assuming the collected photons in the center is 1, the Y-axis shows the ratio of the other positions to the center. The area of the SiPM array is $50.44 \times 50.44 \text{ mm}^2$, and it cannot cover the crystal surface totally. Even though Teflon film is used to cover the exposed surface to

increase reflectivity, the edge SiPM pads still collect fewer photons than center pads due to the light loss. That is the reason why the curve declines as the location moves from the center to the edge in Fig.10. Our next design is a rounded SiPM array with the same size as the $LaBr_3$ crystal to completely cover the surface and maintain better uniformity.

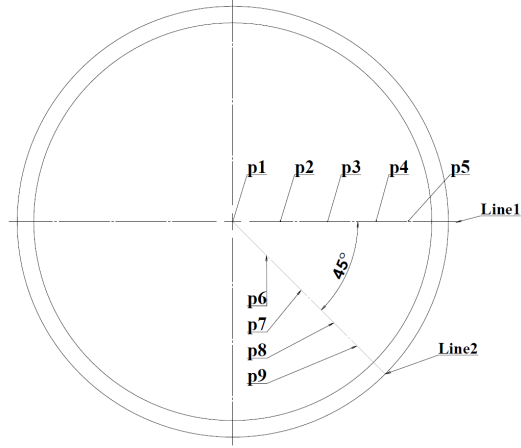


Figure 9: The placement of ^{241}Am source above the $LaBr_3$ crystal

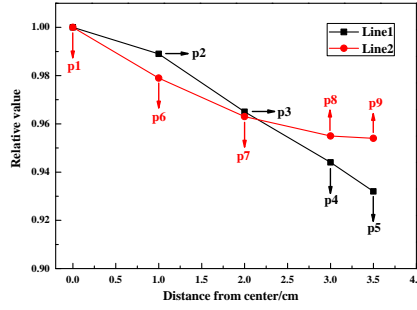


Figure 10: The Uniformity of the $LaBr_3$ crystal from center to edges.

5. Discussion and Summary

GECAM is a dedicated space telescope that is designed for detecting high-energy electromagnetic-counterparts. As its main detector, GRD must be compact, diminutive and sensitive to rays from 6 keV-2 MeV. We have discussed the novel GRD performances in detail in this paper. The high-light yield of $LaBr_3$ crystal makes it possible to use only one channel with 64 SiPM pads in parallel to read optical signals. The detector is capable of detecting the X-rays as low as 5.6 keV, which meets the GECAM requirements well. The energy resolution can reach 6.5% at 662 keV and 3.38% at 1332 keV, and the linearity is just preserved up to 700 keV due to the saturation of the digitizer. The difference in uniformity between the center and the edges of the GRD is about 7%. The X-rays detection efficiency of the entire design is 72% for 5.9 keV.

Our next work is to optimize the GRD design and adopt a suitable circuit to enlarge the dynamic range, especially for the high-energy gamma-rays. A new rounded SiPM array is being designed, and it can solve the problem of uniformity and save space. This new kind of gamma-ray detector can be used in many areas in the future.

6. Acknowledge

The research is supported by the Key Research Program of Frontier Sciences, Chinese Academy of Sciences (Grant NO. QYZDB-SSW-SLH012).

References

References

- [1] B. P. Abbott, Phys. Rev. Lett. 116 (2016) 061102.
- [2] B. P. Abbott, Phys. Rev. Lett. 116 (2016) 131103.
- [3] B. P. Abbott, Phys. Rev. Lett. 116 (2016) 131102.

- [4] B. P. Abbott, Phys. Rev. Lett. 119 (2017) 161101.
- [5] N. D’Ascenzo, JINST 10 (08) (2015) C08017.
- [6] <http://sensl.com/downloads/ds/DS-MicroJseries.pdf>.
- [7] G. Bizarri, IEEE Transactions on Nuclear Science 53 (2) (2006) 615–619.
- [8] P. Dorenbos, IEEE Transactions on Nuclear Science 51 (3) (2004) 1289–1296.
- [9] F. Q. et al, Nucl Instr and Meth.A 574 (1) (2007) 115 – 120.
- [10] <http://www.detectors.saint-gobain.com/>.
- [11] <http://sensl.com/>.
- [12] F. Quarati, Nucl Instr and Meth.A 683 (2012) 46 – 52.
- [13] Y. Sun, J. Maricic, JINST 11 (01) (2016) C01078.
- [14] S. Catalanotti, JINST 10 (08) (2015) P08013.