

JET LAUNCHING RADIUS IN LOW-POWER RADIO-LOUD AGNS IN ADVECTION-DOMINATED ACCRETION FLOWS

TRUONG LE, WILLIAM NEWMAN, AND BRINKLEY EDGE

Department of Physics, Astronomy & Geology, Berry College, Mount Berry, GA 30149, USA; tle@berry.edu

ABSTRACT

Using our theory for the production of relativistic outflows, we estimate the jet launching radius and the inferred mass accretion rate for 52 low-power radio-loud AGNs based on the observed jet powers. Our analysis indicates that (1) a significant fraction of the accreted energy is required to convert the accreted mass to relativistic energy particles for the production of the jets near the event horizon, (2) the jets launching radius moves radially toward the horizon as the mass accretion rate or jets power increases, and (3) no jet/outflow formation is possible beyond 44 gravitational radii.

Keywords: accretion, accretion disks — hydrodynamics — black hole physics — galaxies: jets

1. INTRODUCTION

Astrophysical jets are highly collimated beams of high velocity outflows that originate from young stars, micro-quasars, gamma-ray bursts, and active galactic nuclei (AGNs). It is believed that low-power radio-loud AGNs harbor supermassive central black holes that contain hot, two-temperature advection dominated accretion flows (ADAFs) with significantly sub-Eddington accretion rates and powerful jets (e.g., [Narayan, Kato & Honma 1997](#)), and this hot ADAF disks can efficiently accelerate the relativistic particles powering the jets (e.g., [Le & Becker 2005](#), hereafter LB05). It is believed that one efficient way to remove angular momentum from a disk is to eject it vertically into a jet or outflow, hence, suggesting that disk and jet are connected through accretion and ejection processes. The common understanding is that magnetohydrodynamics (MHD) are responsible for launching, accelerating, and collimating these jets, which involve the extraction of energy from the rotation (or spin) of the black hole or the accretion disk in order to power the jets/outflows (e.g., [Blandford & Znajek 1977](#); [Blandford & Payne 1982](#); [Doeleman et al. 2012](#)). However, the acceleration process due to the black hole spin still remains an open question (e.g., [Takeuchi, Ohsuga & Mineshige 2010](#); [Beckmann & Shrader 2012](#); [Tchekhovskoy 2015](#); [Inoue et al. 2017](#)). For example, [Fender, Gallo & Russell \(2010\)](#) found no single relation between the black hole spin and the jet power in X-ray binary jets, and [Narayan & McClintock \(2012\)](#) pointed out that the effect of the black hole spin is not important when the compact jet is launched far away from the inner radius ($10 - 100 r_g$, where $r_g = GM/c^2$, [Markoff et al. 2005](#)). Moreover, [Menon & Dermer \(2005\)](#) obtained an exact analytical solution to the Blandford-Znajek model, and showed that not only the energy extraction happens along the equatorial plane, but the energy is fed directly into the black hole.

Given the relative complexity of the electromagnetic models, LB05 first examined if the outflows can be understood through *first-order Fermi acceleration process* at a standing accretion isothermal shock, which parallels the early studies of cosmic-ray acceleration in supernova shock waves. Since then, we have studied and established that the acceleration of relativistic particles at a standing shock in ADAF inviscid and viscous disks can power the outflows frequently observed from low-power radio-loud AGNs (e.g., M87) and galactic black hole (e.g., Sgr A*) candidates (e.g., LB05; [Das, Becker & Le 2009](#)). This model is depicted schematically in [Figure 1](#). In this scenario, the gas is accelerated gravitationally toward the central mass and the high-energy particles (the high-energy tail of the background Maxwellian distribution, which we call the test particles) experiences a shock transition due to an obstruction near the event horizon. These high-energy particles get accelerated at the shock location by first-order Fermi acceleration process and some become unbound and escape at the shock radius to form the jets/outflow, while others diffuse outward radially through the disk or advect across the event horizon into the black hole. For simplicity, we assume the escape of the relativistic particles occurs only at the shock location ($R_{\text{jet}} = r_*$), where the acceleration process is strongest. This allows us to model the escape of particles and energy without altering the global conservation equations. Here, the dynamical effect of the loss of energy is introduced through the shock jump conditions. Once the disk flow structure is determined, the transport equation for the relativistic number and energy densities and the particle distribution f can be obtained self-consistently (e.g., [Le & Becker 2007](#); [Becker, Das & Le 2011](#)). The self-consistency of the calculation is established when the particle energy escape rate P_{esc}

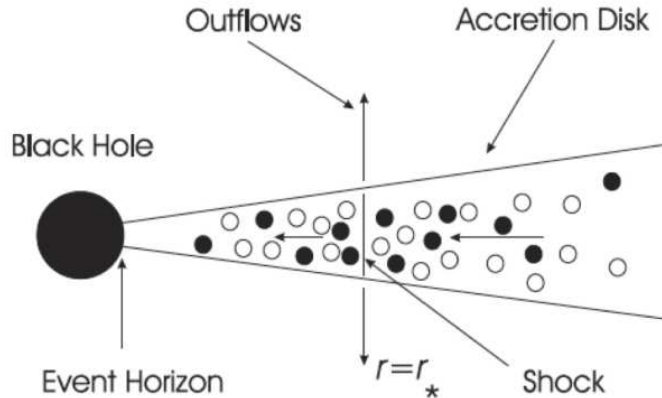


Figure 1. Schematic representation of our disk-shock and disk-jet models. The schematic was taken from [Le & Becker \(2007\)](#) paper. The filled circles and the unfilled circles in the disk represent the test particles (or the high-energy tail of the background Maxwellian distribution) and the MHD scattering centers moving with the background gas, respectively. The test particles are injected at the shock location and get accelerated at the shock location by first-order Fermi acceleration process. Some will become unbound and escape at the shock radius to form the jets/outflow, while others will diffuse outward radially through the disk or advect across the event horizon into the black hole.

from the transport equation is equal to the energy lost rate from the disk P_{disk} , and these quantities must be equal to the observed estimated jets power P_{jet} of a particular source. The connection between the dynamical and the transport equations to the observed estimated jets power allows us to constrain the constant mass accretion rate \dot{M} along the flow toward the event horizon and the jet launching radius R_{jet} of an observed AGN.

The existence of a shock is due to the presence of a “centrifugal barrier” situated close to the event horizon, and the post-shock sound speed and the disk thickness remain the same as the pre-shock values in an isothermal shock model. Furthermore, in the isothermal shock case, the shock must radiate away both energy and entropy at the shock location through the surface of the disk, and the energy lost from the shock can be identified to power the jet. From our studies, we showed that shock acceleration in a disk naturally produces a power-law energy distribution for the accelerated particles with a dominant power-law index of ~ 4 that has an equivalent supernova-driven shock of ~ 6 using the disk-shocked compression ratio. Our results indicated that the presence of a shock in a disk is very efficient in accelerating the relativistic particles and is similar to the cosmic-ray acceleration case (e.g., [Blandford & Ostriker 1978](#)). Moreover, we have also shown that pressure of the accelerated relativistic particles can actually exceed the pressure of the thermal background gas in the vicinity of the shock (e.g., LB05; [Becker, Das & Le 2011](#)); and when this occurs, a “two-fluid” version of our model that includes the particle pressure, in analogy with the “cosmic-ray modified shock” scenario for cosmic-ray acceleration, must be included (e.g., [Becker & Kazanas 2001](#); [Drury & Voelk 1981](#)). Recently, [Lee & Becker \(2017\)](#) have included the “two-fluid” model for the structure of ADAF discs that properly accounts for the dynamical effect of the relativistic particle pressure. They conclude that the escape particles are mildly relativistic in the vicinity of a shock, and a smooth (shock-free) solutions cannot occur in diffusive, two-fluid discs.

It is hard to answer in general, whether or not the escaped particles will produce collimated jets, but it has been assumed and demonstrated that magnetic field plays an important factor in collimating jets (e.g., [Blandford & Znajek 1977](#); [Meier et al. 2001](#); [McKinney 2006](#); [Tchekhovskoy 2015](#)). However, [Bromberg et al. \(2011\)](#) have demonstrated that unmagnetized or hydrodynamics jets can be collimated according to the strength of the jet-cocoon interaction and the collimation shock at the base of the jets. In this hydrodynamics collimated jet model, the relativistic energy particles are injected into the surrounding medium. The jet then propagates by pushing the matter in front of it, leading to the formation of a forward shock and a reverse shock at the jet’s head. Matter that enters the head through the shocks is heated and flows sideways, and this leads to the formation of a pressured cocoon around the jet. If the cocoon’s pressure is sufficiently high, it collimates the jet. From this picture, theoretically, our escaped particles could represent the jets injected particles at the base of the hydrodynamics jets.

Independently, we notice that [Chakrabarti \(1999\)](#), [Chattopadhyay & Kumar \(2016\)](#), [Kumar & Chattopadhyay \(2017\)](#), and [Vyas & Chattopadhyay \(2017\)](#) have also invoked a jet launching point in the vicinity of a shock. From our own study of particle acceleration, the acceleration is strongest at the shock location, and therefore, should produce the strongest outflows at that point. However, some of the accelerated relativistic particles will diffuse or advect away from the shock, and can still escape downstream from the shock. These authors went beyond our own model by modeling the dynamics

of the jets particles after they become unbound and leave the disk. However, the connection between the gas thermal particles from the disk and the relativistic particles that escape to form the jets is missing. Regardless, this is still very interesting because our model can provide the connection between the disk and the jet of the escape particles at the base of the jets. Nevertheless, the focus of our previous papers and in this paper is on particle acceleration mechanism and not on the jets' collimation or dynamics.

Whether the relativistic jet is accelerated via the Blandford-Znajek process or first-order Fermi process, one important question that has not been addressed is the correlation among the observed jets power, the jets launching radius, and the mass accretion rate at the event horizon for low-power radio-loud AGNs. It is evidence that to resolve the jet launching point observationally for extragalactic jet source either from an accretion disk or at the center of a black hole requires telescope with high angular resolution (e.g., [Doeleman et al. 2012](#); [Hada et al. 2016](#); [Walker et al. 2016](#)), hence, the observed estimated jets launching radius for the low-power radio-loud AGNs are limited. Thus, if we could determine the correlations among these parameters, then we can obtain the mass accretion rate or jet launching radius of any low-power radio-loud AGNs. Since our model accounts the above physical parameters, it is therefore interesting to see if any correlations can be established.

We have shown previously that a basic disk structure that contains viscosity is still transonic and needs to go through two sonic points in a shock solution before reaching the speed of light at the horizon. Hence, in this work, we continue to utilize an inviscid disk to estimate the jet launching radius, since we expect the general results remain the same for a viscous disk. Using 8 low-power radio-loud sources in [Allen et al. \(2006, hereafter A06\)](#), we estimate the jet locations R_{jet} and the inferred mass accretion rates \dot{M} from our model based on the respective observed estimated jet powers P_{jet} . We then explore potential correlation properties that could exist among these parameters. From these correlations, we estimate the mass accretion rates and the jets launching radii for M87, Sgr A*, and 32 other sources from [Balmaverde, Baldi & Capetti \(2008, hereafter BBC08\)](#). Finally, we check to see if the shock locations from our model are stable to justify sources that contain episodic or continuous jets/outflows. The rest of the paper is organized as follows. In Section 2, we briefly discuss the equations, the assumptions that describe the dynamics of the disks and the connection to the outflows/jets, and the physical parameters that allow the model to constrain the mass accretion rate and the jets launching radius based on the observed estimated jet power. In Section 3, we apply our model to the selected sources and discuss the results of the correlations, and conclude our paper in Section 4.

2. DYNAMICAL MODEL

In this section, we give an overview of a general procedure that we developed in the LB05 paper to construct the dynamical profiles and the transport equation for the relativistic energy particles that allow us to estimate the jet launching radius R_{jet} and the constant mass accretion \dot{M} along a flow toward the event horizon. For completeness, we restate all relevant equations from that paper in Sections 2.1-2.3.

2.1. Hydrodynamics Equations

[Chakrabarti \(1989\)](#) and [Abramowicz & Chakrabarti \(1990\)](#) investigated the structure of a one-dimensional, steady state, axisymmetric inviscid accretion flow based on the vertically average conservation of mass, radial momentum, angular momentum, and internal energy, which are described by

$$\frac{1}{r} \frac{d}{dr}(rv\rho H) = 0, \quad (1)$$

$$v \frac{dv}{dr} + \frac{1}{\rho} \frac{dP}{dr} - r(\Omega^2 - \Omega_K^2) = 0, \quad (2)$$

$$\ell \equiv r^2\Omega = \text{constant}, \quad (3)$$

$$v \frac{dU}{dr} - \frac{\gamma U}{\rho} \left(v \frac{d\rho}{dr} \right) = 0, \quad (4)$$

respectively, where v is defined to be negative for the radial velocity inflow, ρ , Ω , ℓ , H , Ω_K , and U are the mass density, the angular velocity, the accreted specific angular momentum, the disk half-thickness, the Keplerian angular velocity, and the internal energy density, respectively, and finally, $P = (\gamma - 1)U$ is the gas pressure. These quantities represent a vertical average over the disk structure and, the specific heats ratio, γ , is constant throughout the flow. We employed the above conservation equations to make the connection between the disk structure and the acceleration of the relativistic particles to the outflows/jets.

The model utilized the pseudo-Newtonian gravitational potential per unit mass and is given by

$$\Phi(r) = -\frac{GM}{r - r_s}, \quad (5)$$

to give the effects of general relativity, where $r_s = 2GM/c^2$ is the Schwarzschild radius for a black hole of mass M (Paczynski & Wiita 1980). Using the pseudo-Newtonian potential, the Keplerian angular velocity Ω_K of matter in a circular orbit at radius r is given as

$$\Omega_K^2 = \frac{GM}{r(r - r_s)^2} = \frac{1}{r} \frac{d\Phi}{dr}. \quad (6)$$

The disk half-thickness H in Equation (1) is given by the standard hydrostatic prescription

$$H = \frac{a}{\Omega_K}, \quad (7)$$

where a represents the adiabatic sound speed

$$a \equiv \left(\frac{\gamma P}{\rho} \right)^{1/2}, \quad (8)$$

and the pressure and density are related according to

$$P = C_0 \rho^\gamma, \quad (9)$$

where the constant parameter C_0 is closely related to entropy of gas that is conserved along a flow except at a shock location due to energy loss. In this work, the flow is adiabatic everywhere except at a shock front due to the energy loss to satisfy the isothermal property of gas.

2.2. The Critical Points, Isothermal Shock Jump Conditions & the Estimated Physical Quantities R_{jet} and \dot{M}

In a steady and inviscid ADAFs disks, the mass transport rate \dot{M} , the angular momentum transport rate \dot{J} , and the energy transport rate \dot{E} in Equations (4), (5), and (6) from LB05, respectively, are conserved (e.g., Becker & Le 2003; Becker & Subramanian 2005), and they can be rewritten as

$$\dot{M} = -4\pi r H \rho v, \quad (10)$$

$$\dot{J} = \dot{M} r^2 \Omega, \quad (11)$$

and

$$\dot{E} = \dot{M} \left(\frac{v_\phi^2}{2} + \frac{v^2}{2} + \frac{P + U}{\rho} + \Phi \right), \quad (12)$$

where ρ , H , v , P and U are defined as above and $v_\phi = r\Omega$ is the azimuthal velocity. Under the inviscid flow assumption, the disk model depends on the conserved energy transport rate per unit mass $\epsilon \equiv \dot{E}/\dot{M}$, the conserved angular momentum transport per unit mass $\ell \equiv \dot{J}/\dot{M}$ (cf. Equation (3)), and γ as discussed above. The value of ϵ will jump at the location of an isothermal shock if one is present, otherwise, it will remain constant since there are no radiative losses. However, the value of ℓ remains constant since the flow is inviscid. From Equations (13) and (15) in LB05, except at the shock location, we have the conserved accreted energy transport rate

$$\epsilon \equiv \frac{\ell^2}{2r^2} + \frac{v^2}{2} + \frac{a^2}{\gamma - 1} - \frac{GM}{r - r_s}, \quad (13)$$

and the conserved ‘‘entropy parameter’’

$$K \equiv -v a^{(\gamma+1)(\gamma-1)} r^{3/2} (r - r_s), \quad (14)$$

respectively, and $\epsilon > 0$ represents an inward flow of energy into the black hole. When a shock is present, we denote the subscripts ‘‘-’’ and ‘‘+’’ to quantities measured in pre-shock and post-shock, respectively. In the isothermal shock model, K and ϵ have smaller values in the post-shock region (K_+ , ϵ_+) compared with the pre-shock region (K_- , ϵ_-).

The critical points in a flow are obtained by using Equation (19) in LB05 and are fully discussed in Section 3.3 of that paper. Four solutions for the critical radius can be obtained and they are denoted as r_{c4} , r_{c3} , r_{c2} , and r_{c1} in order of increasing radius. The critical radius r_{c4} lies inside the event horizon, but the other three are located outside the horizon and so they are physically relevant. There are three possible types of critical points, namely, the O-type, X-type, and α -type. The critical point r_{c2} is unphysical because it is an O-type, where the values for the derivatives for dv/dr are complex. The root r_{c3} is an X-type critical point, where a shock-free solution always exists, and r_{c1} (hereafter $r_c^{\text{out}} = r_{c1}$

is the outer critical point) is an α -type critical point. However, any accretion flow that passes through an α -type critical point must undergo a shock transition at r_* (Abramowicz & Chakrabarti 1990). After crossing the shock, the subsonic gas must pass through another (α -type) critical point r_c^{in} (the inner critical point) to become supersonic before entering the black hole. A specific example of a shock flow solution is discussed in Section 2.3.

The radius of the steady isothermal shock, denoted by r_* , is determined along with the structure of the disk by satisfying the velocity and energy jump conditions (see Equations (41) and (44) in LB05),

$$\mathcal{R}_*^{-1} \equiv \frac{v_+}{v_-} = \frac{1}{\gamma \mathcal{M}_-^2} \quad (15)$$

$$\Delta\epsilon \equiv \epsilon_+ - \epsilon_- = \frac{v_+^2 - v_-^2}{2}, \quad (16)$$

where $\mathcal{M}_- \equiv -v_-/a_-$ is the upstream Mach number and \mathcal{R}_* is the shock compression ratio. For an isothermal shock, $\Delta\epsilon$ is negative because the energy transport rate ϵ drops from the upstream value ϵ_- to the downstream value ϵ_+ . The downstream flow must therefore pass through a new inner critical point located at $r_c^{\text{in}} < r_*$. This inner critical point and the flow structure in the post-shock region are computed using the downstream value ϵ_+ , while the outer critical point and the flow structure in the pre-shock region are computed using the upstream value ϵ_- . Depending on the values of $(\epsilon_-, \ell, \text{ and } \gamma)$, as will be discussed in Section 2.3, one shock flow solution or two different shock flow solutions that go through the same outer sonic point r_c^{out} can be obtained. Furthermore, the numerical steady-state solution for the inflow speed $v(r)$, gas density $\rho(r)$, and entropy parameter $K(r)$ must satisfy the isothermal shock jump conditions at r_* (see Equations (41), (42), and (43) in LB05).

In our model, the jet launching radius R_{jet} is at the shock radius r_* . The estimated values for R_{jet} and \dot{M} of a low-power radio-loud source from our model is related to the observed jet power P_{jet} by

$$P_{\text{disk}} = P_{\text{jet}} = P_{\text{esc}}, \quad (17)$$

where $P_{\text{disk}} = \dot{M}\Delta\epsilon \propto \text{erg s}^{-1}$ is the energy lost rate from the disk, \dot{M} is the constant mass accretion rate along the flow toward the horizon, and $\Delta\epsilon$ is the jump in the energy inflow rate. Here, P_{esc} is the calculated particle energy escape rate from the transport equation and is given by

$$P_{\text{esc}} = 4\pi r_* H_* A_0 c U_* \propto \text{erg s}^{-1} \quad (18)$$

with H_* , U_* , and A_0 being the disk half-height, the relativistic particle energy density, and the escape parameter at the shock location, respectively. Analysis of the three-dimensional random walk of the escaping particles yields

$$A_0 = \left(\frac{3\kappa_0 v_* R_S}{c H_*} \right)^2 \left(\frac{r_*}{R_S} - 1 \right)^4 < 1, \quad (19)$$

where v_* is the mean flow speed at the shock, κ_0 is the diffusion coefficient, and R_S is the Schwarzschild radius. Equations (17), (18), and (19) are from Equations (45), (94), and (71) in LB05, respectively. To obtain a self-consistent result, the particle energy escape rate P_{esc} at the shock location must equal to the total energy lost rate $\dot{M}\Delta\epsilon$ from the dynamical model, and these values are required to be equal to the observed jet power P_{jet} for a given \dot{M} . This condition, however, is not automatically satisfied and thus it constrains ϵ_- , ϵ_+ , κ_0 , and \dot{M} . Once the conditions in Equations (17) are satisfied, the mass accretion rate \dot{M} and the associated jet launching radius R_{jet} are constrained. However, if none of the $(\epsilon_-, \epsilon_+, \ell)$ and κ_0 parameters from the model for a given \dot{M} produces the observed jet power P_{jet} , then we modify \dot{M} and search for a new set of $(\epsilon_-, \epsilon_+, \ell)$ and κ_0 values that give a jet power consistent with observations.

2.3. Parameter Space Configuration & Steady-State Solutions

In this section, we briefly discuss the construction of the steady-state solutions. The search for a flow solution for a specific disk-shocked system begins with the selection of the parameters $(\epsilon_-, \ell, \gamma)$. In earlier work and in this paper, we set $\gamma = 1.5$ to reflect the contributions to the pressure from the gas and the equipartition magnetic field (e.g., Narayan, Kato & Honma 1997), hence, only ϵ_- and ℓ remain to be determined. The wedge in Figure (2a) represents the (ϵ_-, ℓ) -parameter space for $\gamma = 1.5$, where shocks can form for an isothermal shock type (for the construction of the wedge, see Section 4.2 in LB05). For an isothermal shock model, the post-shock entropy value is larger than the pre-shock entropy value as discussed earlier. The data points below $\ell = 3.5$ are the parameters values for all nine sources from A06, and a data point at $\ell = 3.75$ is used to demonstrate a stable shock.

It is important to mention here that for our model to be able to address sources that contains either episodic or continuous jets/outflows, the shock location must be stable. Le et al. (2016) utilized a linear perturbation calculation

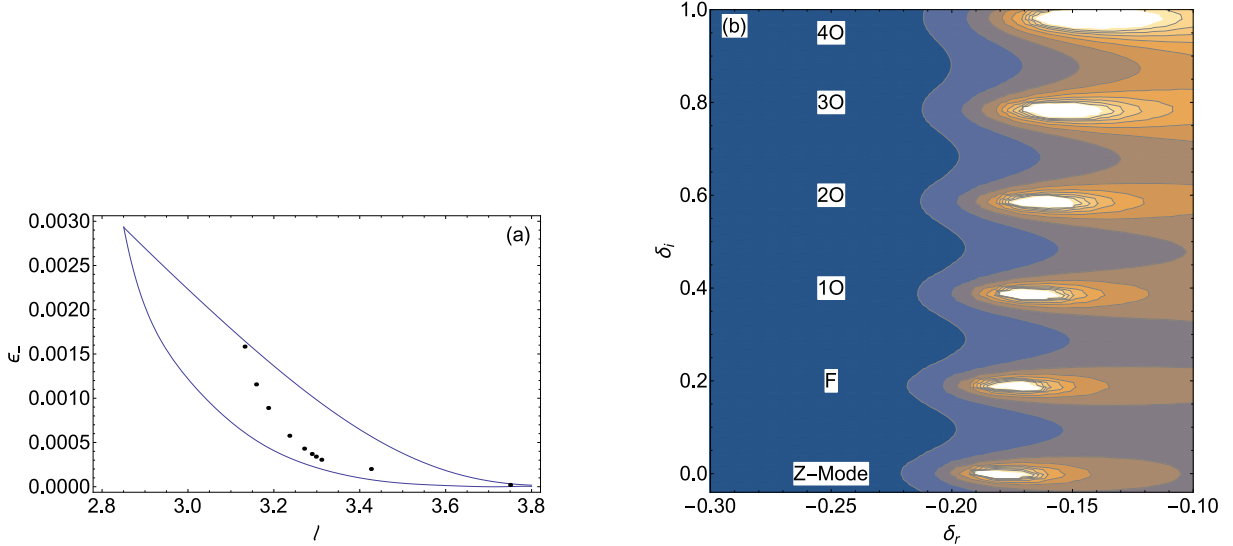


Figure 2. (a) This plot represents the (ϵ_-, ℓ) parameter space for an inviscid ADAF disk with $\gamma = 1.5$, where shocked and shock-free solutions are possible within the wedged region. The nine solid data points are the disks parameter values for the sources in A06. A single solid point at $\ell = 3.75$ is used to demonstrate a stable shock as illustrated in Figure (2b). (b) This plot illustrates a stable or unstable eigenmode of a disk structure. A white colored contour indicates that a specific frequency mode (e.g., the Z-mode, F-mode, and the overtones (1O, 2O, 3O, and 4O)) exists for the selected disk structure. Each contour indicates different level of intensity of a selected eigenmodes (δ_r, δ_i) . The white colored contours indicate a region of high intensity. If a contour has a high intensity level, then this implies a selected eigenmodes is closely satisfied a perturbed boundary condition in the perturbation calculation. The oscillation period of the perturbed shock wave is determined by δ_i and the growth (unstable, $\delta_r > 0$) or damping (stable, $\delta_r < 0$) rate by δ_r . This plot demonstrates a stable disk structure for $(\epsilon_- = 0.00002, \ell = 3.75)$ -parameter values, where the Z-mode, F-mode, and the overtones are stable.

and examined the stability of a disk structure between the shock point and the inner critical point to determine if a shock location is stable or unstable. The results of the calculation provide different modes of oscillations, which include the Z-mode (zero frequency of oscillation), F-mode (fundamental frequency or first harmonic), and the overtones (higher harmonics). The oscillation period of the perturbed shock wave is determined by δ_i and the growth (unstable) or damping (stable) rate by δ_r . Hence, for a shocked disk structure to be stable, every modes need to have $\delta_r < 0$. Thus, Figure (2b) demonstrates a disk flow structure with a stable shock with a disk-parameter that lies in the stable region as indicated by a single dot at $\ell = 3.75$ in Figure (2a). The white colored contours in Figure (2b) indicate that a specific frequency exists for a particular mode, and that a selected eigenvalues have satisfied the boundary conditions set in the problem, while a large blue colored region does not, for example. For clarity, in Figure (2b), each contour indicates different level of intensity of a selected eigenmodes (δ_r, δ_i) corresponding to having the perturbed inflow velocity goes to zero at the inner sonic boundary of the perturbation calculation. If a contour has a high intensity level, then this implies a selected eigenmodes is closely satisfied a perturbed boundary condition. The white colored contours indicate a region of high intensity. In this work, we are interested in knowing if a shock location is stable ($\delta_r < 0$) or unstable ($\delta_r > 0$), and not a specific value of the eigenfrequency (δ_i). To search for a specific eigenfrequency of a particular mode, we would have to subdivide the white contour region of that mode to even smaller grids. In a case if a particular mode is unstable, our model indicates that a selected source should not contains episodic or continuous outflows at that particular frequency; it does not necessary imply that particular shock location is unstable. We will address more about this topic near the end of Section 3.

For given values of $(\epsilon_-, \epsilon_+, \ell, \gamma)$, a unique flow structure can be obtained using the procedures discussed above or in Sections 3 and 4 of LB05 that yields a numerical solution for $v(r)$ and $a(r)$ (e.g., Figure 3a represents a general profile of the inflow speed and gas sound speed). As discussed earlier, we set $\gamma = 1.5$, and the acceptable values for ϵ_-, ϵ_+ and ℓ are constrained by the inferred estimated \dot{M} and the observed estimated P_{jet} of a specific object. Figures (3a) and (3b) presented here are for source NGC 507 to illustrate the use of our model, and the essential properties of these Figures and their model parameters are discussed below. We will discuss the initial guess value of \dot{M} in Section 3. When a shock is present in the flow (see Figure 3a), the gas passes through two critical points, at $r = r_c^{\text{out}}$ and $r = r_c^{\text{in}}$, where r_c^{out} and r_c^{in} are the outer and inner sonic points, respectively. Consequently, the isothermal shock radius r_* must be determined self-consistently by satisfying the velocity and energy jump conditions as discussed in Section 2.2. Since the disk model that we consider here contains an isothermal shock, this implies that there will be a loss of energy at the shock radius due to the jump in energy $\Delta\epsilon = \epsilon_+ - \epsilon_-$, where $\Delta\epsilon < 0$ implies a loss of energy as discussed in Equation (16). As a result, the energy transport rate ϵ drops from the upstream value ϵ_- to the downstream value ϵ_+ (see Fig. 3b).

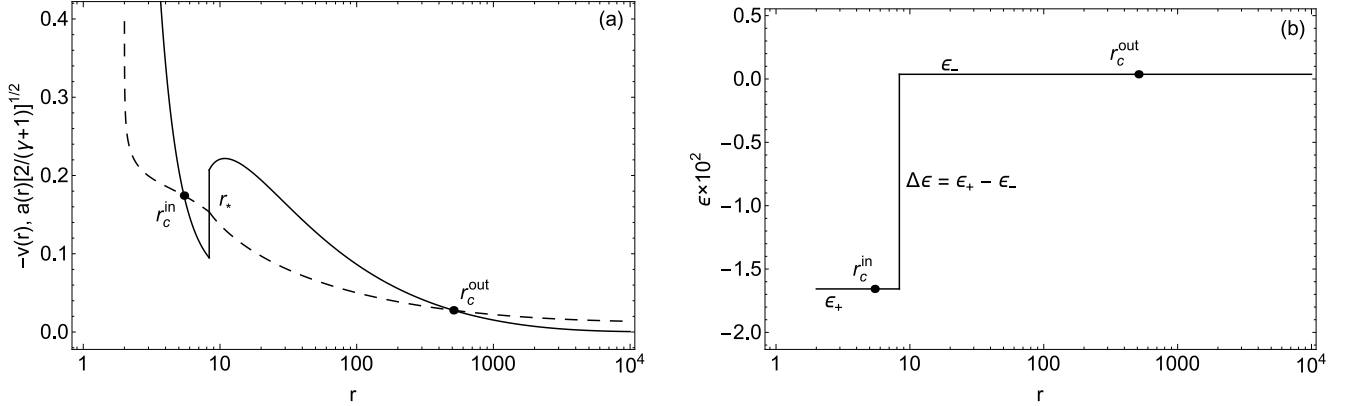


Figure 3. (a) This plot illustrates the gas inflow velocity v (solid) and the isothermal sound speed a (dashed) plotted as functions of the radius r in units of GM/c^2 . The flow is subsonic at large distance and becomes supersonic after crossing the outer sonic point r_c^{out} . The flow is shocked at the shock location r_* and becomes subsonic. Before entering the event horizon, it goes through the inner sonic point r_c^{in} to reach supersonic speed. (b) This is the energy transport rate ϵ plotted as a function of radius r . Because this is an isothermal shock model, at the shock location, the accreted specific energy is dropped from the upstream ϵ_- to the downstream ϵ_+ values. Both plots are model presentation for NGC 507.

3. APPLICATIONS TO 52 LOW-POWER RADIO-LOUD AGNS

3.1. Model Parameter Selection

In Table 1 the first four columns, respectively, are the source name, black hole mass, observed estimated jet power, and the estimated Bondi mass accretion rate from A06, while the fifth and sixth columns, respectively, are the estimated mass accretion rate and the jet launching location from this work. A06 estimate the total jet power as $P_{jet} = P_0(L_\nu/L_0)^{12/17}$ based on the measured radio-core luminosity L_ν with a constant $P_0 = 1.0_{-0.6}^{+1.3} \times 10^{44}$ erg s $^{-1}$ when L_0 is fixed at $L_0 = 7 \times 10^{29}$ erg Hz $^{-1}$ s $^{-1}$ (Heinz, Merloni & Schwab 2007). They also estimate the Bondi mass accretion rate using the Bondi approximation relation as $\dot{M}_B = \lambda \pi r_B^2 \rho_B a_B$, where λ is the normalized accretion rate coefficient that depends upon the adiabatic index of the accreting gas with $\lambda = 0.25$ for an adiabatic index 5/3, and ρ_B and a_B are the gas density and sound speed, respectively, at the Bondi radius $r_B = 2GM_{BH}/a_B^2$ with M_{BH} being the mass of the central black hole (see Bondi 1952, A06, for more details). The model parameters for each sources are in Table 4, where from the first to the ninth columns, respectively, are the source name, specific accreted angular momentum ℓ , upstream ϵ_- and downstream ϵ_+ specific accreted energy, outer r_c^{out} and inner r_c^{in} sonic points, shock location r_* , upstream Mach number \mathcal{M}_- , and the compression ratio \mathcal{R}_* at the shock location. It is important to remind the reader here that the observed estimated Bondi mass accretion rate \dot{M}_B obtained by A06 assumed the adiabatic index of the accreting gas with a value of 5/3, while in our model we assume a value of 1.5 for the accreting gas to reflect the contributions to the pressure from the gas and the equipartition magnetic field; the ratio between these values is off by a factor of 1.11. Hence, the gas conditions in the disk are not quite the same, and we assume that this should not affect the observed powers of the jets because the jet powers are estimated based on the measured radio-core luminosity. Consequently, our estimated mass accretion rate should be viewed in reference to our model assumptions, which is a constant accreted value along the flow all the way to the horizon.

The procedure to constrain the mass accretion rate and the jet launching radius are as follow: (1) Initially, we use the Bondi mass accretion rate and the observed jets power values from A06 as our input parameter for our \dot{M} and P_{jet} . Keep in mind that our inferred \dot{M} is a constant accreted value along the flow and through the event horizon. (2) We run these values through our model and search for ϵ_- , ϵ_+ , ℓ , r_* that would reproduce the observed jets power at the shock location by calculating $P_{disk} = \dot{M} \Delta \epsilon$. (3) Once we obtain a disk-structure that produces the observed jets power ($P_{disk} = P_{jet}$), we use the calculated dynamical gas flow speed $v(r)$ and run it through our transport equations to obtain the particle energy escaped rate P_{esc} . The particle energy escape rate is constrained by the escaped parameter A_0 , and consequently, the diffusion coefficient κ_0 as we have discussed at the end of Section 2.2. One or two κ_0 roots are possible for a particular flow. We search for a single-value of κ_0 that satisfies the condition in Equation (19) that also reproduces the escaped power from the disk using Equation (18). The single-root of κ_0 represents the smallest possible values of $\Delta \epsilon$ or the largest possible \dot{M} that still yield the observed jet power for a selected source. Hence, in our model, \dot{M} represents the upper limit mass accretion rate at the event horizon. The searching for the diffusion coefficient κ_0 is fully discussed in Figures (3a) and (3d) in Section 7.2 of LB05. If we obtain the P_{esc} value that is equal to the power escaped rate from the disk, then \dot{M} is constrained. Otherwise, we go back to step (1), modify \dot{M} , and go through steps 2 and 3 gain.

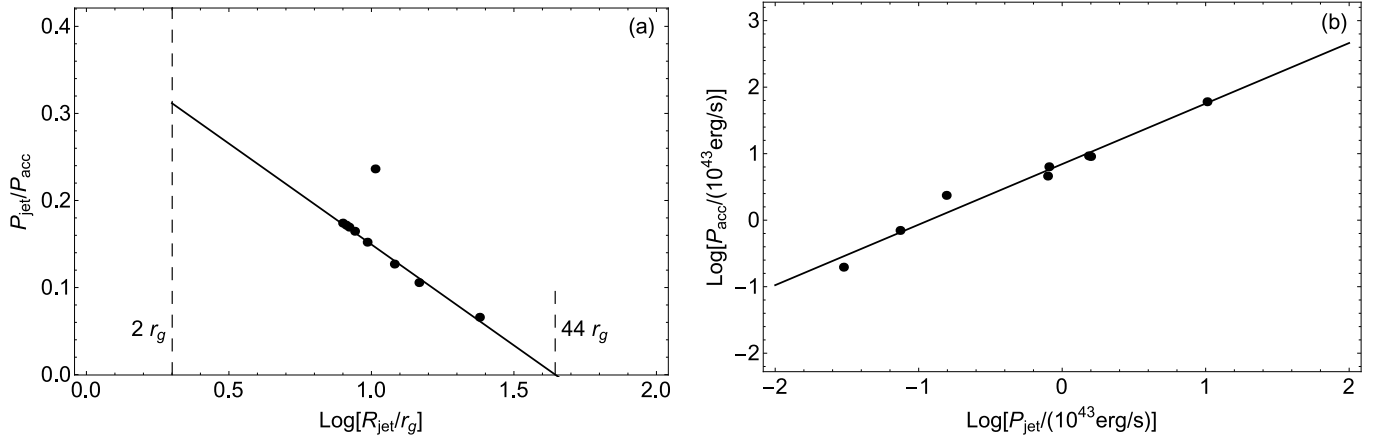


Figure 4. (a) The energy conversion between the accreted power and the jet power at the associated estimated jet location. This plot shows that energy conversion is absent beyond $44 r_g$ and the jet power near the event horizon is about 30% of the accreted power. (b) The estimated radiated power at different observed estimated jet power. The solid circles and the solid lines are our estimated values and the best fits through the data, respectively. Plots (a) and (b) demonstrates a negative and positive correlations between the relative energy conversion and jet radius and the radiated power and the jet power, respectively. The outlier in plot (a) is for the source M87, and this data point is not included in our correlation studies.

3.2. R_{jet} , \dot{M} , P_{jet} Correlations

Using the observed estimated jet powers for the sources from A06, our model satisfy both conditions in Equation (17), while constraining the mass accretion rate \dot{M} and the jet launching radius R_{jet} . The estimated values for these sources are in Table 1. It is interesting to note that our inferred mass accretions are either similar or about a factor of 2 or 3 larger than the Bondi mass accretion rates as estimated by A06 for the selected sources. It is expected that the mass accretion rate at the event horizon of an ADAF with outflows/jets is smaller than the Bondi mass accretion rate, because most of the accreted mass at the Bondi radius will convert to jets or wind outflows before reaching the event horizon (e.g., Quataert 2003; Yuan et al. 2003). From our previous study, we have shown that less than 20% of the relativistic particles are being converted into the jets/outflows at the shock location, and less than 0.1% of the accreted masses are being converted to the jets/outflows (e.g. Le & Becker 2007; Becker, Das & Le 2011). This suggests that most of the mass loss could be in the form of disk-wind outflows (e.g., Yuan et al. 2015; Mertens et al. 2016), where wind and jets have been known to coexist in radio-loud AGNs (e.g., Tombesi et al. 2012; Fukumura et al. 2014). Hence, if our model also accounts the mass loss due to wind outflows, then we expect our estimated mass accretion rate \dot{M} should be lower than the Bondi mass accretion rate. However, it is beyond the scope of this paper to determine if most of the mass loss come from the disk-wind outflows. Below, we use these sources to construct some possible correlations among the jet location, the observed jet power, and the accretion power $P_{\text{acc}} = \eta \dot{M} c^2$, with a general assume value $\eta = 0.1$ relating the efficiency for the conversion of accreted rest mass into energy within the disk.

In Figure (4a) we plot the relative energy conversion between our calculated estimated accretion power to the observed estimated jet power at different inferred jet locations. The plot shows NGC 4486 (M87) as an outlier. After a careful examination, we notice that the Bondi mass accretion obtained by A06 is about an order of magnitude smaller than the value obtained by Reynolds et al. (1996) and Kuo et al. (2014). Hence, this new value could potentially remove the outlier. For the purpose of using the same consistent data set, we decide not to use the Bondi value for M87 from the above authors, but instead, we ignore the data point NGC 4486 in the correlation study. The fit can be described by a mathematical expression of the form

$$\frac{P_{\text{jet}}}{P_{\text{acc}}} = A_1 + B_1 \log\left(\frac{R_{\text{jet}}}{r_g}\right), \quad (20)$$

where $A_1 = 0.38$ and $B_1 = -0.23$ are our fitted values with a linear regression value of $R_{\text{value}}^2 = 0.99$, suggesting that this is a good fit. This correlation shows that a significant fraction of the accreted energy is required to convert the accreted mass to relativistic-energy particles for the production of the jets when the jets are launched near the horizon, and at least equal to about 15% of the accreted energy is required around $10 r_g$. However, only a fraction of the relativistic particles (about 20%) will escape to form the jets/outflows, while the remaining relativistic particles will either get advected toward the horizon or get diffused outward radially away from the jets location, and only 0.1% of the accreted masses are contributed to the outflows. Moreover, the result in Figure (4a) of our model also indicates that there is a jet/outflow cut-off or quenching at about $\sim 44 r_g$, suggesting that there is a minimum mass accretion rate or jet power where no jets/outflows

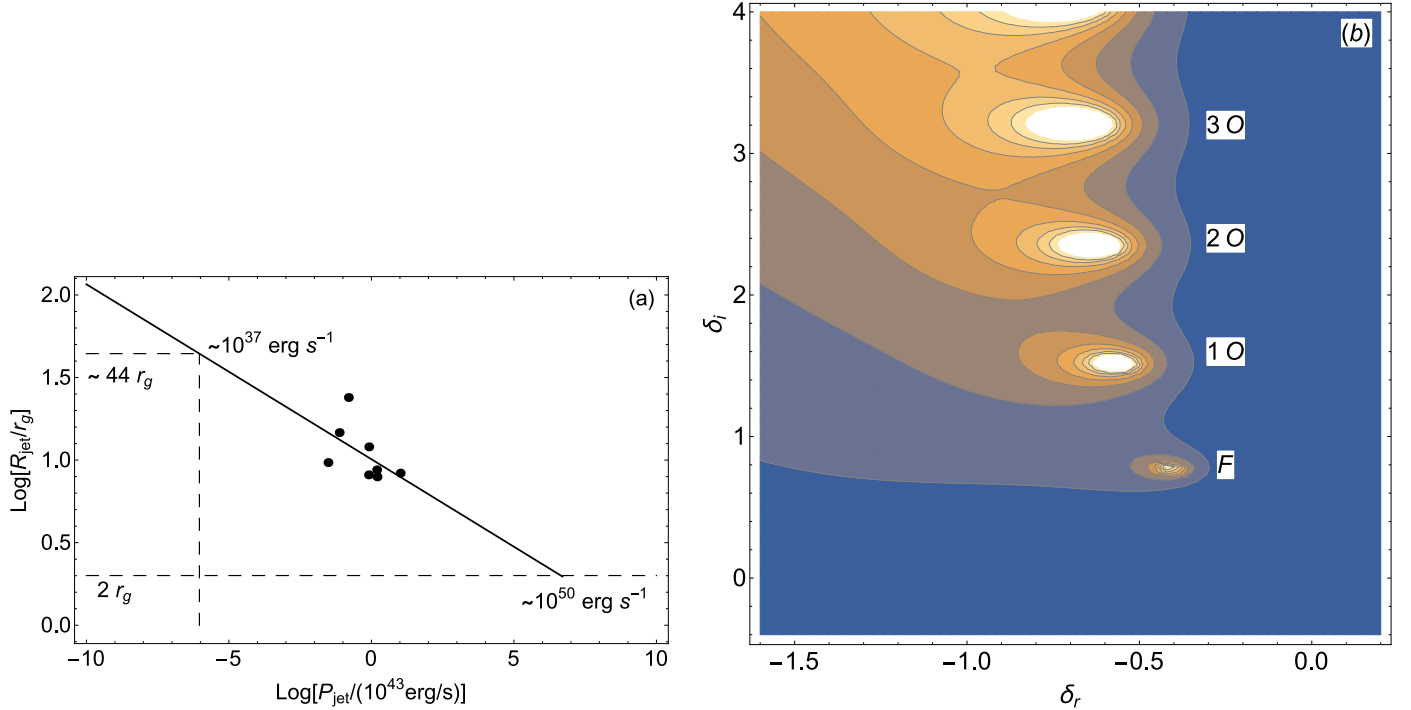


Figure 5. (a) The estimated jet location for different observed estimated jet power. The solid circles and the solid lines are our estimated jet radii and the best fits through the data, respectively. We extrapolate the fit to $r = 2 r_g$ and $44 r_g$, and our model indicates the jet power for low-power radio-loud AGNs cannot be less than $10^{37} \text{ erg s}^{-1}$ and more than $10^{50} \text{ erg s}^{-1}$, respectively. (b) For illustration, we show the eigenfrequencies of the F-Mode and overtones for NGC 507. The results indicate the F-Mode and overtones are stable.

can occur for low-power radio-loud AGNs.

Most interestingly, [Nemmen & Tchekhovskoy \(2015\)](#) addressed the energy efficiency of jet production by defining $\eta_{\text{jet}} = P_{\text{jet}}/\dot{M}_{\text{BH}}c^2$, that provides the measurements of the jet power and the mass accretion rate onto the black hole for 27 low-luminosity active galactic nuclei (LLAGN) sources based on an ADAF model. Assuming the mass accretion at the event horizon is $\dot{M} \sim \alpha \dot{M}_B$, where α is the standard prescription for the viscosity (e.g., [Shakura & Sunyaev 1973](#)), such that $\dot{M} \approx 30$ or 100% of the Bondi mass accretion rate for $\alpha = 0.1$ and 1 , respectively. They found that the distribution of jet efficiency is about 3 or 1% for a disk with viscosity of 0.1 or 1, respectively. Their results seem to indicate that the jet efficiency would increase with decreasing viscosity. Our result on Figure (4a) is closely related to this jet efficiency factor, and it suggests a jet efficiency distribution of 6-18% for an inviscid disk. More importantly, our result further suggests that the jet efficiency increases as the jet launching radius moves closer to the event horizon.

In Figure (4b), we plot the accreted power P_{acc} versus the jet power P_{jet} and find that there is a correlation between P_{jet} and P_{acc} , which can be described by a power-law model of the form

$$\log\left(\frac{P_{\text{acc}}}{10^{43} \text{ erg s}^{-1}}\right) = A_2 + B_2 \log\left(\frac{P_{\text{jet}}}{10^{43} \text{ erg s}^{-1}}\right), \quad (21)$$

where $A_2 = 0.83$ and $B_2 = 0.91$ are our fitted values, and $R_{\text{value}}^2 = 0.97$ as the linear regression value. Interestingly, these fitted values are very similar to the values obtained by A06, and this correlation will allow us to estimate the mass accretion rates \dot{M} for a given jet power of any low-power radio-loud sources. In Figure (5a), we plot the jet launching radius versus the observed jets power. The best-fit attempt described by a power-law model of the form

$$\log\left(\frac{R_{\text{jet}}}{r_g}\right) = A_3 + B_3 \log\left(\frac{P_{\text{jet}}}{10^{43} \text{ erg s}^{-1}}\right) \quad (22)$$

yields $A_3 = 1.01$ and $B_3 = -0.11$ with $R_{\text{value}}^2 = 0.25$ as the linear regression value. This data is more scattered and less correlated than Figures (4a) and (4b). The plot shows that as the jets power increases, the jets launching location moves inward radially toward the event horizon suggesting that there are limits to the power of the jets. It also indicates that there is no jet/outflow power that can be greater than $10^{50} \text{ erg s}^{-1}$ or less than $10^{37} \text{ erg s}^{-1}$ beyond $44 r_g$. However, these values could be off because the jet launching radius and the jet observed power are not strongly correlated. The increasing power is expected, since the shock compression increases as the shock location moves closer to the horizon

according to the values in Table-4, and any outflows/jets that occur near the horizon have to be powerful to overcome the strong gravitational force at that point.

It is also interesting to point out that, from our model, $P_{\text{jet}}/P_{\text{acc}} \propto \Delta\epsilon/\eta c^2$ and the energy dissipation across the shock $\Delta\epsilon$ is closely related to the upstream flow parameters (i.e., the conserved quantities such as ϵ_- and ℓ), which in turn determines the shock location $r_* \sim R_{\text{jet}}$. Since it is known that there exists a correlation between r_* and (ℓ, ϵ_-) (e.g., Das, Becker & Le 2009; Chattopadhyay & Kumar 2016), hence, $P_{\text{jet}}/P_{\text{acc}}$ is expected to correlate with R_{jet} in theory as obtained in Figure 4(a). Likewise, a similar argument is applied to explain Figure 4(b) qualitatively. One can see in both figures that the effect of mass-accretion rate \dot{M} will drop out. It is somewhat different, however, in Figure 5(a), because P_{jet} by itself is dependent on $\Delta\epsilon$ as well as \dot{M} where \dot{M} , while conserved along a flow, is related to a combination of (r, H, ρ, v) . Hence, the cause of the scatter in Figure 5(a) could be attributed to the scatter in the obtained \dot{M} (for an individual source), because in this case the effect of \dot{M} does not drop out as a function of r_* . Hence, the correlations in Figures (4a) and (4b) are model dependent.

Assuming a jet power of $P_{\text{jet}} = 3.44 \times 10^{43} \text{ erg s}^{-1}$ for NGC 4486 (M87) as indicated in Table 1, using Equations (21) and (22), we estimate the mass accretion rate and the jet launching radius for M87 to be about $\sim 0.038 M_{\odot} \text{ yr}^{-1}$ and $\sim 9 r_g$, respectively. Most recently, the mass accretion rate for M87 near the horizon has been estimated to be about $\sim 0.001 M_{\odot} \text{ yr}^{-1}$ as an upper limit (e.g., Feng, Wu & Lu 2016) with an assumed jets power of about $\sim 8 \times 10^{42} \text{ erg s}^{-1}$ (e.g., Russell et al. 2013). Using a value of $\sim 8 \times 10^{42} \text{ erg s}^{-1}$, our correlations give the mass accretion rate and the jet launching radius to be about $\sim 0.01 M_{\odot} \text{ yr}^{-1}$ and $\sim 10 r_g$, respectively. For Sgr A*, Falcke & Biermann (1999) and Yuan et al. (2012) have suggested the jets or outflows power to be between 10^{37} to $5 \times 10^{38} \text{ erg s}^{-1}$. Adopting these values for Sgr A*, our correlation functions give the mass accretion rate and the jet launching radius to be about $\sim 4.3 \times 10^{-5}$ to $1.5 \times 10^{-3} M_{\odot} \text{ yr}^{-1}$ and 1.2×10^{-3} to $8.0 \times 10^{-4} r_g$, respectively. Quataert et al. (1999), for example, have suggested that the Bondi mass accretion rate for Sgr A* to be $\sim 10^{-5} M_{\odot} \text{ yr}^{-1}$ with the jets launching radius of $3.4 r_g$ (e.g., Yuan et al. 2002). Yuan et al. (2003) and Yusef-Zadeh et al. (2015) have also suggested the mass accretion rate for Sgr A* near the event horizon to be about $10^{-7} M_{\odot} \text{ yr}^{-1}$. Clearly, our estimated mass accretion rates at the event horizon for both M87 and Sgr A* are too large. Most interestingly, Walker et al. (2016) and Hada et al. (2016) have recently estimated the jets location of M87 to be within 5 – 10 gravitational radii of the radio core at 43GHz and 86 GHz using the Very Long Baseline Array, respectively, which is consistent with our finding. However, it is interesting to note that the jet launching radius for Sgr A* is very close to the event horizon according to our model. This could be an indication that our model has reached its limit.

It is important to mention again that, in the presence work, we only consider energy dissipation ($\Delta\epsilon$) only across a shock. In reality, such a dynamical process is expected to be accompanied by other losses in mass and angular momentum of accreting gas, all of which are carried away in the form of outflows (winds/jets) (e.g., Fukumura & Kazanas 2007). For example, Fukumura & Kazanas (2007) discussed general relativistic (GR) Rankine-Hugoniot shocks in hydrodynamical accretion flows in Kerr geometry taking account energy, mass, and angular momentum dissipation of gas across the shock. They found that mass loss rate can be quite significant with respect to accreting gas. We speculate that if mass or angular momentum dissipation of gas across the shock is included in our model, then the shock location would either move further outward away from the horizon or move further inward toward the horizon, respectively. We think that by removing mass or angular momentum of the gas at the shock location, this will relocate the centrifugal barrier to a higher/lower orbit causing the shock wave to form much further out/in, respectively.

Moreover, in our model, we assume a Schwarzschild's black hole and a pseudo-Newtonian potential to give the effect of GR. However, the jets launching radius will be larger, if GR or BH spin is taken into account. We speculate that when GR or BH spin is utilized, this would increase the accreted angular momentum due to frame-dragging (e.g., Kumar & Chattopadhyay 2017). As a result, this will force the centrifugal barrier to be at a larger orbit causing a shock radius or the jet launching radius to move further away from the event horizon. Additionally, if global magnetic fields are also included in the calculation (e.g., Takahashi & Takahashi 2010), we believe the gas is most likely be ionized and frozen-in to a large-scale magnetic field. However, it is not clear to us if this will cause the shock location to shift inward or outward without performing the actual calculation, and it is beyond the scope of this paper to perform such a calculation. Hence, if global magnetic field, black hole spin, and mass and angular momentum dissipation are included in the calculation, then depending on which of these components is dominate, we speculate a shock location will move in favor of that component.

The results for M87 and Sgr A* can be further tested against observations by measuring the average energy in this region of the disk. From our previous calculation, the mean energy of the relativistic particles in the disk at the shock location for M87 and Sgr A* are about 0.01 ergs (e.g., LB05). According to observations, the observed brightness temperature near the base of the jets is between $10^{10} - 10^{13} \text{ K}$, however, the typical observed brightness temperatures are about 10^{11} K

(e.g., Kellermann et al. 2007; Kim et al. 2016; Sob’yanin 2017); this gives about 2.1×10^{-5} ergs as the mean energy of the high-energy particles near the jets launching radius. Our value is about 500 larger, and this clearly implies that first-order Fermi acceleration process is very efficient in accelerating the high-energy particles to power the jets/outflows. Because our value is too large, this suggests that we need to relax our way of constraining the diffusion coefficient κ_0 in the transport equation as we have discussed above, or allowing the outflows to occur downstream from the shock location as suggested by Chakrabarti (1999), and more recently by Kumar & Chattopadhyay (2017). Additionally, the enhancement of emission from radiation due to the presence of a shock is expected to be about a factor of $\sim 5 - 6$ comparing against the background gas when a shock is absent in the flow, and this is because we have shown that the mean energy of the relativistic particles in the disk is boosted by a factor of $\sim 5 - 6$ at the shock location (e.g., LB05). More importantly, the terminal (asymptotic) Lorentz factor of the jet Γ_∞ predicts by our model for these sources is between $\sim 5 - 8$ (See Section 7.4 from LB05 for more details). Urry et al. (1991) predict that FR I radio galaxies should have jets with bulk flow speeds in the range from $\Gamma_\infty \sim 5$ to ~ 35 , with most near $\Gamma_\infty \sim 7$, which is in good agreement with our values.

Additionally, the correlations in Figure (4b) and less so in Figure (5a) further suggest that with higher mass accretion, the gas flow speed takes longer distance to reach supersonic speed before a shock can form. This indicates that the shock location moves inward toward the horizon as the mass accretion increases. Consequently, the shock location will cease to exist for large mass accretion rate, and hence, the absence of jets/outflows, and this could possibly suggesting that the disk structure is transitioning from low/hard state to high/soft state (e.g., Remillard & McClintock 2006; Tchekhovskoy 2015). The results in Table 4 also indicate that a much stronger shock (with larger Mach number and compression ratio) can be formed when a shock location is closer to the event horizon, and other researchers found similar trend in their work (e.g., Chakrabarti 1989; Lu & Yuan 1997, 1998; Fukumura & Tsuruta 2004; Fukumura & Kazanas 2007). This means large Mach number or compression ratio could allow a much more powerful jets to form. Hence, the analysis seem to suggest that powerful jets launch at radii closer to the event horizon. However, this trend may not necessary be true because it depends on the nature of the shock location. For example, Lu & Yuan (1997, 1998), Fukumura & Kazanas (2007), and Le et al. (2016) showed that compression is decreasing with decreasing shock radius for the inner shock, while increasing with decreasing shock radius for the outer shock, and the jet launching radii in Table-2 are based on the inner shock solutions. We did not utilize the outer shock solutions because they fail to provide the power budget to support the observed jets power for the indicated sources. Moreover, from Table 4, the energy dissipation fraction across a shock, $\Delta\epsilon/\epsilon_-$, is about a factor of ~ 4 to 120. According to our current model, all unbounded energies are released at the shock point. However, in actuality, the unbounded energies can be released in a range of distance below a shock location as we have suggested earlier. For example, Chakrabarti (1999) and Kumar & Chattopadhyay (2017) allowed the outflows to occur between the shock location and the inner sonic point. We speculate the huge energy dissipation fraction can be reduced by allowing the outflows to occur in the downstream region of the shock or over a small range of values in the vicinity of a shock (e.g., Lee & Becker 2017), since the particle acceleration process is strongest at the shock location.

To further test our correlation relations, we use sources from BBC08, who have also utilized a similar approach as A06 to estimate the jets power and Bondi mass accretion rate as we have discussed above. Using the observed estimated jets power obtained by BBC08, interestingly, our correlation Equation (21) requires the mass accretion rates for these sources to be much lower than the values suggested by BBC08 in comparison with A06, with an exception of NGC 4696 and IC 1459 as indicated in Table 3. Di Matteo et al. (2001), Loewenstein et al. (2001), Gliozzi, Sambruna & Brandt (2003), and Pellegrini et al. (2003) have, independently, estimated the Bondi mass accretions for NGC 1399, 3C 270, and IC 4296 to be about 0.04-1.0, 0.04, and 0.02 $M_\odot \text{ yr}^{-1}$, respectively, and we notice that these values are about an order of magnitude larger than our estimated \dot{M} values. Currently, the Bondi mass accretion rates for other sources have not been independently measured by other researchers.

It is clear that if outflows are presence, then the mass accretion rate cannot remain constant, but instead, it should decrease with decreasing radius. Blandford & Begelman (1999) proposed a simple scaling accretion rate $\dot{M}(r) \equiv \dot{M}_{\text{in}}(r/r_{\text{in}})^\beta$, where r_{in} , \dot{M}_{in} , and β are the innermost accretion radius, the mass accretion rate at this radius, and β is a power-law index that measures the strength of the outflow; β cannot exceed 1 for energetic reasons, while $\beta = 0$ corresponds to a constant mass accretion rate (no outflow). There are some observational evidences that $\beta \approx 0.5$ (see Nemmen & Tchekhovskoy 2015). If this mass accretion rate is utilized in our model, then we speculate that the gas density profile would decrease with radius causing a shock front to form much further away from the event horizon. This will force a shock point to be at a larger radius, consequently, the jet launching radius can be larger than $44r_g$. Additionally, the mass accretion rate at the event horizon would be smaller than the values that we have estimated in Tables 1 and 3 for the indicated sources.

Finally, we analyze the stability of the shock locations using the Le et al. (2016) perturbation approach. We notice the fundamental mode and overtones of the disk structures that we model for the sources in A06 are stable. This suggests that these sources can produce episodic or continuous jets/outflows. Additionally, when we explore the (ϵ, ℓ) -parameter space

in the stable region, the Z-mode is increasingly stable but weak as we decrease ℓ while holding ϵ constant. Eventually, the stable Z-mode dissolves and changes to a stable, non-zero frequency mode. Our analyses show that the disk structures, based on our model, for all the sources in A06 contains no Z-mode. A demonstration of the stable fundamental and overtones with no Z-mode is shown in Figure (5b) for NGC 507.

4. CONCLUSIONS

Using our theory for the production of the relativistic outflows observed from active galaxies, we estimate the mass accretion rate and jet launching radius associated with the observed estimated jets power for 52 low-power radio-loud AGNs from A06 and BBC08. Our results show a direct correlation between the calculated estimated radiation power and the observed estimated jets power that is consistent with the result obtained by A06. Furthermore, our model suggests that the Bondi mass accretion obtained by BBC08 for their sources are relatively high comparing to our estimated values. Additionally, our estimated mass accretions for NGC 1399, 3C 270, and IC 4296 from the correlation in Equation (21) are similar with the Bondi values estimated by other researchers (e.g., Di Matteo et al. 2001; Loewenstein et al. 2001; Gliozzi, Sambruna & Brandt 2003; Pellegrini et al. 2003). Using our correlation relations, we estimate the mass accretion rates for M87 and Sgr A* to be about ~ 0.01 to $0.038 M_{\odot} \text{ yr}^{-1}$ and $\sim 4.3 \times 10^{-5}$ to $1.5 \times 10^{-3} M_{\odot} \text{ yr}^{-1}$ with the jets launching radii at less than $\sim 10 r_g$ and $\sim 1.2 \times 10^{-3} r_g$, respectively. The launching radius for M87 is within the observed estimated jet launching radius of a radio core at 86 GHz using the Very Long Baseline Array, but for Sgr A* our value is much smaller than the value estimated by Yuan et al. (2002). Our estimated mass accretion rates \dot{M} are about a factor of 2 higher than the Bondi values for the sources from A06, and are also about a magnitude higher than the observed estimated mass accretion rate near the event horizon for M87 and Sgr A*. Moreover, the mean energy for the high-energy particles at the jets launching radius from our model is about 500 times larger than the observed mean energy near the base of the jets. We believe these disagreement can be improved by relaxing our approach in searching for the diffusion coefficient or allowing the launching point to occur downstream from the current shock location. In future work, we plan to incorporate the mass and angular momentum loss rates and the changing mass accretion rate due to disk-wind/jets outflows to our current model as well as to our working viscous model; we expect this will reduce the calculated estimated mass accretion rate at the event horizon while pushing the jet launching radius away from the event horizon. Finally, for the first time, our current model shows a strong negative correlation between the jets launching radius and the jets power. It indicates that powerful jets occur at small radii near the event horizon with jets/outflows cut-off or quenching beyond $44 r_g$.

T.L. would like to thank Peter Becker, Mario Gliozzi, George Chartas, Keigo Fukumura, Govind Menon, and Chris Done for useful discussions and comments, and also to the anonymous referee for the constructed comments and suggestions that significantly improved the content of the paper.

REFERENCES

- Abramowicz, M. A., & Chakrabarti, S. K. 1990, ApJ, 350, 281
 Allen, S. W., Dunn, R. J. H., Fabian, A. C., Taylor, G. B., & Reynolds, C. S. 2006, MNRAS, 372, 21
 Balmaverde, B., Baldi, R. D., & Capetti, A. 2008, A&A, 486, 119
 Becker, P. A., & Le, T. 2003, ApJ, 588, 408
 Becker, P. A., Das, S., & Le, T. 2011, ApJ, 743, 47
 Becker, P. A., & Kazanas, D. 2001, ApJ, 546, 429
 Becker, P. A., & Subramanian, P. 2005, ApJ, 622, 520
 Beckmann, V., & Shrader, C. 2012, Proceedings of "An INTEGRAL view of the high-energy sky (the first 10 years)" - 9th INTEGRAL Workshop and celebration of the 10th anniversary of the launch (INTEGRAL 2012). 15-19 October 2012.
 Blandford, R. D., & Begelman, M. C. 1999, MNRAS, 303, L1
 Blandford, R. D., & Ostriker, J. P. 1978, ApJL, 221, L29
 Blandford, R. D., & Payne, D. G. 1982, MNRAS, 199, 883
 Blandford, R. D., & Znajek, R. L. 1977, MNRAS, 179, 433
 Bondi, H. 1952, MNRAS, 112, 195
 Bromberg, O., Nakar, E., Piran, T., & Sari, R. 2011, ApJ, 740, 100
 Chakrabarti, S. K. 1989, PASJ, 41, 1145
 Chakrabarti, S. K. 1999, A&A, 351, 185
 Chattopadhyay, I., & Kumar, R. 2016, MNRAS, 459, 3792
 Das, S., Becker, P. A., & Le, T. 2009, ApJ, 702, 649
 Di Matteo, T., Carilli, C. L., & Fabian, A. C. 2001, ApJ, 547, 731
 Doeleman, S. S., Fish, V. L., Schenck, D. E., et al. 2012, Science, 338, 355
 Drury, L. O., & Voelk, J. H. 1981, ApJ, 248, 344
 Falcke, H., & Biermann, P. L. 1999, A&A, 342, 49
 Fender, R. P., Gallo, E., & Russell, D. 2010, MNRAS, 406, 1425
 Feng, J., Wu, Q., & Lu, R.-S. 2016, ApJ, 830, 6
 Fukumura, K., & Kazanas, D. 2007, ApJ, 669, 85
 Fukumura, K., Tombesi, F., Kazanas, D., et al. 2014, ApJ, 780, 120
 Fukumura, K., & Tsuruta, S. 2004, ApJ, 611, 964
 Gliozzi, M., Sambruna, R. M., & Brandt, W. N. 2003, A&A, 408, 949
 Hada, K., Kino, M., Doi, A., et al. 2016, ApJ, 817, 131
 Heinz, S., Merloni, A., & Schwab, J. 2007, ApJL, 658, L9
 Inoue, Y., Doi, A., Tanaka, Y. T., Sikora, M., & Madejski, G. M. 2017, ApJ, 840, 46
 Kellermann, K. I., Kovalev, Y. Y., Lister, M. L., et al. 2007, Ap&SS, 311, 231
 Kim, J.-Y., Lu, R.-S., Krichbaum, T., et al. 2016, Galaxies, 4, 39
 Kumar, R., & Chattopadhyay, I. 2017, MNRAS, 469, 4221
 Kuo, C. Y., Asada, K., Rao, R., et al. 2014, ApJL, 783, L33

- Le, T., & Becker, P. A. 2005, *ApJ*, 632, 476 (LB05)
- Le, T., & Becker, P. A. 2007, *ApJ*, 661, 416
- Le, T., Wood, K. S., Wolff, M. T., Becker, P. A., & Putney, J. 2016, *ApJ*, 819, 112
- Lee, J. P., & Becker, P. A. 2017, *MNRAS*, 465, 1409
- Loewenstein, M., Mushotzky, R. F., Angelini, L., Arnaud, K. A., & Quataert, E. 2001, *ApJL*, 555, L21
- Lu, J.-F., & Yuan, F. 1997, *PASJ*, 49, 525
- Lu, J.-F., & Yuan, F. 1998, *MNRAS*, 295, 66
- McKinney, J. C. 2006, *MNRAS*, 368, 1561
- Markoff, S., Nowak, M. A., & Wilms, J. 2005, *ApJ*, 635, 1203
- Meier, D. L., Koide, S., & Uchida, Y. 2001, *Science*, 291, 84
- Menon, G., & Dermer, C. D. 2005, *ApJ*, 635, 1197
- Mertens, F., Lobanov, A. P., Walker, R. C., & Hardee, P. E. 2016, *A&A*, 595, A54
- Narayan, R., Kato, S., & Honma, F. 1997, *ApJ*, 476, 49
- Narayan, R., & McClintock, J. E. 2012, *MNRAS*, 419, L69
- Nemmen, R. S., & Tchekhovskoy, A. 2015, *MNRAS*, 449, 316
- Paczyński, B., & Wiita, P. J. 1980, *A&A*, 88, 23
- Pellegrini, S., Venturi, T., Comastri, A., et al. 2003, *ApJ*, 585, 677
- Quataert, E. 2003, *Astronomische Nachrichten Supplement*, 324, 435
- Quataert, E., Narayan, R., & Reid, M. J. 1999, *ApJL*, 517, L101
- Remillard, R. A., & McClintock, J. E. 2006, *ARA&A*, 44, 49
- Reynolds, C. S., Di Matteo, T., Fabian, A. C., Hwang, U., & Canizares, C. R. 1996, *MNRAS*, 283, L111
- Russell, H. R., McNamara, B. R., Edge, A. C., et al. 2013, *MNRAS*, 432, 530
- Shakura, N. I., & Sunyaev, R. A. 1973, *A&A*, 24, 337
- Sob'yanin, D. N. 2017, *MNRAS*, 471, 4121
- Takahashi, M., & Takahashi, R. 2010, *ApJL*, 714, L176
- Takeuchi, S., Ohsuga, K., & Mineshige, S. 2010, *PASJ*, 62, L43
- Tchekhovskoy, A. 2015, *The Formation and Disruption of Black Hole Jets*, 414, 45
- Tombesi, F., Cappi, M., Reeves, J. N., & Baito, V. 2012, *MNRAS*, 422, L1
- Urry, C. M., Padovani, P., & Stickel, M. 1991, *ApJ*, 382, 501
- Vyas, M. K., & Chattopadhyay, I. 2017, *MNRAS*, 469, 3270
- Walker, R. C., Hardee, P. E., Davies, F., et al. 2016, *Galaxies*, 4, 46
- Yuan, F., Bu, D., & Wu, M. 2012, *ApJ*, 761, 130
- Yuan, F., Gan, Z., Narayan, R., et al. 2015, *ApJ*, 804, 101
- Yuan, F., Quataert, E., & Narayan, R. 2003, *ApJ*, 598, 301
- Yuan, F., Markoff, S., & Falcke, H. 2002, *A&A*, 383, 854
- Yusef-Zadeh, F., Bushouse, H., Schödel, R., et al. 2015, *ApJ*, 809, 10

Table 1. Jet Launching Radius for AGNs from [Allen et al. \(2006\)](#)

Name	$M_{\text{BH}}(10^9)$ (M_{\odot}) ^a	$P_{\text{jet}}(10^{43})$ (<i>erg/s</i>) ^a	$\dot{M}_{\text{B}}(10^{-3})$ (M_{\odot}/yr) ^a	$\dot{M}(10^{-3})$ (M_{\odot}/yr) ^b	R_{jet} (r_g) ^b
NGC 507	0.842	10.22	45.71	106.5	8.34
NGC 4374	0.664	1.526	8.611	16.36	8.73
NGC 4472	0.778	0.807	10.96	11.22	12.03
NGC 4486	2.717	3.440	25.70	25.70	10.30
NGC 4552	0.365	0.156	4.169	4.169	23.95
NGC 4636	0.160	0.030	0.347	0.347	9.66
NGC 4696	0.402	0.791	4.519	8.134	8.14
NGC 5846	0.395	0.074	1.303	1.238	14.67
NGC 6166	0.902	1.579	5.888	16.015	7.92

NOTE—^a These are the observed estimated values obtained from [Allen et al. \(2006\)](#) paper. The above sources are used to construct the correlations, except, NGC 4486 (M87). ^b These are the calculated estimated values from this paper.

Table 2. Model Values for AGNs from [Allen et al. \(2006\)](#)

Name	ℓ_0	ϵ_-	ϵ_+	r_c^{out}	r_*	r_c^{in}	\mathcal{M}_-	\mathcal{R}_*
NGC 507	3.28827	0.0003701	-0.0165692	510.22	8.34	5.46	1.21	2.18
NGC 4373	3.2704	0.0004304	-0.016045	434.70	8.73	5.51	1.20	2.17
NGC 4472	3.1867	0.00089	-0.0118063	194.78	12.03	5.71	1.17	2.05
NGC 4486	3.426	0.0002	-0.0234263	967.12	10.30	5.16	1.59	3.81
NGC 4552	3.1318	0.0015835	-0.00500687	93.42	23.94	5.63	1.12	1.88
NGC 4636	3.236	0.000576	-0.0146553	317.47	9.66	5.61	1.19	2.12
NGC 4696	3.2978	0.00034	-0.0168184	557.96	8.14	5.43	1.21	2.19
NGC 5846	3.1585	0.0011564	-0.00941067	142.35	14.67	5.73	1.15	1.99
NGC 6166	3.3105	0.000305	-0.0171076	625.29	7.92	5.38	1.21	2.20

NOTE—All quantities are expressed in gravitational units ($G=c=1$), and note that the shock radius and sonic points are normalized to M , where M is the mass of a supermassive black hole for individual source. These are the model values for sources from [Allen et al. \(2006\)](#) paper.

Table 3. Jet Launching Radius for AGNs from Balmaverde, Baldi & Capetti (2008)

Name	$M_{BH}(10^9)$ (M_{\odot}) ^a	$F_{jet}(10^{43})$ (<i>erg/s</i>) ^a	$\dot{M}_B(10^{-3})$ (M_{\odot}/yr) ^a	$\dot{M}(10^{-3})$ (M_{\odot}/yr) ^b	R_{jet} (r_g) ^b
3C 028	0.98	3.3	–	36.5	8.92
3C 031	0.50	7.9	–	80.8	8.13
3C 066B	2.09	17.8	350	169	7.46
3C 075	0.69	6.7	–	69.5	8.27
3C 078	0.41	87.7	–	722	6.30
3C 083.1	3.24	4.9	2100	52.3	8.55
3C084	0.38	637.0	–	4391	5.11
3C 189	1.70	50.5	–	437	6.68
3C 264	0.47	18.1	–	172	7.45
3C 270	0.52	5.9	460	61.9	8.39
3C 272.1	1.00	1.5	85	17.8	9.70
3C 274	3.39	3.4	240	37.5	8.89
3C 293	0.14	33.6	–	302	6.98
3C 296	0.63	11.3	4000	112	7.83
3C 317	0.18	59.4	–	507	6.57
3C 338	0.78	1.6	55	18.9	9.63
3C 346	1.38	354.9	–	2580	5.43
3C 348	1.55	37.7	–	335	6.89
3C 438	2.19	133.8	–	1060	6.03
3C 442	0.25	1.0	–	12.3	10.1
3C 449	0.35	4.6	530	49.4	8.61
3C 465	1.38	38.3	2500	340	6.88
UGC 0968	0.35	0.15	–	2.19	12.4
UGC 5902	0.10	0.024	–	0.41	15.0
UGC 6297	0.21	0.067	21	1.05	13.5
UGC 7203	0.10	0.33	–	4.49	11.4
UGC 7386	0.27	1.5	160	17.8	9.70
UGC 7629	0.60	0.81	110	10.2	10.4
UGC 7760	0.35	0.16	44	2.32	12.3
UGC 7797	0.21	0.88	–	11.0	10.3
UGC 7878	0.14	0.03	47	0.51	14.7
UGC 7898	2.00	0.34	110	4.61	11.3
UGC 8745	0.25	0.60	750	7.73	10.7
UGC 9706	0.27	0.074	13	1.15	13.3
UGC 9723	0.05	0.14	–	2.06	12.5
NGC 0507	0.78	10.2	450	102	7.91
NGC 1316	0.23	0.61	–	7.85	10.7
NGC 1399	1.17	0.22	490	3.10	11.9
NGC 3557	0.47	0.74	190	9.36	10.5
NGC 4696	0.35	0.79	3.4	9.93	10.4
NGC 5128	0.24	4.5	–	48.4	8.63

Table 3 continued on next page

Table 3 (*continued*)

Name	$M_{BH} (10^9)$ (M_{\odot}) ^a	$P_{jet} (10^{43})$ (<i>erg/s</i>) ^a	$\dot{M}_B (10^{-3})$ (M_{\odot}/yr) ^a	$\dot{M} (10^{-3})$ (M_{\odot}/yr) ^b	R_{jet} (r_g) ^b
NGC 5419	1.05	1.6	–	18.9	9.63
IC 1459	1.51	7.7	53	78.9	8.15
IC 4296	1.10	8.7	3000	88.2	8.05

NOTE—^aThese observed estimated values are obtained from [Balmaverde, Baldi & Capetti \(2008\)](#) paper. ^b These calculated estimated values are from this paper.