

# A study of the HI and optical properties of Low Surface Brightness galaxies: spirals, dwarfs and irregulars

M. Honey<sup>1,2\*</sup>, W. van Driel<sup>3†</sup>, M. Das<sup>1‡</sup>, J-M. Martin<sup>3</sup>

<sup>1</sup>Indian Institute of Astrophysics, Koramanagala, Bangalore 560034, India.

<sup>2</sup>Pondicherry University, R. Venkataraman Nagar, Kalapet, 605014 Pondicherry, India.

<sup>3</sup>GEPI, Observatoire de Paris, PSL Université, CNRS, 5 place Jules Janssen, 92190 Meudon, France

Accepted 2017 December 18. Received 2017 December 13; in original form 2017 November 10.

## ABSTRACT

We present a study of the HI and optical properties of nearby ( $z \lesssim 0.1$ ) Low Surface Brightness galaxies (LSBGs). We started with a literature sample of  $\sim 900$  LSBGs and divided them into three morphological classes: spirals, irregulars and dwarfs. Of these, we could use  $\sim 490$  LSBGs to study their HI and stellar masses, colours and colour magnitude diagrams, and local environment, compare them with normal, High Surface Brightness (HSB) galaxies and determine the differences between the three morphological classes. We found that LSB and HSB galaxies span a similar range in HI and stellar masses, and have a similar  $M_{\text{HI}}/M_{\star}$ - $M_{\star}$  relationship. Among the LSBGs, as expected, the spirals have the highest average HI and stellar masses, both of about  $10^{9.8} M_{\odot}$ . The LSBGs' ( $g-r$ ) integrated colour is nearly constant as function of HI mass for all classes. In the colour magnitude diagram, the spirals are spread over the red and blue regions whereas the irregulars and dwarfs are confined to the blue region. The spirals also exhibit a steeper slope in the  $M_{\text{HI}}/M_{\star}$ - $M_{\star}$  plane. Within their local environment we confirmed that LSBGs are more isolated than HSB galaxies, and LSB spirals more isolated than irregulars and dwarfs. Kolmogorov-Smirnov statistical tests on the HI mass, stellar mass and number of neighbours indicates that the spirals are a statistically different population from the dwarfs and irregulars. This suggests that the spirals may have different formation and HI evolution than the dwarfs and irregulars.

**Key words:** galaxies: evolution – galaxies: general – galaxies: spiral – galaxies: structure – radio lines: galaxies.

## 1 INTRODUCTION

Low Surface Brightness galaxies (LSBGs) are late-type disc galaxies that span the same mass range as the High Surface Brightness (HSB) disc galaxies that define the Hubble sequence, but whose average surface brightness is 5-10 times lower. The proper definition of an LSBG is through a measure of central disc surface brightness. Historically, an LSBG is defined as having a  $B$ -band central surface brightness fainter than  $23.0 \text{ mag arcsec}^{-2}$  (Impey & Bothun 1997; Sprayberry et al. 1997), which is  $4\sigma$  less than found originally in the central surface brightness distribution of HSB galaxies by Freeman (1970). This implies that LSBGs are either intrinsically rare, or heavily selected against. Their stellar discs are generally embedded in extended HI gas discs (e.g., McGaugh, Schombert & Bothun 1995; Mishra et al. 2017).

The LSB nature of these galaxies arises from their low disc stellar surface density ( $\Sigma_{\star}$ ), which is due to the larger average separation between stars than in normal, HSB discs, as well as from their low star formation rates (SFRs) (O'Neil et al. 2004; Wyder et al. 2007; Boissier et al. 2008; Zhong et al. 2010; Schombert, McGaugh & Maciel 2013; Young, Kuzio de Naray & Wang 2015). Their dust content is also low (Hinz et al. 2007; Rahman et al. 2007) and their discs appear to be metal poor (McGaugh 1994; Kuzio de Naray, McGaugh & de Blok 2004). They are however rich in neutral hydrogen (HI) gas (de Blok, McGaugh & van der Hulst 1996; Burkholder, Impey & Sprayberry 2001; O'Neil et al. 2004; Du et al. 2015) and their HI mass to luminosity ratios are much higher than those of HSB galaxies (O'Neil et al. 2004). Their HI rotation curves indicate that their optical discs are embedded in very massive dark matter halos (de Blok & McGaugh 1997). Molecular gas, which is critical for star formation, is rare in LSBGs (O'Neil, Hofner & Schinnerer 2000; Das et al. 2006; Das, Boone & Viallefond 2010). This suggests that the combination of low  $\Sigma_{\star}$

\* E-mail : mhoney@iiap.res.in

† E-mail : wim.vandriel@obspm.fr

‡ E-mail : mousumi@iiap.res.in

discs and dominant dark matter halos prevents disc instabilities from forming in these galaxies (Ghosh & Jog 2014; Honey et al. 2016).

There are several ways to define LSBGs in practice. For our study we have used the LSBG catalogues of Schombert & Bothun (1988), Schombert et al. (1992) and Impey et al. (1996) (see also 2).

In the past few years there have been several surveys to detect LSBGs in optical images which were all selected on their low central surface brightness using the Sloan Digital Sky Survey (SDSS): Zhong et al. (2008) identified 12,282 and Shao et al. (2015) 1235 LSBGs, and Williams et al. (2016) found 343 low-luminosity LSBGs for the Galaxy And Mass Assembly (GAMA) project. In the Virgo cluster, Giallongo et al. (2015) and Davies, Davies & Keenan (2016) found 303 new LSBGs and 11 ultra faint LSBGs respectively. Besides these, Du et al. (2015) reported 1129 new LSBGs with large HI masses.

Morphologically, LSBGs can be broadly divided into the classes of spirals, irregulars and dwarfs. The largest LSB spirals, which are often referred to as giant LSBGs (e.g., Das 2013), are located in isolated environments, often near void walls (Rosenbaum et al. 2009). However the irregulars and dwarfs are found in both underdense and crowded environments (see Sect. 3.8). The origin of LSBGs is not fully understood, but their overall isolated environments must play some role in their formation and evolution (Hoffman, Silk & Wyse 1992).

Although there have been many studies of LSBGs, there has not yet been a study that specifically compares the optical and cold gas properties of the abovementioned morphological subclasses of LSBGs (spirals, dwarfs and irregulars). Such a comparison is important as it can throw light on both the origin and the evolution of LSBGs. In this paper we address these issues.

We examine the HI masses, gas mass fractions (which we define as the ratio of the total HI and stellar masses,  $M_{\text{HI}}/M_{\star}$ ), absolute magnitudes, stellar masses, optical colours and the colour magnitude diagrams of LSBGs in general and of their subclasses. We also compare these properties of LSBGs with those of normal HSB galaxies.

Throughout this paper, unless indicated otherwise, we use distances  $D$  based on a simple Hubble flow model,  $D = V/H_0$ , where  $V$  is the heliocentric radial velocity and the Hubble constant  $H_0 = 70 \text{ km s}^{-1} \text{ Mpc}^{-1}$ . The outline of our paper is as follows: in Section 2 we describe our sample selection, in Section 3 we describe our analysis of the data and the results, and we present our conclusions in Section 4.

## 2 SAMPLE SELECTION

Our initial sample consists of the total of 897 objects listed in the LSB galaxy catalogues of Schombert & Bothun (1988), Schombert et al. (1992) and Impey et al. (1996).

All galaxies listed in these catalogues have known redshifts. We set an upper limit of 0.1 to the redshifts, to study only LSBGs within the local universe, and removed the 19 objects with  $z > 0.1$ .

Although these catalogues have different selection criteria (see below), the objects contained in them clearly look like LSBGs on photographic plates and have been used in other studies. We prefer to use these older studies over more recent, but significantly less deep surveys (such as Zhong et al. 2008 and Shao et al. 2015) which are based on central disc surface brightness determinations using SDSS images (York et al. 2000; Alam et al. 2015), because

their galaxies often do not have corresponding HI observations and usually no explicit identifications.

Impey et al. (1996) defined their sample using a central surface brightness of greater than 22 magnitude  $\text{arcsec}^{-2}$  in the  $B$ -band, from UK Schmidt Telescope IIIa-J plates measured in the automated plate measuring (APM) survey (see Sprayberry, Impey & Irwin 1996 for further details). Schombert & Bothun (1988) and Schombert et al. (1992) defined their samples by visual inspection of blue plates of the Second Palomar Observatory Sky Survey (POSS-II) (Reid et al. 1991), which has a surface brightness detection limit of 26.0 magnitude  $\text{arcsec}^{-2}$ . Their catalogues mainly contains LSB objects that were not detected in the previous, less deep First Palomar Observatory Sky Survey (POSS-I) (Minkowski & Abell 1963) which has a detection limit of  $\sim 25.2$  magnitude  $\text{arcsec}^{-2}$  (Cornell et al. 1987). It includes previously catalogued UGC and NGC galaxies which they found to have LSB tails, discs, spiral arms or tails on the deeper POSS-II plates.

LSBGs span a wide range of morphological classes, from spirals, dwarfs to irregulars. We collected information on the centre positions, redshifts and optical morphological classification of the sample galaxies (see Table 1) using the NASA Extragalactic Database (NED)<sup>1</sup>. We included the following NED morphological classifications in our three classes: Sa, Sb, Sc, Sd and Sm for the spirals, Im and Irr for the irregulars, and dE, dI and dm for the dwarfs. Though we have also listed 13 interacting or merging galaxies and 33 lenticulars, we have not used them for further analysis.

The morphological classifications from NED are generally based on optical images from early photographic surveys. To verify these, we visually examined the entire sample using the SDSS composite  $gri$ -band colour images from the final Data Release 12 (DR12)<sup>2</sup>, see Alam et al. (2015). For the dwarfs, it is sometimes difficult to distinguish between disc systems and spheroidals through visual inspection of relatively shallow SDSS optical images. It is therefore possible that our dwarfs category also contains gas-poor spheroidal dE-type systems. For 341 galaxies we modified the NED classification and listed our new determinations in Table 1.

<sup>1</sup> <http://ned.ipac.caltech.edu/>

<sup>2</sup> <http://www.sdss.org/dr12/>

**Table 1.** Global properties of the LSBGs in the initial sample of 897 galaxies – *Note: sample page only, the full version is included after the References*

galaxy name	RA & DEC (J2000.0)	$D$ (Mpc)	morphology [NED]	class	HI flux (Jy km/s)	$\log(M_{\text{HI}})$ ( $M_{\odot}$ )	$M_r$ (mag)	$(g-r)$ (mag)	$\log(M_{\star})$ ( $M_{\odot}$ )	$I_{\text{so}}$	Flag <sup>c</sup>
1. With HI detections:											
LSBC F539-V01	00:11:29.00 +21:25:52.0	113.3	Sm	spiral	2.37	9.86	-18.52	0.34	8.75	1	good
LSBC F608-V01	00:12:48.25 +14:31:31.1	26.1	Sd	dwarf	3.47	8.75	-14.71	0.24	7.09	10	good
0012+0218	00:14:59.97 +02:34:48.3	256.3	dI	dwarf	0.69	10.03	-19.15	0.36	9.02	...	good
0014+0210	00:16:41.72 +02:27:34.4	59.1	Sm:	star	0.75	8.79	-15.62	1.34	8.91	1	not used
LSBC F608-01	00:17:15.90 +17:31:23.0	14.3	Im:	irregular	2.18	8.02	-13.99	0.92	7.71	15	not used
LSBC F473-V01	00:17:18.30 +26:51:41.0	127.3	Im	irregular	1.36	9.72	-18.57	0.33	8.76	1	good
LSBC F608-V02	00:23:06.06 +15:08:25.6	78.8	Sd	irregular	0.85	9.09	-17.05	0.50	8.37	10	good
LSBC F539-02	00:23:15.76 +20:15:59.1	81.7	Im:	spiral	1.56	9.39	-19.56	0.42	9.27	11	good
LSBC F473-01	00:25:56.90 +23:55:24.0	80.5	Im	irregular	0.95	9.16	-17.83	0.40	8.56	3	good
LSBC F473-V02	00:26:21.00 +24:38:35.0	51.1	Irr	irregular	1.40	8.93	-16.40	1.31	9.18	2	good
0023+0044	00:26:24.98 +01:01:12.0	75.7	Sd	spiral	1.51	9.31	-19.04	0.49	9.16	3	good
0025+0221	00:27:46.98 +02:38:23.5	58.1	dI	dwarf	0.49	8.59	-16.81	0.14	7.81	13	good
0029+0037	00:31:43.27 +00:54:02.6	76.6		spiral	1.09	9.18	-18.47	0.36	8.75	3	good
0029+0226	00:31:45.35 +02:42:53.3	34.0	dI	dwarf	1.11	8.48	-14.38	-0.50	5.87	2	bad
LSBC F473-V03	00:34:46.10 +22:46:46.0	83.4	Sm	spiral	1.19	9.29	-17.66	0.55	8.68	1	good
0049+0105	00:52:01.86 +01:21:42.9	184.0	Sm	spiral	1.15	9.96	-18.61	0.41	8.87	...	good
0051-0227	00:54:21.40 -02:11:45.1	77.7	Sd pec sp	spiral	2.65	9.58	-17.69	0.30	8.36	1	good
LSBC F682-V01	00:56:41.10 +10:20:23.0	148.6	Sc	spiral	1.35	9.85	-19.58	0.26	9.07	1	good
LSBC F682-01	00:57:31.89 +10:21:48.2	39.4	Sm	spiral	2.53	8.97	-16.03	0.24	7.62	1	good
0056+0044	00:58:55.46 +01:00:17.7	76.5	Irr	irregular	3.38	9.67	-17.90	0.13	8.22	7	good
0056+0020	00:58:55.89 +00:36:27.9	77.6	dI	dwarf	2.38	9.53	-17.04	0.14	7.90	7	good
LSBC F682-V02	01:01:51.57 +10:16:21.8	163.2	Sm	spiral	0.75	9.67	-19.71	0.43	9.35	...	good
0103+0030	01:06:07.17 +00:46:33.7	74.3	Sd	spiral	1.40	9.26	-17.99	0.38	8.59	5	good
0108+0242	01:11:21.26 +02:58:22.8	143.3	Sc	spiral	1.30	9.80	-19.98	0.32	9.30	1	good
0110+0046	01:12:50.69 +01:02:48.8	15.8	dI	dwarf	6.23	8.56	-13.65	-0.10	6.10	9	not used

We excluded a total of 74 galaxies from further analysis, for the following reasons; they are marked accordingly in Table 1 where all are also flagged as ‘not used’: (i) 44 are not visible in the SDSS images (they are marked as ‘no SDSS galaxy’). As these are very LSB systems, judging from the LSBGs source catalogues’ data and our inspection of POSS-II plates, it is not surprising that they are not visible on the less deep SDSS images. Since we cannot determine their morphological types, we cannot use them for further analysis, (ii) three were found to be star-like, (iii) two appeared too HSB (marked as ‘too bright’), (iv) eight were significantly displaced from their catalogued positions (marked with ‘location is off’), and (v) we are not sure about the morphological class for another 17 galaxies (marked as ‘...’).

Our sample of LSB galaxies with morphological classification thus contains 758 galaxies, of which 426 (56%) are spirals, 107 (14%) are irregulars and 225 (30%) are dwarfs. Hereafter this sample is referred to as Sample I.

### 3 ANALYSIS AND RESULTS

The following global properties of the initial sample of 897 galaxies are listed in Table 1, see the text for further details:

- galaxy name: catalogue name taken from the LSBGs samples from which the galaxy was selected (see Sect. 2);
- RA & DEC: Right Ascension and Declination of the SDSS spectroscopic source in epoch J2000.0 coordinates;
- $D$ : distance (in Mpc) =  $V/H_0$ , where  $V$  is the heliocentric radial velocity in  $\text{km s}^{-1}$ , for a Hubble constant  $H_0 = 70 \text{ km s}^{-1} \text{ Mpc}^{-1}$ ;
- morphology [NED]: optical morphological classification, taken from NED;
- morphological class: global optical morphological class (spiral, irregular, dwarf), based on our visual inspection of SDSS DR12 images;
- HI flux:  $F_{\text{HI}}$ , integrated HI line flux (in  $\text{Jy km s}^{-1}$ );
- $\log(M_{\text{HI}})$ : total HI mass (in  $M_{\odot}$ );
- $M_r$ : absolute  $r$ -band magnitude corrected for Galactic extinction following Schlegel, Finkbeiner & Davis (1998), as also used by SDSSDR12);
- $(g-r)$ : integrated  $(g-r)$  colour corrected for Galactic extinction following Schlegel, Finkbeiner & Davis (1998), as also used by SDSS DR12;
- $M_*$ : total stellar mass, estimated following Bell & de Jong (2001) (in  $M_{\odot}$ );
- $I_{\text{so}}$ : number of near neighbours within 1 Mpc radius and  $\pm 500 \text{ km s}^{-1}$  from the systemic velocity of the target galaxy;
- Flag: (i) on SDSS photometry: ‘good’ indicates no BAD-SKY, BRIGHT, NOPROFILE, SATURATED, SUSPICIOUS DETECTIONS (like cosmic ray or CCD artifact-MAYBE-CR, MAYBE-EGHOST), or INTERPOLATION ERRORS (PSF-FLUX-INTERP) flags; ‘bad’ indicates the target has (at least) one of these flags, or (ii) ‘not used’ indicates either not included in Sample I (see Section 2) or fainter than the absolute magnitude limit  $M_r = -14$  mag (see Section 3.2.2).

#### 3.1 HI mass

The integrated, mean homogenized 21cm HI line fluxes ( $F_{\text{HI}}$ , in  $\text{Jy km s}^{-1}$ ) were taken from the online HyperLeda database<sup>4</sup> (based on their  $m_{21}$  values, see also Paturel et al. 2003b ; Paturel et al. 2003a). We found that 449 galaxies from Sample I have published HI detections. Of these, 246 are classified as spirals, 122 as dwarfs and 81 as irregulars. The remaining 309 galaxies do not have HI data listed in HyperLeda. As we cannot determine from the HyperLeda data if they are either not observed or not detected, we have marked them all as “without HI data” in our plots and tables.

We determined the total HI masses,  $M_{\text{HI}}$ , using the relationship  $M_{\text{HI}} = 2.36 \times 10^5 D^2 F_{\text{HI}} (M_{\odot})$ , where  $D$  is the distance in Mpc and  $F_{\text{HI}}$  the integrated HI line flux (in  $\text{Jy km s}^{-1}$ ).

##### 3.1.1 HI mass distributions

LSBGs are HI rich in nature, and they have on average an  $\sim 8$  times higher  $M_{\text{HI}}/L$  ratio than HSB galaxies, sometimes exceeding  $10 M_{\odot}/L_{\odot, \text{B}}$  (O’Neil et al. 2004). The HI masses of our sample span a wide range, from  $10^7$  to  $10^{11} M_{\odot}$  (see Fig. 1), with the spirals at the high end, the dwarfs at the low end and the irregulars in between. The mean HI masses and their standard deviations of the spirals, irregulars and dwarfs are  $\log(M_{\text{HI}}/M_{\odot}) = 9.78 \pm 0.40, 9.20 \pm 0.42$  and  $8.95 \pm 0.69$ , respectively. Thus LSBGs clearly have massive HI reservoirs, which may be linked to their low star formation rates (Boissier et al. 2008; Wyder et al. 2009).

#### 3.2 Absolute magnitudes and colours

The basic photometric data of our sample galaxies are taken from the SDSS DR12 archival data. We retrieved apparent model magnitudes in the  $g$ ,  $r$  and  $i$ -bands together with the Galactic extinction coefficients from Schlegel, Finkbeiner & Davis (1998) for these bands.

##### 3.2.1 Galaxies with underestimated SDSS magnitudes

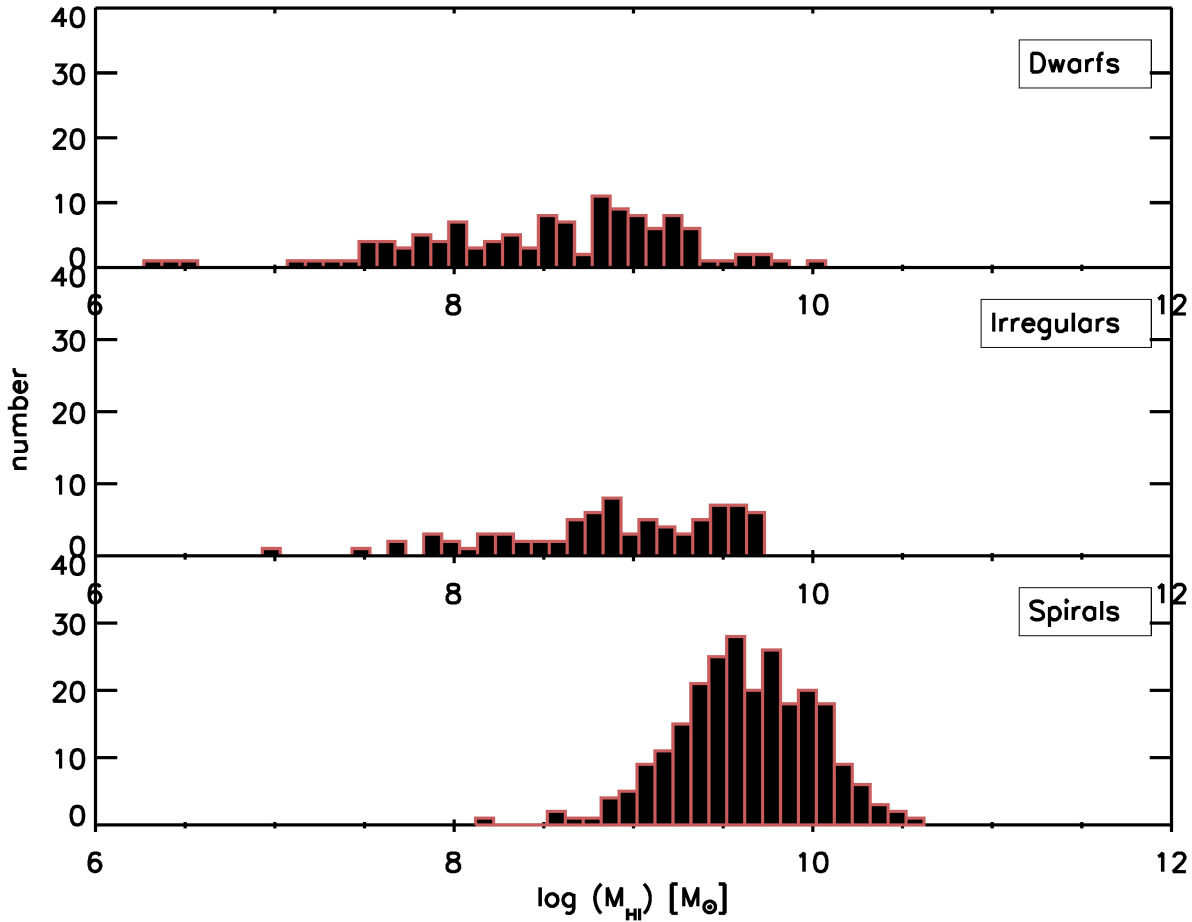
Low Surface Brightness galaxies, by their very nature, are faint. Hence, it is quite easy and natural for most imaging studies to miss extended, very LSB flux in these objects at levels where it effectively competes with the noise in the night sky. This can have serious consequences for determining their total magnitude, as in some cases (like for large disc scale lengths) the bulk of the luminosity comes from outer regions fainter than  $25 \text{ mag arcsec}^{-2}$ .

The SDSS is no exception in this respect. Based on our experience with the NIBLES HI survey of total stellar-mass selected SDSS galaxies (van Driel et al. 2016), we looked for objects for which the total SDSS magnitudes appear to be “misunderestimated”, which can lead to (severely) reduced luminosities and hence unphysically high  $M_{\text{HI}}/L$  ratios.

For galaxies that are extremely faint we know there is a high probability that their parameters are erroneous. For this reason we only included galaxies in our sample that are more luminous than  $M_r = -14$  (after re-examination of their photometry as described hereafter).

For 290 galaxies in sample I we found that their listed absolute magnitudes were fainter than  $-14$ , which appears too low for the kind of objects we are studying, and that their  $M_{\text{HI}}/L_r$  ratios

<sup>4</sup> <http://leda.univ-lyon1.fr/>



**Figure 1.** Histograms of the total HI mass distributions ( $\log(M_{\text{HI}})$ , in  $M_{\odot}$ ) of the three morphological classes into which we divided our LSB galaxy sample: dwarfs, irregulars and spirals. We used 246 spirals, 81 irregulars and 122 dwarfs for this plot. The bin size in  $\log(M_{\text{HI}}) = 0.10$ .

were unphysically high, up to over a thousand. As in the case of NIBLES, we found that among these, 130 are dwarf-like objects of small optical apparent size that have numerous SDSS photometric sources within their outlines (see Fig. 2). Some of these sources have Petrosian radii much smaller than the apparent size of the galaxy, indicating that the magnitudes of these sub-structure sources cannot represent the total brightness of the entire galaxy. Also like in NIBLES, we found 160 luminous galaxies where the SDSS spectroscopic and photometric source was in fact a distinct sub-structure outside the central region, which also leads to “misunderestimated” total magnitudes. We therefore re-examined all these 290 galaxies in order to check whether their magnitudes are underestimated or if they are really intrinsically faint.

### 3.2.2 Re-examination of galaxies with underestimated magnitudes

First of all, the  $\sim 290$  galaxies that have an absolute  $r$ -band magnitude  $M_r > -14$  were extracted from the original sample. They were all re-examined using their composite SDSS DR12  $rgb$  colour images. For each galaxy we found there is more than one photometric source associated with it, sometimes of quite different magnitudes. We applied the same method used for NIBLES to assess and correct the “misunderestimated” magnitude problem. For each galaxy,

we searched for all photometric sources whose centre positions lie within  $30''$  distance from the galaxy’s centre coordinates, and selected the brightest. We again calculated the total absolute magnitude, now using only the brightest source per galaxy. We also used this method to correct the total magnitude of the 271 more luminous galaxies whose underestimated “total” magnitudes were those of sub-structures within their discs.

For only 15% (19/130) of the dwarf-like galaxies we found that their absolute magnitudes using the brightest source were still fainter than  $-14$ . This may be due to an error in the magnitude measurement, or an intrinsic property of the galaxy. Images of these 19 low-luminosity galaxies are shown in Fig. 2 and their properties are listed in Table 2. Since these galaxies are fainter than our lower magnitude limit, we did not use these galaxies for further optical studies.

The criteria for the “good” SDSS photometry flag (see Sect.3) removed a further 117 galaxies from our previously defined Sample I, leaving a total of 622 galaxies to be used for further analysis, referred to as Sample II hereafter.

### 3.2.3 $r$ -band luminosity as a function of HI mass

The absolute  $r$ -band magnitude,  $M_r$ , as a function of total HI mass is shown in Fig. 3 for LSB spirals, dwarfs and irregulars. All morpho-



**Figure 2.** SDSS composite *gri* colour images of the 19 LSB galaxies with “misunderestimated” luminosities (see Sect. 3.2.1), whose corrected *r*-band absolute magnitude based on the brightest SDSS photometric source within its outlines still remains fainter than  $-14$ . The size of each image is  $45'' \times 45''$ . In all images north is up and east is left. The galaxy catalogue names as used in the tables and their SDSS coordinates are shown in the top-left corner of each image.

logical types show a similar correlation, with more luminous galaxies having more gas; a similar relationship is observed in the  $B$ -band (Sprayberry et al. 1995; O’Neil, Bothun & Schombert 2000).

A linear LSQ fit to all data (blue line in Fig. 3) has a slope of  $-2.69 \pm 0.09$  with an intercept of  $6.89 \pm 0.88$ .

### 3.2.4 Colour as a function of $H\text{I}$ mass

We examined how the integrated ( $g-r$ ) galaxy colours vary as a function of total  $H\text{I}$  mass (see Fig. 4) but did not note any obvious global correlation for dwarfs and irregulars. Our result is similar to earlier studies using ( $B-V$ ) colours (e.g., O’Neil, Bothun & Schombert 2000). The reason for this could be the low star formation rate in these galaxies: even though they contain large quantities of  $H\text{I}$ , the combined stellar and gas surface density is still lower than the threshold value for star formation (Das, Boone & Viallefond 2010). In earlier studies (e.g., Mishra et al. 2015; Schombert & McGaugh 2015), it is also found that some LSB discs undergo episodic star

formation, lasting for only  $\sim 10^8$  years, which makes the galaxies bluer due to the sudden injection of young, massive stars.

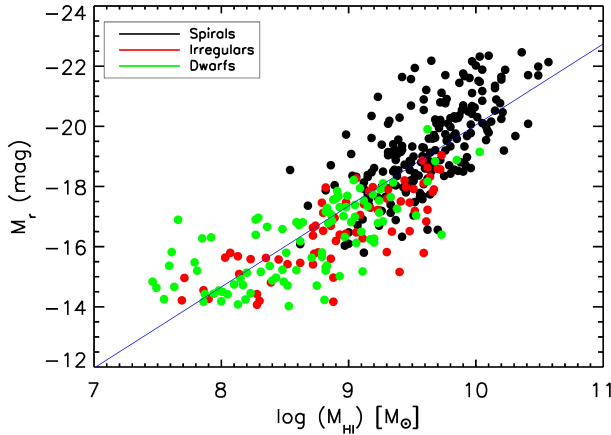
However, the data suggest that the  $H\text{I}$ -rich LSB spirals (with  $\log(M_{H\text{I}}) > 9.8$ ) have ( $g-r$ ) colours that are on average approximately 0.5 magnitude redder compared to the lower-luminosity spirals, dwarfs and irregulars.

It has been noted previously (Sprayberry et al. 1995) that the ( $B-V$ ) colours of giant LSBGs are redder than those of average-sized LSB galaxies, but similar to HSB galaxies. Earlier studies have also shown the existence of red galaxies that are  $H\text{I}$ -rich, both LSBGs (van der Hulst et al. 1987; O’Neil et al. 1997; O’Neil, Bothun & Schombert 2000) and HSB spirals (e.g., Schommer & Bothun 1983; van Driel et al. 2016).

The stellar content of giant LSB spirals is more dominated by old stars compared to the LSB dwarfs and irregulars (Sprayberry et al. 1995). It may also be due to the presence of bright bulges that are seen in giant LSB spirals like UGC 6614 and Malin 2.

**Table 2.** All galaxies with corrected  $M_r$  fainter than  $-14$  mag

galaxy name	$M_r$ (mag)	Petrosian radius ( $''$ )
LSBC F608-01	-13.99	17.3
0110+0046	-13.64	17.3
LSBC F683-V10	-13.82	8.7
LSBC F564-V03	-12.63	43.8
LSBC F565-V01	-12.69	1.2
LSBC F565-V04	-13.09	1.2
0951+0146	-12.71	1.2
LSBC F640-01	-13.48	6.7
1102+0019	-13.65	17.3
LSBC F640-03	-13.70	1.2
1225+0152	-12.71	1.9
LSBC F573-01	-13.27	17.3
1247+0002	-13.07	17.3
LSBC F575-02	-13.96	10.3
1250+0200	-13.50	5.6
1252+0214	-13.86	17.8
LSBC F575-03	-12.46	27.0
LSBC F583-04	-13.89	0.9
LSBC F750-V01	-13.92	6.7

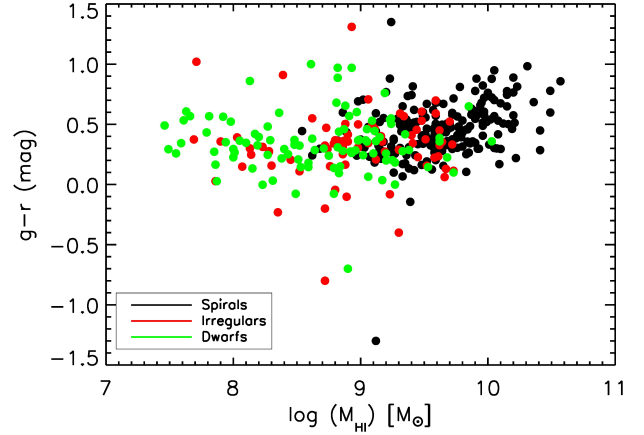

**Figure 3.** Absolute  $r$ -band magnitude corrected for Galactic extinction as a function of total HI mass ( $\log(M_{\text{HI}})$ , in  $M_{\odot}$ ) for the three morphological classes of LSB galaxies: spirals (black dots), irregulars (red dots) and dwarfs (green dots). The blue line shows the linear LSQ fit to all data. We used 206 spirals, 71 irregulars and 98 dwarfs for this plot.

### 3.3 Total stellar masses

We compared the distributions of the total stellar mass,  $M_*$ , and the HI to the stellar mass ratio,  $M_{\text{HI}}/M_*$ , of all three morphological classes, since it can also tell us about their ability to convert gaseous fuel into stars.

We converted the SDSS ( $g-r$ ) colours into Johnson-Kron-Cousins system ( $B-V$ ) colours following the standard conversion relation given by Jester et al. (2005). Using the  $r$  band luminosities and ( $B-V$ ) colours, we estimated total stellar masses using the  $r$ -band  $M_*/L_r$  ratio given in Bell & de Jong (2001). Since the galaxies are non-interacting in nature, we used the closed box model for this calculations. The stellar masses obtained are listed in Table 1.

Histograms of the total stellar mass distributions are given in Figure 5. The  $M_*$  distribution of spirals spans a wide range,  $10^6$  to  $10^{12} M_{\odot}$ , with a mean value and standard deviation of  $\log(M_*/M_{\odot}) = 9.87 \pm 0.92$ . For irregulars and dwarfs their mean


**Figure 4.** Integrated ( $g-r$ ) galaxy colour corrected for Galactic extinction as a function of total HI mass ( $\log(M_{\text{HI}})$ , in  $M_{\odot}$ ) for the three morphological classes of LSB galaxies: spirals (black dots), irregulars (red dots) and dwarfs (green dots). The number of galaxies used in this plot is similar to Fig. 3

values are similar,  $8.59 \pm 1.70$  and  $8.47 \pm 1.15$  respectively, and on average about 20 to 25 times lower than for spirals.

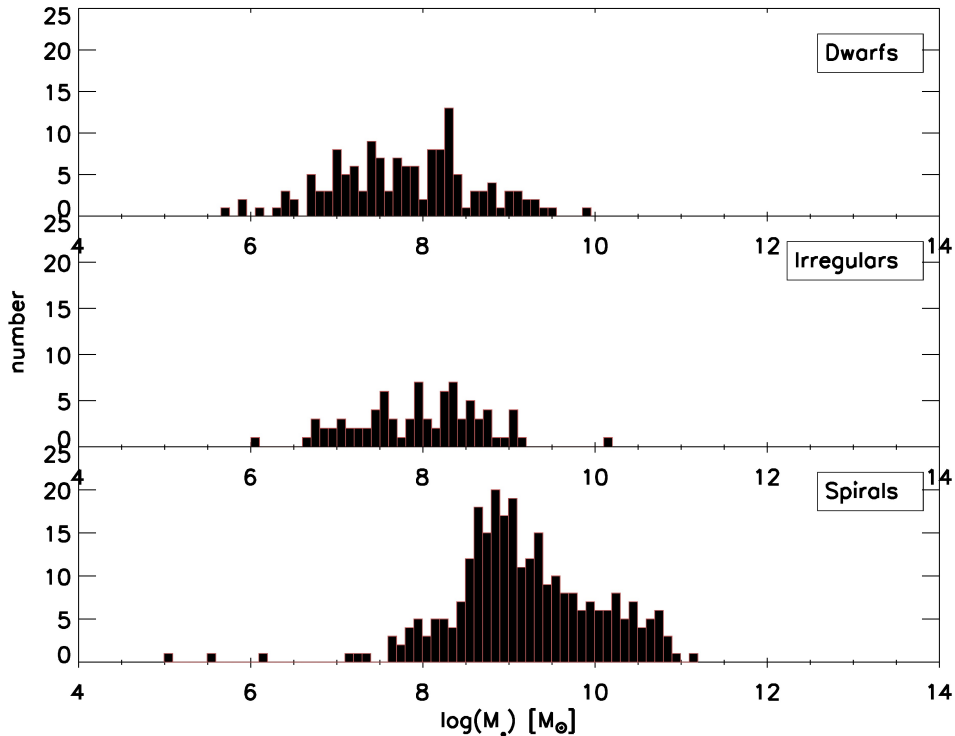
### 3.4 Colour Magnitude Diagram

For the colour magnitude diagram (CMD), a useful tool to assess the evolutionary stage of a galaxy, we plotted the integrated ( $g-r$ ) colours of galaxies as a function of  $M_r$  (see Fig. 6). The CMD divides SDSS galaxies in the local Universe into two main regions, the blue cloud and the red sequence (e.g., Baldry et al. 2004; Wyder et al. 2007). The blue cloud is composed of gas-rich galaxies, such as late-type spirals, that have ongoing star formation. Their sizes are usually smaller and their absolute red magnitudes are lower than for the red sequence galaxies. The red sequence is dominated by early-type (elliptical) galaxies, which usually have little or no gas, no ongoing star formation, and are dominated by an old stellar population. To compare the CMDs of LSB and HSB galaxies in the local Universe, we first constructed a CMD of 52,000 SDSS galaxies in the local Universe, which is dominated by HSB objects. We selected them on criteria similar to those of our LSBGs:  $M_r < -14$  and  $z \leq 0.1$ . We then superimposed all 491 LSBGs from our Sample II with known SDSS colours and absolute magnitudes (375 with HI detections and 116 without HI data) on the distribution of the 52,000 predominantly HSB SDSS galaxies, see Figure 6.

#### 3.4.1 Distribution of LSBGs in the Colour Magnitude Diagram

In Fig. 6 the red sequence lies in the upper-right part of the galaxy distribution, and the blue cloud in the lower-left. A caveat in the interpretation of diagrams such as these, which use integrated colours, is the mixing of disc- and bulge colours. The pure disc colours can only be measured using bulge/disc decomposition on individual galaxies' luminosity profiles. Such a task is outside the scope of the present study. We would like to point out that only in case of prominent bulges will the entire galaxy appear significantly redder than its disc's colours.

The plot shows that the spiral LSBGs are distributed throughout both the blue and red regions, whereas the irregulars and dwarfs



**Figure 5.** Histograms of the total stellar mass distributions ( $\log(M_*)$ , in  $M_\odot$ ) of the three morphological classes of LSB galaxies: dwarfs, irregulars and spirals. We used 283 spirals, 83 irregulars and 142 dwarfs for this plot. The bin size in  $\log(M_*) = 0.10$ .

are predominantly found in the blue cloud. We note that a significant fraction of the gas-rich spirals are located in the red sequence region, which is usually dominated by gas-poor systems such as ellipticals, although gas-rich LSB and HSB spirals are also known to exist there (see Sect. 3.2.3). The dwarfs and irregulars are low luminosity, gas rich systems.

The difference in the distribution of spirals versus irregulars and dwarfs in the CMD suggests that both their stellar compositions and evolutionary histories are different. Large bulges could be the reason why some spiral LSBGs lie in the red part of the CMD: a large fraction of spiral LSBGs have massive bulges which sometimes host active galactic nuclei (Schombert, McGaugh & Eder 2001; Ramya, Prabhu & Das 2011; Subramanian et al. 2016) and faint discs that show little star formation.

### 3.4.2 Gas mass fraction as a function of stellar mass

The HI-to-stellar mass fraction,  $M_{\text{HI}}/M_*$ , is plotted as a function of the stellar mass in Figure 7. As the stellar mass increases the fraction decreases. Of the three classes, the spirals'  $M_*$  extends to the highest values, as expected. Overall, the irregulars and dwarfs have a larger HI mass fraction than spirals and hence a larger fraction of unused neutral hydrogen. The dwarfs show the largest scatter among the three classes, in particular towards relatively gas-poor objects with low  $M_{\text{HI}}/M_*$  ratios. Whereas the latter can be due to gas-poor dwarf ellipticals, very high gas fractions are also expected among dwarfs as they are one of the most dark matter dominated types of galaxies known (Schombert, McGaugh & Eder 2001), and dark matter halos can slow down their SFR by preventing the formation of disc instabilities (Mihos, McGaugh & de Blok 1997) which can trigger the onset of star formation.

We compared our results with two samples of normal galaxies, one of HI detections only (Papastergis et al. 2012) and another, NIBLES, selected on total stellar mass (van Driel et al. 2016).

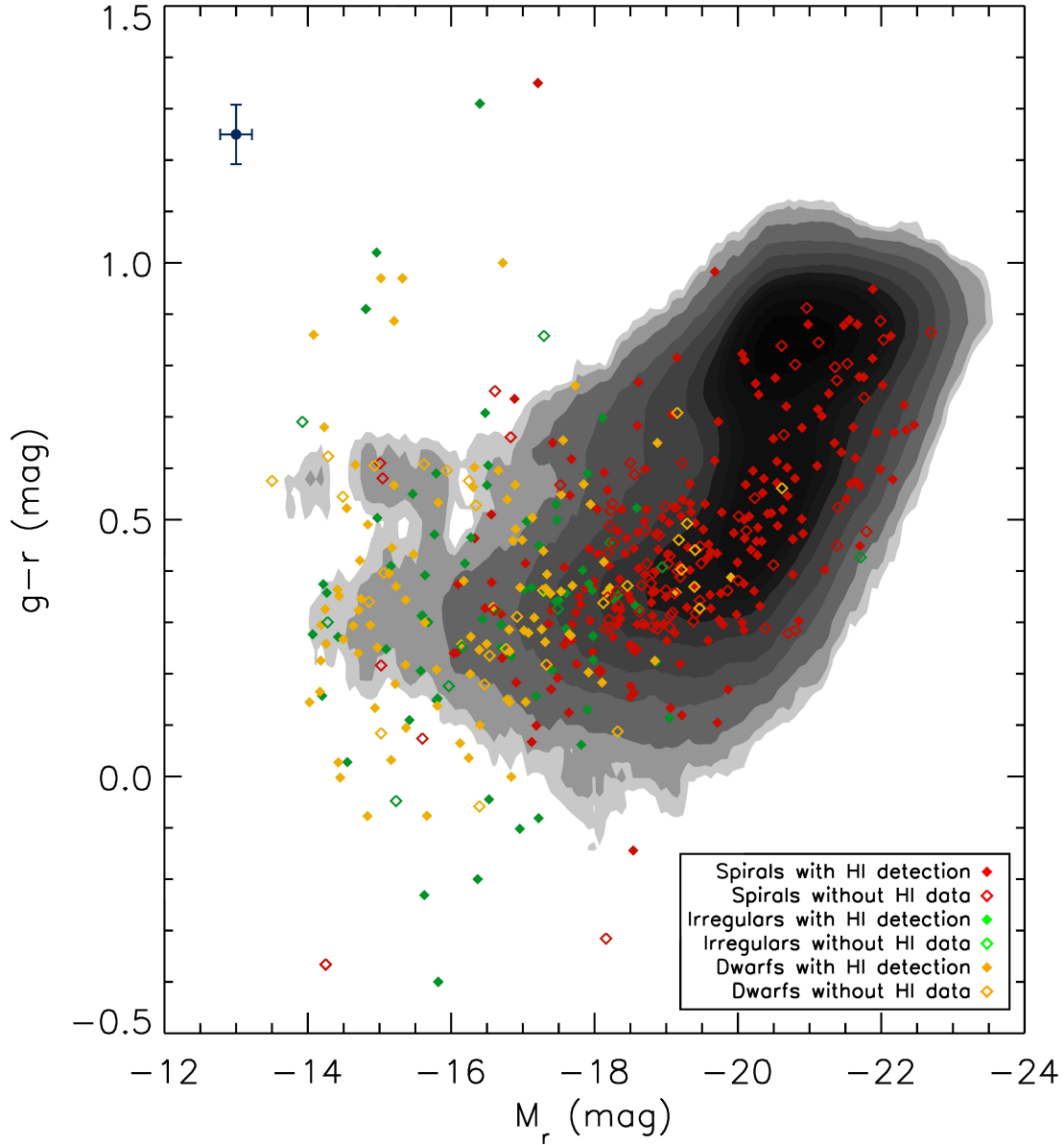
It should be noted that each of the three studies use a different method to estimate  $M_*$ : for NIBLES the MPA/JHU catalogues (Kauffmann et al. 2003; Brinchmann et al. 2004) were used, Papastergis et al. (2012) fitted all five SDSS photometric band magnitudes using model spectral energy distributions (see Huang et al. 2012), whereas we followed Bell & de Jong (2001). In general, different methods for stellar mass estimates can differ systematically by as much as 0.3 dex whereas for individual galaxies the scatter can be up to 0.6 dex (Papastergis et al. 2012; Pforr, Maraston & Tonini 2012).

We could not reduce the HI flux scales of the three studies to the same reference scale, as the HyperLeda literature data used for our survey come from many different publications. The HI flux scale used by Papastergis et al. (2012) was found to be on average a factor 1.45 higher than the scale used by NIBLES, which is based on O'Neil (2004); this factor corresponds to 0.16 in  $\log(M_{\text{HI}})$ .

The linear regression fit to the HI detections of the NIBLES sample has a slope of  $-0.54$  and an intercept of 4.70 and the fit by Papastergis et al. (2012) has a slope of  $-0.43$  and an intercept of 3.75 (see van Driel et al. 2016).

We did linear LSQ fits to our data points in Fig. 7. The spirals have a slope of  $-0.71 \pm 0.03$  and an intercept of  $7.00 \pm 0.24$ , which is steeper than that of the irregulars and dwarfs. For irregulars the slope is  $-0.49 \pm 0.08$  and the intercept  $4.88 \pm 0.61$ ; the values are similar for the dwarfs which have a slope of  $-0.50 \pm 0.07$  and intercept of  $4.79 \pm 0.57$ . Within the uncertainties, the fits to our LSB spirals are similar to those of the two samples which consist mainly of HSB spirals (Papastergis et al. 2012; van Driel et al. 2016).





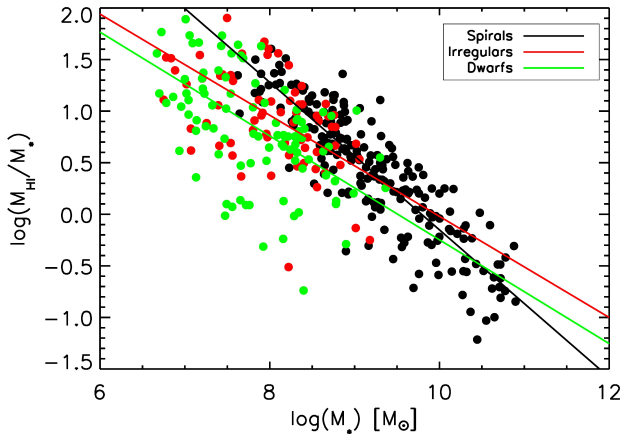
**Figure 6.** Colour Magnitude Diagram of all 491 LSBGs from our Sample I with known SDSS colours (375 HI detections and 116 galaxies without HI data) and of a comparison sample of 52,000 SDSS galaxies at redshifts  $z < 0.1$ , which are predominantly HSB objects. Plotted are integrated  $(g-r)$  colours as a function of the absolute magnitudes in the  $r$ -band,  $M_r$ ; both properties were corrected for Galactic extinction. Our LSBGs are shown as individual coloured points superimposed on a greyscale contour map of the distribution of the large comparison sample, where the darker shades represent the denser regions; the density contour levels are in units of the number of galaxies per grid unit (of size 0.078 magnitude in  $M_r$  and 0.028 magnitude in  $g-r$ ): 0.05, 0.1, 0.2, 0.5, 0.7, 1, 2, 5, 10, 20, 30, 40, 50, 75, 100, 150, 200, 300, 400, 500, 600 and 700. The different morphological classes of LSBGs are indicated by different colours: red for spirals, green for irregulars and yellow for dwarfs. Filled symbols indicate LSBGs with HI detections, open symbols those without HI data. The typical uncertainties are represented by the blue cross in the upper left corner.

### 3.5 Local environmental properties

It is well established that the large scale galaxy environment plays an important role in shaping the morphology of galaxies (Dressler 1980), as well as in determining their colours (Bamford et al. 2009). However, the local environment around a galaxy is also very important for its evolution. Having a larger number of near-neighbours increases the possibility of a galaxy undergoing interactions and mergers, which can result in increased star formation (Park et al.

2007) associated with the tidal effects and disc instabilities such as bars and spiral arms. For isolated galaxies the possibility of interactions is lower, and for these systems slow, internal evolution – called secular evolution – becomes more important. The giant LSBGs are often found to fall into the latter category (Das 2013, see also Sect. 3.6).

Earlier studies of the local environment of LSBGs found that they are more isolated than HSB galaxies (Schombert & Bothun



**Figure 7.** Gas mass fraction,  $\log(M_{\text{HI}}/M_*)$ , as a function of total stellar mass ( $\log(M_*)$ , in  $M_\odot$ ). The three morphological classes of LSBGs and the linear LSQ fits to their data are indicated by different colours: red for spirals, green for irregulars and yellow for dwarfs. For the slopes and intercepts of the three fits, see Sect. 3.4.2. The number of galaxies used in this plot is similar to Fig. 3

1988; Schombert et al. 1992; Bothun et al. 1993; Galaz et al. 2011), but more recent studies show that LSB dwarfs and irregulars are found in both high- and low density environments (Javanmardi et al. 2016), whereas the larger LSB spirals are mainly located in low density regions and often close to the edges of voids (Rosenbaum et al. 2009).

We studied the local environment of each of our LSBGs by determining the number of neighbouring galaxies within 1 Mpc radius and within  $\pm 500 \text{ km s}^{-1}$  of its systemic velocity. We used NED radial velocity constrained cone searches<sup>5</sup> for finding neighbours, which is necessarily limited to nearby galaxies with known redshifts. This means that the number of neighbours found can be a lower limit, but we assume that the missing neighbours without redshifts are evenly distributed over our LSBGs sample, which seems reasonable for our statistical analysis. The results are listed in Table 1, in the column labeled “Iso”, for isolation parameter.

As we have used straightforward Hubble flow distances for all our previous calculations and plots, we also used these as input values for the NED search routine. However, in this case the routine limits the distance range for target galaxies from 10 to 150 Mpc. For this reason, the sample of galaxies for which we could determine the number of near neighbours is reduced to 468. It includes 246 spirals, 86 irregulars and 136 dwarfs. Figure 8 shows histograms of the number of near neighbours normalized by the total number of nearby galaxies found, for spirals, dwarfs and irregulars.

We find that 63% of LSB spirals have  $\leq 3$  neighbours and 87% have  $\leq 10$  neighbours, whereas for the irregulars and dwarfs the corresponding numbers are 42% and 71%, and 31% and 61%, respectively. Thus, LSB spirals are the most isolated class and dwarfs are the least isolated of LSBGs.

We compared the isolation of galaxies in our LSBG sample with that of normal galaxies using the Spitzer Infrared Nearby Galaxies Survey (SINGS, Kennicutt et al. 2003; see Fig. 8). We used 37 galaxies from this survey (at distances between 10 and 150 Mpc) and estimated the number of their near neighbours in the same

way as for our sample. Only 19% of the SINGS galaxies have  $\leq 3$  neighbours and 29% have  $\leq 10$ . Thus it is clear that our LSBGs have fewer neighbours than HSB galaxies, or in other words are more isolated than normal galaxies. This is in agreement with previous studies (Schombert & Bothun 1988; Schombert et al. 1992; Bothun et al. 1993; Rosenbaum et al. 2009; Galaz et al. 2011). The isolation of LSBGs is one of the main reasons why they have remained so poorly evolved, since they do not have interactions with other galaxies (Zaritsky & Lorrimer 1993). Their isolated nature and high dark matter content results in a lower rate of disc instability formation, both local and global (Mayer & Wadsley 2004; Ghosh & Jog 2014), which means that the disc SFR is lower, thereby causing disc evolution to be slower (Galaz et al. 2011).

### 3.5.1 Gas mass fraction as a function of environment

To examine whether interactions are important for triggering star formation in LSBGs we plotted the HI mass fraction against the number of nearby neighbours ( $< 1$  Mpc), see Figure 9. There is a lot of scatter and there does not appear to be much dependence of  $M_{\text{HI}}/M_*$  on the number of near neighbours. A line fitted to this distribution is almost flat, with a slope of  $-0.0022 \pm 0.0020$ . This suggests that the environment does not have a pronounced effect on converting HI mass into stellar mass in LSBGs. We found that SINGS galaxies exhibit a slightly steeper slope of  $-0.014 \pm 0.010$ .

The fact that LSBGs have extended HI discs indicates that they are isolated and unperturbed systems. For example, HI discs in LSB spirals are at least two times larger than their optical radii (Pickering et al. 1997; Auld et al. 2006; Das et al. 2007; Mishra et al. 2017) and in dwarfs they are even more extended (Begum et al. 2008).

## 3.6 Giant LSB galaxies

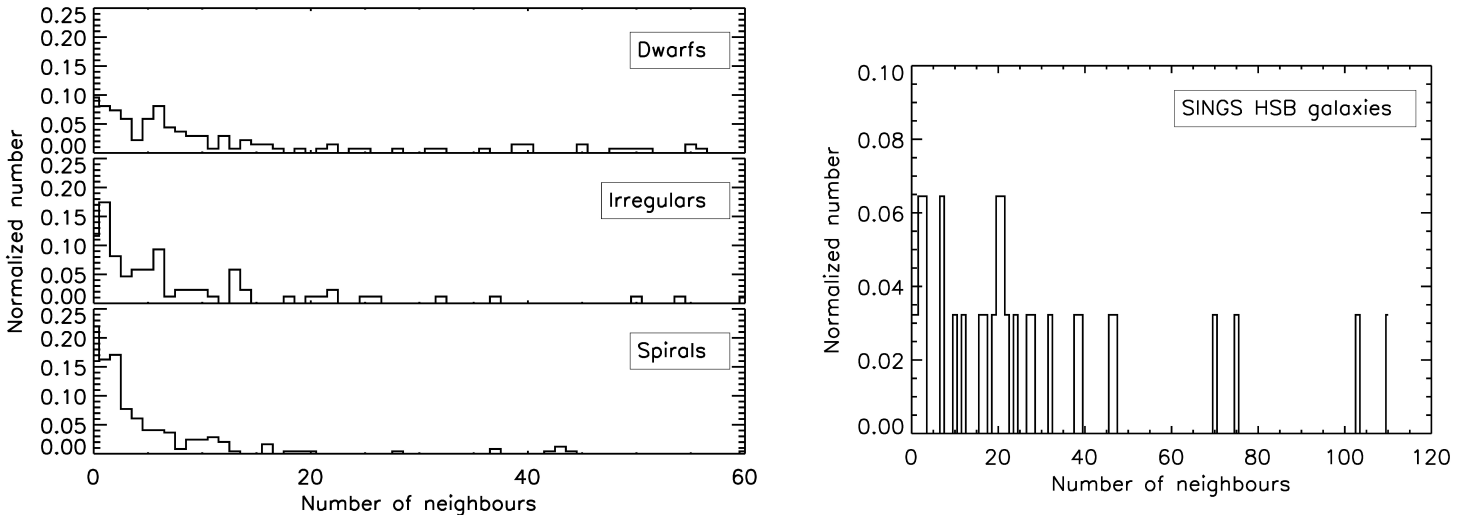
Using selection criteria of  $\log(M_{\text{HI}}) > 9$  and  $\log(M_*) > 10$  to define giant LSB galaxies (see e.g., Matthews, van Driel & Monnier-Ragaigine 2001; Das 2013) we find that 41 out of 426 (or 9.6%) of our LSBGs are giants; we will refer to them as GLSBGs.

In Table 3 we list the following global properties of the 41 GLSB galaxies identified in our sample, see Sect. 3 for further details:

- Galaxy name;
- $M_*$ : total stellar mass (in  $M_\odot$ );
- $M_{\text{HI}}$ : total HI mass (in  $M_\odot$ );
- $Iso$ : isolation parameter (see Sect. 3.5), determined for galaxies with distances between 10 and 150 Mpc;
- $Iso^*$ : isolation parameter determined for galaxies at distances  $> 150$  Mpc, using the NED methodology for determining distances, which is based on the same Hubble constant used throughout this paper but with added standard cosmological parameters;
- $D_{K_s}$ : major axis diameter in the  $K_s$  band, from 2MASS, the Two Micron All Sky Survey (in kpc); in case only  $R$ -band values were available these are indicated by ( $R$ );
- $D_{25}$ : major axis diameter at the 25.0 magnitude  $\text{arcsec}^{-2}$  isophote level on blue POSS-I images, as listed in the UGC (Nilson 1973, Uppsala General Catalogue of Galaxies (UGC)), in kpc. If not available, we listed the  $B$ -band values given in the Third Reference Catalogue of Galaxies (de Vaucouleurs et al. 1991, RC3), indicated by ( $B$ ).

The mean HI mass of the GLSBGs in our sample is  $\log(M_{\text{HI}}) = 10.14 \pm 0.53$ . This is about 2.3 times larger than the mean of all

<sup>5</sup> <http://ned.ipac.caltech.edu/forms/denv.html>



**Figure 8.** Histograms of the normalized distribution of the number of nearby neighbours of sample galaxies. Nearby neighbours are all known galaxies within a radius of 1 Mpc and within  $\pm 500 \text{ km s}^{-1}$  of the systemic velocity of the sample galaxy. In each histogram, the distribution is normalized by the total number of galaxies in the histogram. Shown are data for LSBGs of three different morphological classes (left panel), and for HSB galaxies from the SINGS sample (right panel). We used 246 LSBG spirals, 86 irregulars and 136 dwarfs for this plot, and 37 HSB galaxies.

**Table 3.** Global properties of the giant LSB galaxies.

galaxy name	$\log(M_*)$ ( $M_\odot$ )	$\log(M_{\text{HI}})$ ( $M_\odot$ )	<i>Iso</i>	<i>Iso</i> *	$D_{\text{KS}}$ (kpc)	$D_{25}$ (kpc)
LSBC F611-03	10.12	10.15	...	4	28.6	...
LSBC F612-V02	10.78	10.36	...	2	66.5	...
0223-0033	10.90	10.05	5	...	47.4	64.9
LSBC F560-05	11.29	10.11	...	2	38.7	...
LSBC F560-01	10.11	9.97	1	...	38.9	28.8
IC 2409	10.21	10.02	4	...	36.3	25.6
IC 2423	10.52	9.97	8	...	43.2	40.9
LSBC F564-02	10.16	10.41	...	4	74.5( <i>R</i> )	...
IC 2454	10.39	9.51	38	...	36.2	42.6
UGC 5035	10.70	10.00	...	6	60.2	...
1003+0151	10.51	11.03	...	1	48.6( <i>R</i> )	...
LSBC F638-02	10.15	9.59	1	...	25.0	...
LSBC F568-09	10.23	9.70	5	...	...	60.9
LSBC F568-08	10.72	10.23	3	...	60.2	42.3
LSBC F568-06	10.88	10.57	...	3	66.8	...
NGC 3639	10.13	9.97	3	...	37.4	20.3
UGC 6614	10.38	10.15	13	...	23.7	87.9
NGC 3821	10.80	9.13	44	...	36.8	37.7
NGC 3939	10.37	9.42	1	...	31.7	28.3
IC 742	10.45	9.23	44	...	39.0	36.1
1213+0127	10.32	9.76	...	3	39.5	...
LSBC F574-05	10.77	10.03	...	2	48.7	...
1252+0230	10.31	10.20	...	6	36.1	33.2
1300+0055	10.27	9.49	...	2	49.9	...
1300+0144	10.29	10.05	...	3	44.2	...
UGC 8794	10.43	9.95	8	...	35.3	61.1
UGC 8828	10.72	9.91	17	...	70.7	57.8( <i>B</i> )
LSBC F579-01	10.30	9.87	3	...	39.2	...
LSBC F579-03	10.38	9.74	5	...	31.9	36.8
IC 1021	10.65	9.65	2	...	49.7	38.3
LSBC F579-V01	11.25	9.36	3	...	20.6( <i>R</i> )	...
UGC 9503	10.28	9.73	12	...	33.1	60.4( <i>B</i> )
UGC 9634	10.59	10.49	...	2	44.3	54.4
UGC 9843	10.29	10.15	...	26	39.4	44.4( <i>B</i> )
LSBC F584-01	10.62	9.90	...	7	36.1	40.1( <i>B</i> )
LSBC F727-V04	10.69	10.20	...	7	44.5	...
UGC 10405	10.47	10.49	...	3	...	82.0
LSBC F533-03	10.43	10.30	...	1	82.2	47.0( <i>B</i> )
LSBC F746-02	10.54	10.06	...	1	28.0	...
LSBC F675-01	10.00	9.96	...	2	26.0	...
2327-0244	10.72	10.10	2	...	63.9	75.2( <i>B</i> )

our spirals, and 8.7 and 15.5 times that of the irregulars and dwarfs, respectively. The mean stellar mass of the GLSBGs is  $\log(M_*) = 10.60 \pm 0.41$ , or about 5.4 times the mean value for our spirals and about 102 and 135 times that for our irregulars and dwarfs, respectively (see Sect. 3.3).

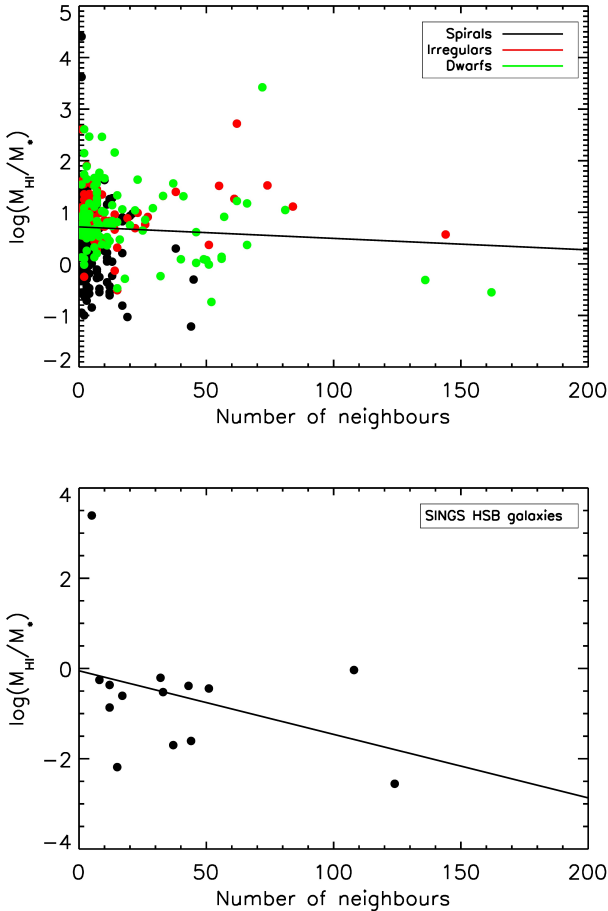
Giant LSB galaxies are usually redder than normal sized LSB galaxies and appear to have an evolved stellar population similar to HSB galaxies (Sprayberry et al. 1995; van den Hoek et al. 2000). They are unique not just because of their large mass and size, but also because of their high dark matter content.

They are generally isolated (Rosenbaum et al. 2009). To see if our 41 GLSB spirals are more isolated than the other LSBGs in our sample, we examined their number of nearby neighbours (see Sect. 3.5). We find that 73% (30 out of 41) GLSBs have  $\leq 5$  neighbours, whereas it is 58% for the overall spiral LSBG sample. Thus GLSB galaxies represent the most isolated subsample of LSBGs. These giant field galaxies evolve mainly due to internal processes, since external interactions will be very rare. Hence they are the best systems in which to study the slow, secular evolution of disc galaxies, especially those with bars (Honey et al. 2016). Their evolution may thus be different from the other LSB galaxies, especially the dwarfs and irregulars.

### 3.7 Are LSB spirals distinct from dwarfs and irregulars? A statistical test

From our results presented in the earlier sections it is clear that LSB spirals are distinct in many ways from the LSB dwarfs and irregulars – for example, their mean stellar mass is about 20 times larger. To further quantify this difference we performed Kolmogorov-Smirnov (KS) statistical tests to determine whether the LSB subclasses are all derived from the same parent sample (Wall 1996). We performed the two-sample KS tests using the IDL code `KSTWO.PRO`<sup>6</sup>, on the HI mass, stellar mass and isolation parameter in pair-wise comparisons and summarized our results in Table 4. We found that based on the HI and stellar masses, it is virtually impossible (99.9%) that LSB spirals arise from the same galaxy distribution as dwarfs and irregulars. The isolation parameter gives a very small probability (0.5%) that they are from the same distribution. However, the LSB dwarfs and irregulars have a significant probability (up to 18%) that they belong to the same distribution for all three parameters that we examined.

<sup>6</sup> <https://idlastro.gsfc.nasa.gov/ftp/pro/math/kstwo.pro>



**Figure 9.** Gas fraction,  $\log(M_{\text{HI}}/M_*)$ , as a function of the number of near neighbours, for our LSBGs (top panel) and for SINGS HSB galaxies (bottom panel). We used 163 LSBGs spirals, 71 irregulars and 102 dwarfs for this plot, and 37 HSB galaxies. The linear LSQ fit to the LSBGs data shows a nearly flat slope  $-0.0022 \pm 0.0020$  and the fit for the SINGS galaxies a steeper slope of  $-0.014 \pm 0.010$ .

### 3.8 Implications of the statistical test for the origin of LSBGs

One of the reasons for performing the KS test on our sample is to explore the origin of the class of LSB galaxies. To date, the following hypotheses have been put forward regarding their formation: (i) major merger of two face-on disc galaxies (Mapelli & Moore 2008), (ii) the accretion of small galaxies by a large LSBG (Kaviraj 2014), (iii) the evolution of rare  $3\sigma$  peaks in isolated regions or voids in the primordial density field of large scale structures (Hoffman, Silk & Wyse 1992) and (iv) they are disc galaxies that formed in fast rotating halos with high specific angular momentum, resulting in low surface density discs, a common characteristic of LSBGs (Kim & Lee 2013).

However, both major and minor mergers (scenarios i and ii) will destroy or distort the galaxy discs and lead to major star formation (Rodríguez-Gomez et al. 2016), thus transforming the LSB nature of these galaxies into HSB. Hence, scenarios (iii) and (iv) are more likely explanations for the origin of LSBGs. Of these two, the isolated  $3\sigma$  peaks in the primordial large scale structures' density field could have resulted in the formation of large, or even giant, LSBGs that are extremely isolated. However, both the smaller and

**Table 4.** Results of Kolmogorov-Smirnov tests on the probability that different morphological types of LSBGs originated from the same distribution.

Pair	probability of having same distribution in		
	HI mass	stellar mass	$I_{so}$
spirals & irregulars	$3 \cdot 10^{-15}$	$6 \cdot 10^{-23}$	$5 \cdot 10^{-3}$
spirals & dwarfs	$2 \cdot 10^{-39}$	$4 \cdot 10^{-40}$	$1 \cdot 10^{-10}$
irregulars & dwarfs	$3 \cdot 10^{-3}$	0.18	0.06

larger LSBGs may also have formed as discs in fast rotating halos; this origin scenario has no dependence on environment. Thus it appears that only the more massive, spiral LSBGs can form in isolated environments. This matches the results of our KS tests, which indicates that LSB spirals as a galaxy population are different from dwarfs and irregulars.

Although LSB dwarfs and irregulars have been found in both cluster and field environments (Pustilnik et al. 2011; Merritt, van Dokkum & Abraham 2014; Giallongo et al. 2015; Davies, Davies & Keenan 2016; Wittmann et al. 2017), in order to retain their LSB nature the galaxies must remain fairly isolated. Recently a population of ultra diffuse galaxies (UDGs) with stellar masses like dwarfs but radii like  $L^*$  galaxies has been identified in nearby galaxy clusters and groups (e.g., Koda et al. 2015; Trujillo et al. 2017), some of which may be dwarf or irregular LSBGs (Amorisco & Loeb 2016). On the other hand, many dwarf LSBGs have also been detected in voids (Kreckel et al. 2011). The larger LSBGs are however nearly always isolated (Pickering et al. 1997).

Regarding the considerably more massive LSB spirals, they may well be disc galaxies of masses similar to those of HSB spirals that are relatively isolated and therefore free from external shocks, and thus evolving in a more quiescent manner into red and gas-rich systems.

## 4 CONCLUSIONS

The morphologies of LSBGs can be broadly classified as spirals, dwarfs and irregulars. In terms of both total HI and stellar mass, we find that the LSB spirals are the most massive, followed by the irregulars, and then the dwarfs.

The  $r$ -band luminosity increases with HI mass in all three morphological types. When taken as a whole, we find that the spirals show a different slope compared to irregulars and dwarfs in the  $M_{\text{HI}}/M_* - M_*$  plane. Within the total stellar mass estimation uncertainties, the fit parameters for our LSBGs are similar to the samples of Papastergis et al. (2012) and van Driel et al. (2016), which are dominated by HSB spirals.

The integrated  $(g-r)$  galaxy colours do not show a clear dependence on HI mass in LSB spirals, dwarfs and irregulars. Only the most massive spirals appear slightly redder, which indicates that even when they have a massive HI content, LSBGs cannot form stars at a significant rate. This can be due to the low surface density of their stellar and HI discs, as well as the presence of massive dark matter halos.

The colour magnitude diagram (CMD) for LSBGs shows that spirals occur in both the blue cloud and the red sequence, indicating the variety in their evolutionary stages, with the red spirals being more massive (both  $M_*$  and  $M_{\text{HI}} \geq 10^{9.5} M_{\odot}$ ) and the blue ones less so ( $M_* \sim 10^7 - 10^9 M_{\odot}$ ,  $M_{\text{HI}} \gtrsim 10^8 M_{\odot}$ ). A significant fraction of the LSB spirals are very red, similar to galaxies in which star formation is quenched. The smaller LSB dwarfs and irregulars are comparatively bluer, indicating that they support slow and continuous star formation.

Exploring the nearby galaxy density around LSBGs, within 1 Mpc radius and  $\pm 500 \text{ km s}^{-1}$  of their systemic velocity, we confirmed that LSBGs are more isolated than HSB galaxies. We also found that the LSB spirals are more isolated than dwarf and irregulars, and that giant LSBGs are the most isolated of all.

Kolmogorov-Smirnov (KS) tests using HI masses, stellar masses and isolation parameters indicate that the LSB spirals form a distinct population from the dwarfs and irregulars. This suggests a different formation process and/or evolutionary path for spirals compared to dwarfs and irregulars.

**ACKNOWLEDGMENTS** We wish to thank the referee Greg Bothun for his valuable comments and suggestions. We thank our colleague Vaibhav Pant for helpful discussions. We have used the NASA/IPAC Extragalactic Database (NED), which is operated by the Jet Propulsion Laboratory, California Institute of Technology, under contract with the National Aeronautics and Space Administration, as well as the online HyperLeda database. This work has used SDSS-III data. Funding for SDSS-III has been provided by the Alfred P. Sloan Foundation, the Participating Institutions, the National Science Foundation, and the U.S. Department of Energy Office of Science.

## References

- Alam S. et al., 2015, *ApJS*, 219, 12  
 Amorisco N. C., Loeb A., 2016, *MNRAS*, 459, L51  
 Auld R., de Blok W. J. G., Bell E., Davies J. I., 2006, *MNRAS*, 366, 1475  
 Baldry I. K., Glazebrook K., Brinkmann J., Ivezić Ž., Lupton R. H., Nichol R. C., Szalay A. S., 2004, *ApJ*, 600, 681  
 Bamford S. P. et al., 2009, *MNRAS*, 393, 1324  
 Begum A., Chengalur J. N., Karachentsev I. D., Sharina M. E., Kaisin S. S., 2008, *MNRAS*, 386, 1667  
 Bell E. F., de Jong R. S., 2001, *ApJ*, 550, 212  
 Boissier S. et al., 2008, *ApJ*, 681, 244  
 Bothun G. D., Schombert J. M., Impey C. D., Sprayberry D., McGaugh S. S., 1993, *AJ*, 106, 530  
 Brinchmann J., Charlot S., White S. D. M., Tremonti C., Kauffmann G., Heckman T., Brinkmann J., 2004, *MNRAS*, 351, 1151  
 Burkholder V., Impey C., Sprayberry D., 2001, *AJ*, 122, 2318  
 Cornell M. E., Aaronson M., Bothun G., Mould J., 1987, *ApJS*, 64, 507  
 Das M., 2013, *Journal of Astrophysics and Astronomy*, 34, 19  
 Das M., Boone F., Viallefond F., 2010, *A&A*, 523, A63  
 Das M., Kantharia N., Ramya S., Prabhu T. P., McGaugh S. S., Vogel S. N., 2007, *MNRAS*, 379, 11  
 Das M., O'Neil K., Vogel S. N., McGaugh S., 2006, *ApJ*, 651, 853  
 Davies J. I., Davies L. J. M., Keenan O. C., 2016, *MNRAS*, 456, 1607  
 de Blok W. J. G., McGaugh S. S., 1997, *MNRAS*, 290, 533  
 de Blok W. J. G., McGaugh S. S., van der Hulst J. M., 1996, *MNRAS*, 283, 18  
 de Vaucouleurs G., de Vaucouleurs A., Corwin, Jr. H. G., Buta R. J., Paturel G., Fouqué P., 1991, *Third Reference Catalogue of Bright Galaxies*. Springer, New York (RC3)  
 Dressler A., 1980, *ApJ*, 236, 351  
 Du W., Wu H., Lam M. I., Zhu Y., Lei F., Zhou Z., 2015, *AJ*, 149, 199  
 Freeman K. C., 1970, *ApJ*, 160, 811  
 Galaz G., Herrera-Camus R., Garcia-Lambas D., Padilla N., 2011, *ApJ*, 728, 74  
 Ghosh S., Jog C. J., 2014, *MNRAS*, 439, 929  
 Giallongo E., Menci N., Grazian A., Fassbender R., Fontana A., Paris D., Pentericci L., 2015, *ApJ*, 813, 68  
 Hinz J. L., Rieke M. J., Rieke G. H., Willmer C. N. A., Misselt K., Engelbracht C. W., Blaylock M., Pickering T. E., 2007, *ApJ*, 663, 895  
 Hoffman Y., Silk J., Wyse R. F. G., 1992, *ApJL*, 388, L13  
 Honey M., Das M., Ninan J. P., Manoj P., 2016, *MNRAS*, 462, 2099  
 Huang S., Haynes M. P., Giovanelli R., Brinchmann J., Stierwalt S., Neff S. G., 2012, *AJ*, 143, 133  
 Impey C., Bothun G., 1997, *ARA&A*, 35, 267  
 Impey C. D., Sprayberry D., Irwin M. J., Bothun G. D., 1996, *ApJS*, 105, 209  
 Javanmardi B. et al., 2016, *A&A*, 588, A89  
 Jester S. et al., 2005, *AJ*, 130, 873  
 Kauffmann G. et al., 2003, *MNRAS*, 341, 54  
 Kaviraj S., 2014, *MNRAS*, 440, 2944  
 Kennicutt, Jr. R. C. et al., 2003, *PASP*, 115, 928  
 Kim J.-h., Lee J., 2013, *MNRAS*, 432, 1701  
 Koda J., Yagi M., Yamanoi H., Komiyama Y., 2015, *ApJL*, 807, L2  
 Kreckel K., Peebles P. J. E., van Gorkom J. H., van de Weygaert R., van der Hulst J. M., 2011, *AJ*, 141, 204  
 Kuzio de Naray R., McGaugh S. S., de Blok W. J. G., 2004, *MNRAS*, 355, 887  
 Mapelli M., Moore B., 2008, *Astronomische Nachrichten*, 329, 948  
 Matthews L. D., van Driel W., Monnier-Ragaigne D., 2001, *A&A*, 365, 1  
 Mayer L., Wadsley J., 2004, *MNRAS*, 347, 277  
 McGaugh S. S., 1994, *ApJ*, 426, 135  
 McGaugh S. S., Schombert J. M., Bothun G. D., 1995, *AJ*, 109, 2019  
 Merritt A., van Dokkum P., Abraham R., 2014, *ApJL*, 787, L37  
 Mihos J. C., McGaugh S. S., de Blok W. J. G., 1997, *ApJL*, 477, L79  
 Minkowski R. L., Abell G. O., 1963, *The National Geographic Society-Palomar Observatory Sky Survey*. the University of Chicago Press, p. 481  
 Mishra A., Kantharia N. G., Das M., Omar A., Srivastava D. C., 2017, *MNRAS*, 464, 2741  
 Mishra A., Kantharia N. G., Das M., Srivastava D. C., Vogel S. N., 2015, *MNRAS*, 447, 3649  
 Nilson P., 1973, *Uppsala General Catalogue of Galaxies*, Nova Acta Regiae Soc. Sci. Upsaliensis Ser. V (UGC)  
 O'Neil K., 2004, *AJ*, 128, 2080  
 O'Neil K., Bothun G., van Driel W., Monnier Ragaigne D., 2004, *A&A*, 428, 823  
 O'Neil K., Bothun G. D., Schombert J., 2000, *AJ*, 119, 136  
 O'Neil K., Bothun G. D., Schombert J., Cornell M. E., Impey C. D., 1997, *AJ*, 114, 2448  
 O'Neil K., Hofner P., Schinnerer E., 2000, *ApJL*, 545, L99  
 Papastergis E., Cattaneo A., Huang S., Giovanelli R., Haynes M. P., 2012, *ApJ*, 759, 138  
 Park C., Choi Y.-Y., Vogeley M. S., Gott, III J. R., Blanton M. R., SDSS Collaboration, 2007, *ApJ*, 658, 898  
 Paturel G., Petit C., Prugniel P., Theureau G., Rousseau J., Brouty M., Dubois P., Cambrésy L., 2003a, *A&A*, 412, 45

- Paturol G., Theureau G., Bottinelli L., Gouguenheim L., Coudreau-Durand N., Hallet N., Petit C., 2003b, *A&A*, 412, 57
- Pfarr J., Maraston C., Tonini C., 2012, *MNRAS*, 422, 3285
- Pickering T. E., Impey C. D., van Gorkom J. H., Bothun G. D., 1997, *AJ*, 114, 1858
- Pustilnik S. A., Martin J.-M., Tepliakova A. L., Kniazev A. Y., 2011, *MNRAS*, 417, 1335
- Rahman N., Howell J. H., Helou G., Mazzarella J. M., Buckalew B., 2007, *ApJ*, 663, 908
- Ramya S., Prabhu T. P., Das M., 2011, *MNRAS*, 418, 789
- Reid I. N. et al., 1991, *PASP*, 103, 661
- Rodriguez-Gomez V. et al., 2016, *MNRAS*, 458, 2371
- Rosenbaum S. D., Krusch E., Bomans D. J., Dettmar R.-J., 2009, *A&A*, 504, 807
- Schlegel D. J., Finkbeiner D. P., Davis M., 1998, *ApJ*, 500, 525
- Schombert J., McGaugh S., 2015, *AJ*, 150, 72
- Schombert J., McGaugh S., Maciel T., 2013, *AJ*, 146, 41
- Schombert J. M., Bothun G. D., 1988, *AJ*, 95, 1389
- Schombert J. M., Bothun G. D., Schneider S. E., McGaugh S. S., 1992, *AJ*, 103, 1107
- Schombert J. M., McGaugh S. S., Eder J. A., 2001, *AJ*, 121, 2420
- Schommer R. A., Bothun G. D., 1983, *AJ*, 88, 577
- Shao X., Disseau K., Yang Y. B., Hammer F., Puech M., Rodrigues M., Liang Y. C., Deng L. C., 2015, *A&A*, 579, A57
- Sprayberry D., Impey C. D., Bothun G. D., Irwin M. J., 1995, *AJ*, 109, 558
- Sprayberry D., Impey C. D., Irwin M. J., 1996, *ApJ*, 463, 535
- Sprayberry D., Impey C. D., Irwin M. J., Bothun G. D., 1997, *ApJ*, 482, 104
- Subramanian S., Ramya S., Das M., George K., Sivarani T., Prabhu T. P., 2016, *MNRAS*, 455, 3148
- Trujillo I., Roman J., Filho M., Sánchez Almeida J., 2017, *ApJ*, 836, 191
- van den Hoek L. B., de Blok W. J. G., van der Hulst J. M., de Jong T., 2000, *A&A*, 357, 397
- van der Hulst J. M., Skillman E. D., Kennicutt R. C., Bothun G. D., 1987, *A&A*, 177, 63
- van Driel W. et al., 2016, *A&A*, 595, A118
- Wall J. V., 1996, *QJRAS*, 37, 519
- Williams R. P. et al., 2016, *MNRAS*, 463, 2746
- Wittmann C. et al., 2017, *MNRAS*, 470, 1512
- Wyder T. K. et al., 2009, *ApJ*, 696, 1834
- Wyder T. K. et al., 2007, *ApJS*, 173, 293
- York D. G. et al., 2000, *AJ*, 120, 1579
- Young J. E., Kuzio de Naray R., Wang S. X., 2015, *MNRAS*, 452, 2973
- Zaritsky D., Lorrimer S. J., 1993, in *Evolution of Galaxies and their Environment*, Shull J. M., Thronson H. A., eds., p. 82
- Zhong G. H., Liang Y. C., Hammer F., Chen X. Y., Deng L. C., Flores H., 2010, *A&A*, 520, A69
- Zhong G. H., Liang Y. C., Liu F. S., Hammer F., Hu J. Y., Chen X. Y., Deng L. C., Zhang B., 2008, *MNRAS*, 391, 986

Table 1: Global properties of the LSBGs in the initial sample of 897 galaxies—  
full version.

galaxy name	RA & DEC (J2000.0)	$D$ (Mpc)	morphology [NED]	class	HI flux (Jy km/s)	$\log(M_{\text{HI}})$ ( $M_{\odot}$ )	$M_r$ (mag)	$(g-r)$ (mag)	$\log(M_{\star})$ ( $M_{\odot}$ )	$I_{\text{so}}$	Flag*
1. With HI detections:											
LSBC F539-V01	00:11:29.00 +21:25:52.0	113.3	Sm	spiral	2.37	9.86	-18.52	0.34	8.75	1	good
LSBC F608-V01	00:12:48.25 +14:31:31.1	26.1	Sd	dwarf	3.47	8.75	-14.71	0.24	7.09	10	good
0012+0218	00:14:59.97 +02:34:48.3	256.3	dI	dwarf	0.69	10.03	-19.15	0.36	9.02	...	good
0014+0210	00:16:41.72 +02:27:34.4	59.1	Sm:	star	0.75	8.79	-15.62	1.34	8.91	1	not used
LSBC F608-01	00:17:15.90 +17:31:23.0	14.3	Im:	irregular	2.18	8.02	-13.99	0.92	7.71	15	not used
LSBC F473-V01	00:17:18.30 +26:51:41.0	127.3	Im	irregular	1.36	9.72	-18.57	0.33	8.76	1	good
LSBC F608-V02	00:23:06.06 +15:08:25.6	78.8	Sd	irregular	0.85	9.09	-17.05	0.50	8.37	10	good
LSBC F539-02	00:23:15.76 +20:15:59.1	81.7	Im:	spiral	1.56	9.39	-19.56	0.42	9.27	11	good
LSBC F473-01	00:25:56.90 +23:55:24.0	80.5	Im	irregular	0.95	9.16	-17.83	0.40	8.56	3	good
LSBC F473-V02	00:26:21.00 +24:38:35.0	51.1	Irr	irregular	1.40	8.93	-16.40	1.31	9.18	2	good
0023+0044	00:26:24.98 +01:01:12.0	75.7	Sd	spiral	1.51	9.31	-19.04	0.49	9.16	3	good
0025+0221	00:27:46.98 +02:38:23.5	58.1	dI	dwarf	0.49	8.59	-16.81	0.14	7.81	13	good
0029+0037	00:31:43.27 +00:54:02.6	76.6		spiral	1.09	9.18	-18.47	0.36	8.75	3	good
0029+0226	00:31:45.35 +02:42:53.3	34.0	dI	dwarf	1.11	8.48	-14.38	-0.50	5.87	2	bad
LSBC F473-V03	00:34:46.10 +22:46:46.0	83.4	Sm	spiral	1.19	9.29	-17.66	0.55	8.68	1	good
0049+0105	00:52:01.86 +01:21:42.9	184.0	Sm	spiral	1.15	9.96	-18.61	0.41	8.87	...	good
0051-0227	00:54:21.40 -02:11:45.1	77.7	Sd pec sp	spiral	2.65	9.58	-17.69	0.30	8.36	1	good
LSBC F682-V01	00:56:41.10 +10:20:23.0	148.6	Sc	spiral	1.35	9.85	-19.58	0.26	9.07	1	good
LSBC F682-01	00:57:31.89 +10:21:48.2	39.4	Sm	spiral	2.53	8.97	-16.03	0.24	7.62	1	good
0056+0044	00:58:55.46 +01:00:17.7	76.5	Irr	irregular	3.38	9.67	-17.90	0.13	8.22	7	good
0056+0020	00:58:55.89 +00:36:27.9	77.6	dI	dwarf	2.38	9.53	-17.04	0.14	7.90	7	good
LSBC F682-V02	01:01:51.57 +10:16:21.8	163.2	Sm	spiral	0.75	9.67	-19.71	0.43	9.35	...	good
0103+0030	01:06:07.17 +00:46:33.7	74.3	Sd	spiral	1.40	9.26	-17.99	0.38	8.59	5	good
0108+0242	01:11:21.26 +02:58:22.8	143.3	Sc	spiral	1.30	9.80	-19.98	0.32	9.30	1	good
0110+0046	01:12:50.69 +01:02:48.8	15.8	dI	dwarf	6.23	8.56	-13.65	-0.10	6.10	9	not used
0110+0034	01:13:10.02 +00:50:12.1	139.8		spiral	0.92	9.63	-18.85	0.36	8.91	2	good
LSBC F611-03	01:13:20.17 +14:43:39.8	186.0	Sc(r)/LSB disk	spiral	1.75	10.15	-20.52	0.78	10.12	...	good
0111+0036	01:13:39.40 +00:52:27.9	16.6	dI	dwarf	4.80	8.49	-14.83	0.08	6.72	8	good
0111-0019	01:14:31.62 -00:04:02.5	73.6	dEn	dwarf	0.53	8.83	-17.29	0.44	8.39	12	good
0114+0056	01:16:35.88 +01:12:08.1	72.7	Sd	spiral	1.06	9.12	-17.92	0.44	8.65	4	good
0114+0204	01:16:48.84 +02:20:42.6	140.1	dI	spiral	1.36	9.80	-19.33	0.53	9.33	2	good
0116-0158	01:19:28.98 -01:42:06.0	68.3	SB(s)m	spiral	3.51	9.59	-18.08	0.20	8.39	2	good
LSBC F611-01	01:19:47.37 +16:47:24.6	30.9	dI/Im	dwarf	1.45	8.51	-15.80	0.21	7.49	9	good
0117+0027	01:19:58.70 +00:43:20.3	62.8	Sd	dwarf	0.92	8.93	-17.31	0.26	8.16	1	good
LSBC F683-V01	01:19:59.50 +08:51:54.0	137.9	Sm	spiral	1.24	9.75	-18.35	0.38	8.73	...	good
0117-0013	01:20:23.42 +00:01:49.1	52.0	S	irregular	0.65	8.62	-15.46	0.55	7.80	3	good
0118-0004	01:21:13.16 +00:11:13.5	54.8	Sdm	spiral	2.43	9.24	-16.70	0.32	7.99	7	good
LSBC F683-V02	01:22:05.73 +09:25:16.6	81.1	Im	position is off	0.31	8.68	-16.26	0.24	7.72	3	not used
LSBC F683-V04	01:22:39.70 +09:08:58.0	194.8	Sm/Im	spiral	0.76	9.83	-19.71	0.10	8.91	...	good

Table 1: – *continued.*

galaxy name	RA & DEC (J2000.0)	$D$ (Mpc)	morphology [NED]	class	HI flux (Jy km/s)	$\log(M_{\text{HI}})$ ( $M_{\odot}$ )	$M_r$ (mag)	$(g-r)$ (mag)	$\log(M_{\star})$ ( $M_{\odot}$ )	$I_{\text{so}}$	Flag*
LSBC F683-V06	01:23:05.30 +09:20:35.0	72.7	Sd	spiral	1.04	9.11	-16.91	0.18	7.90	2	good
LSBC F683-V07	01:25:06.11 +10:00:24.0	...	Sm	no SDSS galaxy	1.54	...	...	...	...	...	not used
0123+0055	01:25:39.73 +01:10:41.1	83.6	Sb	spiral	3.11	9.71	-19.94	0.47	9.49	11	good
LSBC F683-V08	01:25:47.30 +09:35:01.0	209.7	Sb	spiral	1.28	10.12	-20.16	0.51	9.62	...	good
0123+0017	01:26:29.28 +00:32:55.5	77.8	Im:	irregular	0.46	8.82	-17.97	0.36	8.56	7	good
LSBC F611-V03	01:27:56.87 +14:30:07.5	91.5	SBm	irregular	1.51	9.48	-16.52	0.61	8.30	5	good
LSBC F612-01	01:30:15.42 +14:40:39.2	34.9	Sm	dwarf	5.55	9.20	-16.14	0.26	7.69	6	good
0127+0234	01:30:29.05 +02:49:55.3	30.2	S	irregular	0.55	8.07	-15.79	0.15	7.41	14	good
LSBC F683-V10	01:30:31.90 +11:29:25.0	13.9	dI	dwarf	1.26	7.76	-13.82	0.26	6.76	10	not used
0128+0036	01:30:35.79 +00:51:28.2	115.3	Sb	spiral	1.16	9.56	-17.79	0.35	8.47	2	good
0132+0146	01:35:31.54 +02:01:53.7	37.3	Sdm	irregular	1.93	8.80	-17.12	0.37	8.23	2	good
LSBC F612-V01	01:37:25.41 +14:39:47.2	37.0	Irr	irregular	1.96	8.80	-16.53	0.04	7.44	4	good
LSBC F612-V02	01:38:19.63 +15:24:02.7	307.5	S/Malin-like	spiral	1.04	10.36	-22.46	0.68	10.78	...	good
LSBC F612-V03	01:41:22.40 +17:29:49.0	71.5	dI/Im	dwarf	0.87	9.02	-16.82	0.24	7.94	2	good
0139+0240	01:42:34.06 +02:55:46.0	25.2	dI	dwarf	8.53	9.11	-15.18	0.45	7.55	7	good
0142-0033	01:45:03.28 -00:18:00.0	77.2	dIn	spiral	1.62	9.36	-19.02	0.43	9.08	3	good
0143+0200	01:46:34.67 +02:15:26.0	25.5	Sm	dwarf	0.67	8.01	-14.50	0.27	7.04	4	good
LSBC F613-V04	01:50:03.60 +16:26:21.0	71.1	Scd:	spiral	2.62	9.49	-18.21	0.41	8.72	4	good
0147+0203	01:50:10.72 +02:18:37.2	24.2	dIn	spiral	3.49	8.68	-17.36	0.30	8.23	5	good
LSBC F613-V05	01:53:57.00 +13:28:03.5	88.6	Sm	spiral	1.61	9.47	-17.07	0.55	8.45	6	bad
LSBC F477-V02	01:54:30.70 +22:52:14.0	72.0	dI	dwarf	1.08	9.12	-17.53	0.36	8.38	3	good
LSBC F477-01	01:54:34.15 +23:12:17.4	68.3	Im	irregular	2.30	9.40	-15.16	0.41	7.50	3	good
LSBC F477-V01	01:59:19.30 +27:00:44.0	75.8	dI	dwarf	1.13	9.19	-17.73	0.76	8.99	7	good
LSBC F544-01	02:01:20.90 +19:58:51.0	33.4	Sb	dwarf	4.79	9.10	-16.49	0.26	7.83	7	good
LSBC F544-02	02:07:50.80 +18:59:01.0	62.4	Sm	spiral	4.17	9.58	-17.68	0.27	8.31	1	good
LSBC F544-V01	02:12:27.60 +18:29:24.0	75.9	Sm:	spiral	1.27	9.24	-17.21	1.35	9.55	1	good
0212-0031	02:15:31.96 -00:17:27.4	110.2	Sc	spiral	1.08	9.49	-18.79	0.34	8.86	3	good
LSBC F614-01	02:15:43.81 +17:03:30.8	117.7	Sm	irregular	1.53	9.70	-18.59	0.52	9.02	2	good
0217+0031	02:20:00.98 +00:45:24.2	239.9	dI	no SDSS galaxy	0.27	9.57	...	...	...	10	bad
LSBC F614-V02	02:21:45.70 +16:28:14.0	56.6	dI	dwarf	0.56	8.62	...	...	...	8	bad
LSBC F614-V03	02:22:40.60 +17:13:34.0	57.8	dI	dwarf	1.53	9.08	...	...	...	8	bad
0221+0034	02:24:23.80 +00:48:15.0	128.5	Sd	no SDSS galaxy	0.46	9.25	...	...	...	...	not used
0223-0033	02:26:06.71 -00:19:55.0	91.7	SB(rs)bc	spiral	5.65	10.05	-21.88	0.95	10.90	5	good
0224+0238	02:26:47.06 +02:51:55.0	411.1	dI	no SDSS galaxy	0.16	9.81	...	...	...	...	not used
0225-0134	02:28:12.38 -01:20:56.3	25.3	SB(s)dm:	spiral	2.29	8.54	-18.55	0.44	8.90	11	good
0225-0049	02:28:18.80 -00:36:30.1	20.9	IAB(s)m:	irregular	0.50	7.71	-14.96	1.02	8.22	15	good
0227+0009	02:29:33.89 +00:22:23.2	91.8	Sc	spiral	0.64	9.11	-17.79	0.44	8.59	8	bad
0227+0040	02:29:35.33 +00:54:14.9	121.5	dI	no SDSS galaxy	0.97	9.53	...	...	...	...	not used
0229+0255	02:32:12.92 +03:08:35.7	59.0	dEn	dwarf	1.93	9.20	-16.27	0.20	7.66	1	good
LSBC F415-03	02:32:45.24 +28:50:26.9	14.1	Im	irregular	11.0	8.71	...	...	...	14	bad
LSBC F687-01	02:40:24.53 +10:56:44.4	52.3	Sm:	spiral	2.99	9.29	...	...	...	3	bad
LSBC F687-V01	02:40:38.30 +08:54:43.0	82.1	SBm	...	0.51	8.91	...	...	...	10	not used



Table 1: – *continued.*

galaxy name	RA & DEC (J2000.0)	$D$ (Mpc)	morphology [NED]	class	HI flux (Jy km/s)	$\log(M_{\text{HI}})$ ( $M_{\odot}$ )	$M_{\text{r}}$ (mag)	$(g-r)$ (mag)	$\log(M_{\star})$ ( $M_{\odot}$ )	$I_{\text{so}}$	Flag*
LSBC F615-01	02:43:25.50 +16:44:00.0	11.7	dI	dwarf	2.94	7.98	...	...	...	7	bad
LSBC F687-02	02:46:06.40 +08:26:20.0	109.1	S(r)/Malin-like	spiral	1.67	9.67	...	...	...	2	bad
0244-0039	02:46:52.88 –00:27:16.9	93.6	Sm	too bright	0.29	8.77	–17.24	0.07	7.87	7	not used
LSBC F615-02	02:47:01.01 +14:52:43.7	106.3	Sc(r)/LSB arms	spiral	1.32	9.55	...	...	...	3	bad
0246-0033	02:48:52.73 –00:21:03.5	38.3	dI	irregular	1.52	8.72	–16.37	–0.20	7.17	5	good
0246+0145	02:49:08.25 +01:57:55.9	41.9	dIn	dwarf	2.28	8.97	–16.32	0.60	8.22	1	good
LSBC F480-V01	02:49:51.80 +26:39:32.0	101.7	Sm/Im	spiral	1.12	9.44	...	...	...	2	bad
LSBC F480-01	02:51:23.10 +26:34:58.0	106.9	Sd	spiral	3.19	9.93	...	...	...	2	bad
0249+0146	02:52:20.04 +01:58:34.9	61.3	dI	dwarf	0.85	8.88	–17.56	0.65	8.78	2	good
LSBC F480-V03	02:54:42.40 +23:22:41.0	86.7	SBm	spiral	1.76	9.49	...	...	...	1	bad
LSBC F480-V04	03:02:54.43 +26:00:24.3	151.7	Sb	spiral	1.73	9.97	...	...	...	...	bad
LSBC F480-V07	03:08:21.80 +27:16:08.6	154.6	S/Irr	no SDSS galaxy	1.16	9.81	...	...	...	...	not used
0314+0005	03:17:06.12 +00:16:52.1	116.0	dI	dwarf	0.64	9.31	–15.31	0.54	7.72	1	bad
0319+0015	03:21:48.18 +00:25:43.2	93.5	dIn	dwarf	0.84	9.24	–17.13	0.50	8.41	7	good
0332+0058	03:35:08.32 +01:08:34.5	99.6	Sc	spiral	1.38	9.51	–17.04	0.41	8.25	2	good
0339-0209	03:41:44.45 –02:00:08.8	48.9	Sc	spiral	7.54	9.63	...	...	...	1	bad
0343+0200	03:45:45.41 +02:09:51.2	60.8	Sm	spiral	3.32	9.46	...	...	...	1	bad
LSBC F549-V01	03:46:58.40 +21:20:14.0	82.5	Sm	spiral	1.82	9.46	...	...	...	1	bad
0346+0101	03:48:59.72 +01:10:17.0	59.2	SAB(s)dm	spiral	4.69	9.59	–18.45	0.32	8.70	3	bad
0349-0139	03:52:14.11 –01:30:29.4	71.1	Sb	spiral	5.50	9.82	...	...	...	2	bad
0352+0152	03:55:37.7 +02:02:49.0	158.2	...	...	1.53	9.96	...	...	...	...	not used
0357+0036	04:00:10.62 +00:44:38.3	50.6	SAB(s)dm:	spiral	8.70	9.72	–18.88	0.30	8.83	2	good
0358-0051	04:01:02.51 –00:43:03.7	60.9	SB(rs)dm?	spiral	4.66	9.61	–21.21	0.40	9.91	3	good
LSBC F549-01	04:02:13.70 +21:51:34.0	93.7	Sm	spiral	2.83	9.77	...	...	...	8	bad
0400+0149	04:02:48.19 +01:57:57.7	54.4	SB(s)d	spiral	9.42	9.82	...	...	...	1	bad
LSBC F549-V02	04:04:32.60 +21:22:44.0	91.5	Im	irregular	1.64	9.51	...	...	...	5	bad
0405+0259	04:08:35.09 +03:07:22.3	104.6	Sm	spiral	4.81	10.09	...	...	...	1	bad
0411+0243	04:14:28.20 +02:50:41	49.2	...	...	0.90	8.71	...	...	...	12	not used
UGC 3616	06:57:52.35 +22:51:52.6	79.7	Sd:	spiral	4.24	9.80	...	...	...	1	bad
UGC 3658	07:04:40.10 +17:35:00.0	16.8	Im:	irregular	5.81	8.59	...	...	...	2	bad
NGC 2342	07:09:18.08 +20:38:09.5	75.4	S pec	spiral	8.81	10.07	...	...	...	2	bad
LSBC F560-05	07:39:55.98 +17:15:09.9	186.7	Sd	spiral	1.57	10.11	–22.12	1.17	11.29	...	bad
LSBC F560-01	07:43:30.38 +22:55:49.9	103.7	Sc	spiral	3.71	9.97	–20.68	0.72	10.11	1	good
LSBC F561-01	08:09:41.32 +22:33:37.0	68.7	Sm	spiral	0.96	9.03	–18.36	0.31	8.64	9	good
LSBC F561-02	08:15:21.34 +21:33:29.4	61.0	Scd	spiral	1.19	9.02	–19.08	0.70	9.45	12	good
LSBC F495-01	08:16:45.22 +23:21:59.7	61.0	S/Malin-like	spiral	1.66	9.16	–17.57	0.26	8.26	17	good
LSBC F704-01	08:23:30.66 +10:02:43.9	60.5	SBm(r)	spiral	2.92	9.40	–18.02	1.08	9.52	1	bad
LSBC F704-V01	08:24:51.70 +09:13:29.0	86.0	S/Malin-like	spiral	2.27	9.60	–18.60	0.68	9.23	3	good
LSBC F495-V01	08:28:18.10 +25:47:18.1	32.4	dI	dwarf	0.55	8.13	–14.08	0.86	7.66	16	good
LSBC F495-02	08:29:08.30 +26:52:05.0	30.9	Sd	dwarf	1.80	8.61	–16.72	1.00	8.90	18	good
LSBC F562-V02	08:32:40.35 +19:30:41.1	90.9	S	spiral	2.49	9.68	–19.62	0.33	9.17	3	good
LSBC F562-V01	08:36:50.50 +19:40:06.0	66.4	Irr	irregular	2.64	9.44	–18.20	0.46	8.77	7	good

Table 1: – *continued.*

galaxy name	RA & DEC (J2000.0)	$D$ (Mpc)	morphology [NED]	class	HI flux (Jy km/s)	$\log(M_{\text{HI}})$ ( $M_{\odot}$ )	$M_r$ (mag)	$(g-r)$ (mag)	$\log(M_{\star})$ ( $M_{\odot}$ )	$I_{\text{so}}$	Flag*
LSBC F563-V01	08:46:37.90 +18:53:23.7	55.6	dI	dwarf	0.95	8.84	−16.78	0.15	7.80	22	good
IC 2409	08:48:24.66 +18:19:52.1	90.4	SAB(s)a	spiral	5.44	10.02	−21.51	0.54	10.21	4	good
LSBC F633-01	08:48:27.78 +16:11:31.7	84.4	Sc	spiral	1.69	9.45	−17.80	0.33	8.46	3	good
LSBC F563-V02	08:53:03.83 +18:26:09.4	61.6	Irr	irregular	3.66	9.51	−17.92	0.38	8.55	14	good
IC 2423	08:54:47.08 +20:13:13.0	130.0	SAB(s)b	spiral	2.35	9.97	−22.16	0.58	10.52	8	good
UGC 4669	08:55:06.87 +18:56:04.3	58.5	Sdm:	spiral	3.06	9.39	−18.54	−0.10	8.12	13	good
LSBC F563-01	08:55:07.20 +19:45:02.4	50.0	Sm/Irr	interacting	5.81	9.53	−17.22	0.34	8.23	6	not used
LSBC F564-V03	09:02:53.80 +20:04:32.0	6.9	dI	dwarf	1.89	7.33	−12.63	0.34	6.39	...	not used
NGC 2744	09:04:38.90 +18:27:37.0	48.9	SB(s)ab: pec	merger	7.88	9.65	−20.46	0.57	9.83	12	not used
LSBC F564-V02	09:05:22.00 +21:37:23.0	43.9	dI	dwarf	3.13	9.15	−17.34	0.39	8.35	11	good
LSBC F564-02	09:06:04.06 +17:02:21.9	242.4	Sc(r)/LSB arms	spiral	1.84	10.41	−21.70	0.45	10.16	...	good
LSBC F564-V01	09:08:11.70 +22:00:06.0	147.4		...	1.35	9.84	−21.78	0.73	10.56	9	not used
NGC 2764	09:08:17.47 +21:26:36.0	38.7	S0:	lenticular	5.58	9.29	−20.39	0.61	9.86	13	good
LSBC F564-01	09:10:29.40 +20:33:53.0	121.6		...	1.63	9.75	−20.57	0.78	10.15	6	not used
LSBC F634-V02	09:11:06.12 +13:07:17.9	127.1	S/Malin-like	spiral	3.14	10.08	−19.99	0.42	9.44	3	good
IC 2454	09:16:01.77 +17:49:14.5	123.2	Sa?	spiral	0.90	9.51	−21.90	0.56	10.39	38	bad
LSBC F635-V01	09:16:55.60 +14:42:52.0	53.9	Im	irregular	1.39	8.98	−16.44	0.31	7.87	4	good
0915+0115	09:17:45.30 +01:03:19.5	116.9	Sc	spiral	0.47	9.18	−19.61	0.35	9.20	2	good
LSBC F565-V01	09:19:30.36 +21:36:12.4	7.1	dI	dwarf	0.30	6.55	−12.69	0.30	6.37	...	not used
0917-0022	09:19:55.18 −00:35:28.8	123.5	Sm	spiral	0.74	9.42	−19.22	0.12	8.74	2	good
0918+0147	09:21:33.48 +01:35:04.6	71.1	Irr	irregular	0.64	8.88	−16.94	1.01	9.01	14	good
LSBC F565-01	09:22:35.50 +20:51:06.4	134.7	Sc	spiral	1.82	9.89	−20.54	0.61	9.92	4	good
0921+0258	09:23:46.37 +02:45:10.7	72.3	Sm	spiral	1.14	9.15	−18.32	0.30	8.61	5	good
UGC 5005	09:24:29.38 +22:16:29.3	54.7	Im	irregular	6.40	9.66	−17.81	0.06	8.10	1	good
UGC 5009	09:24:44.64 +20:01:45.2	61.1	Scd:	spiral	3.01	9.42	−19.35	0.51	9.31	2	good
0922+0233	09:25:34.73 +02:20:31.1	103.2	Sm	dwarf	0.69	9.24	−17.53	0.55	8.63	7	good
UGC 5035	09:27:10.18 +21:35:38.1	158.4	(R)SB(s)a	spiral	1.69	10.00	−22.02	0.76	10.71	...	good
LSBC F565-V04	09:30:12.80 +19:59:26.0	8.0	dE:	dwarf	0.80	7.08	−13.09	0.27	6.50	...	not used
0929+0246	09:32:23.08 +02:32:52.1	74.6	dIn	dwarf	1.62	9.33	−17.65	0.28	8.32	2	good
LSBC F565-V03	09:32:48.82 +21:27:56.3	6.4	Im:	dwarf	5.01	7.68	...	...	...	...	bad
0931+0036	09:34:04.13 +00:23:01.1	100.4	Sm	spiral	0.55	9.12	−18.14	0.59	8.93	1	good
LSBC F636-01	09:35:14.43 +17:06:56.6	61.5	Sm	spiral	2.61	9.37	−16.88	0.74	8.62	3	good
LSBC F565-V02	09:37:29.88 +21:45:40.4	52.6	dI	dwarf	1.04	8.83	−15.37	0.09	7.16	6	good
0949+0036	09:51:38.82 +00:22:11.3	27.1	Im	irregular	0.80	8.14	−15.09	0.25	7.26	19	good
LSBC F709-01	09:52:58.83 +08:01:44.4	37.7	Sd	irregular	3.81	9.11	−16.28	0.47	8.02	5	good
0951+0214	09:53:59.15 +02:00:17.4	25.1	dI	dwarf	0.49	7.86	−14.17	0.16	6.78	29	good
0951+0146	09:54:04.50 +01:32:25.7	19.6	dI	irregular	0.93	7.93	−12.71	0.90	7.16	26	not used
0955+0155	09:58:28.85 +01:41:40.8	25.9	dI	dwarf	5.31	8.93	−15.02	0.97	8.18	20	good
0956+0235	09:58:46.84 +02:20:51.4	24.7	dI	dwarf	0.87	8.10	−14.74	0.35	7.25	26	good
LSBC F637-03	10:00:50.96 +17:24:35.3	151.2	Sb(r)	spiral	3.46	10.27	−19.30	−0.50	7.83	...	bad
UGC 5401	10:02:31.34 +19:01:58.5	28.6	Im:	irregular	3.73	8.86	−16.69	0.25	7.90	3	good
1003+0151	10:05:43.16 +01:36:54.7	681.6	Scd	high redshift	0.97	11.03	−21.33	0.82	10.51	...	not used

Table 1: – *continued.*

galaxy name	RA & DEC (J2000.0)	$D$ (Mpc)	morphology [NED]	class	HI flux (Jy km/s)	$\log(M_{\text{HI}})$ ( $M_{\odot}$ )	$M_{\text{r}}$ (mag)	$(g-r)$ (mag)	$\log(M_{\star})$ ( $M_{\odot}$ )	$I_{\text{so}}$	Flag*
1013+0256	10:15:50.65 +02:41:39.5	18.5	Sc	dwarf	8.03	8.81	−14.23	0.68	7.48	15	good
LSBC F567-02	10:17:56.30 +21:03:41.0	81.1	Sm	position is off	1.15	9.25					not used
1015+0148	10:18:02.51 +01:33:43.2	195.1	Sm	spiral	0.77	9.84	−19.76	0.36	9.27	...	good
LSBC F638-01	10:18:23.53 +13:16:42.1	78.2	Sc	spiral	2.26	9.51	−19.00	0.35	8.95	6	good
1016+0229	10:18:53.84 +02:14:37.1	195.9	interacting	spiral	0.30	9.44	−20.21	0.24	9.29	...	bad
LSBC F567-01	10:19:01.50 +21:17:01.3	15.5	E/p	dwarf	1.24	7.85	−16.27	0.27	7.76	49	good
1017+0145	10:20:11.34 +01:30:46.0	193.7	Sm	spiral	0.86	9.88	−18.80	0.36	8.89	...	good
LSBC F638-02	10:21:52.96 +13:56:16.2	122.3	Sb-p-	spiral	1.10	9.59	−20.89	0.68	10.15	1	good
NGC 3227	10:23:30.58 +19:51:54.2	16.5	SAB(s) pec	spiral	12.2	8.90	−18.95	0.24	8.78	43	bad
UGC 5629	10:24:13.09 +21:02:59.0	17.7	Sm:	dwarf	3.08	8.36	−16.66	0.60	8.34	46	good
LSBC F568-01	10:26:06.36 +22:26:00.9	93.2	Sc	spiral	1.85	9.58	−18.85	0.47	9.05	2	good
LSBC F568-03	10:27:20.23 +22:14:24.4	84.4	Sd	spiral	1.80	9.48	−18.85	0.40	8.96	3	good
LSBC F568-09	10:28:12.02 +18:36:23.5	115.2	SBC-p-	spiral	1.60	9.70	−21.17	0.66	10.23	5	bad
UGC 5675	10:28:30.00 +19:33:44.6	15.7	Sm:	dwarf	3.47	8.31	−15.16	0.03	7.00	41	good
LSBC F568-07	10:29:53.72 +20:48:05.3	42.5	Sc/p	spiral	3.22	9.14	−17.40	0.32	8.28	1	good
LSBC F568-05	10:30:36.71 +21:51:18.0	94.0	Sb-p-	spiral	0.98	9.31	−20.09	0.50	9.59	7	good
UGC 5709	10:31:16.24 +19:22:58.8	88.7	Sd:	spiral	3.26	9.78	−19.62	0.44	9.32	1	good
LSBC F638-03	10:32:30.98 +14:39:02.1	45.1	Sm	spiral	2.10	9.00	−16.47	0.33	7.91	6	good
1030+0141	10:33:21.66 +01:25:48.1	124.7	dE	dwarf	1.14	9.62	−19.90	0.39	9.36	3	good
LSBC F568-08	10:34:08.68 +19:42:15.5	145.9	Sb	spiral	3.40	10.23	−21.88	0.81	10.72	3	good
LSBC F638-04	10:34:43.75 +16:13:42.5	83.7	Sm:	irregular	1.23	9.31	−17.90	0.59	8.83	11	good
1032-0121	10:35:23.17 −01:37:11.3	102.3	Irr	irregular	0.91	9.35	−18.60	0.35	8.79	2	bad
UGC 5750	10:35:45.12 +20:59:24.9	59.5	SBdm:	spiral	2.48	9.31	−17.94	0.30	8.47	3	good
NGC 3303	10:36:59.80 +18:08:12.0	89.7	Pec	...	2.78	9.72	−21.45	0.86	10.61	5	not used
UGC 5769	10:37:02.75 +20:25:53.2	185.2		spiral	2.52	10.31	−19.68	0.98	10.06	...	good
1035+0238	10:37:52.50 +02:23:20.4	80.5	Irr	irregular	0.51	8.89	−16.96	−0.10	7.54	2	good
1035+0014	10:38:25.51 −00:01:04.3	82.0	SBC	spiral	1.42	9.35	−18.50	0.18	8.53	17	good
1036+0207	10:39:16.99 +01:51:40.3	120.1	Irr	spiral	0.69	9.37	−18.04	0.52	8.79	1	good
LSBC F568-06	10:39:52.48 +20:50:49.4	197.6	Sd/p GLSBG	spiral	4.02	10.57	−22.14	0.86	10.88	...	good
1041-0041	10:44:05.87 −00:57:44.5	113.6	Sc	spiral	1.40	9.63	−18.60	0.48	8.96	6	good
1042+0231	10:44:40.07 +02:15:32.3	81.0	Sd	dwarf	1.54	9.38	−17.26	0.29	8.18	7	good
1042+0154	10:45:01.18 +01:38:55.4	121.0	Sm	spiral	0.75	9.41	−19.15	0.82	9.63	1	good
LSBC F568-V01	10:45:02.07 +22:03:15.7	82.4	Sd	spiral	3.65	9.77	−18.54	0.57	9.06	13	bad
1042+0214	10:45:22.21 +01:59:07.2	81.7	dE	dwarf	0.60	8.98	−17.32	0.37	8.30	6	good
1043+0221	10:45:49.59 +02:05:23.4	80.9	Sm	irregular	0.40	8.79	−17.46	0.34	8.33	6	good
1043+0250	10:45:56.49 +02:35:12.0	82.0	dI	dwarf	0.42	8.82	−15.32	0.97	8.30	5	good
1043+0202	10:46:34.31 +01:46:27.9	93.9	dIn	dwarf	1.08	9.35	−18.13	0.42	8.70	1	good
1047+0131	10:50:08.92 +01:15:53.3	22.9	dI	dwarf	0.70	7.94	−15.25	0.38	7.49	5	bad
1050+0245	10:53:03.03 +02:29:37.4	15.0	dIn	dwarf	6.33	8.53	−14.02	0.14	6.37	14	good
1051+0227	10:54:21.65 +02:11:36.5	112.0	Irr	irregular	0.96	9.45	−17.98	0.23	8.38	1	good
LSBC F640-V01	10:56:13.91 +12:00:40.7	14.1	Im/Sm	irregular	1.54	7.86	−14.55	0.03	6.75	84	good
LSBC F640-V02	10:57:38.15 +13:58:44.5	17.4	Irr	irregular	2.83	8.30	−14.20	0.16	6.78	74	good

Table 1: – *continued.*

galaxy name	RA & DEC (J2000.0)	$D$ (Mpc)	morphology [NED]	class	HI flux (Jy km/s)	$\log(M_{\text{HI}})$ ( $M_{\odot}$ )	$M_{\text{r}}$ (mag)	$(g-r)$ (mag)	$\log(M_{\star})$ ( $M_{\odot}$ )	$I_{\text{so}}$	Flag*
LSBC F640-01	10:58:52.40 +14:07:47.0	9.8	S/Malin-like	irregular	0.38	6.93	-13.48	0.38	6.79	...	not used
1100+0200	11:02:38.70 +01:44:46.6	166.3	Sc	spiral	0.58	9.58	-19.01	0.26	8.84	...	good
LSBC F640-02	11:03:26.35 +16:00:58.2	17.6	S/smooth	dwarf	0.89	7.81	-15.20	0.57	7.72	40	good
1101+0211	11:04:19.74 +01:55:12.6	108.3	dI	dwarf	0.53	9.17	-16.24	0.04	7.44	2	good
1102+0019	11:04:40.08 +00:03:29.6	11.6	dE	dwarf	0.06	6.27	-13.19	-0.20	6.74	15	not used
1103-0135	11:05:34.59 -01:51:47.6	10.6	Im	irregular	3.01	7.90	-14.27	0.36	7.07	12	good
1103+0010	11:05:40.99 -00:06:01.8	48.0	dIn	dwarf	9.88	9.73	-16.40	0.10	7.59	2	good
1103+0007	11:05:46.62 -00:08:13.6	134.2	dIn	spiral	1.37	9.76	-19.74	0.30	9.19	6	good
UGC 6151	11:05:56.29 +19:49:34.6	19.1	Sm:	dwarf	5.11	8.64	-16.81	0.29	7.99	25	good
1104-0002	11:06:55.16 -00:18:46.1	134.0	Sm	spiral	0.92	9.59	-19.29	0.33	9.04	5	good
UGC 6181	11:07:46.70 +19:32:57.4	16.7	Im:	irregular	3.43	8.35	-15.63	-0.20	6.84	55	good
1108+0128	11:10:50.11 +01:12:32.3	162.4	Irr	spiral	1.89	10.07	-20.06	0.30	9.31	...	good
1108+0121	11:10:54.95 +01:05:35.1	14.2	dIn	dwarf	5.08	8.38	-15.36	0.22	7.32	17	good
LSBC F640-03	11:12:15.70 +16:45:15.0	17.2	dI/dE	dwarf	0.80	7.75	-13.70	0.77	7.38	66	not used
1110-0017	11:12:47.75 -00:34:06.9	121.7	Sm	irregular	1.11	9.59	-18.11	0.70	9.06	2	good
LSBC F570-07	11:18:21.40 +17:41:51.0	15.0	dI	dwarf	1.87	8.00	-14.19	0.30	6.96	81	good
1118+0217	11:20:55.22 +02:01:32.1	103.8	Scd	spiral	1.26	9.51	-18.18	0.56	8.90	2	good
NGC 3639	11:21:35.68 +18:27:30.9	77.7	S?	spiral	6.49	9.97	-21.11	0.60	10.13	3	good
1119+0241	11:21:45.87 +02:25:14.6	36.9	Sd	dwarf	3.53	9.05	-16.99	0.46	8.30	3	good
LSBC F570-03	11:22:58.87 +19:28:38.8	48.1	dI:	dwarf	1.58	8.94	-18.10	0.83	9.23	...	bad
LSBC F570-V01	11:22:59.32 +17:28:26.5	19.7	dI	dwarf	0.47	7.63	-14.66	0.61	7.56	50	good
1122+0126	11:24:37.70 +01:10:06.5	84.2	Sm	dwarf	0.54	8.96	-17.02	0.28	8.07	2	good
LSBC F570-05	11:25:17.69 +17:48:30.2	70.3	Sbc	spiral	4.52	9.72	-20.21	0.60	9.76	2	good
LSBC F571-V01	11:26:19.08 +18:50:09.3	81.7	Sd	spiral	0.91	9.16	-17.38	0.21	8.13	7	good
LSBC F571-04	11:26:19.09 +21:03:17.9	180.4	Scd	spiral	2.03	10.19	-20.77	0.46	9.81	...	good
1125+0025	11:28:29.57 +00:08:39.5	214.9	dEn	spiral	0.19	9.32	-20.18	0.44	9.55	...	good
LSBC F571-10	11:28:51.01 +18:17:03.3	18.6	dE:	dwarf	1.37	8.05	-14.41	0.36	7.14	57	good
IC 700	11:29:15.48 +20:35:05.7	21.0	S0?	lenticular	5.50	8.76	-17.19	0.25	8.09	14	good
UGC 6495	11:29:45.20 +22:07:35.6	92.9	SAB(s)b:	spiral	2.91	9.77	-20.91	0.47	9.88	7	good
LSBC F571-05	11:30:22.19 +20:35:08.0	60.8	Sm	spiral	2.46	9.33	-17.39	0.17	8.07	12	good
LSBC F571-06	11:31:00.68 +20:28:08.2	87.7	SB(rs)dm pec	spiral	3.20	9.76	-20.77	0.39	9.72	13	good
1129+0013	11:31:58.62 -00:03:01.2	170.0	SA(s)cd:	spiral	1.43	9.99	-20.79	0.42	9.77	...	bad
1130-0027	11:32:45.43 -00:44:27.8	95.7	SB(s)m	spiral	1.47	9.50	-19.33	0.40	9.15	2	good
LSBC F571-08	11:33:55.12 +19:21:36.1	53.3	Sc	spiral	2.36	9.20	-18.61	0.77	9.35	7	good
1132-0028	11:34:57.11 -00:45:14.6	83.0	Sm	spiral	1.16	9.27	-18.49	0.26	8.63	5	good
LSBC F571-V02	11:37:28.30 +18:24:34.4	13.7	dI/Sm:	dwarf	2.19	7.98	...	...	...	40	bad
UGC 6597	11:37:43.62 +22:00:35.4	128.9	SB(r)b	spiral	0.85	9.52	-21.94	0.67	10.55	19	bad
UGC 6614	11:39:14.87 +17:08:37.2	90.7	(R)SA(r)a GLSBG	spiral	7.24	10.15	-21.27	0.75	10.38	13	good
NGC 3801	11:40:16.94 +17:43:41.0	47.4	S0/a	lenticular	3.40	9.26	-21.31	0.93	10.64	36	good
NGC 3808	11:40:44.40 +22:26:16.0	101.6	DBL SYS	merger	2.54	9.79	-21.31	0.57	10.17	11	not used
NGC 3821	11:42:09.11 +20:18:56.4	82.3	(R)SAB(s)ab	spiral	0.85	9.13	-21.65	0.95	10.8	44	bad
NGC 3939	11:49:19.85 +74:18:07.9	97.3	S?	spiral	1.18	9.42	-21.64	0.62	10.37	1	good

Table 1: – *continued.*

galaxy name	RA & DEC (J2000.0)	$D$ (Mpc)	morphology [NED]	class	HI flux (Jy km/s)	$\log(M_{\text{HI}})$ ( $M_{\odot}$ )	$M_r$ (mag)	$(g-r)$ (mag)	$\log(M_{\star})$ ( $M_{\odot}$ )	$I_{\text{so}}$	Flag*
IC 742	11:51:02.25 +20:47:59.0	91.8	SBab	spiral	0.85	9.23	−20.98	0.88	10.44	44	good
UGC 6881	11:54:44.90 +20:03:23.3	8.7	Im:	irregular	2.76	7.69	−14.22	0.37	7.07	...	good
LSBC F572-02	11:55:44.76 +17:53:17.3	90.7	S0:	spiral	3.52	9.83	−20.33	0.46	9.63	3	good
1154+0203	11:57:22.22 +01:46:54.9	28.3	dI	dwarf	0.75	8.15	−14.94	0.13	7.04	6	good
1156+0254	11:58:54.00 +02:37:23.1	46.2	Sc	irregular	1.04	8.72	−16.63	0.32	7.97	3	good
UGC 6976	11:59:02.33 +21:48:29.6	92.1	S0:	lenticular	3.66	9.86	−21.77	0.70	10.53	10	good
1156-0218	11:59:10.28 −02:35:27.2	22.1	(R)SB(s)m:	irregular	4.63	8.73	−15.77	0.47	7.82	27	good
1204+0056	12:06:57.12 +00:39:46.5	24.8	Sm	dwarf	0.60	7.94	−14.44	0.35	7.13	15	good
LSBC F573-03	12:09:42.57 +20:02:51.6	35.6	dwarf	dwarf	1.40	8.62	−16.02	0.39	7.81	8	bad
1209+0305	12:12:25.59 +02:48:38.0	12.6	dIn	dwarf	7.12	8.43	−14.97	0.25	7.21	62	good
1210+0142	12:13:30.93 +01:25:39.4	41.8	dI	dwarf	0.61	8.40	−14.87	0.29	7.23	...	good
UGC 7237	12:14:01.19 +17:53:57.7	32.5	Sm	dwarf	2.91	8.86	−17.08	0.28	8.09	11	good
UGC 7270	12:15:34.39 +21:49:56.1	96.4	Sa	spiral	4.92	10.03	−21.48	0.88	10.64	12	good
1213+0221	12:15:45.66 +02:04:59.8	332.2	Sbc	spiral	0.47	10.09	−19.86	0.17	9.06	...	good
1213+0127	12:16:04.48 +01:10:49.5	214.9	(R')SB(s)b:	spiral	0.53	9.76	−21.70	0.57	10.32	...	good
LSBC F573-07	12:16:15.46 +17:48:04.4	126.9	Sc	spiral	0.81	9.49	−20.69	0.60	9.96	4	good
LSBC F573-04	12:18:15.22 +20:00:40.0	124.9	Sb	spiral	3.90	10.16	−20.89	0.50	9.91	10	good
LSBC F573-02	12:18:59.05 +21:18:21.3	125.1	Sc	spiral	1.34	9.69	−20.10	0.46	9.54	1	good
1216+0029	12:19:25.86 +00:12:45.1	12.3	dIn	dwarf	0.99	7.55	−14.26	0.26	6.94	46	good
1217+0103	12:20:33.75 +00:47:17.0	30.1	SB(s)d: sp	spiral	3.63	8.89	−18.04	0.43	8.68	17	good
1221+0001	12:23:42.16 −00:15:26.1	107.3	dEn	dwarf	0.46	9.09	−17.94	0.53	8.77	6	good
1221+0128	12:24:04.89 +01:11:23.3	102.0	Sm;WR	spiral	0.62	9.18	−20.35	0.55	9.76	4	good
1221+0020	12:24:30.87 +00:04:15.5	66.4	Irr	irregular	2.49	9.41	−17.50	0.34	8.35	1	good
1223-0101	12:26:12.03 −01:18:13.3	28.9	IBm pec:	irregular	6.70	9.12	−17.41	0.21	8.13	23	good
1223+0117	12:26:19.29 +01:01:10.6	21.0	Sm	dwarf	0.37	7.59	−15.36	0.34	7.49	56	good
1223-0058	12:26:22.71 −01:15:12.3	29.0	dIn	dwarf	5.82	9.06	−16.13	0.06	7.43	23	good
1225+0152	12:27:46.30 +01:36:00.5	18.5	dIn	dwarf	27.1	9.34	−12.71	0.05	5.92	72	not used
LSBC F573-01	12:28:04.81 +22:17:24.6	8.6	dI	dwarf	0.91	7.20	−13.27	0.10	6.34	...	not used
LSBC F574-03	12:28:08.67 +20:10:46.3	96.8	Sc	spiral	3.75	9.92	−20.25	0.51	9.66	2	bad
LSBC F574-05	12:28:36.15 +19:28:12.5	193.5	Sb/p	spiral	1.20	10.03	−22.32	0.72	10.77	...	good
1226+0022	12:29:03.86 +00:06:13.7	16.3	dE	dwarf	0.99	7.79	−15.48	0.43	7.65	56	good
1226+0119	12:29:21.64 +01:03:25.0	99.3	SB(rs)bc pec	spiral	2.25	9.72	−20.80	0.58	9.98	8	good
LSBC F573-09	12:30:05.18 +17:23:41.6	36.5	I?	irregular	3.66	9.06	−16.48	0.71	8.42	7	good
1227+0254	12:30:13.75 +02:37:28.9	23.3	SdmIII-IV	irregular	4.07	8.72	−15.41	−0.80	6.00	62	good
1228+0157	12:31:03.82 +01:40:32.5	15.8	IAB(s)m pec:	irregular	2.29	8.13	−15.68	0.30	7.56	144	good
1228+0116	12:31:16.69 +00:59:39.3	32.7	dI	dwarf	0.63	8.20	−15.13	0.40	7.47	13	good
IC 3473	12:32:19.12 +18:14:38.9	11.7	Sd:	...	0.28	6.95	−16.10	0.52	8.01	123	not used
LSBC F574-01	12:38:07.03 +22:18:49.2	98.4	Sd	irregular	1.75	9.60	−18.89	0.44	9.03	1	good
LSBC F574-11	12:38:20.95 +19:32:28.8	19.5	Sd/Irr	spiral	4.66	8.62	−16.08	0.24	7.64	21	good
LSBC F574-02	12:46:43.50 +21:49:52.0	90.3	Sm:	dwarf	0.97	9.27	−18.11	0.18	8.38	4	good
1247+0002	12:50:04.75 −00:13:57.7	10.8	dE	dwarf	0.09	6.40	−13.65	0.29	6.95	162	not used
LSBC F574-10	12:50:31.28 +17:28:15.9	12.1	Sd:	spiral	5.61	8.28	−14.42	0.27	7.02	61	good

Table 1: – *continued.*

galaxy name	RA & DEC (J2000.0)	$D$ (Mpc)	morphology [NED]	class	HI flux (Jy km/s)	$\log(M_{\text{HI}})$ ( $M_{\odot}$ )	$M_r$ (mag)	$(g-r)$ (mag)	$\log(M_{\star})$ ( $M_{\odot}$ )	$I_{\text{so}}$	Flag*
LSBC F575-02	12:51:46.10 +21:44:06.7	8.3	Sm/Irr:	dwarf	2.23	7.56	−13.96	0.25	6.80	...	not used
UGC 8011	12:52:21.03 +21:37:46.0	11.1	Im	irregular	6.55	8.28	−14.07	0.28	6.88	38	good
1249+0233	12:52:23.04 +02:17:16.6	98.7	dI	dwarf	0.35	8.91	−17.85	0.57	8.78	1	good
LSBC F646-01	12:52:59.08 +14:24:01.9	14.6	dwarf	dwarf	3.06	8.19	−14.24	0.33	7.02	66	good
1251+0122	12:54:32.32 +01:06:32.3	42.0	Sdm	dwarf	1.23	8.71	−15.63	0.30	7.54	7	good
1252+0214	12:54:57.64 +01:58:41.6	15.4	Irr	irregular	0.59	7.52	−13.86	1.28	8.12	157	not used
1252+0230	12:55:25.95 +02:13:52.4	205.5	Sc	spiral	1.58	10.20	−21.64	0.57	10.31	...	good
LSBC F575-03	12:55:41.04 +19:12:32.7	6.0	dI	dwarf	3.95	7.52	−12.46	−0.10	5.65	...	not used
1254+0117	12:57:00.32 +01:01:43.2	39.5	SBc	spiral	3.87	9.15	−17.75	0.22	8.28	6	good
1257+0219	12:59:58.12 +02:02:57.3	12.7	dIn	dwarf	1.08	7.61	−15.82	0.53	7.92	136	good
1258+0014	13:00:58.66 −00:01:39.4	16.9	SB(s)cd	spiral	10.8	8.86	−18.71	0.60	9.16	45	good
1300+0055	13:02:43.53 +00:39:49.8	174.5	Sc	spiral	0.43	9.49	−21.57	0.57	10.27	...	good
1300+0144	13:03:16.00 +01:28:07.0	175.2	Sc(f)	spiral	1.56	10.05	−21.17	0.70	10.29	...	good
1301+0218	13:03:44.22 +02:02:23.2	13.9	dE	dwarf	0.63	7.46	−14.84	0.49	7.47	51	good
LSBC F508-V01	13:04:34.06 +26:46:27.1	27.6	dI/Im	dwarf	3.40	8.79	−15.66	0.08	7.06	2	good
LSBC F646-03	13:09:53.98 +17:09:53.7	51.2	Sd/Irr	spiral	3.42	9.33	−17.12	0.07	7.83	3	good
LSBC F575-05	13:09:53.98 +17:09:53.7	51.2	Sd/Irr	spiral	3.42	9.33	−17.12	0.07	7.83	3	good
1307+0112	13:10:04.67 +00:56:55.7	78.5	dI	dwarf	0.75	9.04	−18.21	0.37	8.66	9	good
LSBC F576-03	13:10:42.68 +21:22:01.5	96.4	Scd	spiral	1.37	9.48	−18.55	0.16	8.53	4	good
1309+0051	13:12:01.95 +00:35:32.8	81.4	Irr	irregular	0.99	9.19	−17.98	0.27	8.44	4	good
UGC 8291	13:12:55.92 +21:47:22.3	45.0	Im:	irregular	2.00	8.98	−17.48	0.50	8.54	6	good
1310+0118	13:13:14.15 +01:03:00.4	206.2	Sc	spiral	0.84	9.93	−19.68	0.61	9.57	...	good
LSBC F576-01	13:13:41.28 +22:37:32.5	46.5	Sc:	spiral	2.75	9.15	−18.38	0.52	8.93	3	good
LSBC F508-03	13:18:07.58 +24:44:32.4	39.9	Sd	spiral	2.67	9.00	−16.1	0.37	7.82	1	good
LSBC F508-04	13:24:15.27 +25:22:05.0	71.4	Sm/Im	irregular	1.41	9.23	−17.22	0.08	7.67	...	good
1323+0243	13:26:16.30 +02:27:34.2	14.7	dI	dwarf	1.99	8.00	−14.18	0.23	6.86	13	good
1325+0232	13:28:12.12 +02:16:46.0	14.6	dIn	dwarf	2.94	8.17	−14.73	0.42	7.34	13	good
1325+0109	13:28:14.88 +00:53:55.2	146.9	Sd	spiral	0.72	9.56	−17.64	0.12	8.11	3	good
1326+0109	13:29:26.41 +00:54:11.9	46.8	dI	dwarf	1.61	8.92	−17.67	0.27	8.32	3	good
1327+0148	13:29:56.03 +01:32:41.6	15.0	dIn	dwarf	0.58	7.49	−14.63	0.29	7.13	11	good
1329+0226	13:31:34.02 +02:11:18.6	19.3	dEn	dwarf	1.08	7.98	−14.54	0.52	7.40	6	good
1331-0002	13:34:15.57 −00:17:17.9	53.8	dI	dwarf	0.47	8.51	...	...	...	9	bad
LSBC F648-V01	13:40:37.79 +17:05:40.9	58.5	Sm	spiral	1.64	9.12	−15.80	−1.30	5.49	1	good
LSBC F648-V02	13:42:41.48 +15:36:30.3	110.9	S/Malin-like	spiral	1.91	9.74	−18.93	0.33	8.90	3	bad
LSBC F577-V01	13:50:10.17 +18:16:07.7	111.3	Sd:	spiral	1.53	9.65	−18.50	0.16	8.50	11	good
LSBC F577-02	13:52:15.46 +17:17:34.6	110.2	Sb	spiral	3.19	9.96	−20.56	0.49	9.76	3	good
UGC 8794	13:52:57.68 +20:55:01.3	122.6	Sb	spiral	2.49	9.95	−21.61	0.68	10.43	8	good
LSBC F721-V01	13:53:14.55 +09:40:51.1	161.9	ring	no SDSS galaxy	1.04	9.81					not used
1350+0230	13:53:32.16 +02:15:35.6	64.4	dI	dwarf	0.43	8.62	−16.18	0.38	7.87	8	good
LSBC F578-02	13:54:17.60 +19:25:18.7	117.4	Sbc	spiral	1.96	9.80	−20.27	0.43	9.57	6	good
UGC 8828	13:54:26.86 +21:49:48.2	119.1	S?	spiral	2.44	9.91	−21.67	0.88	10.72	17	good
UGC 8839	13:55:24.96 +17:47:41.8	13.7	Im	irregular	17.3	8.88	−14.97	0.50	7.54	7	good

Table 1: – *continued.*

galaxy name	RA & DEC (J2000.0)	$D$ (Mpc)	morphology [NED]	class	HI flux (Jy km/s)	$\log(M_{\text{HI}})$ ( $M_{\odot}$ )	$M_r$ (mag)	$(g-r)$ (mag)	$\log(M_{\star})$ ( $M_{\odot}$ )	$I_{so}$	Flag*
LSBC F721-V02	13:55:56.70 +09:00:51.0	17.4	dI	star	0.28	7.31	−14.17	0.67	7.44	5	not used
UGC 8850	13:56:02.87 +18:22:19.5	215.7	Merger	merger	0.21	9.37	−22.65	0.45	10.54	...	not used
1353+0202	13:56:10.46 +01:47:51.3	67.7	dI	dwarf	0.84	8.96	−15.67	2.01	9.81	4	bad
UGC 8910	13:59:25.87 +17:28:07.2	158.5	SB?	spiral	1.58	9.97	−20.41	0.51	9.73	...	good
1357-0017	13:59:43.53 −00:31:32.8	60.8	Sm	irregular	0.63	8.74	−16.70	0.30	7.96	2	good
LSBC F721-V03	14:00:32.94 +08:59:40.4	59.3	Im	irregular	0.95	8.90	−16.19	0.41	7.92	8	good
1358+0212	14:01:27.54 +01:58:22.6	104.3	dIn	spiral	3.29	9.93	−18.97	0.30	8.87	6	good
LSBC F721-V04	14:02:43.56 +09:59:29.4	83.0	S/Malin-like	spiral	1.04	9.23	−17.63	0.27	8.30	20	good
LSBC F721-01	14:03:13.84 +09:45:03.8	103.0	Sm	spiral	1.74	9.64	...	0.50	...	...	good
1401+0205	14:03:34.50 +01:51:27.1	103.9	Sdm	irregular	0.79	9.30	−17.60	0.29	8.31	2	good
UGC 9024	14:06:40.54 +22:04:12.4	33.2	S?	spiral	8.32	9.33	−17.42	0.65	8.72	1	good
1405+0122	14:07:50.40 +01:08:12.9	212.4	dIn	dwarf	0.45	9.68	−18.84	0.23	8.73	...	good
LSBC F579-01	14:11:49.10 +21:22:34.9	121.0	Sbc	spiral	2.17	9.87	−21.44	0.63	10.30	3	good
LSBC F579-03	14:13:53.75 +20:58:44.6	123.1	SB/p	spiral	1.54	9.74	−21.63	0.63	10.38	5	bad
1411-0247	14:14:22.55 −03:01:55.5	27.2	Scd	spiral	4.46	8.89	−17.32	0.16	8.03	14	bad
LSBC F579-02	14:14:58.71 +21:01:37.0	123.8	Sc:	spiral	1.32	9.68	−20.23	0.36	9.46	4	good
LSBC F650-V01	14:15:22.22 +14:15:01.3	75.0	Sd/Im	spiral	2.05	9.43	−17.97	0.24	8.40	7	good
UGC 9282	14:28:41.38 +21:20:24.2	16.2	Im:	irregular	2.71	8.23	−15.59	0.31	7.54	7	good
IC 1021	14:29:17.13 +20:39:16.3	126.7	SBa	spiral	1.18	9.65	−22.18	0.67	10.65	2	good
LSBC F650-V02	14:30:05.43 +15:39:34.3	118.8	Sm/Im	spiral	1.77	9.77	−19.52	0.48	9.33	1	good
UGC 9316	14:30:18.10 +21:44:48.4	76.0	S0?	spiral	1.86	9.40	−20.29	0.74	9.99	2	good
LSBC F650-V03	14:31:29.74 +17:12:07.6	125.8	Im	irregular	1.17	9.64	−18.33	0.35	8.69	1	good
LSBC F723-V01	14:32:31.06 +11:33:11.4	31.0	Im/SBm:	dwarf	3.52	8.90	−17.60	−0.70	7.00	3	good
LSBC F579-V01	14:32:49.90 +22:45:40.6	89.9	Sd	spiral	1.21	9.36	−19.28	2.01	11.25	3	good
LSBC F512-01	14:33:20.31 +26:59:52.9	11.9	Sm	dwarf	2.21	7.87	−14.43	0.03	6.70	4	good
1430+0005	14:33:27.16 −00:07:08.2	149.9	dIn	spiral	2.37	10.10	−19.79	0.30	9.20	3	good
1431+0146	14:34:14.49 +01:33:27.5	122.6	Sm	spiral	0.32	9.06	−18.32	0.48	8.85	3	good
1431+0149	14:34:21.41 +01:36:26.5	131.5	SBc	spiral	0.50	9.31	−19.14	0.52	9.24	2	good
LSBC F723-01	14:35:23.30 +09:30:05.1	29.7	Im	irregular	2.81	8.76	−15.81	0.15	7.42	9	good
1433+0249	14:35:50.11 +02:36:19.7	22.2	Irr(f)	irregular	0.92	8.03	−15.64	0.39	7.66	51	good
LSBC F723-V02	14:36:40.94 +11:34:36.8	25.6	Sb	dwarf	1.19	8.27	−16.39	0.25	7.77	3	good
LSBC F580-02	14:36:44.72 +21:04:21.9	78.0	Sc(r)	spiral	7.80	10.05	−20.11	0.57	9.68	4	good
LSBC F651-01	14:37:36.80 +13:19:06.5	93.9	Sd	spiral	2.08	9.64	−17.74	0.32	8.41	1	good
1436+0011	14:38:46.83 −00:01:39.4	26.2	Sd	dwarf	1.04	8.23	−14.45	−0.00	6.67	37	good
1436+0043	14:39:07.14 +00:30:31.1	142.4	Sm	spiral	2.16	10.01	−20.31	0.33	9.45	4	good
1437-0005	14:39:40.67 −00:18:09.2	25.8	Sm	irregular	2.10	8.52	−15.42	0.11	7.20	33	good
1437+0001	14:39:59.88 −00:11:10.2	26.6	dI	dwarf	1.99	8.52	−14.71	0.32	7.20	33	good
1438+0049	14:41:03.48 +00:37:09.5	39.1	dIn	dwarf	0.51	8.27	−16.90	0.48	8.29	2	good
1439-0135	14:41:44.37 −01:48:25.3	26.2	IAB(s)m:	irregular	4.55	8.87	−17.02	0.36	8.18	22	good
1439+0053	14:41:48.68 +00:41:13.1	26.9	SB(rs)dm pec:	spiral	3.88	8.82	−17.87	0.37	8.52	38	good
1440-0010	14:43:00.18 −00:23:00.2	24.9	dI	dwarf	0.57	7.92	−16.31	0.56	8.16	32	good
LSBC F651-V01	14:44:27.50 +12:30:19.0	127.1	Im	irregular	1.09	9.62	−18.63	0.33	8.77	10	good

Table 1: – *continued.*

galaxy name	RA & DEC (J2000.0)	$D$ (Mpc)	morphology [NED]	class	HI flux (Jy km/s)	$\log(M_{\text{HI}})$ ( $M_{\odot}$ )	$M_{\text{r}}$ (mag)	$(g-r)$ (mag)	$\log(M_{\star})$ ( $M_{\odot}$ )	$I_{\text{so}}$	Flag*
1441+0144	14:44:30.90 +01:31:21.9	21.1	Sbc	dwarf	0.44	7.66	−16.89	0.57	8.40	52	good
1442+0137	14:45:00.22 +01:24:30.7	144.9	Sc	spiral	1.60	9.90	−20.70	0.55	9.89	5	good
1442+0026	14:45:25.35 +00:14:04.3	161.8	Sbc	spiral	1.19	9.87	−20.36	0.58	9.80	...	good
UGC 9503	14:45:26.34 +19:27:56.6	134.2	Sb	spiral	1.27	9.73	−21.12	0.72	10.28	12	good
LSBC F512-V01	14:45:32.88 +25:41:05.8	60.9	Sm	spiral	3.54	9.49	−17.99	0.37	8.57	6	good
LSBC F651-02	14:46:24.30 +14:12:45.0	25.6	dI/Im	dwarf	4.25	8.82	−15.20	0.89	8.14	4	good
1446-0031	14:48:56.40 −00:43:38.0	120.2	SBc	spiral	0.70	9.38	−19.06	0.13	8.69	8	good
1446+0231	14:48:59.03 +02:18:53.2	145.5	Sm	spiral	0.84	9.62	−18.60	0.30	8.72	4	good
LSBC F723-V04	14:50:33.67 +08:22:09.1	149.0	SBc	irregular	1.04	9.73	−19.04	0.11	8.66	2	good
LSBC F723-02	14:52:28.33 +10:11:35.1	99.6	SBm	spiral	2.87	9.83	−18.56	0.25	8.65	3	good
1452+0121	14:54:43.16 +01:09:43.3	26.1	dE	dwarf	0.58	7.97	−15.28	0.34	7.46	41	bad
UGC 9634	14:58:57.88 +20:03:09.9	183.1	SB(s)b	spiral	3.86	10.49	−21.69	0.78	10.60	...	good
UGC 9672	15:02:41.66 +19:49:35.0	70.6	Sm	spiral	3.53	9.62	−18.26	0.27	8.55	3	good
UGC 9680	15:04:01.51 +18:38:57.9	208.2	Scd	spiral	2.52	10.41	−20.08	0.29	9.30	...	good
LSBC F581-V01	15:06:34.78 +20:29:17.6	89.0	Sd:	spiral	1.28	9.38	−18.35	0.31	8.64	2	good
UGC 9738	15:08:56.65 +19:17:24.6	89.6	Scd:	spiral	2.27	9.63	−19.59	0.43	9.29	8	good
LSBC F513-V01	15:10:45.24 +26:01:53.6	142.8	S/Malin-like	spiral	0.99	9.68	−19.21	0.51	9.24	3	good
UGC 9763	15:12:02.18 +21:17:54.1	67.2	S?	spiral	5.62	9.78	−20.09	0.81	10.00	2	good
LSBC F514-01	15:19:54.05 +26:17:39.8	134.1	dI/dE	dwarf	0.99	9.62	−18.17	0.36	8.63	2	good
LSBC F725-V01	15:23:04.97 +11:45:53.6	104.0	Sm	spiral	2.46	9.80	−18.43	0.43	8.84	2	good
UGC 9843	15:25:39.82 +20:47:16.6	169.8	SB(s)b: pec	spiral	2.05	10.15	−21.35	0.65	10.29	...	good
LSBC F582-V01	15:27:39.99 +21:29:45.1	166.9	Ring	spiral	1.32	9.94	−20.49	0.66	9.96	...	good
LSBC F507-01	15:33:34.75 +25:14:19.0	150.9	Sc	spiral	1.81	9.99	−20.63	0.52	9.83	...	good
LSBC F582-02	15:33:57.63 +21:47:23.8	100.6	Sbc	spiral	5.05	10.08	−19.54	0.53	9.41	6	good
LSBC F726-V01	15:35:09.52 +07:32:24.9	184.4	ring	lenticular	0.58	9.67	−20.02	0.73	9.87	...	good
LSBC F583-02	15:37:00.57 +20:47:41.6	24.6	Sd	irregular	5.12	8.86	−15.60	0.31	7.57	4	good
LSBC F582-03	15:37:13.42 +19:53:12.0	181.4	Sc	spiral	0.51	9.59	−20.54	0.57	9.86	...	good
LSBC F726-V02	15:39:48.50 +08:26:46.0	57.9	Sm	irregular	1.88	9.17	−17.29	0.36	8.28	1	good
LSBC F726-V03	15:41:55.11 +10:27:02.8	80.4	S/Malin-like	spiral	1.79	9.44	−18.73	0.52	9.07	1	good
UGC 10017	15:45:33.70 +21:25:18.6	63.0	Im:	irregular	2.82	9.42	−18.39	0.13	8.42	3	bad
UGC 10015	15:45:39.23 +21:01:10.3	63.5	Sdm:	spiral	3.73	9.55	−18.36	0.32	8.67	3	good
LSBC F583-05	15:45:44.09 +17:18:51.4	46.6	Sm	spiral	5.17	9.42	−16.33	0.46	8.05	7	good
NGC 5996	15:46:58.88 +17:53:03.1	47.1	SBc;Sbr	too bright	14.9	9.89	−20.14	0.51	9.62	6	not used
LSBC F583-V02	15:48:40.72 +20:41:19.8	157.8	Sbc	spiral	1.22	9.86	−20.28	0.48	9.64	...	good
LSBC F583-V01	15:50:19.73 +20:45:43.1	156.2	Sbc	spiral	1.20	9.84	−20.26	0.46	9.60	...	good
LSBC F583-04	15:52:09.33 +18:47:52.0	51.7	Sc	spiral	1.47	8.97	−13.89	0.68	7.35	10	not used
LSBC F583-01	15:57:27.48 +20:39:59.1	32.3	Sm/Irr	irregular	8.14	9.30	−15.82	−0.40	6.69	1	good
LSBC F727-01	16:02:18.08 +12:16:31.2	150.6	Sc	spiral	2.96	10.20	−20.25	0.76	10.00	...	good
LSBC F727-V02	16:04:32.01 +10:57:15.7	70.9	Sb	spiral	3.54	9.62	−16.56	0.38	8.02	3	good
LSBC F727-V03	16:05:12.17 +11:02:30.1	72.7	Sm	irregular	2.41	9.48	−17.46	0.53	8.58	6	good
LSBC F584-01	16:05:36.80 +22:11:11.0	171.6	S?	spiral	1.13	9.90	−21.76	0.78	10.62	...	good
LSBC F727-V04	16:12:54.09 +11:07:23.1	173.6	S/Malin-like	spiral	2.22	10.20	−21.56	0.89	10.69	...	good



Table 1: – *continued.*

galaxy name	RA & DEC (J2000.0)	$D$ (Mpc)	morphology [NED]	class	HI flux (Jy km/s)	$\log(M_{\text{HI}})$ ( $M_{\odot}$ )	$M_r$ (mag)	$(g-r)$ (mag)	$\log(M_{\star})$ ( $M_{\odot}$ )	$I_{\text{so}}$	Flag*
LSBC F728-V01	16:13:00.64 +10:17:52.9	138.2	S/Malin-like	spiral	0.84	9.58	−19.30	0.45	9.20	1	good
LSBC F585-03	16:21:23.61 +20:51:57.2	44.3	Sm	spiral	8.14	9.58	−17.58	0.41	8.46	2	good
LSBC F728-01	16:23:46.67 +11:22:24.8	71.1	Sc	no SDSS galaxy	2.19	9.42					not used
UGC 10405	16:28:54.13 +17:53:27.5	155.3	Scd:	spiral	5.41	10.49	−21.99	0.60	10.48	...	good
UGC 10440	16:32:45.23 +19:25:42.3	62.9	Sd	spiral	2.33	9.34	−19.11	0.52	9.23	1	good
NGC 6186	16:34:25.48 +21:32:27.2	42.0	(R')SB(s)a	spiral	2.30	8.98	−19.73	0.69	9.69	3	good
LSBC F740-01	20:19:47.33 +09:38:05.8	78.5	Sm	spiral	1.64	9.38	...	...	...	3	bad
LSBC F597-02	20:44:16.71 +18:43:48.6	98.3	SBc	spiral	2.96	9.83	...	...	...	2	bad
LSBC F530-01	21:07:32.85 +26:27:00.8	204.7	S(r)	spiral	2.00	10.30	...	...	...	...	bad
LSBC F743-01	21:18:45.40 +08:22:02.0	42.3	Sd	spiral	2.78	9.07	−16.71	0.23	7.88	1	good
LSBC F530-03	21:21:01.48 +23:24:06.3	68.1	Sc	no SDSS galaxy	3.02	9.52					not used
LSBC F744-01	21:47:37.31 +12:11:08.7	66.6	Sd	spiral	3.16	9.52	−17.48	0.19	8.14	1	good
LSBC F673-01	21:52:27.51 +15:47:14.6	104.7	Sb	spiral	3.52	9.96	−19.77	0.51	9.48	3	good
LSBC F745-V01	21:57:19.70 +08:19:34.0	49.8	Irr	irregular	3.76	9.34	−16.50	0.57	8.24	1	good
LSBC F674-V01	22:11:30.58 +15:43:55.6	86.4	Im/dI	spiral	1.04	9.26	−17.19	0.10	7.90	1	good
LSBC F533-03	22:17:13.16 +25:12:47.6	180.9	SBc(r)/LSB arms	spiral	2.60	10.30	−21.99	0.56	10.43	...	bad
LSBC F602-V01	22:17:23.20 +19:59:16.0	103.4	Sm	irregular	1.53	9.59	−15.79	0.59	7.98	1	good
LSBC F674-01	22:19:09.79 +15:01:54.6	98.2	Sm	spiral	1.64	9.57	−17.68	0.62	8.78	1	good
LSBC F746-01	22:20:50.67 +12:49:51.2	112.1	Irr	spiral	2.78	9.92	−18.70	0.30	8.76	7	good
LSBC F746-02	22:24:08.65 +08:42:03.3	172.1	S/Malin-like	spiral	1.64	10.06	−20.96	0.96	10.54	...	bad
LSBC F533-01	22:28:06.63 +23:22:28.6	18.3	Im	irregular	3.10	8.39	−14.81	0.91	8.02	7	good
LSBC F746-03	22:28:34.20 +08:12:10.0	108.9	Irr	irregular	1.50	9.62	−17.23	0.45	8.38	2	good
LSBC F602-V02	22:31:17.30 +21:25:39.0	103.5	Sm	spiral	3.13	9.90	−18.50	0.35	8.75	1	good
LSBC F602-01	22:34:46.00 +22:33:48.0	108.8	Sdm	spiral	1.89	9.72	−20.08	0.38	9.42	1	good
LSBC F675-01	22:40:35.28 +13:58:38.3	157.4	S/ring	spiral	1.57	9.96	−20.06	0.82	10.00	...	good
LSBC F675-V01	22:41:20.26 +16:42:57.2	45.8	Irr	spiral	0.27	8.12	−18.09	0.55	8.86	1	bad
LSBC F675-V02	22:47:37.40 +15:14:39.0	160.7	Sm	spiral	1.34	9.91	−19.33	0.57	9.38	...	good
2247+0036	22:50:23.29 +00:52:39.2	106.1	dIn	dwarf	2.65	9.85	−18.88	0.65	9.30	1	good
2251+0124	22:53:33.48 +01:40:25.8	70.9	Sm	irregular	0.67	8.90	−17.60	0.36	8.40	9	good
2252+0156	22:54:51.68 +02:12:22.4	110.4	Sm	spiral	0.81	9.37	−18.88	0.47	9.07	2	good
LSBC F469-01	22:55:06.25 +32:11:04.9	93.4	E-p-/shells	lenticular	1.32	9.44	−21.61	0.80	10.59	13	not used
LSBC F469-02	22:57:19.50 +27:59:04.0	42.1	Sm	position is off	3.02	9.10	−15.49	0.43	7.66	1	not used
2254-0246	22:57:32.65 −02:30:02.9	42.9	Sm	spiral	11.4	9.70	−16.56	0.51	8.19	4	good
2300+0137	23:03:21.49 +01:53:12.0	76.6	Scd	spiral	1.31	9.26	−19.39	0.37	9.13	5	good
LSBC F535-02	23:08:18.00 +27:42:59.0	41.2	SBm	dwarf	4.23	9.23	−16.78	0.54	8.32	1	good
LSBC F677-V02	23:12:12.51 +17:34:55.3	71.0	Im/dI	dwarf	0.56	8.82	−17.16	0.31	8.16	1	good
LSBC F677-V01	23:12:50.09 +14:03:49.2	67.2	Im	irregular	3.73	9.60	−14.73	4.69	7.47	14	bad
LSBC F535-V01	23:15:09.97 +25:45:57.9	112.8	Im/Sm	irregular	1.27	9.58	−18.86	0.22	8.73	6	good
2315-0003	23:18:06.76 +00:13:11.4	123.9	Sb	spiral	0.91	9.52	−18.44	0.46	8.88	5	good
LSBC F677-02	23:19:09.42 +15:43:37.3	63.5	Irr	irregular	1.20	9.06	−18.28	0.34	8.66	7	good
2317-0034	23:20:21.17 −00:18:19.2	107.9	Sc	spiral	1.59	9.64	−19.12	0.28	8.91	2	good
2318+0033	23:20:41.15 +00:49:34.1	130.4	Scd	spiral	0.93	9.57	−18.81	0.31	8.83	10	good

Table 1: – *continued.*

galaxy name	RA & DEC (J2000.0)	$D$ (Mpc)	morphology [NED]	class	HI flux (Jy km/s)	$\log(M_{\text{HI}})$ ( $M_{\odot}$ )	$M_{\text{r}}$ (mag)	$(g-r)$ (mag)	$\log(M_{\star})$ ( $M_{\odot}$ )	$I_{\text{so}}$	Flag*
2318+0214	23:20:49.80 +02:30:48.5	57.5	Sm:	irregular	5.24	9.61	−16.84	0.23	7.94	2	good
2319+0010	23:21:34.22 +00:26:51.6	150.2	Sc	spiral	3.04	10.21	−20.47	0.51	9.76	...	good
LSBC F677-03	23:21:45.80 +16:47:26.0	101.9	Sm	spiral	1.75	9.63	−18.29	0.33	8.64	2	good
LSBC F677-V03	23:24:10.93 +15:53:05.1	61.5	dI/double?	dwarf	0.83	8.87	−16.86	0.46	8.24	4	good
2322-0216	23:24:37.91 −01:59:51.6	73.6	Im?	spiral	4.55	9.76	−19.20	0.41	9.11	3	good
LSBC F677-V04	23:25:17.64 +12:42:55.9	52.4	dI	dwarf	0.47	8.48	−16.58	0.33	7.96	11	good
LSBC F677-V05	23:26:13.65 +15:04:36.5	59.9	dI/Im	dwarf	0.73	8.79	−15.81	0.14	7.40	7	good
LSBC F677-V06	23:27:37.29 +13:43:57.1	55.5	Sm/Im	dwarf	1.34	8.99	−17.69	0.37	8.46	8	good
2327-0244	23:30:32.29 −02:27:45.1	143.2	SB(r)b pec	spiral	2.58	10.10	−22.35	0.67	10.72	2	good
2329+0145	23:31:58.31 +02:02:27.8	305.2	Sc	spiral	0.51	10.05	−20.85	0.30	9.63	...	good
2329+0050	23:32:05.98 +01:07:07.4	73.4	dE	dwarf	0.88	9.05	−17.39	0.36	8.32	2	good
2329+0148	23:32:11.75 +02:05:10.5	124.5	dEn	spiral	1.06	9.59	−18.94	0.50	9.14	1	good
2331-0003	23:34:00.50 +00:12:53.5	150.5	Sm	spiral	3.13	10.22	−19.19	0.22	8.86	...	good
2331+0118	23:34:04.50 +01:35:03.0	189.4	Sd	merger	1.61	10.13	−21.35	0.53	10.13	...	not used
2332+0055	23:34:53.31 +01:12:24.8	37.2	dIn	dwarf	1.19	8.59	−15.22	0.18	6.10	7	good
2333+0025	23:35:56.57 +00:42:13.9	96.1	Sm	spiral	1.06	9.36	−18.56	0.24	8.64	2	good
2334+0128	23:36:44.77 +01:44:43.5	103.4	dIn	dwarf	0.70	9.25	−17.92	0.20	8.33	1	good
LSBC F678-01	23:36:45.60 +17:36:54.0	59.8	Irr	irregular	3.98	9.52	−17.19	0.16	7.97	2	good
2334+0020	23:36:46.84 +00:37:24.5	37.6	LSBG;Sm	dwarf	0.59	8.29	−16.96	0.37	8.16	6	good
2335+0101	23:37:47.29 +01:18:01.2	120.4	SBc	spiral	1.34	9.66	−19.59	0.45	9.32	...	good
LSBC F750-02	23:40:09.39 +07:18:37.0	52.8	Sc	dwarf	2.84	9.27	−16.84	0.00	7.63	3	good
2341-0012	23:43:55.19 +00:04:32.8	114.0	Sd	spiral	1.08	9.52	−18.35	0.38	8.73	4	good
LSBC F750-04	23:44:20.20 +10:07:05.0	21.5	Sc(r):	irregular	2.60	8.45	−15.57	0.21	7.39	5	good
2341-0010	23:44:22.18 +00:05:46.9	94.2	Sc	spiral	1.08	9.35	−19.40	0.49	9.30	11	good
LSBC F750-05	23:45:35.40 +11:34:37.0	76.7	Sc(r)	spiral	4.48	9.79	−18.70	0.39	8.89	1	good
2. Without HI data:											
0012+0227	00:14:53.02 +02:44:08.0	...	Sc	spiral	...	...	...	0.30	...	...	good
LSBC F539-V02	00:16:02.79 +18:32:22.1	...	Sb	no SDSS galaxy	...	...	...	...	...	...	not used
LSBC F539-01	00:17:20.48 +20:19:51.7	...	Sc(r)	no SDSS galaxy	...	...	...	...	...	...	not used
0016+0001	00:18:44.02 +00:18:29.5	...	Sc	spiral	...	...	...	0.28	...	...	good
0016-0052	00:19:30.68 −00:36:06.3	140.7	Irr	irregular	...	...	−18.95	0.41	9.01	3	good
0017+0115	00:20:22.90 +01:31:43.0	...	Sbc	dwarf	...	...	...	0.51	...	...	good
0018-0011	00:20:38.17 +00:04:57.6	...	dI	dwarf	...	...	...	−0.10	...	...	bad
0019-0036	00:21:49.76 −00:19:29.4	187.1	Sc	spiral	...	...	−18.99	0.53	9.18	...	good
0026+0200	00:28:47.84 +02:17:23.7	...	dI	dwarf	...	...	...	0.22	...	...	good
0026-0052	00:28:55.36 −00:35:36.0	...	dI	no SDSS galaxy	...	...	...	...	...	...	not used
0028-0151	00:30:48.20 −01:35:14.0	...	dE	no SDSS galaxy	...	...	...	...	...	...	not used
0048-0219	00:51:19.11 −02:02:51.5	...	dwarf	dwarf	...	...	...	0.15	...	...	not used
0049-0031	00:52:11.46 −00:14:48.4	...	Scd	no SDSS galaxy	...	...	...	...	...	...	not used
0052+0029	00:54:39.86 +00:45:19.3	...	Scd	spiral	...	...	...	0.42	...	...	good
0101+0124	01:03:36.94 +01:40:23.4	...	dI	dwarf	...	...	...	1.05	...	...	good
0104-0001	01:06:46.84 +00:14:37.8	...	Sc	dwarf	...	...	...	0.28	...	...	good

Table 1: – *continued.*

galaxy name	RA & DEC (J2000.0)	$D$ (Mpc)	morphology [NED]	class	HI flux (Jy km/s)	$\log(M_{\text{HI}})$ ( $M_{\odot}$ )	$M_r$ (mag)	$(g-r)$ (mag)	$\log(M_{\star})$ ( $M_{\odot}$ )	$I_{\text{so}}$	Flag*
0104-0101	01:06:56.67 –00:45:21.4	...	Sbc	dwarf	...	...	0.49	...	...	...	good
0104+0044	01:07:23.89 +01:00:08.1	...	dI	dwarf	...	...	0.38	...	...	...	good
0105-0214	01:08:07.84 –01:58:32.7	...	dI	dwarf	...	...	0.24	...	...	...	good
0108+0243	01:11:25.16 +02:58:56.7	...	Sc	spiral	...	...	0.31	...	...	...	bad
0110+0023	01:12:44.80 +00:39:35.2	277.7	Sc	spiral	...	–21.39	0.45	10.04	...	...	good
0110-0251	01:13:07.02 –02:36:02.1	...	Sbc	spiral	...	...	0.33	...	...	...	good
LSBC F611-02	01:14:17.28 +15:25:51.8	...	E/S0/shells	no SDSS galaxy	...	...	...	...	...	...	not used
LSBC F611-V01	01:16:20.04 +16:15:54.6	...	S/Malin-like	spiral	...	...	0.85	...	...	...	good
0115-0125	01:18:02.88 –01:09:58.5	...	Sdm	spiral	...	...	0.16	...	...	...	good
LSBC F542-V01	01:19:27.34 +19:48:44.5	...	Sb:	no SDSS galaxy	...	...	...	...	...	...	not used
0117+0231	01:19:55.50 +02:47:08.8	...	Scd	spiral	...	...	0.34	...	...	...	good
0118+0026	01:21:27.62 +00:42:37.4	...	Scd	spiral	...	...	0.26	...	...	...	good
LSBC F683-V03	01:22:24.40 +09:26:58.0	...	Im/real?	spiral	...	...	0.85	...	...	...	good
LSBC F683-01	01:22:32.47 +08:45:33.9	...	dI:/real?	no SDSS galaxy	...	...	...	...	...	...	not used
LSBC F683-V05	01:22:43.00 +09:25:06.0	...	Sm/Im	spiral	...	...	0.59	...	...	...	good
LSBC F611-V02	01:25:15.09 +14:03:23.7	...	Im	no SDSS galaxy	...	...	...	...	...	...	not used
0122+0134	01:25:22.11 +01:50:29.0	...	Sbc	spiral	...	...	0.15	...	...	...	good
0123-0029	01:25:53.70 –00:14:08.3	...	dE	no SDSS galaxy	...	...	...	...	...	...	not used
0124-0109	01:27:11.26 –00:53:53.5	...	Scd	spiral	...	...	0.49	...	...	...	good
LSBC F683-V09	01:27:31.70 +09:38:15.0	...	Sm	spiral	...	...	0.25	...	...	...	good
0125-0006	01:27:42.97 +00:09:23.8	...	dE	no SDSS galaxy	...	...	...	...	...	...	not used
0126-0157	01:28:53.96 –01:41:58.7	...	Sb	...	...	...	0.30	...	...	...	not used
LSBC F542-01	01:31:48.88 +18:35:50.1	183.5	SB0/LSB arms	lenticular	...	–22.90	0.75	11.04	...	...	not used
0129-0029	01:31:50.59 –00:13:55.0	...	dI	dwarf	...	...	0.80	...	...	...	good
0130-0235	01:33:23.63 –02:20:36.6	...	dI or Cirrus	no SDSS galaxy	...	...	...	...	...	...	not used
0132-0024	01:34:39.63 –00:08:39.8	...	dI or Cirrus	no SDSS galaxy	...	...	...	...	...	...	not used
0134-0036	01:37:28.80 –00:21:06.4	...	dI	dwarf	...	...	0.49	...	...	...	bad
0141-0039	01:44:18.69 –00:24:40.5	...	dI	no SDSS galaxy	...	...	...	...	...	...	not used
LSBC F477-02	01:48:58.37 +25:58:26.2	...	S/ring/interaction	spiral	...	...	0.78	...	...	...	good
0150-0114	01:53:17.65 –00:59:18.2	1032.1	Sbc	high redshift	...	–22.73	1.18	11.54	...	...	not used
0209-0202	02:12:17.64 –01:48:02.1	...	Sab	spiral	...	...	0.41	...	...	...	good
LSBC F415-01	02:12:54.90 +32:48:54.0	...	dE	dwarf	...	...	0.09	...	...	...	good
0210-0042	02:12:55.51 –00:28:01.8	...	Sbc	irregular	...	...	0.13	...	...	...	good
0211-0053	02:13:50.57 –00:39:38.3	116.0	Sab	spiral	...	–18.21	0.49	8.82	3	...	good
0213+0121	02:15:57.80 +01:35:43.1	...	Sc	spiral	...	...	0.52	...	...	...	good
0213-0056	02:15:58.48 –00:42:49.1	114.9	Sd	spiral	...	–21.12	0.84	10.46	4	...	good
LSBC F415-02	02:19:48.04 +29:46:49.0	...	E-p-/plumes	lenticular	...	...	0.72	...	...	...	not used
LSBC F614-V01	02:20:54.56 +15:37:30.1	...	Sd	spiral	...	...	...	...	...	...	bad
0222-0050	02:24:34.65 –00:36:57.0	...	Sb	spiral	...	...	0.49	...	...	...	good
0222-0201	02:25:06.44 –01:48:27.7	...	dI or Cirrus	no SDSS galaxy	...	...	...	...	...	...	not used
0223-0052	02:26:11.85 –00:39:03.8	...	Sc	spiral	...	...	0.72	...	...	...	bad
0224+0233	02:27:34.81 +02:47:09.9	...	dI	no SDSS galaxy	...	...	...	...	...	...	not used

Table 1: – *continued.*

galaxy name	RA & DEC (J2000.0)	$D$ (Mpc)	morphology [NED]	class	HI flux (Jy km/s)	$\log(M_{\text{HI}})$ ( $M_{\odot}$ )	$M_r$ (mag)	$(g-r)$ (mag)	$\log(M_{\star})$ ( $M_{\odot}$ )	$I_{\text{so}}$	Flag*
0227-0242	02:29:57.23 –02:28:52.8	...	Sb	spiral	...	...	0.44	...	...	...	good
0229-0243	02:31:34.24 –02:29:46.2	...	Sdm	spiral	...	...	–0.70	...	...	...	good
0229-0158	02:31:39.32 –01:45:42.2	...	Sc	dwarf	...	...	0.31	...	...	...	good
0229+0005	02:31:47.21 +00:18:42.4	881.9	Scd	high redshift	–22.71	0.68	10.88	...	...	...	not used
0229-0115	02:31:50.31 –01:02:35.1	84.3	Sm	spiral	–18.57	0.25	8.65	3	...	...	good
0230+0221	02:32:44.20 +02:34:40.0	...	Sb	spiral	...	0.28	...	...	...	...	good
0234-0206	02:37:26.62 –01:53:03.6	...	dI	dwarf	...	0.39	...	...	...	...	good
0235-0152	02:37:52.05 –01:39:55.7	...	Irr	irregular	...	0.44	...	...	...	...	good
0238+0001	02:40:56.58 +00:14:45.6	114.0	...	spiral	–18.82	0.40	8.94	1	...	...	good
0240-0028	02:43:10.56 –00:15:46.3	13.8	dE	dwarf	–15.06	0.40	7.44	17	...	...	good
0240-0121	02:43:32.60 –01:08:34.6	...	dI	dwarf	...	0.39	...	...	...	...	good
0241-0049	02:43:52.98 –00:37:03.1	129.5	...	spiral	–16.61	0.75	8.53	3	...	...	good
0243+0001	02:45:44.70 +00:13:55.0	...	Sc	spiral	...	0.29	...	...	...	...	bad
0243-0027	02:45:47.60 –00:14:27.2	99.9	Sc	spiral	–19.00	0.36	8.97	4	...	...	good
0243-0034	02:46:31.07 –00:21:58.4	220.1	Sbc	spiral	–20.39	0.29	9.43	...	...	...	good
0244-0028	02:46:37.56 –00:16:11.5	...	dI	dwarf	...	0.86	...	...	...	...	good
0244-0127	02:47:31.91 –01:14:46.1	...	dI	dwarf	...	0.24	...	...	...	...	good
0248-0048	02:50:43.92 –00:36:06.5	...	interacting	star	...	0.45	...	...	...	...	not used
LSBC F480-V02	02:51:50.26 +25:57:29.7	...	Sb/distant?	spiral	...	...	...	...	...	...	bad
LSBC F480-V05	03:03:19.15 +27:30:39.5	...	S:	spiral	...	0.72	...	...	...	...	good
LSBC F480-V06	03:03:39.45 +27:26:49.1	154.3	S:/ring	spiral	–21.38	0.77	10.46	...	...	...	good
0310-0112	03:12:53.08 –01:01:29.3	...	Sdm	spiral	...	0.26	...	...	...	...	good
0311-0021	03:13:55.69 –00:10:35.3	40.9	Scd	irregular	–15.97	0.18	7.51	1	...	...	good
0313+0148	03:15:58.40 +01:59:46.3	...	Sd	spiral	...	...	...	...	...	...	bad
0313+0205	03:16:23.48 +02:16:07.2	...	Sbc	irregular	...	0.11	...	...	...	...	good
0314+0108	03:17:21.93 +01:19:47.7	...	dEn	dwarf	...	...	...	...	...	...	bad
0316+0102	03:18:59.39 +01:13:47.3	161.1	Sc	spiral	–18.56	0.59	9.09	...	...	...	good
0316-0100	03:19:19.68 –00:50:06.6	...	dI	no SDSS galaxy	...	...	...	...	...	...	not used
0317+0003	03:19:44.62 +00:14:22.2	...	Sc	spiral	...	0.55	...	...	...	...	good
0317-0121	03:20:21.10 –01:10:13.7	...	Sc	irregular	...	0.32	...	...	...	...	good
0318-0140	03:20:32.92 –01:29:16.2	...	Sbc	spiral	...	...	...	...	...	...	bad
0318-0101	03:20:46.09 –00:51:00.1	93.0	Sm	irregular	–18.99	0.38	9.01	11	...	...	bad
0318+0133	03:20:57.76 +01:44:27.6	...	Sbc	spiral	...	...	...	...	...	...	bad
0319+0033	03:22:03.94 +00:44:12.4	...	Sb	spiral	...	0.34	...	...	...	...	good
0323+0230	03:26:35.31 +02:40:47.3	...	Sd	spiral	...	...	...	...	...	...	bad
0325+0135	03:28:12.57 +01:46:06.8	...	Sc	spiral	...	...	...	...	...	...	bad
0326-0113	03:29:10.83 –01:02:46.3	153.8	Sbc	spiral	–18.66	0.37	8.85	...	...	...	good
0329-0216	03:31:42.92 –02:06:15.4	...	dIn	dwarf	...	...	...	...	...	...	bad
0330+0213	03:33:20.68 +02:23:01.8	...	Sbc	spiral	...	...	...	...	...	...	bad
0331-0032	03:33:49.62 –00:22:55.1	157.7	Sbc	spiral	–18.71	0.48	9.01	...	...	...	good
0332-0209	03:34:42.50 –01:59:52.9	...	Sm	spiral	...	...	...	...	...	...	bad
0332-0102	03:35:07.23 –00:52:37.6	158.2	...	spiral	–19.47	0.34	9.13	...	...	...	good

Table 1: – *continued.*

galaxy name	RA & DEC (J2000.0)	$D$ (Mpc)	morphology [NED]	class	HI flux (Jy km/s)	$\log(M_{\text{HI}})$ ( $M_{\odot}$ )	$M_{\text{r}}$ (mag)	$(g-r)$ (mag)	$\log(M_{\star})$ ( $M_{\odot}$ )	$I_{\text{so}}$	Flag*
0334+0010	03:36:42.54 +00:20:14.5	156.3	Sc	spiral	...	...	...	...	...	...	bad
0336-0018	03:39:02.28 –00:08:48.0	...	Sd	spiral	...	...	0.51	...	...	...	good
0339-0216	03:41:58.88 –02:07:20.3	...	Scd	spiral	...	...	...	...	...	...	bad
0340-0201	03:42:51.07 –01:52:10.8	40.2	Sbc	spiral	...	...	...	...	...	1	bad
0341+0220	03:43:43.69 +02:30:11.2	...	Sm	spiral	...	...	...	...	...	...	bad
0342+0107	03:45:13.73 +01:16:32.4	...	Sc	spiral	...	...	0.59	...	...	...	good
0342+0214	03:45:32.51 +02:23:44.3	...	Sbc	spiral	...	...	...	...	...	...	bad
0343-0217	03:45:51.62 –02:07:50.7	...	Sm	spiral	...	...	...	...	...	...	bad
0345+0118	03:47:42.92 +01:28:06.1	...	dE	dwarf	...	...	...	...	...	...	bad
0346-0016	03:48:59.61 –00:07:00.7	378.4	dE	spiral	...	...	–21.4	0.52	10.14	...	good
0349+0225	03:52:34.29 +02:34:26.6	...	Sdm	spiral	...	...	...	...	...	..	bad
0353-0125	03:55:37.71 –01:16:22.6	...	Scd	spiral	...	...	...	1.69	...	..	bad
0353-0004	03:55:45.55 +00:04:26.9	...	Sc	spiral	...	...	...	0.59	...	...	good
0353+0224	03:55:47.91 +02:32:41.8	...	dI or Cirrus	dwarf	...	...	...	...	...	...	bad
0354-0043	03:56:38.92 –00:34:45.1	...	dE	dwarf	...	...	...	0.46	...	..	good
0354+0142	03:57:16.76 +01:51:03.5	...	Sm	spiral	...	...	...	...	...	..	bad
0355-0031	03:57:59.50 –00:22:34.5	...	Sc	spiral	...	...	...	0.58	...	...	good
0357-0059	03:59:35.72 –00:51:18.1	...	Sc	spiral	...	...	...	0.65	...	...	good
0357-0229	04:00:05.30 –02:21:12.4	...	Sdm	spiral	...	...	...	...	...	...	bad
0359+0228	04:01:37.11 +02:36:20.9	...	Sm	spiral	...	...	...	...	...	...	bad
0359-0203	04:02:30.73 –01:55:03.6	65.9	Sm	spiral	...	...	...	...	...	2	bad
0400-0212	04:03:13.28 –02:03:49.3	...	Sm	spiral	...	...	...	...	...	...	bad
0401+0148	04:03:42.54 +01:56:16.1	...	Sbc	spiral	...	...	...	...	...	...	bad
0401+0213	04:03:46.48 +02:21:49.7	...	dI	dwarf	...	...	...	...	...	...	bad
0401+0146	04:03:57.21 +01:55:00.1	...	Sc	spiral	...	...	...	...	...	...	bad
0402-0205	04:04:33.19 –01:56:55.3	...	Scd	spiral	...	...	...	...	...	...	bad
0402-0157	04:04:52.62 –01:49:20.6	...	dIn	dwarf	...	...	...	...	...	...	bad
0402+0141	04:05:15.13 +01:49:09.1	...	dI	dwarf	...	...	...	...	...	...	bad
0405+0214	04:08:33.12 +02:22:42.4	128.5	Sc	spiral	...	...	...	...	...	1	bad
0406+0021	04:09:14.08 +00:29:25.7	...	dIn	dwarf	...	...	...	0.66	...	...	good
0407+0209	04:09:41.52 +02:17:02.3	...	Sd	spiral	...	...	...	...	...	...	bad
LSBC F620-01	04:17:50.22 +13:25:06.1	106.7	Sc(r)	spiral	...	...	...	...	...	2	bad
LSBC F620-V01	04:19:02.01 +14:49:40.3	...	S/smooth	spiral	...	...	...	...	...	...	bad
LSBC F620-V02	04:23:10.06 +16:18:56.6	...	Sm	no SDSS galaxy	...	...	...	...	...	...	not used
LSBC F620-02	04:25:01.03 +12:50:10.8	111.2	Sc	spiral	...	...	...	...	...	2	bad
LSBC F620-03	04:31:36.24 +17:26:32.4	59.1	dEn:	dwarf	...	...	...	...	...	3	bad
LSBC F620-V03	04:31:56.00 +14:47:10.0	...	dI	dwarf	...	...	...	...	...	...	bad
LSBC F558-01	07:02:41.55 +20:40:44.9	...	Sbc	spiral	...	...	...	...	...	...	bad
LSBC F558-02	07:03:33.44 +20:10:31.9	...	Sbc	spiral	...	...	...	...	...	...	bad
NGC 2418	07:36:37.51 +17:53:02.1	72.0	E	interacting pair	...	...	–22.75	0.87	11.14	4	not used
LSBC F702-V01	07:37:57.74 +10:11:35.6	144.3	S:	spiral	...	...	–21.99	0.89	10.86	1	good
LSBC F702-01	07:42:27.57 +09:22:10.1	...	E/cD	no SDSS galaxy	...	...	...	...	...	...	not used

Table 1: – *continued.*

galaxy name	RA & DEC (J2000.0)	$D$ (Mpc)	morphology [NED]	class	HI flux (Jy km/s)	$\log(M_{\text{HI}})$ ( $M_{\odot}$ )	$M_{\text{r}}$ (mag)	$(g-r)$ (mag)	$\log(M_{\star})$ ( $M_{\odot}$ )	$I_{\text{so}}$	Flag*
LSBC F702-02	07:44:10.77 +09:14:03.9	253.1	E-p-/LSB halo	...	...	...	...	...	...	...	not used
LSBC F560-04	07:46:18.60 +18:22:07.3	225.9	BrCIG;E-p-/shells	lenticular	...	...	-23.79	0.85	11.53	...	not used
LSBC F560-02	07:49:19.52 +21:49:59.8	...	E	lenticular	...	...	...	0.84	...	...	not used
LSBC F560-03	07:54:34.02 +20:03:42.8	...	Sb	spiral	...	...	...	0.55	...	...	good
LSBC F561-03	08:12:51.69 +19:38:07.9	...	S0/Sa	lenticular	...	...	...	0.70	...	...	not used
UGC 4288	08:14:35.84 +19:21:07.6	431.5	S0	high redshift	...	...	-22.41	0.42	10.41	...	not used
LSBC F634-V01	09:03:25.85 +15:38:37.7	...	Im	interacting pair	...	...	...	0.80	...	...	not used
0910-0157	09:13:31.73 -02:10:00.6	115.4	Sc	spiral	...	...	-18.79	0.38	8.90	1	good
NGC 2802	09:16:41.43 +18:57:48.5	124.8	S?	spiral	...	...	-21.53	0.80	10.56	12	good
NGC 2803	09:16:43.87 +18:57:16.5	127.2	S?	spiral	...	...	-22.03	0.85	10.83	11	good
0914+0241	09:17:20.82 +02:28:44.0	276.3	Irr	irregular	...	...	-17.29	0.86	8.94	...	good
0918-0104	09:21:03.56 -01:17:08.2	...	Scd	spiral	...	...	...	0.22	...	...	good
LSBC F635-01	09:22:30.75 +13:20:45.1	...	E/LSB halo	position is off	...	...	...	0.78	...	...	not used
0920-0042	09:22:49.79 -00:55:10.5	...	Sdm	irregular	...	...	...	0.10	...	...	good
LSBC F635-02	09:30:05.46 +13:58:21.4	219.6	Irr	spiral	...	...	-22.69	0.86	11.11	...	good
LSBC F637-01	09:56:06.14 +16:30:57.4	...	Sbc/E comp	spiral	...	...	...	0.34	...	...	good
0954+0125	09:57:12.87 +01:11:14.2	...	dI	dwarf	...	...	...	0.51	...	...	good
0954-0226	09:57:19.71 -02:40:45.7	...	Sbc	spiral	...	...	...	0.39	...	...	good
LSBC F637-02	09:57:46.04 +13:45:16.0	...	dI	dwarf	...	...	...	0.68	...	...	good
0955+0145	09:58:06.01 +01:30:49.2	42.8	Sbc	spiral	...	...	-15.02	0.22	7.19	1	good
0956-0034	09:59:28.64 -00:48:44.0	...	Irr	no SDSS galaxy	...	...	...	...	...	...	not used
0956-0105	09:59:31.38 -01:19:37.8	197.9	Sbc	spiral	...	...	-20.70	0.28	9.54	...	good
0957+0049	09:59:39.43 +00:35:09.7	282.3	interacting	interacting	...	...	-22.39	0.69	10.75	...	not used
1006-0120	10:08:43.79 -01:35:34.1	...	Sd	spiral	...	...	...	0.52	...	...	good
1008+0208	10:10:57.64 +01:53:52.3	...	Sd	irregular	...	...	...	0.72	...	...	good
1010-0159	10:12:35.43 -02:14:21.5	83.8	Sd	spiral	...	...	-18.18	0.35	8.63	12	good
LSBC F638-V01	10:14:48.67 +14:25:00.1	124.4	Sm/Im	spiral	...	...	-18.26	0.46	8.80	10	good
1013-0232	10:16:04.02 -02:47:53.8	...	Sm	spiral	...	...	...	0.10	...	...	good
LSBC F638-V02	10:18:35.40 +14:51:07.3	306.7	S/Malin-like	lenticular	...	...	-23.00	0.96	11.37	...	not used
1016-0257	10:19:12.84 -03:12:51.5	129.8	Sc	spiral	...	...	-19.22	0.61	9.39	5	good
1017-0110	10:20:10.57 -01:25:15.1	196.1	Sc	...	...	...	-17.72	0.22	8.26	...	not used
1019+0126	10:22:27.29 +01:11:27.5	...	dE	dwarf	...	...	...	-0.70	...	...	good
NGC 3226	10:23:27.01 +19:53:54.7	18.8	E2: pec	lenticular	...	...	-20.14	0.81	10.02	35	not used
1021+0143	10:24:09.61 +01:28:02.1	1268.4	Sc	high redshift	...	...	-22.82	1.31	11.75	...	not used
1023-0224	10:25:33.06 -02:39:35.8	1128.9	Sd	high redshift	...	...	-22.42	0.66	10.73	...	not used
1023-0159	10:25:38.23 -02:14:38.9	...	Sbc	spiral	...	...	...	0.16	...	...	good
1024+0025	10:26:59.61 +00:10:28.1	...	Scd	...	...	...	...	0.36	...	...	not used
1025-0040	10:27:41.38 -00:56:09.2	170.5	dEn	dwarf	...	...	-14.30	1.81	9.00	...	good
1028-0137	10:30:40.40 -01:53:07.4	127.1	Sc	spiral	...	...	-19.86	0.36	9.31	5	good
1029-0040	10:31:35.13 -00:56:24.5	142.2	Sc	spiral	...	...	-20.01	0.51	9.57	4	good
1031-0024	10:33:39.73 -00:39:39.9	134.9	Sc	spiral	...	...	-19.06	0.31	8.93	7	good
1036+0148	10:38:48.14 +01:32:24.2	466.8	S	high redshift	...	...	-20.81	0.28	9.59	...	not used

Table 1: – *continued.*

galaxy name	RA & DEC (J2000.0)	$D$ (Mpc)	morphology [NED]	class	HI flux (Jy km/s)	$\log(M_{\text{HI}})$ ( $M_{\odot}$ )	$M_r$ (mag)	$(g-r)$ (mag)	$\log(M_*)$ ( $M_{\odot}$ )	$I_{\text{so}}$	Flag*
1040-0236	10:43:05.53 –02:52:14.5	...	Sm	...	...	...	0.34	...	...	...	not used
1040-0038	10:43:30.92 –00:53:56.3	162.7	Sdm	...	...	...	–14.22	–0.20	6.28	...	not used
1042-0242	10:45:27.29 –02:57:53.1	110.5	Sm	dwarf	...	...	–17.33	0.22	8.11	1	good
1050+0021	10:53:06.02 +00:05:25.3	...	Sdm	irregular	...	...	...	0.26	...	...	good
1051+0201	10:53:44.33 +01:45:22.7	160.6	Sbc	dwarf	...	...	–18.12	0.34	8.59	...	good
1056-0111	10:59:24.59 –01:27:33.1	163.3	Sm	spiral	...	...	–17.52	0.57	8.65	...	good
LSBC F640-V03	11:00:52.00 +13:52:52.0	...	dE:	dwarf	...	...	...	0.71	...	...	good
1104+0026	11:07:00.47 +00:10:22.3	162.1	Sm	spiral	...	...	–18.63	0.32	8.77	...	good
1104+0038	11:07:08.46 +00:21:52.4	...	dEn	dwarf	...	...	...	–0.40	...	...	good
UGC 6175	11:07:20.20 +18:25:52.0	117.3	DBL SYS	position is off	...	...	–21.03	0.84	10.42	6	not used
1105-0240	11:08:03.39 –02:57:15.7	140.0	Sc	spiral	...	...	–19.20	0.39	9.08	8	good
1105-0204	11:08:16.79 –02:20:57.9	200.0	Sc	spiral	...	...	–18.81	0.29	8.80	...	good
1106-0200	11:09:03.41 –02:17:10.7	169.6	Sbc	spiral	...	...	–19.12	0.36	9.01	...	good
1107+0053	11:10:29.38 +00:36:57.4	860.8	dI	high redshift	...	...	–21.57	0.88	10.69	...	not used
1108-0003	11:10:56.99 –00:19:47.5	...	Sm	irregular	...	...	...	0.25	...	...	good
1109-0255	11:12:23.07 –03:11:55.7	341.8	Irr	irregular	...	...	–21.71	0.43	10.14	...	good
LSBC F640-V04	11:12:31.68 +16:17:22.7	17.9	dE	dwarf	...	...	–15.35	0.63	7.86	66	bad
LSBC F570-04	11:12:57.30 +18:45:41.7	11.2	Sc	spiral	...	...	–15.01	0.61	7.70	95	good
NGC 3599	11:15:26.96 +18:06:37.4	12.0	SA0:	lenticular	...	...	–18.39	0.71	9.19	92	not used
LSBC F570-06	11:17:38.20 +17:49:05.1	18.5	SB0/p	spiral	...	...	–16.83	0.66	8.50	61	good
LSBC F570-01	11:17:57.89 +22:30:10.8	111.0	SB0:	lenticular	...	...	–21.34	0.79	10.48	2	not used
1115-0042	11:18:25.53 –00:58:32.4	202.1	Sdm	spiral	...	...	–14.25	–0.30	6.11	...	good
1116+0303	11:19:19.80 +02:47:30.5	...	dE	dwarf	...	...	...	0.51	...	...	good
1118+0225	11:21:09.22 +02:09:11.1	...	Sdm	dwarf	...	...	...	0.25	...	...	good
1120-0216	11:23:24.16 –02:32:45.0	...	Sbc	spiral	...	...	...	0.20	...	...	good
1121-0135	11:24:33.45 –01:51:33.6	192.5	Sbc	spiral	...	...	–19.47	0.45	9.27	...	good
1124-0104	11:26:33.95 –01:20:34.6	966.5	Sbc	high redshift	...	...	–22.81	0.95	11.27	...	not used
1124-0047	11:27:18.85 –01:03:35.7	177.1	Sd	spiral	...	...	–18.90	0.47	9.07	...	good
1129+0056	11:31:49.41 +00:40:25.7	298.5	Sc	dwarf	...	...	–19.47	0.33	9.11	...	good
LSBC F571-07	11:38:41.53 +19:43:52.8	...	S?	no SDSS galaxy	...	...	...	...	...	...	not used
NGC 3816	11:41:48.04 +20:06:13.1	82.4	SO/a	lenticular	...	...	–22.25	0.69	10.71	43	not used
LSBC F571-02	11:45:17.58 +21:25:14.3	292.6	...	lenticular	...	...	–22.92	0.86	11.19	...	not used
1149-0241	11:51:37.26 –02:57:55.3	116.3	Sbc	spiral	...	...	–18.25	0.53	8.89	5	good
1150-0058	11:52:51.97 –01:15:40.7	123.8	Scd	irregular	...	...	–17.49	0.33	8.32	2	good
1151+0226	11:53:36.89 +02:09:57.9	170.1	Sd	spiral	...	...	–18.57	0.25	8.65	...	good
1151-0012	11:54:12.07 –00:28:56.7	26.2	Sc	dwarf	...	...	–14.86	0.34	7.28	16	good
1154-0215	11:57:07.11 –02:31:58.8	87.5	Sbc	dwarf	...	...	–17.28	0.36	8.28	23	good
1157-0040	11:59:36.33 –00:57:29.4	...	Sc	spiral	...	...	...	0.42	...	...	good
1157-0101	12:00:05.59 –01:18:35.0	...	dE	dwarf	...	...	...	0.31	...	...	good
1158+0023	12:00:38.13 +00:06:37.4	...	dI	dwarf	...	...	...	0.35	...	...	good
1158+0220	12:01:18.26 +02:03:54.8	283.9	Sc	spiral	...	...	–19.49	0.41	9.23	...	good
1159-0055	12:01:40.16 –01:12:15.3	...	dE	dwarf	...	...	...	0.52	...	...	good

Table 1: – *continued.*

galaxy name	RA & DEC (J2000.0)	$D$ (Mpc)	morphology [NED]	class	HI flux (Jy km/s)	$\log(M_{\text{HI}})$ ( $M_{\odot}$ )	$M_r$ (mag)	$(g-r)$ (mag)	$\log(M_*)$ ( $M_{\odot}$ )	$I_{\text{so}}$	Flag*
1159+0027	12:01:43.47 +00:10:59.2	447.1	Sc	lenticular			−19.83	0.45	9.42	...	not used
1201-0240	12:03:41.91 −02:57:04.4	267.7	Scd	spiral			−19.05	0.29	8.90	...	good
1205-0215	12:08:06.17 −02:31:56.1	110.8	Sc	spiral			−19.16	0.40	9.08	3	good
1206-0214	12:09:01.79 −02:31:22.6	242.4	Sbc	spiral			−19.09	0.32	8.95	...	good
UGC 7137	12:09:26.90 +22:05:36.0	104.6	DBL SYS	position is off			−19.23	0.45	9.18	11	not used
1208-0300	12:11:13.35 −03:16:52.5	754.9	Sbc	high redshift			−22.36	1.00	11.15	...	not used
1209+0136	12:12:03.75 +01:19:30.1	...	Sc	dwarf			...	0.44	...	...	good
1210+0115	12:12:43.79 +00:58:54.9	...	dIn	dwarf			...	1.17	...	...	good
1210+0130	12:12:57.13 +01:13:48.4	...	dE	dwarf			...	0.61	...	...	good
1211+0156	12:14:06.67 +01:39:39.8	...	dI	dwarf			...	0.37	...	...	good
LSBC F644-03	12:14:11.57 +15:57:54.5	...	dE2:	dwarf			...	0.45	...	...	good
1212-0039	12:15:26.98 −00:56:22.7	321.4	Sc	lenticular			−19.48	0.54	9.40	...	not used
1213-0218	12:15:44.84 −02:35:28.3	...	Sm	spiral			...	1.22	...	...	good
1214-0110	12:16:38.70 −01:27:06.6	12.7	Irr	irregular			−14.28	0.30	7.00	23	good
LSBC F573-05	12:17:13.12 +19:05:13.8	190.5	S0/p	lenticular			−22.20	0.89	10.94	...	not used
UGC 7346	12:18:41.78 +17:43:08.5	11.7	dE	dwarf			−16.35	0.53	8.13	128	good
1216-0207	12:18:58.83 −02:24:18.6	...	dI	no SDSS galaxy							not used
1216-0140	12:18:59.88 −01:56:52.6	...	Sm	dwarf			...	0.44	...	...	good
LSBC F644-05	12:19:30.09 +13:59:26.5	...	dE0	dwarf			...	0.09	...	...	good
LSBC F573-10	12:22:23.79 +17:01:10.9	...	dE4	dwarf			...	0.56	...	...	good
1221-0106	12:24:01.30 −01:22:45.9	105.0	Sbc	dwarf			−16.46	0.18	7.71	4	good
NGC 4382	12:25:24.11 +18:11:29.4	10.4	SA(s)0 <sup>+</sup> pec	spiral			−19.71	0.56	9.52	158	bad
LSBC F644-04	12:25:35.98 +15:50:52.1	15.5	dE5	dwarf			−15.62	0.61	7.94	158	good
1223-0052	12:26:10.05 −01:09:23.1	179.8	Sa	lenticular			−20.24	0.53	9.68	...	not used
1224-0037	12:27:04.56 −00:54:23.2	31.8	Sm	lenticular			−17.33	0.32	8.25	21	not used
1224-0145	12:27:19.43 −02:01:47.4	675.8	Sm	...			−16.94	−1.30	5.90	...	not used
LSBC F573-06	12:27:38.78 +18:26:04.4	15.1	dEn	dwarf			−16.25	0.58	8.15	85	good
1226-0212	12:29:12.92 −02:29:20.3	273.2	Sc	lenticular			...	...	...	...	not used
1227-0101	12:29:46.24 −01:17:42.4	32.4	Irr	irregular			−16.15	0.25	7.69	21	good
LSBC F574-08	12:32:36.16 +18:01:23.0	12.9	S0/a	spiral			−16.23	0.64	8.22	110	bad
1230-0005	12:33:09.56 −00:22:30.8	...	dE	dwarf			...	0.66	...	...	good
UGC 7707	12:33:18.47 +17:27:33.7	16.8	dE4	dwarf			−15.94	0.60	8.05	90	good
LSBC F574-07	12:39:30.23 +18:22:05.7	13.5	dS0	spiral			−15.05	0.58	7.68	79	good
LSBC F574-09	12:42:20.57 +17:30:35.1	17.4	S0/p	spiral			−16.60	0.32	7.96	44	good
UGC 7929	12:45:20.78 +21:25:37.5	...	dwarf	dwarf			...	0.49	...	...	good
NGC 4685	12:47:11.44 +19:27:51.7	97.0	S0-:	lenticular			−22.26	0.78	10.82	4	not used
LSBC F574-06	12:48:20.23 +18:38:19.4	...	dI	dwarf			...	0.20	...	...	good
1247+0231	12:50:07.33 +02:14:52.6	15.3	dE	dwarf			−14.49	0.54	7.41	161	good
1250-0058	12:52:49.14 −01:14:25.0	...	dE	high redshift			...	1.06	...	...	not used
1250+0200	12:52:49.40 +01:44:04.3	11.9	dE	dwarf			−13.50	0.58	7.05	161	not used
1250-0009	12:53:23.50 −00:25:26.0	201.7	interacting	interacting			−20.83	0.54	9.93	...	not used
1250+0212	12:53:24.20 +01:55:53.1	12.7	dEn	dwarf			−14.28	0.62	7.43	160	good



Table 1: – *continued.*

galaxy name	RA & DEC (J2000.0)	$D$ (Mpc)	morphology [NED]	class	HI flux (Jy km/s)	$\log(M_{\text{HI}})$ ( $M_{\odot}$ )	$M_r$ (mag)	$(g-r)$ (mag)	$\log(M_{\star})$ ( $M_{\odot}$ )	$I_{\text{so}}$	Flag*
1251+0218	12:53:53.05 +02:02:00.1	212.9	dI	dwarf			−19.17	0.46	9.17	...	good
1251+0010	12:54:05.17 −00:06:04.4	13.9	dE	dwarf			−14.93	0.61	7.66	133	good
LSBC F646-02	12:56:25.00 +15:05:09.1	...	dwarf	dwarf			...	1.70	...	...	good
1254-0015	12:56:35.47 −00:31:40.2	...	dI	dwarf			...	0.07	...	..	good
1258-0145	13:00:59.63 −02:01:08.4	...	dI	dwarf			...	0.36	...	..	good
LSBC F575-01	13:02:41.87 +21:59:50.6	...	IB?m V	irregular			...	0.55	...	...	good
1300+0228	13:02:54.84 +02:12:06.8	...	dE	dwarf			...	1.71	...	...	good
LSBC F508-01	13:02:57.62 +26:04:39.9	...	dI	dwarf			...	0.60	...	...	good
1301-0143	13:04:16.50 −02:00:01.6	...	Scd	spiral			...	0.46	...	...	good
LSBC F575-04	13:04:29.91 +17:45:32.1	...	dE	dwarf			...	0.55	...	...	good
1303-0125	13:05:42.16 −01:41:41.4	...	Sc	irregular			...	0.56	...	...	good
1304+0054	13:06:38.41 +00:38:40.2	...	dI	no SDSS galaxy							not used
LSBC F508-02	13:06:58.98 +22:44:14.9	148.6	Sb-p-	spiral			−21.76	0.74	10.57	4	good
1309+0229	13:11:34.37 +02:13:21.9	323.8	Sd	dwarf			−19.15	0.71	9.49	...	good
1309-0035	13:11:53.88 −00:51:30.3	...	Sbc	spiral			...	0.43	...	...	good
1310+0013	13:12:44.92 −00:02:24.0	126.0	dEn	dwarf			−19.21	0.40	9.11	1	good
IC 858	13:14:51.94 +17:13:36.4	98.1	S0?	lenticular			−22.04	0.82	10.79	14	not used
1317+0128	13:19:57.24 +01:12:47.2	...	dI	dwarf			...	0.73	...	...	good
1319+0200	13:21:43.41 +01:45:16.9	...	interacting	interacting			...	0.02	...	...	not used
1321+0118	13:23:45.23 +01:02:31.4	455.2	Sc	high redshift			−22.64	0.58	10.71	...	not used
1325-0205	13:27:54.98 −02:21:02.4	50.1	Sc	spiral			−15.60	0.07	7.23	12	good
1327-0141	13:30:16.48 −01:56:55.2	...	Sdm	dwarf			...	0.29	...	...	good
1329-0106	13:32:26.96 −01:22:12.4	54.0	dEn	dwarf			−16.92	0.31	8.07	10	good
LSBC F577-01	13:43:35.07 +18:03:23.7	112.9	Ep	lenticular			−21.73	0.82	10.66	13	not used
UGC 8691	13:44:25.00 +20:24:50.0	116.9	S?	spiral			−20.80	0.80	10.27	8	good
1351-0103	13:53:46.47 −01:18:28.5	105.4	dE	dwarf			−18.46	0.37	8.77	8	good
1352-0131	13:54:39.10 −01:45:47.1	220.6	dE	dwarf			−19.39	0.37	9.14	...	good
1353+0156	13:55:43.17 +01:42:12.6	209.3	dI	dwarf			−19.40	0.44	9.24	...	good
1353-0153	13:56:33.69 −02:07:45.0	614.1	Sbc	high redshift			−22.06	0.82	10.79	...	not used
1354-0100	13:56:49.42 −01:15:22.5	805.7	Sm	high redshift			−22.74	0.73	10.95	...	not used
1354-0051	13:56:58.18 −01:06:06.2	130.9	Sc	spiral			−19.03	0.41	9.05	4	good
1358-0228	14:01:26.66 −02:42:45.9	127.4	Sm	spiral			−20.50	0.41	9.63	1	good
1359-0106	14:01:53.80 −01:20:34.4	107.6	dI	dwarf			−16.17	−1.20	5.77	9	good
1404+0226	14:07:21.02 +02:12:37.4	...	Sbc	spiral			...	0.29	...	...	good
1408-0023	14:10:59.75 −00:37:52.5	140.0	Sbc	spiral			−18.15	0.29	8.53	2	good
1408+0056	14:11:30.06 +00:41:59.9	227.8		spiral			−19.38	0.30	9.04	...	good
1409-0049	14:11:40.70 −01:03:07.8	103.8		spiral			−18.08	0.21	8.39	13	good
UGC 9087	14:12:16.83 +18:17:58.1	73.3	S0?	spiral			−20.96	0.91	10.48	10	good
1409-0020	14:12:18.10 −00:34:09.5	...	dI	dwarf			...	0.26	...	...	good
LSBC F578-01	14:12:39.58 +20:23:13.2	122.3	E/S0	lenticular			−22.03	0.83	10.81	7	not used
NGC 5513	14:13:08.63 +20:24:58.6	71.3	S0	lenticular			−22.11	0.73	10.69	14	not used
1428-0226	14:31:27.20 −02:40:09.0	104.9	Sd	spiral			−18.20	0.31	8.58	1	good

Table 1: – *continued.*

galaxy name	RA & DEC (J2000.0)	$D$ (Mpc)	morphology [NED]	class	HI flux (Jy km/s)	$\log(M_{\text{HI}})$ ( $M_{\odot}$ )	$M_r$ (mag)	$(g-r)$ (mag)	$\log(M_{\star})$ ( $M_{\odot}$ )	$I_{\text{so}}$	Flag*
1430+0214	14:33:11.64 +02:01:29.8	483.7	Sc	high redshift			−21.79	1.07	11.02	...	not used
1430-0049	14:33:21.43 −01:03:04.3	127.3	Scd	spiral			−18.18	0.44	8.74	1	good
LSBC F579-04	14:33:46.66 +18:51:54.0	326.4	dI:	...			−22.43	0.96	11.13	...	not used
1432+0214	14:34:43.48 +02:01:02.1	...	Sc	dwarf			...	0.22	...	...	good
1433+0255	14:35:36.57 +02:42:22.7	...	dI	dwarf			...	0.26	...	...	good
1434+0020	14:36:38.63 +00:07:02.6	127.7	dEn	dwarf			−19.29	0.49	9.26	6	good
LSBC F580-05	14:36:53.38 +18:19:16.5	...	S0/Sa	no SDSS galaxy							not used
1434+0155	14:37:16.68 +01:42:27.9	...	Sc	spiral			...	0.34	...	...	good
1434-0221	14:37:28.72 −02:34:26.2	109.1	Sb	spiral			−18.32	0.36	8.70	2	good
1434-0055	14:37:29.91 −01:08:31.1	60.3	dE	dwarf			−16.54	0.24	7.82	1	good
1435-0129	14:37:51.25 −01:42:31.4	...	dI	no SDSS galaxy							not used
1435-0118	14:38:04.21 −01:31:19.7	...	Sdm	no SDSS galaxy							not used
LSBC F580-06	14:39:58.10 +21:35:49.1	132.8	Sc/p	spiral			−20.61	0.84	10.24	1	good
LSBC F580-03	14:41:20.00 +19:06:00.9	...	Sb(r)	no SDSS galaxy							not used
LSBC F723-V03	14:44:27.10 +12:24:31.0	...	Im	no SDSS galaxy							not used
1443+0209	14:45:40.10 +01:57:16.0	...	dE	dwarf			...	...	...	...	bad
1443-0052	14:46:20.63 −01:05:20.1	124.3	Irr(sa)	interacting			−18.19	0.04	8.11	3	not used
1443-0138	14:46:30.74 −01:51:28.0	126.3	dIn	dwarf			−18.32	0.09	8.34	3	good
1443+0058	14:46:31.77 +00:45:36.0	889.9	Sc	high redshift			−22.94	0.99	11.37	...	not used
1444-0210	14:47:02.37 −02:23:07.3	126.9	Sm	spiral			−18.88	0.29	8.82	2	good
UGC 9532	14:47:55.25 +19:03:26.9	180.3	Compact Group	position is off			−21.49	0.88	10.65	...	not used
1446-0041	14:49:09.35 −00:54:10.2	118.3	Sc	spiral			−20.00	0.38	9.40	10	good
1446-0121	14:49:23.16 −01:33:34.8	...	dIn	dwarf			...	0.06	...	...	good
1449+0100	14:52:16.45 +00:48:14.7	908.0		high redshift			−22.64	0.91	11.15	...	not used
1450+0230	14:53:25.26 +02:18:11.0	116.5	Sbc	spiral			−18.21	0.29	8.56	5	good
1451-0055	14:54:23.87 −01:07:47.4	99.3	IB(s)m	spiral			−18.16	−0.30	7.74	2	good
LSBC F581-02	14:56:50.29 +19:55:47.1	256.5	S0p	lenticular			−22.00	0.86	10.82	...	not used
LSBC F507-V01	15:20:57.42 +24:48:51.5	...	Sm	no SDSS galaxy							not used
LSBC F582-01	15:30:37.16 +22:52:24.3	...	Sbc	no SDSS galaxy							not used
LSBC F507-V02	15:33:20.60 +24:05:45.8	...	dI/Im	no SDSS galaxy							not used
UGC 9927	15:36:27.77 +22:30:01.8	61.8	SBO	lenticular			−20.72	0.73	10.14	1	not used
LSBC F507-V03	15:39:54.58 +26:25:27.1	...	dI	no SDSS galaxy							not used
UGC 10049	15:49:17.23 +21:49:41.9	150.1	S0?	irregular			−15.23	0.05	6.92	6	good
UGC 10050	15:49:44.91 +18:31:36.9	59.0	S0	lenticular			−20.94	0.66	10.14	7	not used
LSBC F515-01	15:49:46.97 +26:35:50.9	...	S(r)	no SDSS galaxy							not used
LSBC F583-03	15:51:33.93 +20:12:03.3	...	S0/p	high redshift							not used
LSBC F727-V01	15:51:40.52 +08:52:26.1	302.1	Sc	spiral			−21.36	0.80	10.49	...	good
LSBC F515-02	15:58:22.67 +23:48:36.0	243.9	S:	spiral			−16.33	1.47	9.36	...	bad
NGC 6027	15:59:12.54 +20:45:48.1	63.5	S0 pec	merger			−20.73	0.77	10.19	16	not used
LSBC F515-V01	16:01:52.77 +26:30:18.2	...	ring	high redshft			...	0.96	...	...	not used
LSBC F585-V01	16:25:57.37 +20:39:33.6	28.4	dI	dwarf			−15.02	0.08	7.01	5	good
LSBC F728-02	16:29:01.60 +11:22:36.6	...	Sm/ring	spiral			...	0.78	...	...	good

Table 1: – *continued.*

galaxy name	RA & DEC (J2000.0)	$D$ (Mpc)	morphology [NED]	class	HI flux (Jy km/s)	$\log(M_{\text{HI}})$ ( $M_{\odot}$ )	$M_{\text{r}}$ (mag)	$(g-r)$ (mag)	$\log(M_{\star})$ ( $M_{\odot}$ )	$I_{\text{so}}$	Flag*
LSBC F728-V03	16:31:27.19 +11:12:29.3	...	ring	spiral	...	...	0.51	...	...	...	good
LSBC F585-01	16:33:01.62 +22:47:50.6	155.2	E/S0	lenticular	–22.69	...	0.94	11.21	...	...	not used
LSBC F657-01	16:38:15.46 +14:16:28.1	373.8	Irr	...	–21.83	...	0.81	10.70	...	...	not used
LSBC F657-02	16:47:55.90 +15:26:50.0	...	Sc	spiral	...	...	0.82	...	...	...	bad
LSBC F730-01	16:56:36.43 +08:46:21.3	...	dI/dE	dwarf	...	...	...	...	...	...	bad
LSBC F730-V01	17:03:55.90 +10:10:48.0	153.1	Sm	spiral	–20.12	...	0.48	9.57	...	...	good
LSBC F519-01	17:18:46.09 +26:25:56.4	...	E/S0	position is off	...	...	1.00	...	...	...	not used
LSBC F519-02	17:22:32.52 +25:57:35.2	...	Sc	spiral	...	...	0.81	...	...	...	good
LSBC F520-01	17:28:54.62 +25:49:02.6	...	SBb	spiral	...	...	0.74	...	...	...	good
LSBC F520-02	17:38:18.13 +25:59:02.7	...	Im/dI	dwarf	...	...	0.63	...	...	...	good
LSBC F520-V01	17:46:50.90 +24:48:29.0	...	Sc/Irr	spiral	...	...	0.31	...	...	...	good
LSBC F520-03	17:48:41.64 +26:12:07.2	40.5	dI	dwarf	–16.76	...	0.25	7.93	3	...	good
LSBC F597-01	20:43:55.08 +22:03:51.6	...	Sc	spiral	...	...	...	...	...	...	bad
LSBC F597-V01	20:44:05.90 +22:05:38.2	...	S/ring	spiral	...	...	...	...	...	...	bad
LSBC F530-02	21:08:13.67 +27:14:08.2	208.2	S(r)	spiral	...	...	...	...	...	...	bad
LSBC F672-V01	21:49:32.40 +15:52:32.0	...	Sc/Sm	spiral	...	...	0.13	...	...	...	good
LSBC F672-V02	21:49:38.55 +15:51:13.6	...	Im:	no SDSS galaxy	...	...	...	...	...	...	not used
LSBC F745-V02	21:57:48.40 +11:00:21.0	...	Sc(r)	spiral	...	...	0.77	...	...	...	good
LSBC F532-V01	22:02:48.71 +26:06:28.2	...	ring	spiral	...	...	0.82	...	...	...	good
LSBC F673-02	22:14:31.95 +13:46:21.9	104.2	S/Malin-like	spiral	–21.05	...	0.77	10.33	29	...	bad
LSBC F746-V01	22:17:15.21 +09:54:16.8	...	S(r)	dwarf	...	...	0.80	...	...	...	good
LSBC F602-V03	22:32:14.50 +18:38:02.0	...	Im/Sm	irregular	...	...	0.08	...	...	...	good
LSBC F746-V02	22:33:33.55 +11:30:53.7	...	Irr	no SDSS galaxy	...	...	...	...	...	...	not used
LSBC F533-02	22:33:56.59 +25:09:39.1	...	ring/Sb-p-	spiral	...	...	0.41	...	...	...	good
LSBC F533-V01	22:36:11.70 +23:42:44.0	...	Sd	irregular	...	...	0.58	...	...	...	good
2250+0059	22:52:55.53 +01:15:57.5	...	Sdm	irregular	...	...	0.32	...	...	...	good
2253-0128	22:56:25.48 –01:12:27.6	...	dI	dwarf	...	...	0.61	...	...	...	good
2254-0158	22:56:44.21 –01:42:20.8	...	Sdm	irregular	...	...	0.25	...	...	...	good
2254-0243	22:57:07.87 –02:27:08.2	36.8	dIn	dwarf	–16.40	...	0.06	7.37	4	...	good
2257+0025	22:59:55.72 +00:41:19.3	...	Sd	...	...	...	0.38	...	...	...	not used
2257-0253	22:59:59.19 –02:37:33.8	...	Sc	irregular	...	...	0.36	...	...	...	good
LSBC F677-01	23:11:58.30 +15:49:49.0	...	Sm	spiral	...	...	0.61	...	...	...	good
2309-0122	23:12:21.04 –01:05:42.5	111.8	SBc	spiral	–18.50	...	0.61	9.10	9	...	good
2310-0237	23:12:51.47 –02:20:56.3	434.5	dI	high redshift	–21.77	...	–0.30	9.17	...	...	not used
2314+0230	23:16:38.97 +02:46:29.3	...	Sc	spiral	...	...	0.56	...	...	...	good
2314-0230	23:16:49.55 –02:13:38.0	...	Sm	spiral	...	...	0.21	...	...	...	good
2314-0046	23:17:18.75 –00:29:44.4	186.0	Sc	spiral	–19.05	...	0.43	9.08	...	...	good
LSBC F821-01	23:21:49.30 +03:49:43.9	132.4	Sc-p/one-arm	interacting pair	–21.34	...	0.63	10.26	2	...	not used
2320-0118	23:22:58.37 –01:01:41.5	146.8	Sc	spiral	–18.33	...	0.33	8.66	3	...	good
LSBC F821-02	23:23:31.63 +03:03:10.9	239.3	S0	lenticular	–22.81	...	1.00	11.33	...	...	not used
LSBC F677-V07	23:28:27.90 +17:12:30.0	...	dI	dwarf	...	...	0.37	...	...	...	good
2328-0011	23:30:47.11 +00:05:11.4	76.8	Sbc	spiral	–18.23	...	0.52	8.87	7	...	good

Table 1: – *continued.*

galaxy name	RA & DEC (J2000.0)	$D$ (Mpc)	morphology [NED]	class	HI flux (Jy km/s)	$\log(M_{\text{HI}})$ ( $M_{\odot}$ )	$M_r$ (mag)	$(g-r)$ (mag)	$\log(M_{\star})$ ( $M_{\odot}$ )	$I_{\text{so}}$	Flag*
2328+0004	23:31:08.70 +00:20:48.6	179.6	Scd	spiral			−18.68	0.30	8.75	...	good
2329-0204	23:31:40.84 −01:48:01.3	...	Sc	spiral			...	0.68	...	...	good
2332-0056	23:34:45.02 −00:40:22.8	256.5	dEn	dwarf			−20.62	0.56	9.88	...	good
2333+0017	23:36:02.41 +00:34:03.5	...	Scd	irregular			...	0.66	...	...	good
2333+0132	23:36:29.39 +01:49:13.6	...	dE	dwarf			...	0.73	...	...	good
2334-0235	23:37:06.78 −02:18:46.2	146.1	Scd	spiral			−20.23	0.54	9.70	1	good
LSBC F750-01	23:37:50.50 +11:19:03.2	...	Sc	spiral			...	0.55	...	...	good
2335-0044	23:38:11.04 −00:27:46.9	151.2	Sd	spiral			−20.64	0.67	10.03	...	good
2339-0122	23:41:45.48 −01:05:29.6	154.0	Sc	spiral			−18.73	0.41	8.93	...	good
2339+0237	23:42:02.20 +02:54:21.7	...	Sb	spiral			...	0.22	...	...	good
2339-0244	23:42:06.26 −02:27:40.1	102.8	Scd	spiral			−19.41	0.32	9.08	4	good
LSBC F750-03	23:42:13.38 +11:04:34.6	257.0	Sb	spiral			−21.79	0.48	10.24	...	good
2342+0213	23:45:31.53 +02:30:04.1	...	Scd	spiral			...	0.79	...	...	good
2343+0025	23:46:23.56 +00:42:26.0	...	Sbc	spiral			...	0.26	...	...	good
2345-0247	23:47:51.01 −02:30:53.8	...	Sbc	dwarf			...	0.27	...	...	good
2347+0136	23:50:09.54 +01:53:26.6	...	Sc	spiral			...	0.80	...	...	good
2348+0044	23:51:02.53 +01:01:06.9	...	Sbc	spiral			...	0.36	...	...	good
2351+0212	23:53:35.68 +02:29:23.6	...	dI	dwarf			...	0.04	...	...	good
LSBC F750-V01	23:54:19.58 +10:56:35.7	13.5	Irr	irregular			−13.92	0.69	7.37	2	not used

Note to Table: \* Flag: only galaxies with “good” flags were used for analysis