

Physical and Geometrical Parameters of VCBS XIII: HIP 105947

Suhail G. Masda^{1,2}, Mashhoor A. Al-Wardat³ and J. M. Pathan⁴

¹ Physics Department, Dr. Babasaheb Ambedkar Marathwada University, Aurangabad-431001, Maharashtra, India; suhail.masda@gmail.com

² Physics Department, Hadhramout University, PO Box:50511, Mukalla, Yemen

³ Dep. of Physics and Institute of Astronomy and Space Sciences, Al al-Bayt University, PO Box: 130040, Mafraq, 25113 Jordan

⁴ Physics Department, Maulana Azad College, Aurangabad-431001, Maharashtra, India

Received 2017 Sep 24; Accepted 2018 Feb 8

Abstract The perfect physical and geometrical parameters of the main-sequence close visual binary system (CVBS); HIP 105947, are explicitly presented. These parameters have been constructed conclusively using Al-Wardat's complex method for analysing CVBSs, which is a method for constructing a synthetic spectral energy distribution (SED) for the entire binary system using individual SED for each component star. Which in its turn built using Kurucz (ATLAS9) line-blanketed plane-parallel models. At the same time, the orbital parameters for the system are calculated using Tokovinin's dynamical method for constructing the best orbits of interferometric binary system. Henceforth, the mass-sum of the components, the $\Delta\theta$ and $\Delta\rho$ residuals for the system are introduced. The combination of Al-Wardat's and Tokovinin's methods yields the estimation of the physical and geometrical parameters to their best values. The positions of the components of the system on the evolutionary tracks and isochrones are plotted and their formation and evolution are discussed.

Key words: binaries: close - binaries: visual- stars: fundamental parameters-stars: individual: HIP 105947.

1 INTRODUCTION

Studies of duplicity and multiplicity of stars in the Galaxy showed that their ratio reaches 50 per cent among nearby solar-type main-sequence stars [Duquenois & Mayor \(1991\)](#), and 42 per cent among nearby M stars [Fischer & Marcy \(1992\)](#). Most of these stars are either visually close enough to each other or far away that they appear as single stars, i.e. the separation angle between the components is small, and henceforth will be called close visual binary stars (CVBSs).

One of the *Hipparcos* mission goals was to reveal the duplicity of these stars and it reported thousands of resolved stars and their relative position measurements. At the same time and later on, several astronomical groups used special techniques like speckle-interferometry and adaptive optics with ground-based telescopes to observe these stars and to measure their relative positions and magnitude differences.

The study and analysis of stellar binary systems is an extremely sensational and productive topic, especially for the estimation of stellar masses and distances which is usually derived in a considerable way from accurate analysis of synthetic spectra, keplerian motions, radial velocity curves and theoretical evolutionary tracks ([Dryomova & Svechnikov 2003](#); [Malkov et al. 2010](#)).

Some of the physical and geometrical parameters can be estimated directly in the cases of eclipsing and spectroscopic binaries, while there is no direct way to estimate the parameters of CVBSs (Al-Wardat et al. 2017). So, Al-Wardat's complex method for analysing CVBSs (Al-Wardat et al. 2016) presents an indirect method which combines magnitude difference measurements from speckle interferometry with the system's entire spectral energy distributions from spectrophotometry along with the atmospheric modelling to estimate the physical and geometrical parameters, and it was combined with Tokovinin's method for dynamical analysis (Tokovinin 1992) to get the complete set of these parameters for the individual components of a binary system.

The method has been applied with substantial success to several solar-type stars like ADS 11061, COU 1289, COU 1291, HIP 11352, HIP 11253, HIP 70973, HIP 72479, Gliese 150.2, Gliese 762.1, COU 1511, and FIN 350 (Al-Wardat 2002, 2007, 2009; Al-Wardat & Widyan 2009; Al-Wardat 2012; Al-Wardat et al. 2014b, 2016; Masda et al. 2016; Al-Wardat et al. 2017) (henceforth papers I, II, III, IV, V, VIII, X, XI and XII, respectively) and to a most rare instances like sub-giant binary systems HD 25811, HD 375 and HD 6009 Al-Wardat et al. (2014c,a); Al-Wardat (2014) (henceforth paper VI, VII and IX in this series respectively).

This paper, the 13th of a series, presents the complete collection of the physical and geometrical parameters of the solar-type close visual binary system; HIP 105947 (HD 204236).

As a matter of fact, HIP 105947 is known as solar neighborhood (CVBS) located at a kinematic distance of 57.21 ± 0.003 pc (17.48 ± 1.02 mas) van Leeuwen (2007) and its measured separation is less than or equal to $0''.2$. The system was detected through the *Hipparcos* mission and the first observation was given for the 1991.25 epoch of the *Hipparcos* catalog ESA (1997).

The first orbit of HIP 105947 was calculated by (Balega et al. 2006) depending on Monet (1977) method, their estimated mass-sum was $2.68 \pm 0.58 M_{\odot}$ using the old *Hipparcos* parallax of 17.11 ± 1.13 mas (ESA 1997). After that it was modified by (Mason et al. 2010) depending on the methods described by (Hartkopf et al. 2001), their estimated mass-sum was $2.30 \pm 1.14 M_{\odot}$ using the revised *Hipparcos* parallax of 17.48 ± 1.02 mas (van Leeuwen 2007). The last observational relative position measurement used by Mason et al. (2010) was at epoch 2009.6707. So, five new observational points from epoch 2010.4818 to epoch 2015.4974 are included in our modified orbit (Table 1).

Table 1 New data of Interferometric Measurements for the HIP 105947 system.

	Data Epoch	θ ($^{\circ}$)	ρ ($''$)	$(\lambda/\Delta\lambda)$ (nm)	Tel.* (m)	References
HIP 105947	2010.4818	165.5	0.1788	562/40	3.5	(Horch et al. 2011)
	2013.7363	225.8	0.0850	534/22	4.1	(Tokovinin et al. 2014)
	2014.7629	266.6	0.0726	778/132	4.2	(Tokovinin et al. 2015)
	2015.4974	304.4	0.0908	543/22	4.1	(Tokovinin et al. 2016)
	2015.4974	304.8	0.0952	788/132	4.1	(Tokovinin et al. 2016)

* Telescope aperture in meters where the observations were obtained.

2 OBSERVATIONAL DATA

The entire observational spectral energy distribution (SED) for the system; HIP 105947 was taken from Al-Wardat (2003) (Figure 1), and it was used as reference for the comparison with entire synthetic SED. The observational SED (Figure 1) was obtained using a low-resolution grating ($325/4^{\circ}$ grooves/mm, $5.97 \text{ \AA}/\text{px}$ reciprocal dispersion) within the UAGS spectrograph at the 1 m (Zeiss-1000) telescope of SAO-Russia and it covers the approximate wavelength range λ 3700 to 8000 \AA .

Table 2 contains the fundamental data for HIP 105947. These data were taken from SIMBAD database, NASA/IPAC, Hipparcos, and Tycho Catalogues ESA (1997) and Strömgen and Table 3 shows the magnitudes difference Δm between the components of the system along with filters used in

the observation expressed in nm and reference for each value from Fourth Catalog of Interferometric Measurements of Binary Stars (INT4) ¹.

Table 2 The real observations data from SIMBAD database and real magnitudes and colour indices from Hipparcos, and Tycho Catalogues and Strömrgren for the HIP 105947 system.

Property	HIP 105947 HD 204236	Source of data
α_{2000} ¹	21 ^h 27 ^m 23 ^s .255	SIMBAD ²
δ_{2000} ³	-07°00'56.''95	-
SAO	145409	-
Sp. Typ.	F8	-
E(B-V)	0.10 ± 0.003	NASA/IPAC ⁴
A_V	0.31 ± 0.003	-
$V_J(Hip)$	7.53	ESA (1997)
B_J	8.10 ± 0.02	5
$(V - I)_J$	0.67 ± 0.01	ESA (1997)
$(B - V)_J$	0.60 ± 0.02	-
B_T	8.24 ± 0.02	5
V_T	7.59 ± 0.01	5
$(u - v)_S$	0.95 ± 0.02	6
$(v - b)_S$	0.56 ± 0.01	6
$(b - y)_S$	0.37 ± 0.00	6
π_{Hip} (mas)	17.11 ± 1.13	ESA (1997)
π_{Hip} (mas)	17.48 ± 1.02	Van Leeuwen (2007)

Notes.

¹ Right Ascension, ² <http://simbad.u-strasbg.fr/simbad/sim-fid>.

³ Declination, ⁴ (Schlegel et al. 1998), ⁵ (Høg et al. 2000), ⁶ (Hauck & Mermilliod 1998),

3 METHOD AND ANALYSIS

3.1 HIP 105947

Entire visual magnitude of the binary ($m_v(V_J)$) and magnitude difference between its components (Δm) are the start keys of applying Al-Wardat's complex method for analysing CVBSs. Together, they led to the determination of the apparent magnitudes of the individual components of the system using the following simple relationships:

$$m_v^A = m_v + 2.5 \log(1 + 10^{-0.4\Delta m}), \quad (1)$$

$$m_v^B = m_v^A + \Delta m, \quad (2)$$

and their errors follow using the following equations:

$$\sigma_{m_v^A}^2 = \sigma_{m_v}^2 + \left(\frac{1}{1 + 10^{+0.4\Delta m}}\right)^2 \sigma_{\Delta m}^2, \quad (3)$$

$$\sigma_{m_v^B}^2 = \sigma_{m_v^A}^2 + \sigma_{\Delta m}^2 \quad (4)$$

For the system HIP 105947, the mean speckle-interferometric magnitude difference was taken as $1^m.53 \pm 0.07$, which is the average of all Δm measurements under different speckle filters for V-band filters (534 -562) nm with different band widths (see Table 3), as the closest filters to V_J .

¹ <http://www.usno.navy.mil/USNO/astrometry/optical-IR-prod/wds/int4>

Table 3 Magnitude difference between the components of the HIP 105947 system and available errors, along with filters used to obtain the observations.

Δm (mag)	$\sigma_{\Delta m}$	Filter ($\lambda/\Delta\lambda$) (nm)	Ref. ^{**}
1.17	0.60	$V_{Hip} : 550/40$	1
1.50	0.04	545/30	2
1.40	0.02	545/30	3
1.29	0.05	850/75	3
1.31	0.06	600/30	3
1.47	0.03	545/30	4
1.56	*	550/40	5
1.56	*	550/40	6
2.00	*	551/22	7
1.40	*	657/05	7
1.50	*	551/22	7
1.50	*	788/132	8
1.37	*	692/40	9
1.44	*	562/40	9
1.90	*	534/22	10
1.10	*	788/132	11
1.30	*	543/22	12
1.50	*	788/132	12

* The errors are not given in Fourth Catalog of Interferometric Measurements of Binary Stars (INT4).

** ¹ESA (1997), ²Pluzhnik (2005) ³(Balega et al. 2006), ⁴(Balega et al. 2007), ⁵(Horch et al. 2008), ⁶(Horch et al. 2010), ⁷(Tokovinin et al. 2010b), ⁸(Tokovinin et al. 2010a), ⁹(Horch et al. 2011), ¹⁰(Tokovinin et al. 2014), ¹¹(Tokovinin et al. 2015), ¹²(Tokovinin et al. 2016).

This value was implemented concurrently with the entire visual magnitude $m_v = 7^m.53$ of the system (Table 2) in Equations 1 & 2, and resulted in calculating the individual apparent magnitudes of the components of the system as $m_v^A = 7^m.77 \pm 0.01$ and $m_v^B = 9^m.30 \pm 0.07$ for the primary and secondary components of the system, respectively.

Using the updated *Hipparcos* parallax of $d = 57.21 \pm 0.003$ pc van Leeuwen (2007), with the following relation:

$$M_V - m_v = 5 - 5 \log(d) - A_V, \quad (5)$$

the absolute magnitudes along with their errors follow as: $M_V^A = 3^m.98 \pm 0.13$ and $M_V^B = 5^m.51 \pm 0.14$. Note that the interstellar extinction can be neglected ($A_V \approx 0$) because the system is a nearby one.

The errors of the absolute magnitudes were calculated using the following relation:

$$\sigma_{M_V^*}^2 = \sigma_{m_v^*}^2 + \left(\frac{\log e}{0.2\pi_{Hip}} \right)^2 \sigma_{\pi_{Hip}}^2; \quad * = A, B. \quad (6)$$

where $\sigma_{m_v^*}$ are the errors of the apparent magnitudes of the A and B components in Equations 3 & 4.

Hence, depending on the estimated preliminary absolute magnitudes, the preliminary values of the effective temperature and gravity acceleration for each component were taken from the Tables of Lang (1992) and Gray (2005) as follows: $T_{\text{eff}} = 6200$ K, $\log g = 4.31$ for the primary component and $T_{\text{eff}} = 5490$ K, $\log g = 4.47$ for the secondary component.

Note that for solar-type stars, these parameters are related to other parameters according to the following equations:

$$\log \frac{R}{R_\odot} = \frac{M_{bol}^\odot - M_{bol}}{5} - 2 \log \frac{T_{\text{eff}}}{T_\odot}, \quad (7)$$

$$\log g = \log \frac{M}{M_\odot} - 2 \log \frac{R}{R_\odot} + \log g_\odot. \quad (8)$$

where $T_{\odot} = 5777$ K, $M_{bol}^{\odot} = 4^m.75$ and $\log g_{\odot} = 4.44$. $M_{bol} = M_V + BC$; BC indicates the bolometric correction.

Now, we have the preliminary input parameters to build model atmospheres for each individual component of the system, and to do so we use ATLAS9 line-blanketed model atmospheres of Kurucz (1994).

In order to build a synthetic SED of a star from its model atmospheres, we need information about its distance d and radius R . The first parameter d was taken from the updated *Hipparcos* parallax ($d = 57.21 \pm 0.003$ pc) as a postulate value with its error, while the second parameter is subject to change within the values of the observational data like entire SED, magnitudes and colour indices.

The method make use of the entire observational SED as a reference guide for the best-fitted entire synthetic SED, in an iterated way. The entire synthetic SED of the binary system, which is connected to the energy flux of the individual components A and B located at a distance d (pc) from the Earth, is calculated using the following equation:

$$F_{\lambda} \cdot d^2 = H_{\lambda}^A \cdot R_A^2 + H_{\lambda}^B \cdot R_B^2, \quad (9)$$

This equation can be written as

$$F_{\lambda} = \left(\frac{R_A}{d}\right)^2 (H_{\lambda}^A + H_{\lambda}^B \left(\frac{R_B}{R_A}\right)^2), \quad (10)$$

where F_{λ} is the flux for the entire synthetic SED of the entire binary system at the Earth, H_{λ}^A and H_{λ}^B are the fluxes of the primary and secondary star, in units of $\text{ergs cm}^{-2}\text{s}^{-1} \text{ \AA}^{-1}$, while R_A and R_B are the radii of the primary and secondary components of the binary system in solar units.

Many attempts were carried out tell the best-fit between the synthetic and observational SEDs was achieved. Hence, the physical and geometrical parameters of the best-fitted synthetic SED represent adequately enough the parameters of the system's components within the error limits of the observational SED.

It is very important to mention here that the values of the radii are totally reliant on *Hipparcos* parallax measurements precision (see Equation 10), which in some cases is distorted by the orbital motion of the components of such systems as pointed out by Shatskii & Tokovinin (1998).

The parameters which led to the best-fit were as follows (Figure 1):

$$T_{\text{eff}}^A = 6230 \pm 80 \text{ K}, T_{\text{eff}}^B = 5470 \pm 80 \text{ K},$$

$$\log g_A = 4.30 \pm 0.07, \log g_B = 4.45 \pm 0.08$$

$$R_A = 1.443 \pm 0.06 R_{\odot}, R_B = 0.989 \pm 0.05 R_{\odot}$$

The errors of the radii were estimated from the method and double-checked using the following equation:

$$\sigma_R \approx \pm R \sqrt{\left(\frac{\sigma_{M_{bol}}}{5 \log e}\right)^2 + 4 \left(\frac{\sigma_{T_{\text{eff}}}}{T_{\text{eff}}}\right)^2} \quad (11)$$

The individual stellar luminosities and bolometric magnitudes of the system follow as: $L_A = 2.816 \pm 0.30 L_{\odot}$, $L_B = 0.786 \pm 0.10 L_{\odot}$, $M_{bol}^A = 3^m.63 \pm 0.08$ and $M_{bol}^B = 5^m.01 \pm 0.09$, respectively.

Figures 3&5 show the positions of the components on the Hertzsprung-Russell (H-R) evolutionary tracks and isochrones of the binary system. Depending on that, the masses of the components can be estimated as: $M^A = 1.21 \pm 0.21 M_{\odot}$, $M^B = 0.89 \pm 0.15 M_{\odot}$ with spectral types F8 for the primary and G7.5 for the secondary and the age of the system as $t_T \approx 2.75 \pm 0.06$ Gyr.

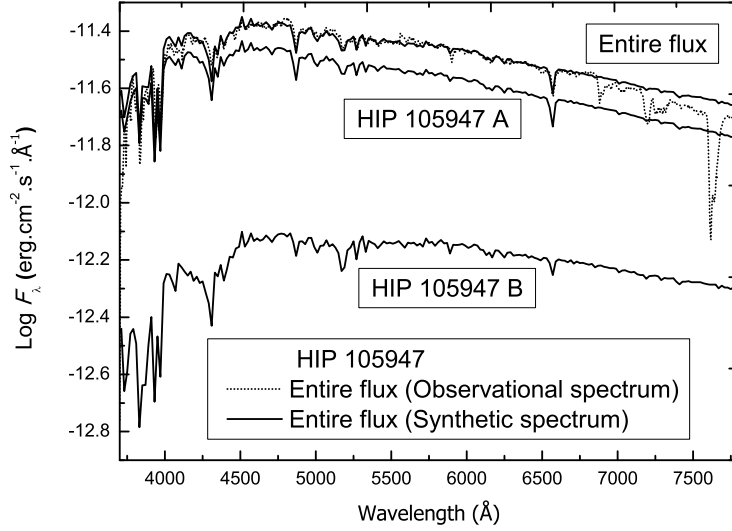


Fig. 1 The entire synthetic SED of the system HIP 105947 (built using parameters given in Table 6 like T_{eff} , $\log g$, R and Parallax) against the observational one, the Figure also shows the synthetic SED for each component.

4 SYNTHETIC PHOTOMETRY

Notwithstanding the significance and easiness of the direct comparison between synthetic and observed spectra in determining the best-fit, there is another powerful and quantitative technique which examines this fitting, it is the synthetic photometry. It helps us to calculate the apparent magnitudes and colour indices of the entire and individual SEDs in any photometrical system, and enables us to compare the synthetic photometry with the observational one.

The apparent magnitude for a specific photometric filter can be done using the following equation (Maíz Apellániz 2007; Al-Wardat 2012):

$$m_p[F_{\lambda,s}(\lambda)] = -2.5 \log \frac{\int P_p(\lambda) F_{\lambda,s}(\lambda) \lambda d\lambda}{\int P_p(\lambda) F_{\lambda,r}(\lambda) \lambda d\lambda} + ZP_p \quad (12)$$

where m_p is the synthetic magnitude of the passband p , $P_p(\lambda)$ is the dimensionless sensitivity function of the passband p , $F_{\lambda,s}(\lambda)$ is the synthetic SED of the object and $F_{\lambda,r}(\lambda)$ is the SED of the reference star (Vega). Zero points (ZP_p) from Maíz Apellániz (2007) are adopted.

The calculated magnitudes and colour indices of the individual components and entire synthetic SEDs for the system, in different photometrical systems (Johnson: U , B , V , R , $U - B$, $B - V$, $V - R$; Strömgren: u , v , b , y , $u - v$, $v - b$, $b - y$ and Tycho: B_T , V_T , $B_T - V_T$), are listed in Table 4.

Table 8 shows a good agreement between synthetic and observational magnitudes and colour indices, which reflects well on the best-fit between the synthetic and observational SED and hence the reliability of Al-Wardat's complex method in estimating the physical and geometrical parameters of CVBS.

Table 4 Magnitudes and colour indices of the entire synthetic spectrum and individual components of HIP 105947.

Sys.	Filter	Entire Synth. $\sigma = \pm 0.03$	HIP 105947 A	HIP 105947 B
Joh- Cou.	<i>U</i>	8.24	8.39	10.47
	<i>B</i>	8.13	8.32	10.10
	<i>V</i>	7.53	7.77	9.30
	<i>R</i>	7.20	7.46	8.88
	<i>U</i> - <i>B</i>	0.11	0.07	0.37
	<i>B</i> - <i>V</i>	0.60	0.55	0.79
	<i>V</i> - <i>R</i>	0.33	0.30	0.42
Ström.	<i>u</i>	9.40	9.56	11.61
	<i>v</i>	8.45	8.63	10.52
	<i>b</i>	7.87	8.08	9.73
	<i>y</i>	7.50	7.74	9.27
	<i>u</i> - <i>v</i>	0.95	0.93	1.09
	<i>v</i> - <i>b</i>	0.59	0.55	0.79
	<i>b</i> - <i>y</i>	0.37	0.34	0.47
Tycho	<i>B_T</i>	8.27	8.45	10.31
	<i>V_T</i>	7.60	7.83	9.39
	<i>B_T</i> - <i>V_T</i>	0.67	0.62	0.92

5 ORBITS AND MASSES

5.1 Orbits

The orbital solution also plays a vital role in calculating stellar masses. This solution involves the orbital period P (in years); the eccentricity e ; the semi-major axis a (in arcsec); the inclination i (in degree); the argument of periastron ω (in degree); the position angle of nodes Ω (in degree); and the time of primary minimum T_0 (in years).

In order to derive the orbital parameters for the system, we followed Tokovinin's dynamical method [Tokovinin \(1992\)](#). The method performs a least-squares adjustment to all available relative position measurements and radial velocity (once available), with weights inversely proportional to the square of their standard errors.

The initial determinations of the orbital parameters were carried out based on four parameters (P , T , e and a). These parameters are intrinsic keys in applying the least-squares method and then to get the rest of the orbital parameters.

The results of the dynamical analysis and orbital solutions of HIP 105947 are listed in [Table 7](#), and the orbit is shown in [Figure 2](#).

5.2 Masses

As formerly mentioned that the mass is an intrinsically crucial parameter because the mass of the star determines its present and future, i.e. the birth, life and death of a star. As a result, using the estimated orbital solutions for the system in [Table 7](#), period and semi-major axis, combined with the revised *Hipparcos* parallax ([van Leeuwen 2007](#)) for the system, led us to calculate the total mass along with its error for the system according to Kepler's third law:

$$M_{Tot.} = M_A + M_B = \left(\frac{a^3}{\pi^3 P^2}\right) M_{\odot} \quad (13)$$

$$\frac{\sigma_M}{M} = \sqrt{9\left(\frac{\sigma_{\pi}}{\pi}\right)^2 + 9\left(\frac{\sigma_a}{a}\right)^2 + 4\left(\frac{\sigma_P}{P}\right)^2} \quad (14)$$

Table 5 Relative position measurements, residuals $\Delta\theta$ and $\Delta\rho$ (Our work) and rms for HIP 105947, which are used to build the orbit of the system. θ and ρ are taken from the Fourth Catalog of Interferometric Measurements of Binary Stars.

Epoch	θ ($^{\circ}$)	ρ ($''$)	Ref.	$\Delta\theta$ ($^{\circ}$)	$\Delta\rho$ ($''$)
1991.25	171.64	0.1266	1	-11.1	-0.008
1997.7201	177.6 *	0.151	2	-	-
1998.7796	219.2**	0.108	3	5.7	-0.001
1999.7468	242.2**	0.110	3	0.3	-0.002
2000.8643	84.6	0.127	4	0.1	-0.000
2001.7523	98.5	0.144	4	0.3	-0.000
2001.7523	98.5	0.143	4	0.3	-0.001
2002.7986	112.2	0.170	5	1.6	0.005
2002.7987	110.9	0.168	5	0.3	0.003
2002.799	110.0	0.163	2	-0.6	-0.002
2002.799	110.7	0.163	2	0.1	-0.002
2004.815	127.5	0.195	2	-0.2	-0.004
2004.8152	127.5	0.195	6	-0.3	-0.004
2006.4436	138.2	0.211	5	-0.2	-0.003
2006.5254	139.0	0.226	7	0.1	0.011
2006.6870	140.7	0.215	5	0.8	-0.000
2008.4613	151.5	0.214	8	0.7	0.003
2008.5430	151.5	0.2102	9	0.2	-0.001
2008.7669	152.6	0.2084	9	-0.1	-0.000
2008.7669	152.5	0.2073	9	-0.2	-0.001
2009.6706	159.0	0.1951	10	0.0	-0.001
2009.6707	159.0	0.195	11	0.0	-0.001
2010.4818 ***	165.5	0.1788	12	0.1	-0.001
2013.7363 ***	225.8	0.0850	13	-2.5	0.003
2014.7629 ***	266.6	0.0726	14	-10.1	-0.006
2015.4974 ***	304.4	0.0908	15	-0.4	-0.004
2015.4974 ***	304.8	0.0952	15	0.0	0.001
rms				0.60	0.0015

Notes:

* It was neglected in our orbits (Mason et al. 1999), ** These points were modified by 180° to achieve consistency with nearby points and *** New observations in our orbit.

¹ ESA (1997), ² (Balega et al. 2006), ³ (Balega et al. 2002a), ⁴ (Balega et al. 2002b), ⁵ (Balega et al. 2013), ⁶ (Balega et al. 2007), ⁷ (Horch et al. 2008), ⁸ (Horch et al. 2010), ⁹ (Tokovinin et al. 2010b), ¹⁰ (Tokovinin et al. 2010a), ¹¹ (Mason et al. 2010), ¹² (Horch et al. 2011), ¹³ (Tokovinin et al. 2014), ¹⁴ (Tokovinin et al. 2015).

where P is the orbital period (in years), M_A and M_B are the masses (in solar mass), a'' and π are the semi-major axis and the *Hipparcos* parallax (both in arcsec), respectively. Using Equation 13, we obtained the mass-sum for HIP 105947 as $2.06 \pm 0.36 M_{\odot}$.

Comparing this result with the estimated masses using Al-Wardat's method by plotting the positions of the components on the H-R diagram (see Table 6 and Figure 3), we find a good coincidence between them. This means that the analysis in both methods as well as combination of two methods together was successful, and consequently obtained the precise physical and geometrical parameters of the studied CVBS.

6 RESULTS AND DISCUSSION

The results of combining Al-Wardat's complex method for analysing CVBSs with Tokovinin's dynamical method in analysing the CVBS, HIP 105947, are explicitly presented.

Table 6 shows the final physical and geometrical parameters of the individual components for the system. Figure 1 shows the best-fitting between the entire synthetic and observational SED along with the SED for each individual component presented for the first time.

Table 6 The estimated parameters of the individual components of HIP 105947.

Parameters	Units	HIP 105947	
		HIP 105947 A	HIP 105947 B
$T_{\text{eff}} \pm \sigma_{T_{\text{eff}}}$	[K]	6230 ± 80	5470 ± 80
$R \pm \sigma_R$	[R_{\odot}]	1.443 ± 0.06	0.989 ± 0.05
$\log g \pm \sigma_{\log g}$	[cgs]	4.30 ± 0.07	4.45 ± 0.08
$L \pm \sigma_L$	[L_{\odot}]	2.816 ± 0.30	0.786 ± 0.10
$M_{\text{bol}} \pm \sigma_{M_{\text{bol}}}$	[mag]	3.63 ± 0.08	5.01 ± 0.09
$M_V \pm \sigma_{M_V}$	[mag]	3.98 ± 0.13	5.51 ± 0.14
$M^a \pm \sigma_M$	[M_{\odot}]	1.21 ± 0.21	0.89 ± 0.15
Sp. Type ^b		F8	G7.5
Parallax ^c	[mas]	17.48 ± 1.02	
$(M_A + M_B)^d$	[M_{\odot}]	2.06 ± 0.36	
Age ^e	[Gyr]	2.75 ± 0.06	

^aDepending on the evolutionary tracks of masses (0.8, 0.9, ..., 1.3 M_{\odot}) of (Girardi et al. 2000b) (Figure 3).

^bBy using the tables of Lang (1992); Gray (2005) and depending on $M_V - S_P$ relation.

^cThe revised *Hipparcos* parallax of 57.21 ± 0.003 pc for HIP 105947 van Leeuwen (2007).

^dDepending on the orbital solutions and Tokovinin's method Tokovinin (1992).

^eDepending on the the isochrones for low- and intermediate-mass stars of different metallicities of (Girardi et al. 2000a) (Figures 4& 5).

Table 7 Orbital parameters solutions and total masses formerly published for the HIP 105947 system, for comparison with this work .

Parameters	Units	System HIP 105947		
		(Balega et al. 2006)	(Mason et al. 2010)	This work
$P \pm \sigma_P$	[yr]	18.79 ± 0.57	20.3 ± 4.9	20.78 ± 0.06
$T_0 \pm \sigma_{T_0}$	[yr]	1993.96 ± 0.40	1994.7 ± 2.6	1994.94 ± 0.06
$e \pm \sigma_e$	-	0.354 ± 0.010	0.37 ± 0.25	0.347 ± 0.001
$a \pm \sigma_a$	[arcsec]	0.168 ± 0.003	0.171 ± 0.018	0.168 ± 0.0004
$i \pm \sigma_i$	[deg]	57.1 ± 2.1	54.5 ± 3.9	51.78 ± 0.27
$\omega \pm \sigma_{\omega}$	[deg]	149.1 ± 1.5	140.0 ± 14.0	148.00 ± 0.72
$\Omega \pm \sigma_{\Omega}$	[deg]	129.7 ± 6.4	154.0 ± 12.0	152.41 ± 0.30
$M_T \pm \sigma_M$	[M_{\odot}]	2.68 ± 0.58	2.30 ± 2.2	2.06 ± 0.36
$\pi_{Hip} \pm \sigma_{\pi_{Hip}}$	[mas]	17.11 ± 1.13^a	17.48 ± 1.02^b	17.48 ± 1.02^b

^aThe old *Hipparcos* parallax ESA (1997), ^b The revised *Hipparcos* parallax van Leeuwen (2007)

Table 8 shows a very good coincidence between the synthetic magnitudes and colour indices with the observational ones for the system. Without a doubt, this gives lucid and powerful indication for the reliability of the estimated physical and geometrical parameters of the individual components for the system as shown in Table 6.

Table 7 summarizes the ultimate results of our orbital solutions with former studies for the system, and the orbit is plotted in Figure 2. In addition to that, Table 5 lists the residuals $\Delta\theta$ and $\Delta\rho$ and rms for HIP 105947. The results of the orbital solutions show a slight modifications in the orbital parameters. The rms for our orbital solutions are 0.60° and $0''.0015$ for HIP 105947.

The stellar masses for the system were calculated using two independent methods; Al-Warda's complex method for analysing CVBSs and Tokovinin's dynamical method for orbital solutions of binary stars. The former gives $2.10 \pm 0.19 M_{\odot}$ for HIP 105947 (see Figure 3& Table 6), while the latter gives $2.06 \pm 0.36 M_{\odot}$ for HIP 105947 (see Table 7). Both methods used the revised *Hipparcos* parallax van Leeuwen (2007).

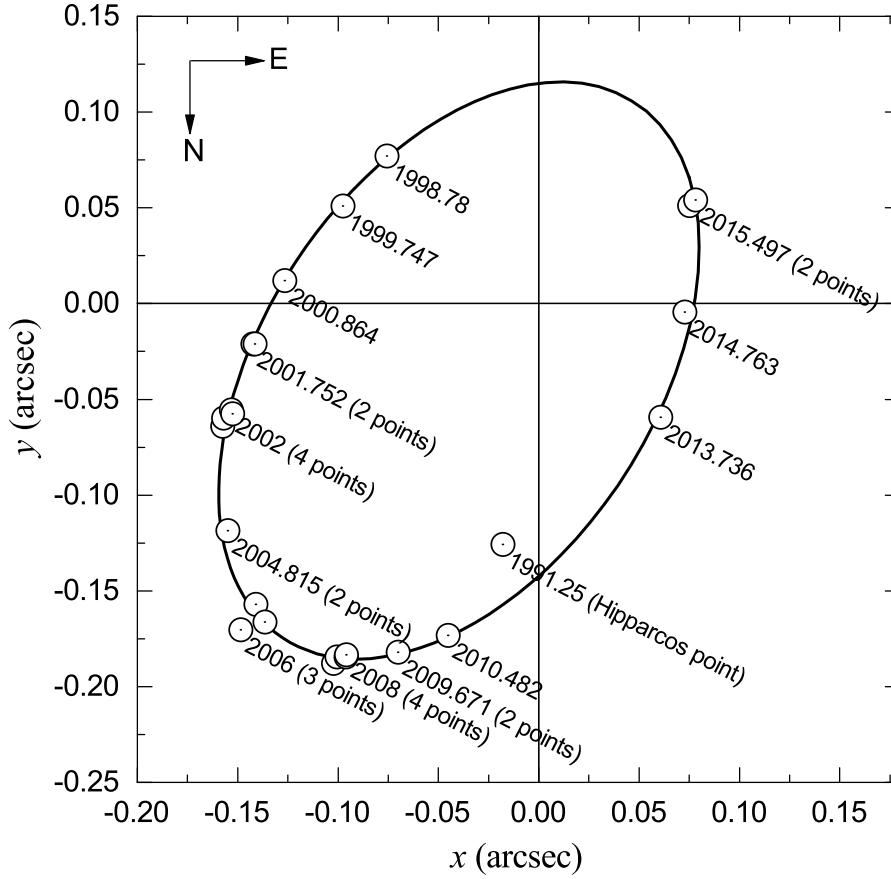


Fig. 2 The relative orbit of the binary system HIP 105947 constructed using the relative position measurements from the Fourth Catalog of Interferometric Measurements of Binary Stars. The origin point represents the position of the primary component.

A fast look and comparison with old orbital parameters for the system shows that for HIP 105947, [Balega et al. \(2006\)](#) used the old *Hipparcos* parallax [ESA \(1997\)](#) to estimate the masses, whereas [Mason et al. \(2010\)](#) used the revised *Hipparcos* parallax but their eccentricity e and sem-major axis a were to a certain extent high unlike [Balega et al. \(2006\)](#) and ours. Of course, these discrepancies are due to the availability of new observational measurements given in the *Fourth Catalog of Interferometric Measurements of Binary Stars*.

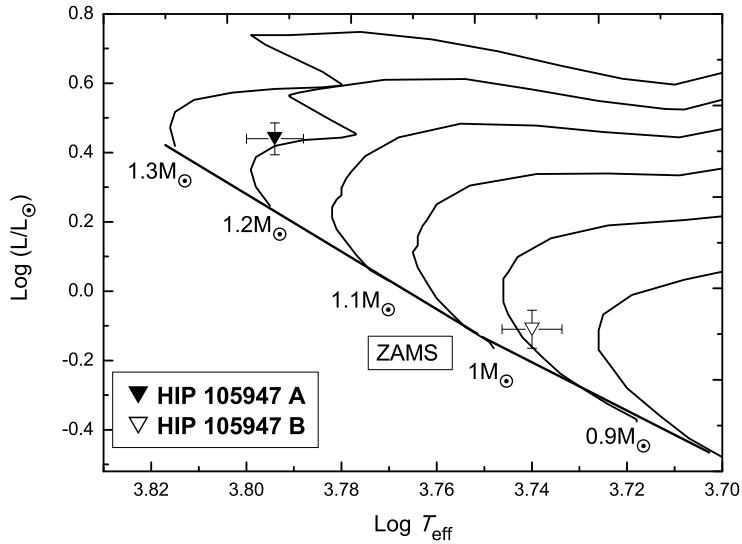
Table 4 lists the results of the synthetic photometry of the entire system and individual components of HIP 105947, in different photometrical systems (Johnson: $U, B, V, R, U - B, B - V, V - R$; Strömgen: $u, v, b, y, u - v, v - b, b - y$ and Tycho: $B_T, V_T, B_T - V_T$).

The positions of the individual components of the system are shown on the evolutionary tracks of ([Girardi et al. 2000b](#)) (Figure 3). The Figure shows that all components belong to the main sequence stars but the primary and secondary components of the system HIP 105947 are totally similar to the primary and secondary components of the double-lined spectroscopic binary system HD 22128 [Folsom et al. \(2013\)](#), which are well-known as zero-age main-sequence. Therefore, this led us to a broad suggestion that both components of the system HIP 105947 are zero-age main-sequence stars. The analysis

Table 8 Comparison between the observational and synthetic magnitudes and colours indices for both systems.

Filter	HIP 105947	
	Observed ^a (mag)	Synthetic ^b (This work) (mag)
V_J	7.53	7.53 ± 0.03
B_J	8.10 ± 0.02	8.13 ± 0.03
B_T	8.24 ± 0.02	8.27 ± 0.03
V_T	7.59 ± 0.01	7.60 ± 0.03
$(B - V)_J$	0.60 ± 0.02	0.60 ± 0.03
$(u - v)_S$	0.95 ± 0.015	0.95 ± 0.03
$(v - b)_S$	0.56 ± 0.003	0.59 ± 0.03
$(b - y)_S$	0.37 ± 0.000	0.37 ± 0.03
Δm	$1.53^c \pm 0.07$	$1.53^d \pm 0.05$

Notes.

^a A real observations (see Table 2)^b Synthetic work of the HIP 105947 system by using Interactive Data Language (IDL) program (see Table 4)^c As the average of all Δm measurements under the speckle filters V-band only 534 -562 nm (see Table 3)^d The magnitude difference between the A and B component ($\Delta m = V_J^B - V_J^A$) (see Table 4)**Fig. 3** The evolutionary tracks of both components of HIP 105947 on the H-R diagram of masses (0.8, 0.9, ..., 1.3 M_{\odot}). The evolutionary tracks were taken from Girardi et al. (2000b).

of the system HIP 105947 shows that both of its components are of age around 2.75 ± 0.06 Gyr and solar composition [$Z = 0.019$, $Y = 0.273$] (Girardi et al. 2000a) (see Figures 4 & 5).

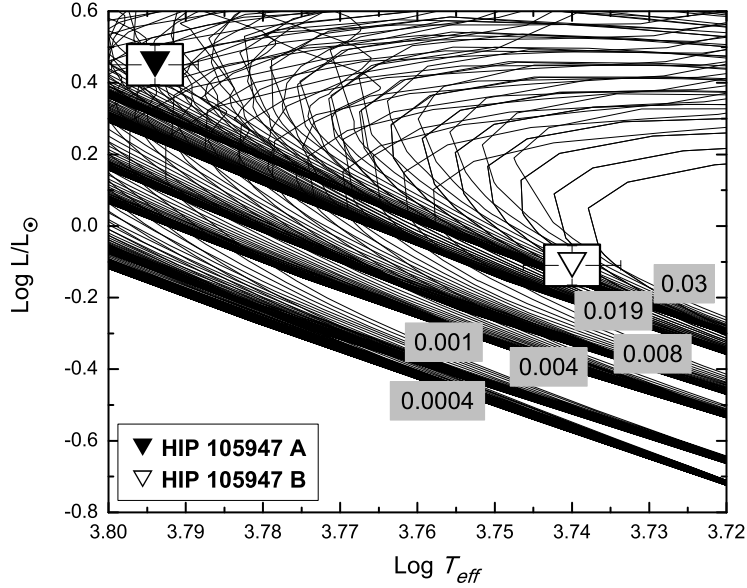


Fig. 4 The isochrones for both components of HIP 105947 on the H-R diagram for low- and intermediate-mass stars of different metallicities. The isochrones were taken from [Girardi et al. \(2000a\)](#).

7 CONCLUSIONS

Using Al-Wardat's method for analysing CVBSs which employs Kurucz ATLAS9 line-blanketed plane-parallel model atmospheres in constructing the entire and individual synthetic SEDs for a binary system, along with Tokovinin's dynamical method for orbital solutions of binary stars, we were able to estimate the complete set of physical and geometrical parameters of the Main-Sequence CVBS, HIP 105947.

The calculated entire and individual synthetic magnitudes and colour indices of the system for different photometrical systems such as Johnson-Cousin UBV R, Strömgren uvby and Tycho BV are introduced. Revised orbits and orbital parameters for the system are introduced and compared with previous studies.

The ideal positions of the components of the system are shown with a broad way on the evolutionary tracks and isochrones. The spectral types of the components of HIP 105947 are catalogued as F8 and G7.5 for the primary and secondary components of the system, respectively with an age of 2.75 ± 0.06 Gyr.

Depending on the estimated physical and geometrical parameters of the system, the fragmentation process for the formation of such system is the most likely one, where the rotating disc around an incipient central protostar in case of continuing infall and the hierarchical fragmentation during rotational collapse are the main mechanisms in producing binaries and multiple systems, as pointed out by [Bonnell \(1994\)](#) and [Zinnecker & Mathieu \(2001\)](#).

Acknowledgements This research has made use of SAO/NASA, SIMBAD database, Fourth Catalog of Interferometric Measurements of Binary Stars, IPAC data systems, ORBIT code and CHORIZOS

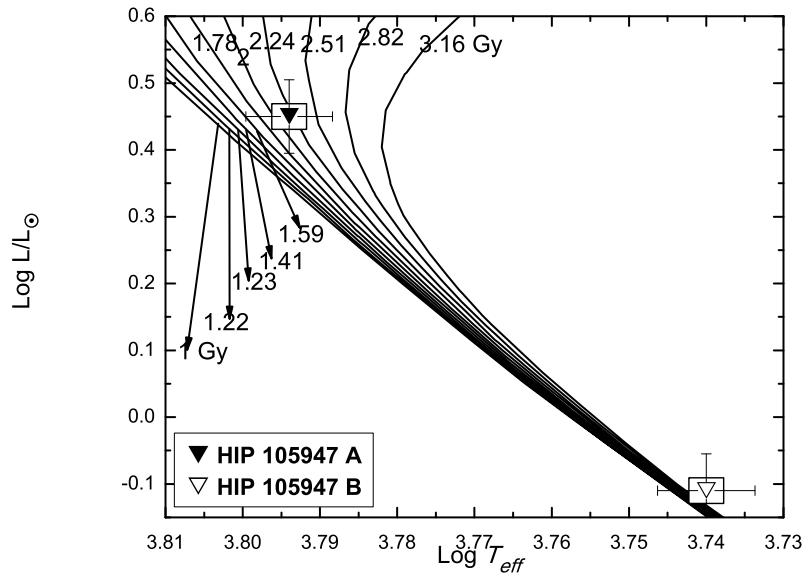


Fig. 5 The isochrones for both components of HIP 105947 on the H-R diagram for low- and intermediate-mass: from 0.15 to $7 M_{\odot}$, and for the compositions $[Z=0.019, Y=0.273]$ stars of different metallicities. The isochrones were taken from [Girardi et al. \(2000a\)](#).

code of photometric and spectrophotometric data analysis. Suhail Masda would like to thank Human Development Fund for the scholarship and Hadhramout University in Yemen for perpetual support.

References

- Al-Wardat, M. A. 2002, *Bull. Special Astrophys. Obs.*, 53, 51 [2](#)
- Al-Wardat, M. A. 2003, *Bulletin of the Special Astrophysics Observatory*, 55, 18 [2](#)
- Al-Wardat, M. A. 2007, *Astronomische Nachrichten*, 328, 63 [2](#)
- Al-Wardat, M. A. 2009, *Astronomische Nachrichten*, 330, 385 [2](#)
- Al-Wardat, M. A. 2012, *PASA*, 29, 523 [2](#), [6](#)
- Al-Wardat, M. A. 2014, *Astrophysical Bulletin*, 69, 454 [2](#)
- Al-Wardat, M. A., Balega, Y. Y., Leushin, V. V., et al. 2014a, *Astrophysical Bulletin*, 69, 58 [2](#)
- Al-Wardat, M. A., Balega, Y. Y., Leushin, V. V., et al. 2014b, *Astrophysical Bulletin*, 69, 198 [2](#)
- Al-Wardat, M. A., Docobo, J. A., Abushattal, A. A., & Campo, P. P. 2017, *Astrophysical Bulletin*, 72, 24 [2](#)
- Al-Wardat, M. A., El-Mahameed, M. H., Yusuf, N. A., Khasawneh, A. M., & Masda, S. G. 2016, *Research in Astronomy and Astrophysics*, 16, 166 [2](#)
- Al-Wardat, M. A., & Widyan, H. 2009, *Astrophysical Bulletin*, 64, 365 [2](#)
- Al-Wardat, M. A., Widyan, H. S., & Al-thyabat, A. 2014c, *PASA*, 31, e005 [2](#)
- Balega, I. I., Balega, Y. Y., Gasanova, L. T., et al. 2013, *Astrophysical Bulletin*, 68, 53 [8](#)
- Balega, I. I., Balega, Y. Y., Hofmann, K.-H., et al. 2002a, *A&A*, 385, 87 [8](#)
- Balega, I. I., Balega, Y. Y., Hofmann, K.-H., et al. 2006, *A&A*, 448, 703 [2](#), [4](#), [8](#), [9](#), [10](#)
- Balega, I. I., Balega, Y. Y., Maksimov, A. F., et al. 2007, *Astrophysical Bulletin*, 62, 339 [4](#), [8](#)
- Balega, Y. Y., Tokovinin, A. A., Pluzhnik, E. A., & Weigelt, G. 2002b, *Astronomy Letters*, 28, 773 [8](#)
- Bonnell, I. A. 1994, *MNRAS*, 269, 837 [12](#)
- Dryomova, G. N., & Svechnikov, M. A. 2003, *Ap&SS*, 283, 309 [1](#)
- Duquennoy, A., & Mayor, M. 1991, *A&A*, 248, 485 [1](#)
- ESA. 1997, *The Hipparcos and Tycho Catalogues (ESA)* [2](#), [3](#), [4](#), [8](#), [9](#), [10](#)
- Fischer, D. A., & Marcy, G. W. 1992, *ApJ*, 396, 178 [1](#)
- Folsom, C. P., Wade, G. A., & Johnson, N. M. 2013, *MNRAS*, 433, 3336 [10](#)
- Girardi, L., Bressan, A., Bertelli, G., & Chiosi, C. 2000a, *A&AS*, 141, 371 [9](#), [11](#), [12](#), [13](#)
- Girardi, L., Bressan, A., Bertelli, G., & Chiosi, C. 2000b, *VizieR Online Data Catalog*, 414, 10371 [9](#), [10](#), [11](#)
- Gray, D. F. 2005, *The Observation and Analysis of Stellar Photospheres*, 505 [4](#), [9](#)
- Hartkopf, W. I., McAlister, H. A., & Mason, B. D. 2001, *AJ*, 122, 3480 [2](#)
- Hauck, B., & Mermilliod, M. 1998, *A&AS*, 129, 431 [3](#)
- Høg, E., Fabricius, C., Makarov, V. V., et al. 2000, *A&A*, 355, L27 [3](#)
- Horch, E. P., Falta, D., Anderson, L. M., et al. 2010, *AJ*, 139, 205 [4](#), [8](#)
- Horch, E. P., Gomez, S. C., Sherry, W. H., et al. 2011, *AJ*, 141, 45 [2](#), [4](#), [8](#)
- Horch, E. P., van Altena, W. F., Cyr, Jr., W. M., et al. 2008, *AJ*, 136, 312 [4](#), [8](#)
- Kurucz, R. 1994, *Solar abundance model atmospheres for 0,1,2,4,8 km/s. Kurucz CD-ROM No. 19*. Cambridge, Mass.: Smithsonian Astrophysical Observatory, 1994., 19 [5](#)
- Lang, K. R. 1992, *Astrophysical Data I. Planets and Stars.*, 133 [4](#), [9](#)
- Maíz Apellániz, J. 2007, in *Astronomical Society of the Pacific Conference Series*, Vol. 364, *The Future of Photometric, Spectrophotometric and Polarimetric Standardization*, ed. C. Sterken (San Francisco: Astronomical Society of the Pacific), 227 [6](#)
- Malkov, O. Y., Sichevskij, S. G., & Kovaleva, D. A. 2010, *MNRAS*, 401, 695 [1](#)
- Masda, S. G., Al-Wardat, M. A., Neuhäuser, R., & Al-Naimiy, H. M. 2016, *Research in Astronomy and Astrophysics*, 16, 112 [2](#)
- Mason, B. D., Hartkopf, W. I., & Tokovinin, A. 2010, *AJ*, 140, 735 [2](#), [8](#), [9](#), [10](#)
- Mason, B. D., Martin, C., Hartkopf, W. I., et al. 1999, *AJ*, 117, 1890 [8](#)
- Monet, D. G. 1977, *ApJ*, 214, L133 [2](#)
- Pluzhnik, E. A. 2005, *A&A*, 431, 587 [4](#)
- Schlegel, D. J., Finkbeiner, D. P., & Davis, M. 1998, *ApJ*, 500, 525 [3](#)
- Shatskii, N. I., & Tokovinin, A. A. 1998, *Astronomy Letters*, 24, 673 [5](#)

- Tokovinin, A. 1992, in *Astronomical Society of the Pacific Conference Series*, Vol. 32, IAU Colloq. 135: *Complementary Approaches to Double and Multiple Star Research*, ed. H. A. McAlister & W. I. Hartkopf, 573 [2](#), [7](#), [9](#)
- Tokovinin, A., Cantarutti, R., Tighe, R., et al. 2010a, *PASP*, 122, 1483 [4](#), [8](#)
- Tokovinin, A., Mason, B. D., & Hartkopf, W. I. 2010b, *AJ*, 139, 743 [4](#), [8](#)
- Tokovinin, A., Mason, B. D., & Hartkopf, W. I. 2014, *AJ*, 147, 123 [2](#), [4](#), [8](#)
- Tokovinin, A., Mason, B. D., Hartkopf, W. I., Mendez, R. A., & Horch, E. P. 2015, *AJ*, 150, 50 [2](#), [4](#), [8](#)
- Tokovinin, A., Mason, B. D., Hartkopf, W. I., Mendez, R. A., & Horch, E. P. 2016, *AJ*, 151, 153 [2](#), [4](#)
- van Leeuwen, F. 2007, *A&A*, 474, 653 [2](#), [4](#), [7](#), [9](#)
- Van Leeuwen, F. 2007, *Astronomy & Astrophysics*, 474, 653 [3](#)
- Zinnecker, H., & Mathieu, R., eds. 2001, *IAU Symposium*, Vol. 200, *The Formation of Binary Stars* [12](#)