

Non-parametric application of Tsallis statistics to systems consisting of M hydrogen molecules

R. Szcześniak^{(1),*} E. A. Drzazga^{(1),†} I. A. Domagalska⁽¹⁾, A. P. Durański⁽¹⁾, and M. Kostrzewa⁽²⁾

¹ *Institute of Physics, Częstochowa University of Technology, Ave. Armii Krajowej 19, 42-200 Częstochowa, Poland and*

² *Institute of Physics, Jan Długosz University in Częstochowa, Ave. Armii Krajowej 13/15, 42-200 Częstochowa, Poland*

(Dated: September 25, 2018)

We have determined the entropy, the total energy, and the specific heat of the systems consisting of $M \geq 3$ hydrogen molecules. The calculations were conducted in the framework of the nonextensive Tsallis statistics. The relation between M and the entropic index q is given by $q = 1 + 1/M$, which results from the fact that the temperature of the nanosystems fluctuates around the temperature of the reservoir (Wilk and Włodarczyk, Phys. Rev. Lett. **84**, 2770 (2000)). The electron energy states of the hydrogen molecule have been determined with the help of the Hubbard Hamiltonian, which models all two-body interactions. The Hubbard Hamiltonian integrals have been calculated by using the variational method, whereas the Wannier function has been associated with $1s$ Slater-type orbitals. We have included the contributions to the energy of the hydrogen molecule coming from the oscillatory (either harmonic or anharmonic), rotational and translational degrees of freedom. In addition, we have investigated the impact of the external force (F) or the magnetic field (h) on the thermodynamic parameters of the systems. In each case the noticeable deviation from the results of the classical statistical physics can be observed for the systems consisting of $M < M_c \sim 10^3$ molecules.

PACS numbers: 05, 05.30.Ch, 31.15.-p, 31.15.A-, 31.15.aq

Keywords: Nonextensive Tsallis statistics, Small number of elements, Hydrogen molecule, *Ab initio* calculations

I. INTRODUCTION

The nonextensive (pseudo-additive) statistics was initially proposed by Tsallis [1–4]. This is because the standard method based on the Boltzmann-Gibbs-Shannon (BGS) statistics cannot properly deal with the systems where the M -body entropy is not proportional to M . For example, the nonextensivity has been realized in the d -dimensional systems with the long-range interactions characterized by the potential energy $\sim 1/r^\gamma$ ($\gamma > 0$). The typical physical examples are: the nonionized hydrogen atom gas in the free space and the gravitation systems ($\gamma = 1$ and $d = 3$) [5, 6]. Let us notice that for $\gamma \leq d$ the standard BGS partition function diverges at the long distance limit. The nonextensivity of the entropy is also considered in the multi-fractal systems [7], and in the small-scale systems with the fluctuation of the temperature or the energy dissipation [8]. The Tsallis entropy is defined in the form [7, 9, 10]:

$$S_q = \frac{k_B}{q-1} \left(1 - \sum_j p_j^q \right) = -k_B \sum_j p_j^q \ln_q(p_j), \quad (1)$$

where q is indicating the entropic index, k_B represents the Boltzmann constant, p_j are the probabilities of the microscopic configurations:

$$p_j = \frac{\exp_q(-\beta' E_j)}{\sum_n \exp_q(-\beta' E_n)}. \quad (2)$$

The q -logarithm is given by $\ln_q(x) = (x^{1-q} - 1) / (1 - q)$, while $\exp_q(x) = [1 + (1 - q)x]^{1/(1-q)}$ denotes the q -exponent, which is the function inverse to the q -logarithm. Note that the q -exponent is the solution of the differential equation

*Electronic address: szczesni@wip.pcz.pl

†Electronic address: edrzasga@wip.pcz.pl

$dy/dx = y^q$, whereas $y(0) = 1$. The quantity $\beta' = 1/k_B T'$ represents the intermediate temperature, which is used for the computational sake:

$$\beta' = \frac{\beta}{\sum_j p_j^q + (1-q)\beta U_q}, \quad (3)$$

and $\beta = 1/k_B T$. The Tsallis entropy is so general that if we accept $q \rightarrow 1$, it reduces to the standard BGS statistics ($S = -k_B \sum_j p_j \ln p_j$). The nonextensive feature of S_q becomes evident when we apply the law of the entropy submission for two statistically independent systems A and B ($p_{ij}(A+B) = p_i(A)p_j(B)$):

$$S_q(A+B) = S_q(A) + S_q(B) + (1-q)S_q(A)S_q(B). \quad (4)$$

Depending on the value of q we can talk about subextensivity ($q > 1$) or superextensivity ($q < 1$). For the other properties of q -entropy we have: S_q is non-negative, extremal for equiprobability, and is concave (convex) if $q > 0$ ($q < 0$). The Tsallis entropy satisfies the H theorem [11–13], *i.e.*, $dS_q/dt \geq 0$ (≤ 0) if $q > 0$ ($q < 0$). The q -statistics leave invariant form for all values of q (the Legendre transform structure of thermodynamics [3, 4], the Ehrenfest theorem and the von Neumann equation [14, 15], as well as the Onsager reciprocity theorem). They satisfy Jaynes information theory duality relations [14, 15], generalize the Langevin and the Fokker-Planck equations [16], the quantum statistics [17, 18], and the fluctuation-dissipation theorem [19]. The presented formalism assumes two constraints on the system, the normalization $\sum_j p_j = 1$, and the conservation of the total energy:

$$U_q = \frac{\sum_j p_j^q E_j}{\sum_j p_j^q}. \quad (5)$$

The main aim of this paper is to determine the limit of applicability of the conventional Boltzmann-Gibbs-Shannon statistics ($q = 1$) in the case of systems consisting of small number of the hydrogen molecules. To this end, in the framework of the non-parametric theory we have calculated the electron energy states of the single hydrogen molecule. We took into account all two-body electron interactions, wherein we subordinated the Hamiltonian coefficients on the distance between protons. In the present paper, we have considered the oscillatory (either harmonic or anharmonic), rotational and translational states of the hydrogen molecule. We take also into account the constant force acting on the molecule or the constant external magnetic field.

In addition, we adopted the natural assumption that the temperature T of the small-scale systems fluctuates around the temperature T' of the reservoir because of the smallness of the system. More mathematically, let E stand for the internal energy for the small system, which is immersed in the large reservoir with the energy E' . Then the BGS distribution should be averaged over the fluctuating inverse temperature β [20–23]:

$$\int_0^{+\infty} d\beta e^{-\beta E} f(\beta, \beta') = [1 - (1-q)\beta' E]^{-\frac{1}{1-q}}, \quad (6)$$

where $q = 1 + 1/M$, and:

$$f(\beta, \beta') = \frac{1}{\Gamma(M)} \left(\frac{M}{\beta'}\right)^M \beta^{M-1} \exp\left(-\frac{\beta}{\beta'}\right). \quad (7)$$

The formula (6) is valid for arbitrary energy E and thus of the great importance. It can be derived from the integral representation of the gamma-function [20, 24]. Let us note that the function $f(\beta, \beta')$ represents the probability density of the χ^2 distribution. The right-hand side of Eq. (6) is the generalized Boltzmann factor and it can be obtained by extremizing S_q . In other words, if we consider the small hydrogen molecule system, then the Tsallis distribution function is the consequence of the integrating over all possible fluctuating inverse temperatures β , provided β is χ^2 distributed [21]. It is worthwhile to point that in the case of the thermodynamic limit (when the number of the items in the system goes to infinity) considerations related to the systems of the non-interacting molecules can be carried out with the aid of the Boltzmann distribution starting from the principle of the equal *a priori* probability without considering the statistical ensemble or assuming the particular form of the entropy [25]. In the following part of the paper all designated thermodynamic quantities (the entropy, the total energy, and the specific heat) will be openly dependent on M instead of q .

In our opinion, the presented results may have the fundamental significance not only for the system composed of the hydrogen molecules, but also for many other physical systems consisting of the relatively small number of the elements. The results obtained by us suggest that between the family of the systems described directly by the Newton or Schrödinger equation (the systems composed of the several elements) and the family of the systems, for which

parameters should be determined using the laws of the statistical physics, there is the clearly distinguished class of the systems, for which the thermodynamic parameters should be calculated using methods of the non-extensive statistical physics. Note that from the point of view of the current research trends, the particular attention should be paid to the electron or spin nanosystems, which usually contain from several to several hundred components [22, 26–30]. Observed by us predictions’ deviations basing on the Tsallis statistics, in relation to the results obtained with the aid of the BGS statistical mechanics, force the need to verify the currently used calculation methods for determining thermodynamic properties in this type of the physical systems, which is consistent with the conclusions in the publications [31–35]. Of course, it should be emphasized that in the presented paper we analyze the canonical system of the non-interacting hydrogen molecules. In many other cases, it is necessary to consider the interactions between the components of the tested system. As the result, the non-trivial modifications of the predictions obtained for the non-interacting system may occur, which is the new interesting field of the research. In this context, it is worth paying reader’s particular attention to the low-temperature properties of the many physical systems. These include issues related to the thermodynamics of the electronic system in the crystals, where the usefulness of the Tsallis statistics is suggested for the description of the superconducting condensate [36–38]. Equally interesting are the considerations for the spin systems [39–41], the inhomogeneous magnetic systems [42, 43] or the quantum dots [44]. Of course, you cannot forget also about the Bose-Einstein condensation analyzed in the context of the Tsallis statistics [45]. However, this is the case where interaction between elements of the system is not taken into account (whereas the symmetry of the wave function plays the fundamental role).

The numerical calculations related to the Tsallis statistics were made on the basis of the algorithm according to Lim and Penn [46]. The mentioned algorithm has the following form: (1) compute the quantities $y_j = [1 - (1 - q)\beta' E_j]$ for all of j , (2) if $y_j < 0$ then $y_j = 0$ (the cut-off condition), (3) compute the partition function $Z_q = \sum_j y_j^{\frac{1}{1-q}}$, (4) obtain $U_q(\beta')$ and other thermodynamic quantities, (5) obtain $\beta(\beta')$ from Eq. (3).

II. THE *AB INITIO* DESCRIPTION OF THE HYDROGEN MOLECULE

The electron-proton energy of the hydrogen molecule (E_{ep}), under the external force (F) can be expressed by the formula:

$$E_{ep} = E_e + E_p + E_F, \quad (8)$$

where E_e denotes the energy of the electron eigenstate, E_p represents the energy of the proton-proton repulsion $E_p = 2/R$, where R is the distance between the protons. The last term is given by $E_F = FR$. From the formula (8) results the physical meaning of the energy E_{ep} . It is equal to the sum of the internal energy ($E_{in} = E_e + E_p$), which is needed to create the hydrogen molecule, when the molecule is in the vacuum, and the product FR , which represents the work to be done to compress the molecule. Let us note that by explicitly defining dependence $E_{ep}(R)$, it is possible to calculate the contributions to the energy E_{in} originating from the oscillating and the rotating motion of the proton system (E_o and E_r). In addition, the molecule has three translational degrees of freedom with which energy E_t is associated. The method of the determining the value of E_o , E_r and E_t has been described at the end of the current chapter. However, it is worth paying attention to the scale of the absolute values of the individual energies. The energy E_{ep} in the equilibrium state we count in Rydberg, E_o in the ground state is of the order 10^{-2} Ry, the difference in the energy E_r between the ground state and the first excited one is the contribution of about 10^{-4} Ry. Even smaller values of the energy are obtained for the translational states. The applicability of the classic formulas on the energies E_p and E_F in the expression (8) is based on the Born-Oppenheimer approximation [47, 48], in the framework of which it is assumed that the full wave function of the system can be shown as the product of the functions of the electron subsystem (Φ) and the protons (Ψ). Due to the fact that the mass of the proton is about 1800 times greater than the mass of the electron, the proton position vectors are included in Φ parametrically. For the same reason, the wave equation on Ψ is omitted, and the energy E_p is calculated classically. Our calculations did not include the non-adiabatic terms that give the fixes of the order not less than $\sigma^{1/4}$, where σ is the ratio of the electron to the proton mass [49].

The energy of the electron states of the molecule has been determined with the help of the full Hubbard Hamiltonian (\hat{H}) in the second quantization notation. The method of the second quantization is equivalent to the description carried out with the use of Schrödinger equation [50–53]. It has been described in detail in the papers [54–56]. In particular,

the energy operator takes the following form:

$$\begin{aligned}
\hat{H} = & \varepsilon (\hat{n}_1 + \hat{n}_2) + t \sum_{\sigma} \left(\hat{c}_{1\sigma}^{\dagger} \hat{c}_{2\sigma} + \hat{c}_{2\sigma}^{\dagger} \hat{c}_{1\sigma} \right) \\
& + U (\hat{n}_{1\uparrow} \hat{n}_{1\downarrow} + \hat{n}_{2\uparrow} \hat{n}_{2\downarrow}) + K \hat{n}_1 \hat{n}_2 \\
& - J \left(2 \hat{\mathbf{S}}_1 \hat{\mathbf{S}}_2 - \frac{1}{2} \hat{n}_1 \hat{n}_2 \right) + J \left(\hat{c}_{1\uparrow}^{\dagger} \hat{c}_{1\downarrow}^{\dagger} \hat{c}_{2\downarrow} \hat{c}_{2\uparrow} + h.c. \right) \\
& + V \sum_{\sigma} \left[(\hat{n}_{1-\sigma} + \hat{n}_{2-\sigma}) \left(\hat{c}_{1\sigma}^{\dagger} \hat{c}_{2\sigma} + \hat{c}_{2\sigma}^{\dagger} \hat{c}_{1\sigma} \right) \right] \\
& - 2h \left(\hat{S}_1^z + \hat{S}_2^z \right).
\end{aligned} \tag{9}$$

The operator (9) models all inter-electron interactions only in the diatomic systems. In molecules with more than two atoms, there will be additional types of the interactions not included in the formula (9). They should be determined directly from the general Hamiltonian for the electronic subsystem recorded with the help of the fermion field operators.

The symbols appearing in the formula (9) have the following meanings: $\hat{c}_{j\sigma}^{\dagger}$ and $\hat{c}_{j\sigma}$ are the creation and annihilation operators of the electron state on j -th proton. The number operator is given by $\hat{n}_j = \sum_{\sigma} \hat{n}_{j\sigma} = \hat{c}_{j\sigma}^{\dagger} \hat{c}_{j\sigma}$. $\hat{\mathbf{S}}_j$ represents the spin operator. Hence, $\hat{\mathbf{S}}_1 \hat{\mathbf{S}}_2 = \frac{1}{2} \left(\hat{S}_1^+ \hat{S}_2^- + \hat{S}_1^- \hat{S}_2^+ \right) + \hat{S}_1^z \hat{S}_2^z$, where $\hat{S}_j^+ = \hat{c}_{j\uparrow}^{\dagger} \hat{c}_{j\downarrow}$, $\hat{S}_j^- = \hat{c}_{j\downarrow}^{\dagger} \hat{c}_{j\uparrow}$, and $\hat{S}_j^z = \frac{1}{2} (\hat{n}_{j\uparrow} - \hat{n}_{j\downarrow})$. Other coefficients are defined by the following integrals:

$$\begin{aligned}
\varepsilon &= \int d^3 \mathbf{r} \Phi_1(\mathbf{r}) \left[-\nabla^2 - \frac{2}{|\mathbf{r} - \mathbf{R}|} \right] \Phi_1(\mathbf{r}), \\
t &= \int d^3 \mathbf{r} \Phi_1(\mathbf{r}) \left[-\nabla^2 - \frac{2}{|\mathbf{r} - \mathbf{R}|} \right] \Phi_2(\mathbf{r}), \\
U &= \int \int d^3 \mathbf{r}_1 d^3 \mathbf{r}_2 \Phi_1^2(\mathbf{r}_1) \frac{2}{|\mathbf{r}_1 - \mathbf{r}_2|} \Phi_1^2(\mathbf{r}_2), \\
K &= \int \int d^3 \mathbf{r}_1 d^3 \mathbf{r}_2 \Phi_1^2(\mathbf{r}_1) \frac{2}{|\mathbf{r}_1 - \mathbf{r}_2|} \Phi_2^2(\mathbf{r}_2), \\
J &= \int \int d^3 \mathbf{r}_1 d^3 \mathbf{r}_2 \Phi_1(\mathbf{r}_1) \Phi_2(\mathbf{r}_1) \frac{2}{|\mathbf{r}_1 - \mathbf{r}_2|} \Phi_1(\mathbf{r}_2) \Phi_2(\mathbf{r}_2), \\
V &= \int \int d^3 \mathbf{r}_1 d^3 \mathbf{r}_2 \Phi_1^2(\mathbf{r}_1) \frac{2}{|\mathbf{r}_1 - \mathbf{r}_2|} \Phi_1(\mathbf{r}_1) \Phi_2(\mathbf{r}_2).
\end{aligned} \tag{10}$$

The quantity ε determines the energy of the single electron orbital, t is the hopping integral, U models the on-site Coulomb repulsion between the electrons, K is the energy of the interstitial Coulomb repulsion. The symbol J denotes the integral of the exchange, wherein the first term with J in the formula (9) presents the full expression on the impact of the exchange (the Dirac exchange operator). The second term with J represents the hopping of the singlet pairs of the electrons. V it is the energy of the correlated electron hopping. In the integrals collected in the formulas (10) there are no spin components of the wave function (φ_s) due to the possibility of the choosing the global spin quantization axis ($\varphi_s^{\dagger} \varphi_s = 1$). The symbol h in the formula (9) is the applied magnetic field.

We have chosen the Wannier function as:

$$\Phi_j(\mathbf{r}) = A [\phi_j(\mathbf{r}) - B \phi_l(\mathbf{r})], \tag{11}$$

wherein the parameters ensuring the normalization are of the form:

$$A = \frac{1}{\sqrt{2}} \sqrt{\frac{1 + \sqrt{1 - S^2}}{1 - S^2}}, \tag{12}$$

$$B = \frac{S}{1 + \sqrt{1 - S^2}}. \tag{13}$$

The atomic overlap (S) should be calculated with the help of the formula $S = \int d^3 \mathbf{r} \phi_1(\mathbf{r}) \phi_2(\mathbf{r})$, where $1s$ Slater-type orbital can be written as $\phi_j(\mathbf{r}) = \sqrt{\alpha^3/\pi} \exp[-\alpha|\mathbf{r} - \mathbf{R}_j|]$, α is the inverse size of the orbital.

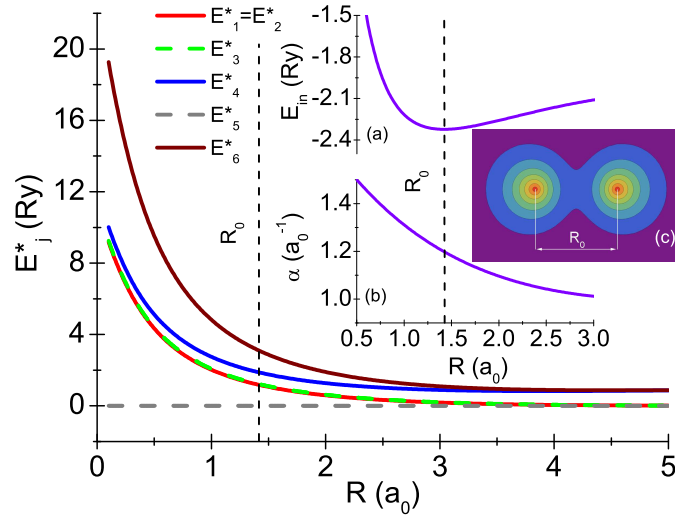


FIG. 1: The electron energy states of the hydrogen molecule ($E_j^* = E_j - E_5$) as a function of the distance between the protons ($F = 0, h = 0$). The insertion presents: (a) the energy E_{in} as a function of the distance, (b) the inverse size of the orbital α as a function of the distance, and (c) the distribution of the electron charge density in the equilibrium condition.

We have conducted the analytical diagonalization of the Hamiltonian (9). As the result we have obtained following formulas:

$$E_1 = -2h - J + K + 2\varepsilon, \quad (14)$$

$$E_2 = 2h - J + K + 2\varepsilon, \quad (15)$$

$$E_3 = J + K + 2\varepsilon, \quad (16)$$

$$E_4 = -J + U + 2\varepsilon, \quad (17)$$

$$E_5 = \frac{1}{2}(K + U + 4\varepsilon - \sqrt{N}), \quad (18)$$

$$E_6 = \frac{1}{2}(K + U + 4\varepsilon + \sqrt{N}), \quad (19)$$

where $N = (U - K)^2 + 16(t + V)^2 + 4J(U - K + J)$.

On the basis of the dependence E_{ep} from R , it can be additionally calculated the vibrational energy levels. In the harmonic approximation, the potential is given by:

$$V_H(R) = E_0 + \frac{1}{2}k_H(R - R_0)^2, \quad (20)$$

where: $E_0 = E_{ep}(R_0)$, and $k_H = [d^2 E_{ep}(R)/dR^2]_{R=R_0}$ (the symbol R_0 represents the equilibrium distance). The quantum oscillator's energy possesses the well know form:

$$E_o^H = \omega_0^H(n + 1/2), \quad (21)$$

wherein: $\omega_0^H = \sqrt{k_H/m'}$, and $n = 0, 1, 2, \dots$. The symbol m' represents the reduced mass of the proton subsystem: $m' = m_p/2 = 918.076336$ (m_p is the proton mass).

The harmonic description of the vibrational levels does not take into consideration the states close to the dissociation. More accurate calculations are based on the Morse potential (V_{M_0}), which approximates the general form of the

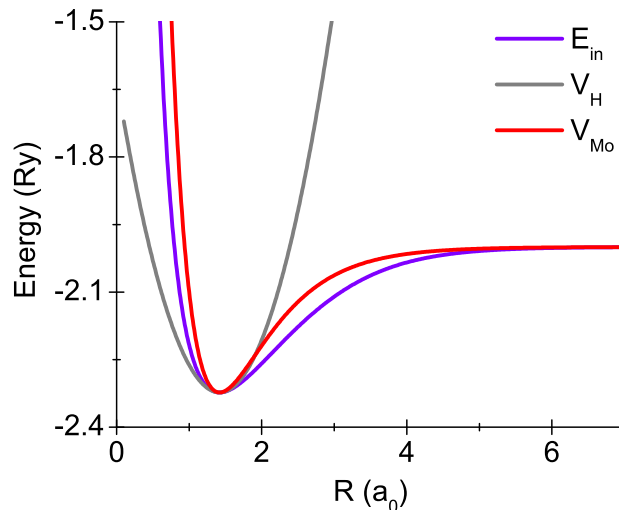


FIG. 2: The energy of the electron-proton system and the potentials V_H and V_{Mo} depending on the distance between the protons.

intermolecular energy curve. Note that the Morse curve represents the anharmonic potential also about the equilibrium proton separation. For $F = 0$, the Morse potential can be written as:

$$V_{Mo}(R) = E_0 + E_D [1 - \exp(-\alpha_{Mo}(R - R_0))]^2, \quad (22)$$

where E_D is the dissociation energy of the molecule measured from the minimum value of $V_{Mo}(R)$, and α_{Mo} represents the measure of the curvature of the potential at its minimum. The force constants k_{Mo} is given by the formula $k_{Mo} = [d^2V_{Mo}(R)/dR^2]_{R=R_0}$. Additionally, we have introduced the Morse energy $\omega_0^{Mo} = \sqrt{k_{Mo}/m'}$. The energy levels can be calculated based on the formula:

$$E_o^{Mo} = \omega_0^{Mo} (n + 1/2) + ((\omega_0^{Mo})^2/4E_D) (n + 1/2)^2. \quad (23)$$

In the case of $F > 0$, qualitatively the course of the curve $E_{ep}(R)$ is reproduced by the following formula:

$$V^+(R) = V_{Mo}(R) + \frac{E_D}{R} [1 - \exp(-2.5\alpha_{Mo}(R - R_0))]^2. \quad (24)$$

The rotational energy of the hydrogen molecule should be calculated using the formula:

$$E_r = B_0 l(l + 1), \quad (25)$$

where B_0 is the rotational constant: $B_0 = 1/m'R_0^2$ and $l = 0, 1, 2, \dots$. In the presented description, we used the approximation which assumes that oscillations of the hydrogen molecules do not affect the rotation, and the rotation of the molecule has no effect on the oscillations.

We estimated the translational energy of the hydrogen molecule basing on the formula:

$$E_t = \frac{k^2}{16m_p}, \quad (26)$$

where $\mathbf{k} = (\pi k_x/L, \pi k_y/L, \pi k_z/L)$, $k_j = 1, 2, \dots$.

We have determined the dependence of the energy of the electron states of the hydrogen molecule on the distance between the protons. We adopted the agreement that the level of zero coincides with the state of the lowest energy ($E_{min} = E_5$). The results are presented in Fig. 1, whereas the vertical dashed line represents the equilibrium distance ($R_0 = 1.41968 a_0$), which corresponds to $\alpha_0 = 1.199205 a_0^{-1}$. The full course of the dependence of the total energy (E_{in}) on R can be traced in the inset (a). The inset (b) characterize values of the inverse size of the orbital, and the inset (c) shows the distribution of the electron charge density ($\rho(\mathbf{r}) = \sum_j \Phi_j^*(\mathbf{r}) \Phi_j(\mathbf{r})$) in the hydrogen molecule for $R = R_0$. Note that we have obtained results that very accurately reproduce the most advanced calculations presented in the branch literature. For example, the virtually exact solution given by Kolos and Wolniewicz has the form:

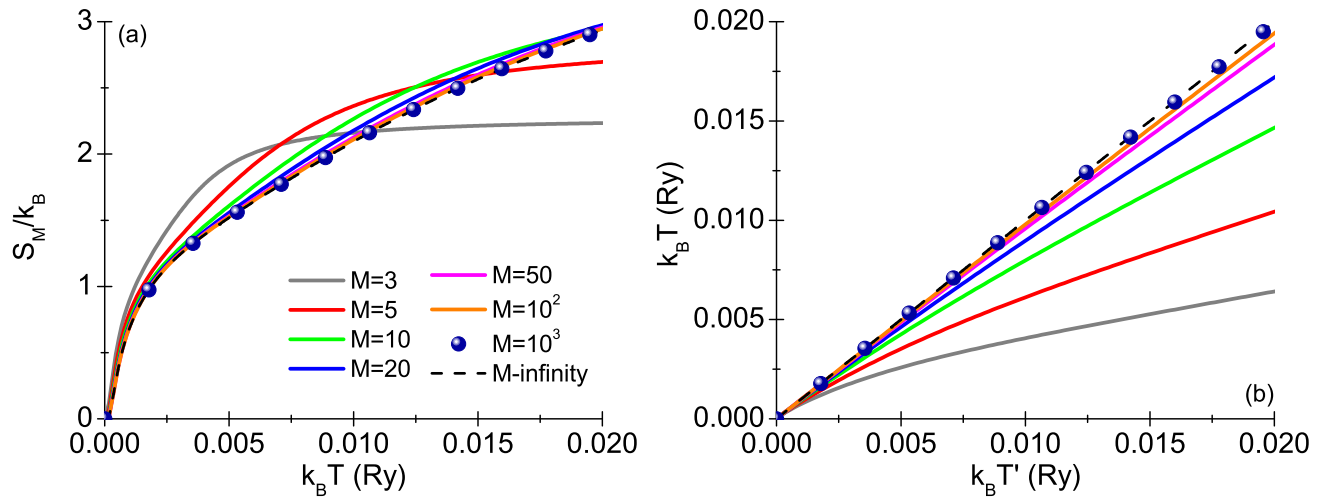


FIG. 3: (a) The entropy per hydrogen molecule as a function of the temperature for the selected values of M . (b) The dependencies between temperatures T and T' obtained using the equation (3).

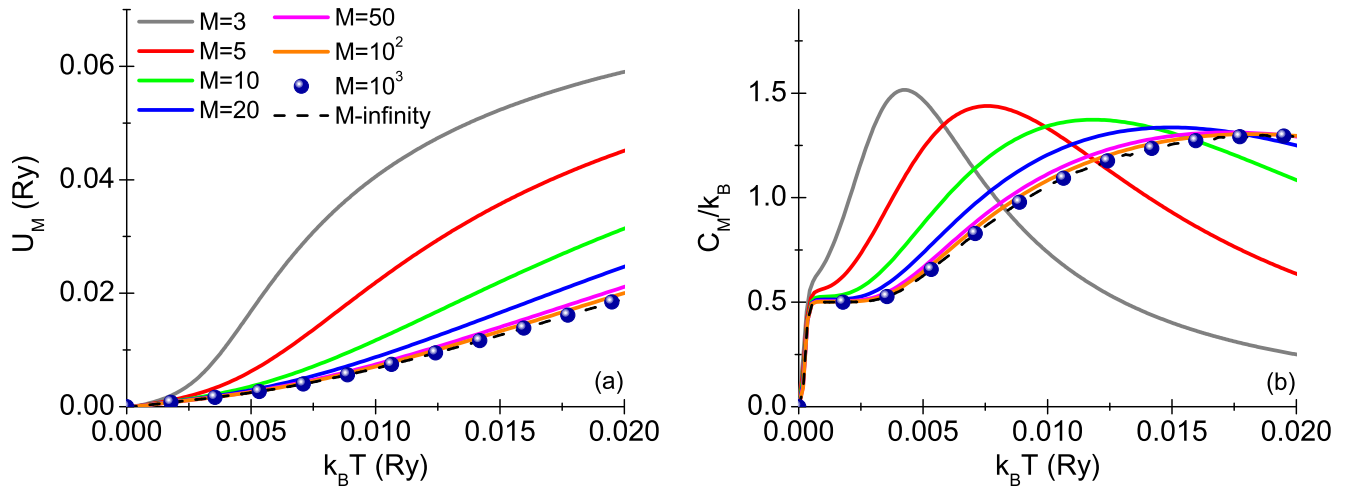


FIG. 4: (a) The internal energy and (b) the specific heat per hydrogen molecule as a function of the temperature for the selected values of M .

$R_0 = 1.3984 a_0$ and $E_0 = -2.349$ Ry [57], [58] (in our case $E_0 = -2.323011$ Ry). Very similar results were obtained also by Kądziaława *et al.* [55]: $R_0 = 1.43042 a_0$ and $E_0 = -2.29587$ Ry. Let us notice that the physical parameters of the hydrogen molecule can be also calculated with the help of the software available online, however results achieved in that way are less accurate. For example, the value of E_0 obtained in the Mopac software package [59] differs from the results of Kołos and Wolniewicz by 12 %. Additionally, in Fig. 2 we have drawn the course of the internal energy in the harmonic approximation, and the course reproduced by means of the Morse curve.

III. THE NONEXTENSIVE THERMODYNAMICS

In the first step, we took into account the "frozen" system (in the considerations we skip E_t) and the oscillating energy calculated in the harmonic approximation. We have adopted the reasonable range of the values of the thermal energy $k_B T$ from 0 to ~ 0.02 Ry, which corresponds to the temperature at 3000 K (in each case the value of T was calculated using the equation (3)). The above assumptions mean that the hydrogen molecule is in the ground electronic state and because of the value of the dissociation energy ($E_d = 0.323011$ Ry) has at most 12 oscillatory states and 24 rotational states. Of course, not all combinations of the oscillatory and rotational states will be realized

TABLE I: The distance (R_0), the inverse size of orbital (α_0), the ground-state energy (E_0) or the enthalpy (H_0) if $F \neq 0$, the vibrational energies ($\omega_0^H, \omega_0^{Mo}$), and the rotational constant (B_0) for the equilibrium case and the different values of F .

F (Ry/ a_0)	R_0 (a_0)	α_0 (a_0^{-1})	E_0 or H_0 (Ry)	ω_0^H (Ry)	ω_0^{Mo} (Ry)	B_0 (Ry)
0	1.419680	1.199205	-2.323011	0.027449	0.038240	0.000540
0.1	1.302372	1.226840	-2.187303	0.033599	-	0.000642
0.2	1.219082	1.248111	-2.061430	0.038806	-	0.000733
0.3	1.154596	1.265578	-1.942867	0.043456	-	0.000817
0.4	1.102119	1.280465	-1.830113	0.047720	-	0.000897
0.5	1.057994	1.293465	-1.722167	0.051699	-	0.000973

TABLE II: The equilibrium values of the Hamiltonian parameters \hat{H} for the different values of F .

F (Ry/ a_0)	ε_0 (Ry)	t_0 (Ry)	U_0 (Ry)	K_0 (Ry)	J_0 (Ry)	V_0 (Ry)
0	-1.749493	-0.737679	1.661254	0.962045	0.022040	-0.011850
0.1	-1.738782	-0.834142	1.711008	1.005356	0.023190	-0.012134
0.2	-1.724986	-0.913237	1.749406	1.038483	0.024031	-0.012414
0.3	-1.709850	-0.981633	1.781021	1.065607	0.024694	-0.012685
0.4	-1.694103	-1.042553	1.808033	1.088691	0.025242	-0.012946
0.5	-1.678108	-1.097854	1.831676	1.108838	0.025708	-0.013198

physically due to the fact that $E_o + E_r < E_d$.

Fig. 3 (a) presents the influence of the temperature on the value of the entropy for selected M . It can be seen that the course of the entropy strongly depends on the number of the particles in the system. According to the presented data, it is further shown that for the case of $M_c \sim 10^3$ molecules, the differences between the values of S_{M_c} and $S_{+\infty}$ are already very slight in the entire temperature range. It means that the nonextensivity of the entropy vanishes quite quickly with the increase in the number of the particles. Fig. 3 (b) shows the plot of the dependence $T(T')$. For all the analyzed values of M we have obtained curves monotonically growing, which from the physical point of view is the expected and desired outcome.

Fig. 4 (a) and (b) presents the curves of the internal energy and the specific heat ($C_M = \partial U_M / \partial T$). The obtained results show that the values of U_M attributable to the single molecule are the smallest in the thermodynamic limit. In the case of the specific heat, the curves $C_M(T)$ have more complicated course than the curves of the internal energy, however, below the value of M_c the deviations from the predictions of the classical statistical physics are easily noticeable.

The results presented above have been obtained in the approximation of the harmonic vibrations (formula (21)). It is possible to ask the natural question whether the change in the oscillatory energy levels of the hydrogen molecule obtained as part of the anharmonic approach (formula (23)) will noticeably affect the non-extensiveness of the system under study. The sample results for the entropy, the internal energy, the specific heat, and the temperature were collected in Fig. 5 (a)-(d). It can be seen that in the anharmonic case, the parameter M_c does not change its value, however, as expected, the values of the calculated thermodynamic quantities change. The obtained result is the strong argument suggesting that the value of the parameter M_c characterizes the universal feature of the small-scale statistical systems which is non-extensiveness. Especially that the same result as in the anharmonic case is obtained taking into account the change in the rotational levels of the hydrogen molecule induced by the centrifugal force (then instead of the formula (25) it is necessary to use formula: $E_r = B_0 l(l+1) - B_1 l^2(l+1)^2 + B_2 l^3(l+1)^3$).

The change in the value of M_c was not observed also when taking into account in the calculations the translational degrees of freedom. The obtained results were collected in Fig. 6.

The analogous calculations we have conducted for the case, when each molecule is affected by the external force. Referring to the quantity E_F in the equation (8) it can be seen that it is connected directly with the pressure inside the chamber in which the tested system is located. The action of the force F in the range of the values from 0 to 0.5 Ry/ a_0 causes the noticeable decrease in the equilibrium distance of the hydrogen molecule. Decreases also the value of the equilibrium ground-state enthalpy (H_0). For this reason, the selected numerical data is collected in Tab.

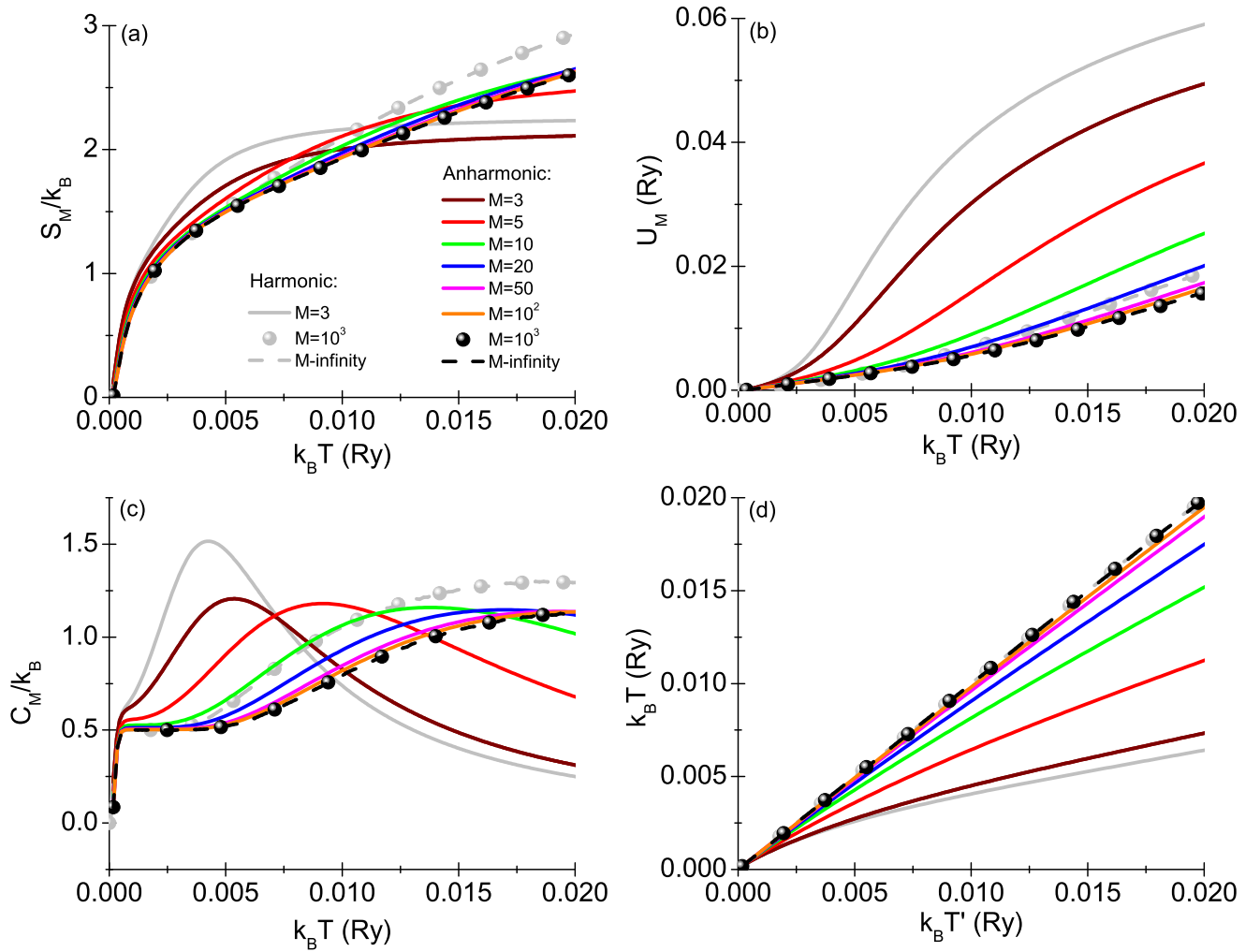


FIG. 5: The values of the entropy (a), the internal energy (b), the specific heat (c), and the temperature (d) for the selected values of M . The main results were obtained taking into account the anharmonicity of the vibrations of the hydrogen molecule. In the background, we have placed the results for the harmonic case.

I and in Tab. II.

Fig. 7-9 show the plots of the courses of the entropy, the internal energy, and the specific heat as a function of the temperature for the selected values of F and M . The obtained results prove that the increasing force F changes visibly the values of the considered thermodynamic functions. However, the adopted value of M_c is not subjected to change.

Fig. 10 (a)-(d) present the results obtained for the case of the maximum value of the force ($F = 0.5 \text{ Ry}/a_0$), while additionally, we took into account the translational degrees of freedom. Analyzing the collected results, one can notice again the lack of change in the value of the parameter M_c .

In the last part of the chapter, let's note that in addition to the force F affecting the hydrogen molecule, other external disturbance may be related to the external magnetic field h . It turns out that in this case neither the value of M_c nor the values of the thermodynamic parameters S_M , U_M and C_M change. This result can be easily understood considering that for the magnetic fields smaller than $h_c = \frac{1}{4} (K - U - 2J + \sqrt{N}) = 0.586399 \text{ Ry}$ (the field value causing the degeneration of the electronic ground level ($E_5 = E_1$)), only one level of the energy changes in the physically available energy ladder (E_1).

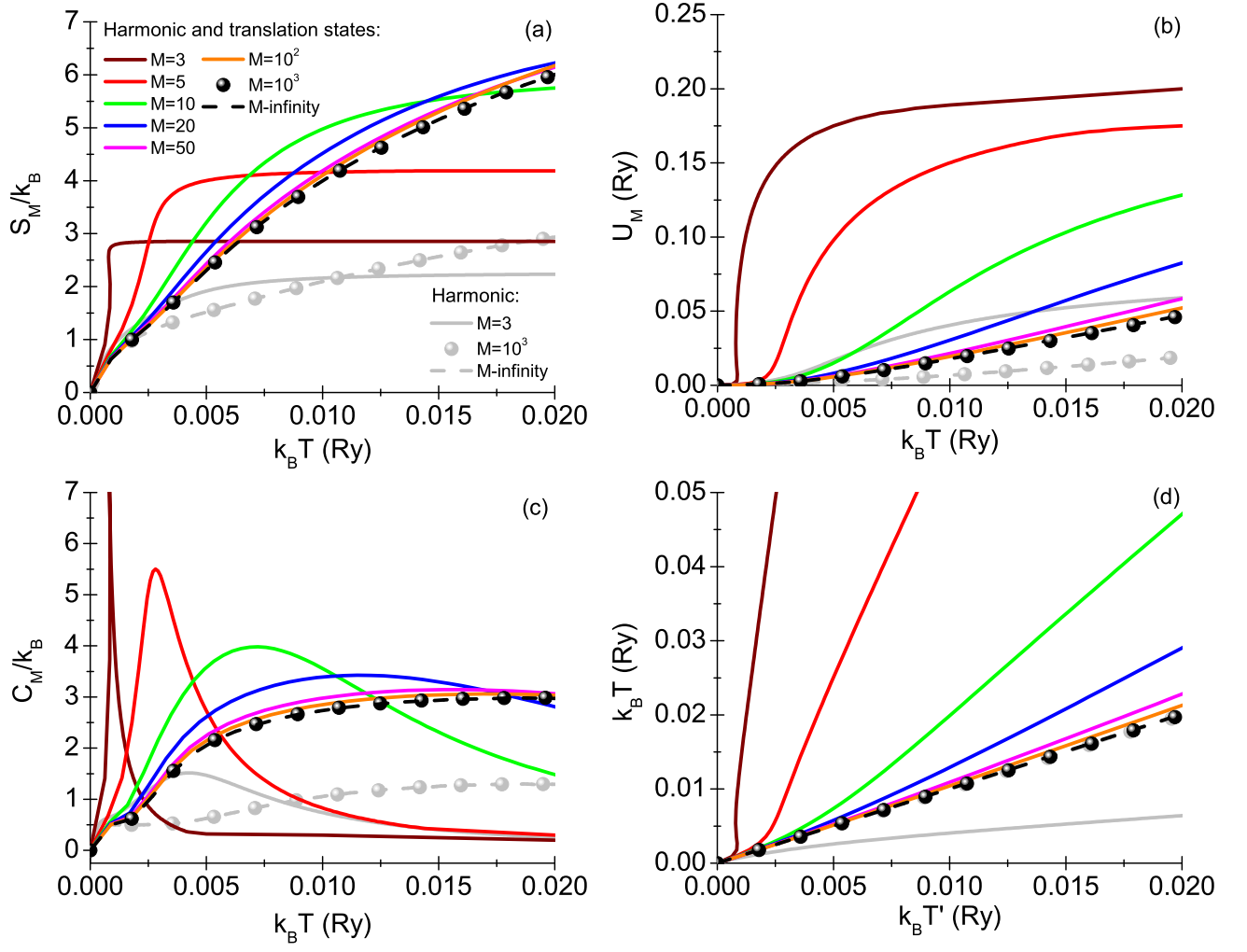


FIG. 6: The entropy (a), the internal energy (b), the specific heat (c), and the temperature (d) for the selected values of M . The results from the first plan were obtained for the harmonic case additionally taking into account ~ 125000 translational states. In the background, we put the results for the harmonic case while ignoring the translational degrees of freedom.

IV. THE DISCUSSION OF THE RESULTS

The analysis conducted in the presented paper has shown that in the systems consisted of the hydrogen molecules, it is possible to observe the significant deviation from the predictions of the classical statistical physics unless the system consists of the number of the molecules less than thousand ($M_c \sim 10^3$). Physically, it means that the value of M_c marks the universal boundary between the non-extensive statistical physics of Tsallis and the theory of Boltzmann-Gibbs-Shannon at least in the considered family of the systems. This is evidenced by the results obtained for the case of the harmonic and anharmonic vibrations of the hydrogen molecule. Additionally, we checked that M_c does not change when we take into account the influence of the centrifugal force on the rotational energy levels, or we take into account the translational degrees of freedom. What is important, the value of M_c also does not change when the external constant force affects the molecule, or the molecule is located in the external magnetic field. However, except for the magnetic field with reasonable values, shapes of the determined thermodynamic functions are changing. The obtained results are even more convincing because they were obtained as part of the non-parametric model.

In our opinion, the presented results should be of the particular interest to those involved in the description of the thermodynamic properties of the nanosystems, which by definition are small-sized statistical objects. For future research related to the non-extensive physics one of the most interesting directions of the research is linked with the interactions between the particles. However, this requires the generalization of the nonextensive formalism in the

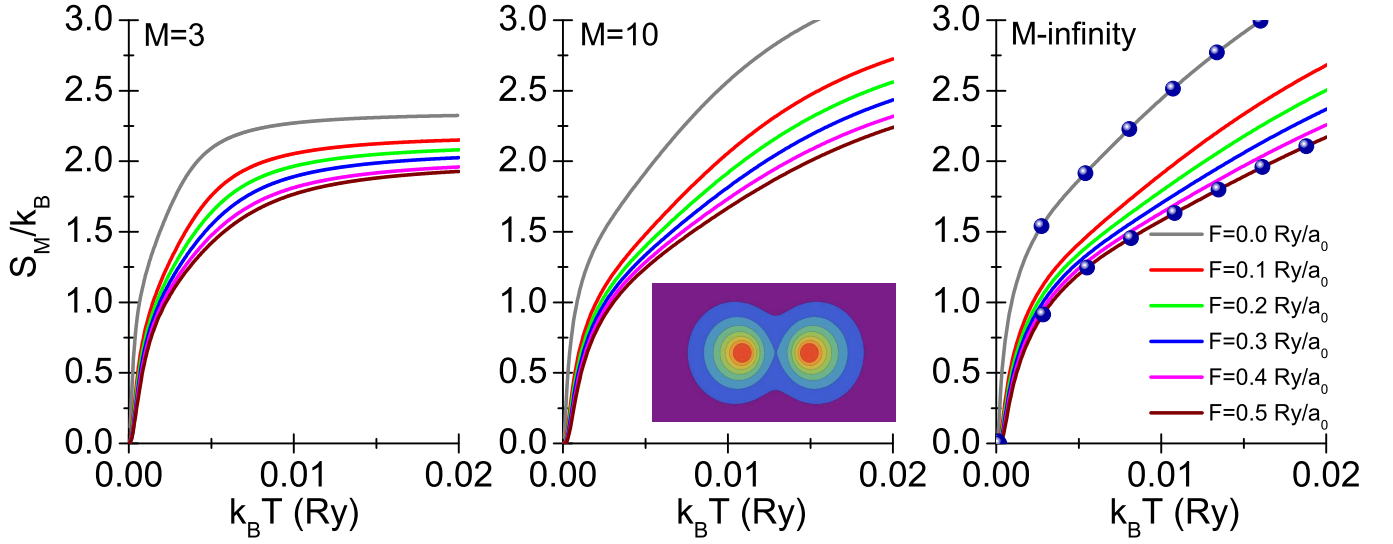


FIG. 7: (a)-(c) The entropy per hydrogen molecule as a function of the temperature for the selected values of M and F . On the Fig. 7 (c) points denotes the results obtained for $M = 10^3$. The insertion presents the distribution of the electron charge density in the equilibrium condition for $F = 0.5$ Ry/ a_0 .

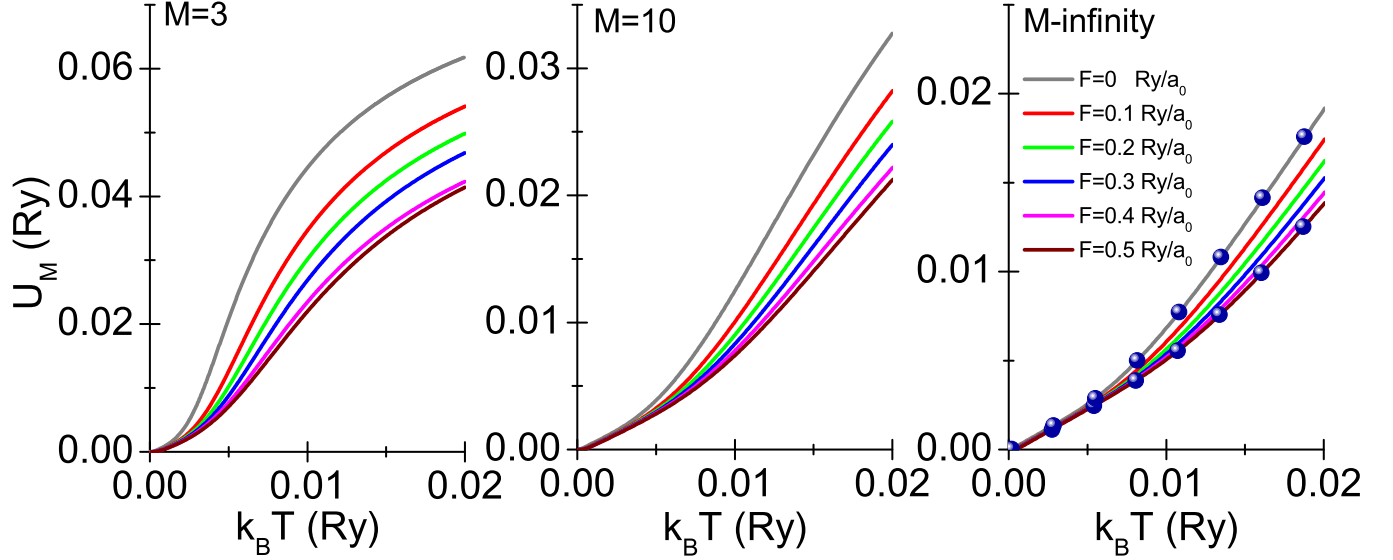


FIG. 8: (a)-(c) The internal energy per hydrogen molecule as a function of the temperature for the selected values of M and F . On the Fig. 8 (c) points denotes the results obtained for $M = 10^3$.

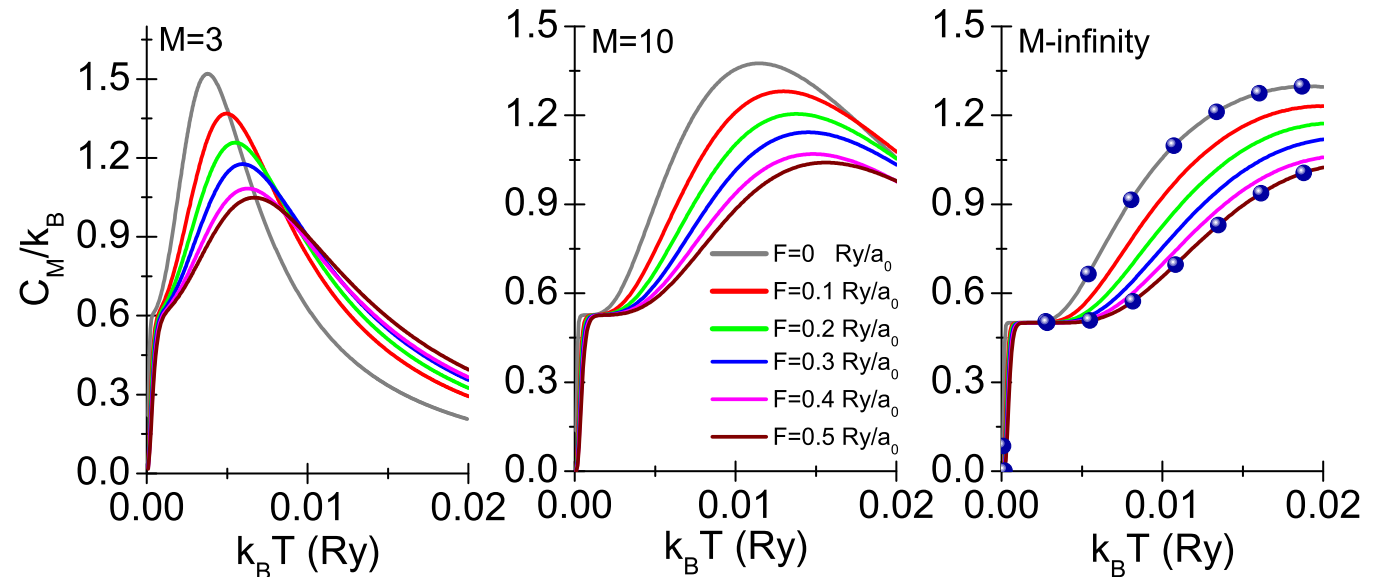


FIG. 9: (a)-(c) The specific heat per hydrogen molecule as a function of the temperature for the selected values of M i F . On

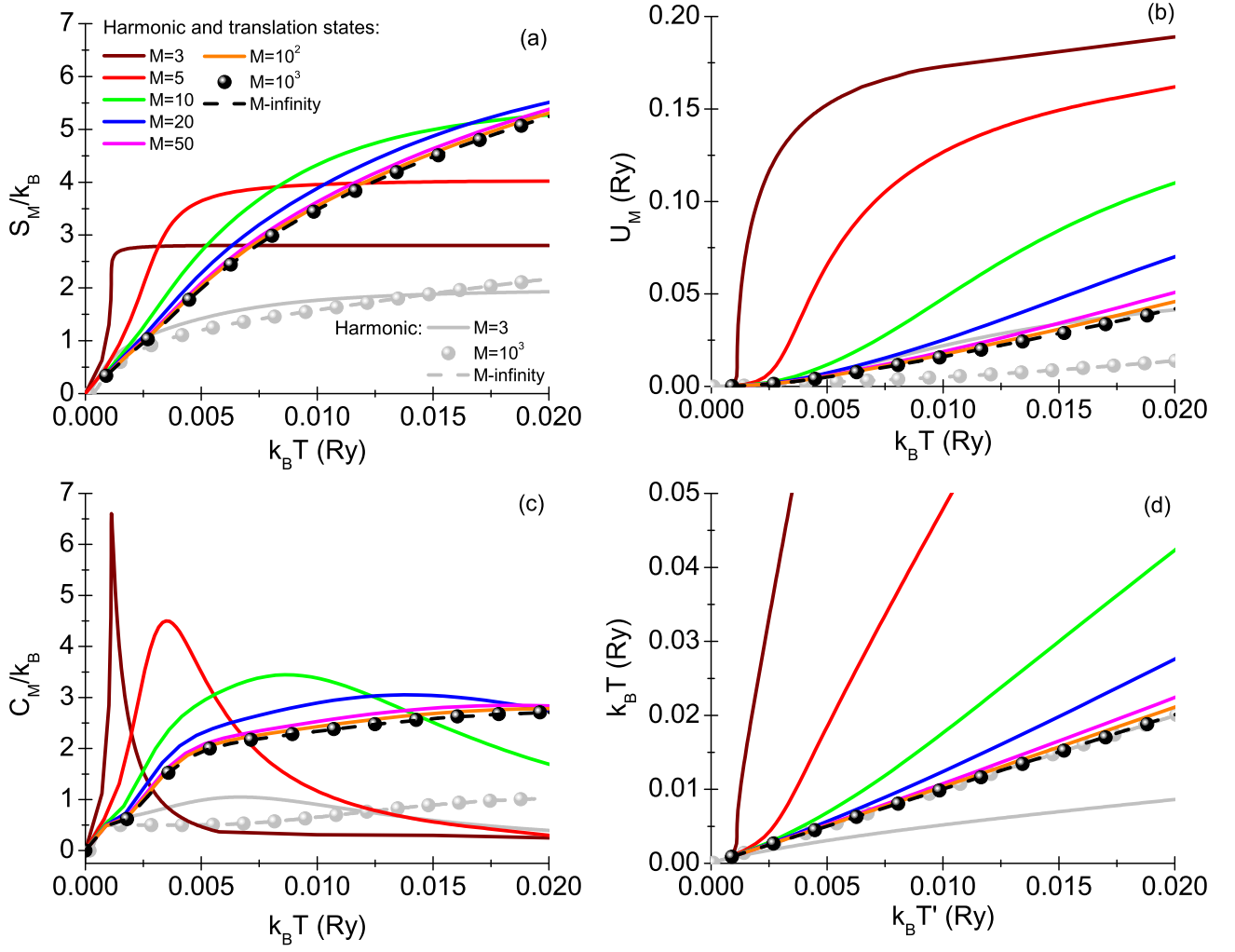


FIG. 10: The entropy (a), the internal energy (b), the specific heat (c), and the temperature (d) for the selected values of M and $F = 0.5$ Ry/ a_0 . The main results were obtained for the harmonic case, additionally taking into account ~ 125000 translational states. In the background, we put the results for the harmonic case while ignoring the translational degrees of freedom.

scheme presented in the works [60, 61].

-
- [1] C. Tsallis, *Journal of Statistical Physics* **52**, 479 (1988).
 - [2] C. Tsallis, R. S. Mendes, and A. A. R. Plastino, *Physica A: Statistical Mechanics and its Applications* **261**, 534 (1998).
 - [3] E. M. F. Curado and C. Tsallis, *Journal of Physics A: Mathematical and General* **24**, L69 (1991).
 - [4] E. M. F. Curado and C. Tsallis, *Journal of Physics A: Mathematical and General* **25**, 1019 (1992).
 - [5] L. S. Lucena, L. R. da Silva, and C. Tsallis, *Physical Review E* **51**, 6247 (1995).
 - [6] T. Padmanabhan, *Physics Reports* **188**, 285 (1990).
 - [7] C. Tsallis, *Physica D* **193**, 3 (2004).
 - [8] M. Schmidt, R. Kusche, T. Hippler, J. Donges, W. Kronmuller, B. von Issendorff, and H. Haberland, *Physical Review Letters* **86**, 1191 (2001).
 - [9] C. Tsallis and U. Tirnakli, *Journal of Physics: Conference Series* **201**, 012001 (2010).
 - [10] G. L. F. and S. Martinez and A. Plastino, *JSTAT- Journal of Statistical Mechanics: Theory and Experiment* **P04009**, 1742 (2005).
 - [11] A. M. Mariz, *Physical Review A* **165**, 409 (1992).
 - [12] J. D. Ramshaw, *Physical Review A* **175**, 169 (1993).
 - [13] J. D. Ramshaw, *Physics Letters A* **175**, 171 (1993).

- [14] A. R. Plastino and A. Plastino, *Physics Letters A* **177**, 177 (1993).
- [15] A. R. Plastino and A. Plastino, *Physics Letters A* **202**, 438 (1994).
- [16] D. A. Stariolo, *Physics Letters A* **185**, 262 (1994).
- [17] F. Buyukkili and D. Demirhan, *Physics Letters A* **181**, 24 (1993).
- [18] F. Buyukkili, D. Demirhan, and A. Gules, *Physics Letters A* **197**, 209 (1995).
- [19] A. Chame and E. V. L. de Mello, *Physics Letters A* **27**, 3663 (1994).
- [20] G. Wilk and Z. Włodarczyk, *Physical Review Letters* **84**, 2770 (2000).
- [21] C. Beck, *Europhysics Letters* **57**, 329 (2002).
- [22] A. K. Rajagopal, C. S. Pande, and S. Abe, arXiv:cond-mat/0403738 - Invited presentation at the Indo-US Workshop on Nanoscale materials: From Science to Technology, Puri, India, April 5-8, 2004 (2004).
- [23] H. Hasegawa, *Progress of Theoretical Physics Supplement* **162**, 70 (2006).
- [24] C. Beck, *Physics Letters A* **287**, 240 (2001).
- [25] D. A. McQuarrie and J. D. Simon, *Physical Chemistry: A Molecular Approach* (University Science Books, 1997).
- [26] T. L. Hill, *Nano Letters* **1(3)**, 111 (2001).
- [27] T. L. Hill, *Nano Letters* **1(3)**, 159 (2001).
- [28] T. L. Hill, *Nano Letters* **1(5)**, 273 (2001).
- [29] D. Szcześniak, A. Khater, Z. Bąk, R. Szcześniak, and M. A. Ghantous, *Nanoscale Research Letters* **7**, 616 (2012).
- [30] A. Biborski, A. P. Kądziaława, A. Gorczyca-Goraj, E. Zipper, M. M. Maśka, and J. Spalek, *Scientific Reports* **6**, 29887 (2016).
- [31] M. Hartmann, G. Mahler, and O. Hess, *Physical Review E* **70**, 066148 (2004).
- [32] M. Hartmann, G. Mahler, and O. Hess, arXiv:cond-mat/0408133v1 - To appear in: *Handbook of Theoretical and Computational Nanotechnology* (American Scientific Publishers) (2004).
- [33] M. Hartmann, G. Mahler, and O. Hess, *Physical Review Letters* **93**, 080402 (2004).
- [34] M. Hartmann, *Contemporary Physics* **47**, 89 (2006).
- [35] A. Boer and S. Dumitru, *Romanian Journal of Physics* **53**, 1039 (2008).
- [36] L. H. C. M. Nunes and E. V. L. de Mello, *Physica A* **296**, 106 (2001).
- [37] L. H. C. M. Nunes and E. V. L. de Mello, *Physica A* **305**, 340 (2002).
- [38] M. S. Ribeiro, F. D. Nobre, and E. M. F. Curado, *Physical Review E* **85**, 021146 (2012).
- [39] A. Cavallo, F. Cosenza, and L. D. Cesare, *Physica A* **305**, 152 (2002).
- [40] F. D. Nobre and C. Tsallis, *Physical Review E* **68**, 036115 (2003).
- [41] A. Saguia and M. S. Sarandy, *Physics Letters A* **374**, 3384 (2009).
- [42] M. S. Reis, V. S. Amaral, R. S. Sarthour, and I. S. Oliveira, *Physical Review B* **73**, 092401 (2006).
- [43] M. S. Reis, V. S. Amaral, R. S. Sarthour, and I. S. Oliveira, *The European Physical Journal B* **50**, 99 (2006).
- [44] R. Khordad, M. Sadeghzadeh, and A. M. Jahan-abad, *Communications in Theoretical Physics* **59**, 655 (2013).
- [45] H. G. Miller, F. C. Khanna, R. Teshima, A. Plastino, and A. Plastino, *Physics Letters A* **359**, 357 (2006).
- [46] A. R. Lima and T. J. P. Penna, *Physica A* **265**, 221 (1999).
- [47] M. Born and R. Oppenheimer, *Annalen der Physik* **389**, 457 (1927).
- [48] M. Born and V. A. Fock, *Zeitschrift für Physik A* **51**, 165 (1928).
- [49] M. Born and H. Kun, *Dynamical theory of crystal lattice* (Oxford University Press, 1954).
- [50] E. Schrödinger, *Annalen der Physik* **79**, 361 (1926).
- [51] E. Schrödinger, *Annalen der Physik* **79**, 489 (1926).
- [52] E. Schrödinger, *Annalen der Physik* **80**, 734 (1926).
- [53] E. Schrödinger, *Annalen der Physik* **81**, 109 (1926).
- [54] J. Spalek, *Wstęp do fizyki materii skondensowanej* (PWN, 2015).
- [55] A. P. Kądziaława, A. Bielas, M. Acquarone, A. Biborski, M. M. Maśka, and J. Spalek, *New Journal of Physics* **16**, 123022 (2014).
- [56] M. Acquarone, J. R. Iglesias, M. A. Gusmao, C. Noce, and A. Romano, *Physical Review B* **58**, 7626 (1998).
- [57] W. Kołos and L. Wolniewicz, *The Journal of Chemical Physics* **41**, 3663 (1964).
- [58] W. Kołos and L. Wolniewicz, *The Journal of Chemical Physics* **49**, 404 (1968).
- [59] openmopac.net (2012).
- [60] A. L. Fetter and J. D. Walecka, *Quantum Theory of Many-Particle Systems* (McGraw-Hill Book Company, 1971).
- [61] K. Elk and W. Gasser, *Die Methode der Greenschen Funktionen in der Festkörperphysik* (Akademie - Verlag, 1979).