

Electronic structure and nontrivial topological surface states in ZrRuP and ScPd₃ compounds

Armindo S. Cuamba¹, Hong-Yan Lu², Lei Hao³, and C. S. Ting¹

¹ *Texas Center for Superconductivity and Department of Physics, University of Houston, Houston, Texas 77204, USA*

² *School of Physics and Electronic Information, Huaibei Normal University, Huaibei 235000, China*

³ *Department of Physics, Southeast University, Nanjing 210096, China*

(Dated: January 10, 2018)

In this paper, we investigate the topological properties of ZrRuP and ScPd₃ using the first-principles calculations. We calculate the electronic structure, surface states, and Z_2 topological invariant. The band structure of ZrRuP without the spin-orbit coupling (SOC) exhibits a nodal line located at Γ -K-M high symmetry line in the Brillouin zone(BZ). The nodal line is protected by the mirror symmetry corresponding to the plane $k_z = 0$. The geometry of Fermi surface is a connected torus centered at K point with open orbits at the boundary of BZ, when the Fermi level is shifted up 0.25 eV. The inclusion of SOC leads to the gap opening in the band structure which corresponds adiabatically to transition from nodal line semimetal to topological insulator. The corresponding surface states were obtained from thin film calculations, and the result shows surface states emerging along the gap region. We also identify the ScPd₃ compound as a Dirac nodal line semimetal. This structure has nontrivial surface states and the corresponding Z_2 topological invariant is (1;000). Both the ScPd₃ and ZrRuP have the Fermi surfaces of the bands which make nodal lines with open orbits.

PACS numbers: 74.20.Pq, 74.70.-b, 63.20.D-, 74.25.-q

I. INTRODUCTION

The investigation of material with nontrivial topology of band structure has become an exciting topic recently after discovering of interesting properties such as the conducting edge states¹ and quantum spin hall effect² in a topological insulator(TI). The strong spin-orbit coupling(SOC) creates band inversion in some insulator material which can lead to nontrivial band topology. In addition, the corresponding surface states are protected by the time-reversal symmetry and inversion symmetry. The TIs have been realized in one-dimensional structure with helical edge states³, in the two-dimensional structure on HgTe⁴(which is quantum spin hall insulator²), and in three-dimensional structures in SnTe⁵. Moreover, the superconductivity was reported in the Cu doped topological insulator Bi₂Se₃⁶.

The realization of TI led to a search and discovery of new class of materials, the topological semimetal, and metal⁷ structures. Topological semimetals are classified based on bands touching in the momentum space and are protected by certain symmetry. When the bands touch results in degenerate point node the material is Dirac semimetal⁸⁻¹⁷, the continuous touching of degenerate bands makes the nodal line semimetal¹⁸, and Weyl semimetal¹⁹⁻²⁶ corresponding to nondegenerate point node. Recently the type-II Dirac cone was verified experimentally while the type-II nodal line was predicted theoretically. The band crossings in this material are characterized by the tilting of the band which leads to violation of Lorentz invariance. The nodal line phase can exist with or without SOC, depending on the magnitude of the SOC in the material. For instance, the

CaAgP²⁸ is topological line-node semimetal with SOC, and the topological surface states are protected by the mirror symmetry, and CaAgAs²⁸ has a nodal line without SOC and is equivalent to a topological insulator.

Here we study the ZrRuP and ScPd₃ compounds. The ZrRuP crystallizes in hexagonal structure and exhibit superconductivity with the transition temperature $T_c=13$ K²⁹. The electronic structure of ZrRuP^{30,31} and ScPd₃³² have been studied. However, there is barely any investigation of topological properties of these materials. The Fermi surfaces of the bands that make the nodal lines have open orbits which make the structure topological nontrivial. Till now there are no studies of topological properties of these compounds. So, more investigations on these materials are required in order to determine their topological nature.

In this paper, we report our first-principles calculations on topological properties of ZrRuP and ScPd₃ compounds, and we predict that they are adiabatically equivalent to a topological insulating phase with the inclusion of SOC. We calculate the band structure and the corresponding Fermi surfaces with and without SOC, and the topological properties. The band structure of ZrRuP without the SOC shows a nodal line formed by the high dispersive bands located above the Fermi level. The nodal line is located at $k_z=0$ plane, it makes a close line around K point and is protected by mirror symmetry. The Fermi surface calculated at 0.25 eV crosses the bands that make the nodal line and its geometry consists of a connected torus with open orbits. The inclusion of SOC leads to band-gap opening across the Brillouin zone, and few bands cross the Fermi level and the nodal line disappears. We calculate the surface states by using the tight binding Hamiltonian with 20 slabs for a thin film

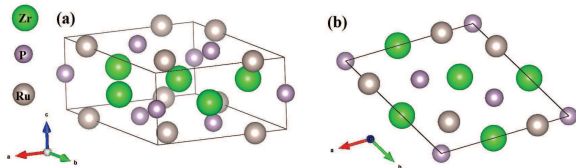


FIG. 1: (colour online) Crystal structure of the ZrRuP. The crystal structure corresponds to noncentrosymmetric symmetry because it breaks the inversion symmetry.

of ZrRuP. The surface states appear along the gap and are located between the Γ -K-M. The obtained topological invariant Z_2 is (0,001). The band structure of ScPd₃ indicates the existence of nodal line above and below the Fermi level. This structure has nontrivial topological surface states. These results can be confirmed by future experiments, such as the angle-resolved photoemission spectroscopy (ARPES) experiments.

II. COMPUTATIONAL DETAILS AND CRYSTAL STRUCTURE

Fig.1 (a) and (b) shows the crystal structure of ZrRuP compound. The crystal parameters are obtained from X-rays diffraction experiments which are, $a=b=6.455$ Å, and $c=3.817$ Å³⁰. The ZrRuP compound has non-centrosymmetric structure and crystallizes in $P-62m$ (189) space group which corresponds to the hexagonal structure. In order to investigate the topological properties of ZrRuP and ScPd₃ compounds, we use density functional theory (DFT) which is implemented in VASP (Vienna *ab initio* simulation package)³⁴, and quantum-espreso package and wannierTools³⁵.

The $10 \times 10 \times 10$ grid in the Brillouin zone is used to perform the self-consistent calculations for the electronic structure with and without spin-orbit interaction. The cut-off energy of the wave function expansion is 400 Ry. In the calculations, the ultra-soft pseudopotential is used and the exchange-correlation function potential is the generalized gradient approximation with Perdew-Burke-Ernzerhof (PBE). The thin film calculation is obtained by using the tight binding Hamiltonian from Wannier function^{36,37}. The tight binding Hamiltonian is built from the Wannier function by using the s , p and d orbital for Zr, Ru, Sc, and Pd atoms and s , p orbital for P.

III. RESULTS AND DISCUSSION

In this section we discuss the electronic structure and topological properties of ZrRuP and ScPd₃.

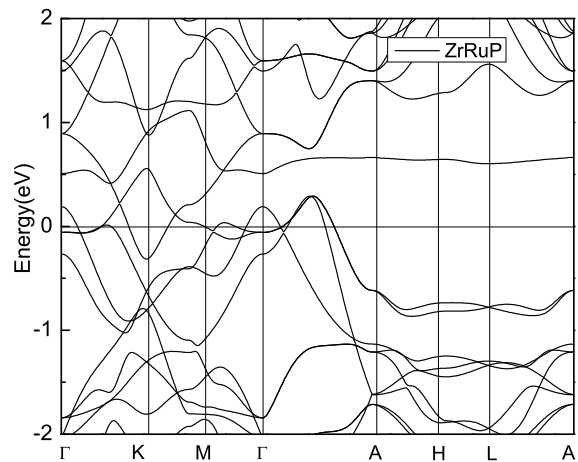


FIG. 2: Band structure of ZrRuP calculated without SOC along the high symmetry lines on the hexagonal Brillouin zone. The crossing of the conduction and valence band from M-K and K- Γ which make the nodal line.

A. Electronic structure of ZrRuP

Here, we discuss the obtained results of the electronic structure, surface states, and topological Z_2 invariant of ZrRuP compound. The calculated band structure without SOC along high symmetric lines in the Brillouin zone is shown in Fig.2 and is similar to other reported results³⁰. The band structure has high dispersive bands that cross the Fermi level. There are two crossings located along M-K and K- Γ high symmetry lines. These crossings make a close nodal, that originates from the contact of the conduction band and the valence bands located above the Fermi level. We perform the calculation of three-dimensional band structure and identify the crosses that make a nodal line. Then, we project this into the k_x - k_y plane and the result is presented in Fig.3. The nodal line is centered at K points, and other part crosses the boundary of the Brillouin zone. The nodal line is protected by the mirror symmetry at k_z -plane, in the absence of SOC.

When the Fermi level is shifted by 0.25 eV, it crosses the band that makes the nodal line. This can be achieved by chemical doping of the system. The corresponding Fermi surface calculated at 0.25 eV of the bands that make the nodal line is presented in Fig.4. The Fermi surface has the form of connected torus centered at the point K. This is consistent with the band structure (Fig.2) and the nodal line (Fig.3) because the crossing of the band is located at M-K and K- Γ , so the nodal line is around K point. One interesting feature of this Fermi surface is that it has open orbits at the boundary of the Brillouin zone which makes this structure different from the previously identified topological materials²⁸.

The inclusion of SOC leads to gap opening across the Brillouin zone in the band structure as seen in Fig.5. Since the crystal structure of ZrRuP is noncentrosymmetric, then the degeneracy of the bands calculated with

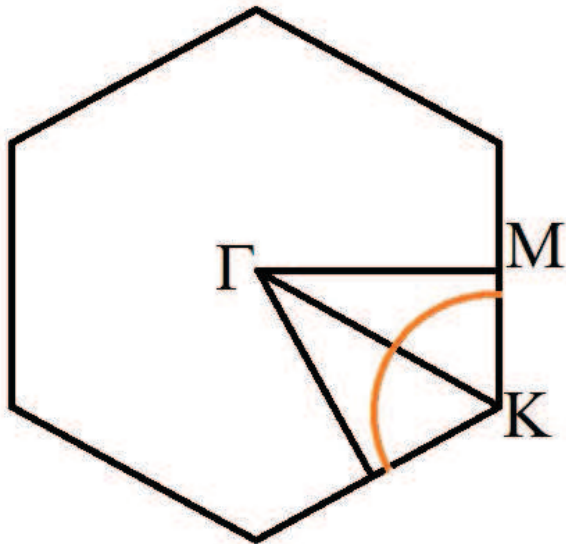


FIG. 3: (colour online) Projection of the nodal line into the k_x - k_y plane. The nodal is centered at K point, so the other part cross the boundary of the Brillouin Zone.

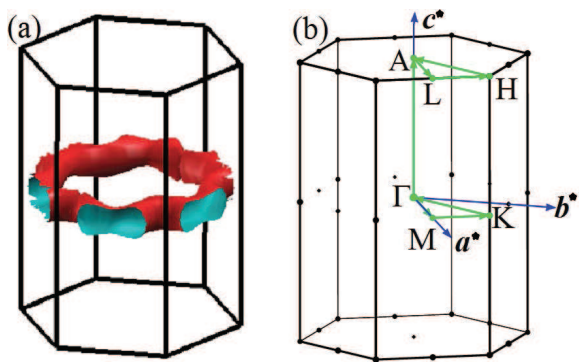


FIG. 4: (colour online) (a) Band structure of ZrRuP calculated without SOC at energy 0.25 eV. The Fermi surface is formed by connected torus centered at K point. (b) The Brillouin zone of the hexagonal ZrRuP, the green line indicates the path used to calculate the band structure.

SOC is lifted. The magnitude of band-gap is of order 0.1 eV along the nodal line and is not uniform. Therefore, the material does not exhibit the nodal with SOC, and this phenomenon corresponds to a transition from the semimetal phase to adiabatically equivalent to topological insulating phase.

In order to verify its topological properties, we evaluate the topological invariant Z_2 ³⁸⁻⁴⁰ and calculated the corresponding surface states. The topological invariant number Z_2 is used to classify the structure about its topological properties, and in three-dimensional is defined by four numbers $(\nu_0; \nu_1, \nu_2, \nu_3)$. The obtained result of $Z_2=(0;001)$, indicates that the material is a weak topological insulator, and the ZrRuP should exhibit non-trivial surface states, which will be discussed next.

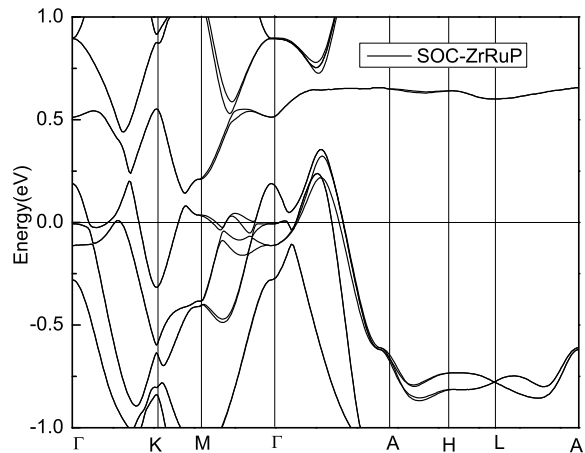


FIG. 5: Band structure of ZrRuP calculated with SOC along the high symmetry lines on the hexagonal Brillouin zone. In some high symmetry lines the bands split due to the breaking of the inversion symmetry in this structure.

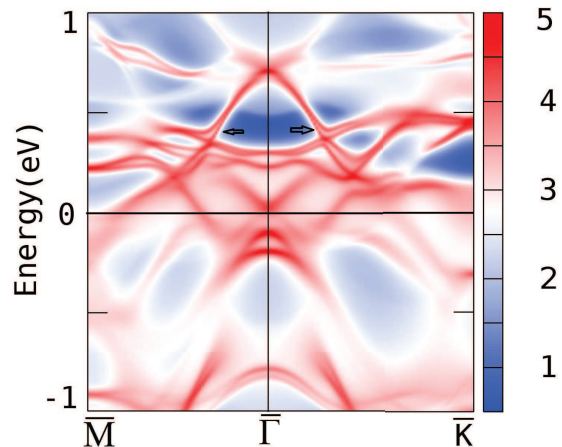


FIG. 6: (colour online) Surface states of ZrRuP compound calculated with SOC. There are surface states formed around the band gap region.

We have constructed the tight binding Hamiltonian of the ZrRuP which is used for the calculations of the surface states, taking into account the s , p and d (d_{xy} , d_{xz} , d_{yz} , $d_{x^2-y^2}$ and d_{z^2}) orbital for Zr and Ru and p (p_x , p_y and p_z) orbital for P. The surface states of ZrRuP are calculated using the constructed tight-binding Hamiltonian obtained in the presence of spin-orbit coupling. The thin film is constructed using 50 slabs along (001) direction, and the obtained result is presented in Fig.6. The topological surface states appear along the gap region.

The surface states of the ZrRuP structure is a result of properties of band structure which are topological non-trivial. The obtained surface states in this compound can be probed by many different experimental techniques such as the angle-resolved photoemission experiments,

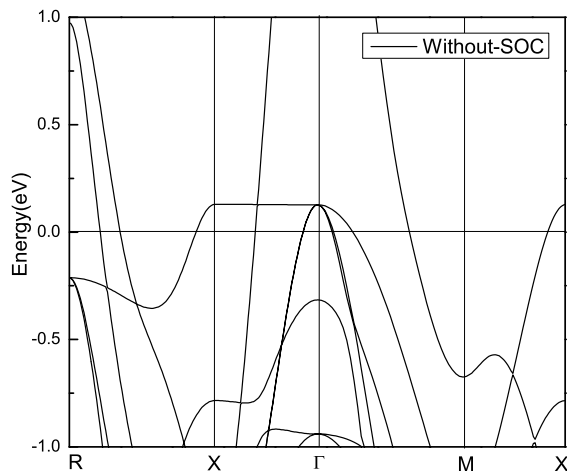


FIG. 7: Band structure of ScPd₃ calculated along high symmetry lines in the cubic Brillouin zone. The band structure exhibits different crosses close to Fermi level and make the type-I nodal line above the Fermi level and type-II nodal line below the Fermi level.

which has been used successfully to identify the topological properties of HfSiS⁴¹. This material represents a new type of topological material since it shows a superconducting temperature higher than many topological materials and thus can be of great interest in the field of topological material. In addition, the Fermi surface obtained at 0.25 eV exhibits connected torus which is an interesting feature that could be determined in the future experiments. Next, we discuss the electronic structure of ScPd₃ that crystallizes in the cubic structure.

B. Electronic structure of ScPd₃

The electronic structures of ScPd₃ are calculated with and without SOC. Since the structure has the inversion symmetry and time-reversal symmetry the bands should be two-fold degenerate everywhere in the BZ. The Sc and Pd belongs to *d* orbital, so the effect of SOC is non-negligible. Fig.7 shows the band structure of ScPd₃ without SOC, calculated along the high symmetry lines in the first BZ and is consistent with previously reported result³². From X to Γ at the energy of 0.1 eV there is a crossing which makes the nodal line in the BZ. This nodal line is similar to the nodal line of ZrRuP because it crosses the boundary of the BZ, and also it is located at different energy levels. Another nodal line is formed below the Fermi level along X- Γ -M at -0.4 eV. This nodal line is characterized by the tilting of the bands and is so called type-II nodal line which is similar to type-II Dirac cone. These nodal lines are protected by the mirror symmetry in the absence of the SOC and are located at the mirror plane $k_z=0$.

The inclusion of SOC in the band structure calculation leads to gap opening in some nodal lines as shown

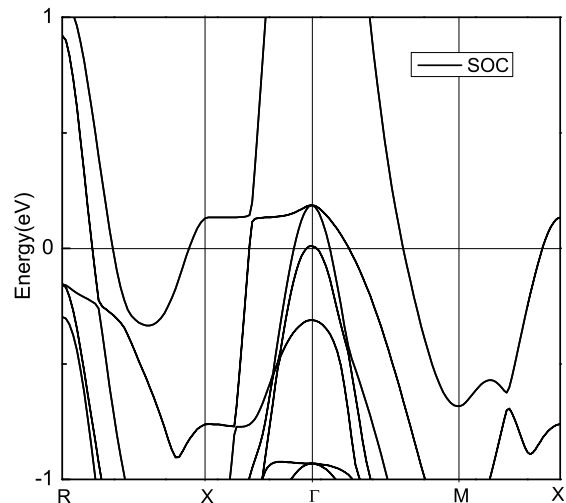


FIG. 8: Band structure of ScPd₃ calculated with SOC along high symmetry lines in the cubic Brillouin zone. The band that makes the nodal line at 0.1 eV are gapped out while the nodal line below the Fermi level is not affected by the inclusion of SOC.

in Fig.8. For instance, the nodal line located at 0.1 eV is fully gapped which leads to adiabatically transition from semimetal to topological insulating phase. Moreover, the nodal line located below the Fermi level is not gapped in the presence of SOC. The calculated topological invariant of ScPd₃, Z_2 is (1;000) which demonstrates that this compound is a strong topological insulator. We also determined the corresponding surface states and the result is presented in Fig.9. The ScPd₃ is characterized by exhibiting nontrivial surface states which can be probed experimentally. Our calculations indicate that YPd₃ exhibits similar electronic structure of the ScPd₃, and is topological nontrivial. We also calculated the electronic structure of ScPd, it is a type-II Dirac material and the Dirac node is located along M-R high symmetry lines.

IV. CONCLUSION

We have calculated the electronic structure, and topological properties of ZrRuP and ScPd₃ by using density functional theory. The band structure of ZrRuP has high dispersive bands that cross the Fermi level which make the close nodal above the Fermi level. The nodal line is protected by the mirror symmetry and is located at the mirror plane $k_z = 0$. The Fermi level located at 0.25 eV cross the band that makes the nodal line, and the corresponding geometry of Fermi surface is a connected torus centered at K point. The inclusion of SOC leads to gap opening and the transition to adiabatically equivalent to a topological insulator. The topological invariant number Z_2 is (0,001). The obtained band structure of ScPd₃ indicates that it exhibits two types of nodal lines located at $k_z = 0$. Its corresponding topological invariant

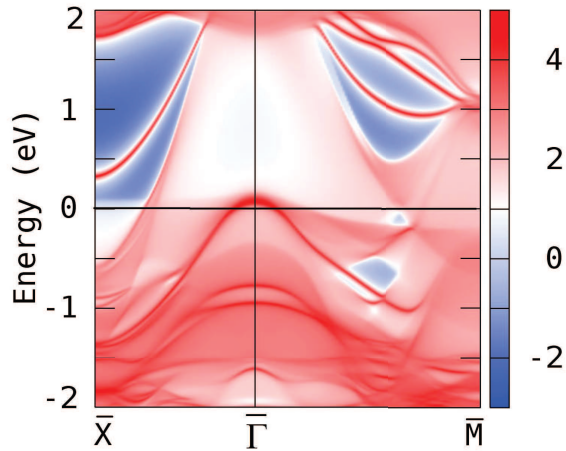


FIG. 9: (colour online) Surface states of ScPd₃ calculated with the inclusion of SOC along the (001) direction. There are many surface states that emerge in along the gap region.

is (1;000) which indicates that it is a strong topological insulator. In addition, the structure exhibit nontrivial surface states. The calculated surface states of ZrRuP and ScPd₃ appear around the gap region and can be detected by many experimental techniques. We also found that YPd₃ is a nodal line, while the ScPd is a type-II Dirac semimetal.

Acknowledgments

This work is supported by the Texas Center for Superconductivity at the University of Houston and the Robert A. Welch Foundation (Grant No. E-1146) and the National Natural Science Foundation of China (Grant No. 11574108). The numerical calculations were performed at the Center for Advanced Computing and Data at the University of Houston.

- ¹ E. Wang, H. Ding, A. Fedorov, W. Yao, Z. Li, Y. Lv, K. Zhao, Li-Guo Zhang, Zhijun Xu, John Schneeloch, Ruidan Zhong, Shuai-Hua Ji, Lili Wang, Ke He, Xucun Ma, Genda Gu, Hong Yao, Qi-Kun Xue, Xi Chen and Shuyun Zhou, *Nature Physics* **9**, 621625 (2013).
- ² Markus Knig, Steffen Wiedmann, Christoph Brne, Andreas Roth, Hartmut Buhmann, Laurens W. Molenkamp, Xiao-Liang Qi, Shou-Cheng Zhang, *science*. (2017).
- ³ Javier D. Sanchez-Yamagishi, Jason Y. Luo, Andrea F. Young, Benjamin M. Hunt, Kenji Watanabe, Takashi Taniguchi, Raymond C. Ashoori, and Pablo Jarillo-Herrero, *Nature Nanotechnology* **12**, 118122 (2017)
- ⁴ B. Bernevig, T. Hughes, S. Zhang, *Science* **314**, Issue 5806, pp. 1757-1761 (2006).
- ⁵ Y. Tanaka, Z. Ren, T. Sato, K. Nakayama, S. Souma, T. Takahashi, K. Segawa and Yoichi Ando, *Nature Physics* **8**, 800803 (2012).
- ⁶ Y. S. Hor, A. J. Williams, J. G. Checkelsky, P. Roushan, J. Seo, Q. Xu, H. W. Zandbergen, A. Yazdani, N. P. Ong, and R. J. Cava *PRL* **104**, 057001 (2010).
- ⁷ Heung-Sik Kim, Yige Chen, and Hae-Young Kee *Phys. Rev. B* **91**, 235103 (2015).
- ⁸ Z. K. Liu, J. Jiang, B. Zhou, Z. J. Wang, Y. Zhang, H. M. Weng, D. Prabhakaran, S-K. Mo, H. Peng, P. Dudin, T. Kim, M. Hoesch, Z. Fang, X. Dai, Z. X. Shen, D. L. Feng, Z. Hussain and Y. L. Chen, *Nature Materials* **13**, 677681 (2014).
- ⁹ Z. K. Liu, B. Zhou, Y. Zhang, Z. J. Wang, H. M. Weng, D. Prabhakaran, S.K. Mo, Z. X. Shen, Z. Fang, X. Dai, Z. Hussain, Y. L. Chen, *Science* **343**, Issue 6173, 864-867 (2014).
- ¹⁰ Z. K. Liu, J. Jiang, B. Zhou, Z. J. Wang, Y. Zhang, H. M. Weng, D. Prabhakaran, S-K. Mo, H. Peng, P. Dudin, T. Kim, M. Hoesch, Z. Fang, X. Dai, Z. X. Shen, D. L. Feng, Z. Hussain Y. L. Chen, *Nature Materials* **13**, 677681 (2014).
- ¹¹ Tay-Rong Chang, Su-Yang Xu, Daniel S. Sanchez, Wei-Feng Tsai, Shin-Ming Huang, Guoqing Chang, Chuang-Han Hsu, Guang Bian, Ilya Belopolski, Zhi-Ming Yu, Shengyuan A. Yang, Titus Neupert, Horng-Tay Jeng, Hsin Lin, and M. Zahid Hasan *Phys. Rev. Lett.* **119**, 026404 (2017).
- ¹² P-J Guo, H-C Yang, K. Liu, and Z. Yi Lu, *Phys. Rev. B* **95**, 155112 (2017).
- ¹³ Congcong Le, Shengshan Qin, Xianxin Wu, Xia Dai, Peiyuan Fu, Chen Fang, and Jiangping Hu *Phys. Rev. B* **96**, 115121 (2017).
- ¹⁴ H. Huang, S. Zhou, and W. Duan, *Phys. Rev. B* **94**, 121117 (2016).
- ¹⁵ K. Zhang, M. Yan, H. Zhang, H. Huang, M. Arita, Z. Sun, W. Duan, Y. Wu, S. Zhou, *Phys. Rev. B* **96**, 125102 (2017).
- ¹⁶ Mingzhe Yan, Huaqing Huang, Kenan Zhang, Eryin Wang, Wei Yao, Ke Deng, Guoliang Wan, Hongyun Zhang, Masashi Arita, Haitao Yang, Zhe Sun, Hong Yao, Yang Wu, Shoushan Fan, Wenhui Duan, Shuyun Zhou, *Nature Communications* **8**, 257 (2017).
- ¹⁷ Han-Jin Noh, Jinwon Jeong, En-Jin Cho, Kyoo Kim, B.I. Min, and Byeong-Gyu Park *Phys. Rev. Lett.* **119**, 016401 (2017).
- ¹⁸ Huaqing Huang, Jianpeng Liu, David Vanderbilt, and Wenhui Duan *Phys. Rev. B* **93**, 201114(R) (2016).
- ¹⁹ L. X. Yang, Z. K. Liu, Y. Sun, H. Peng, H. F. Yang, T. Zhang, B. Zhou, Y. Zhang, Y. F. Guo, M. Rahn, D. Prabhakaran, Z. Hussain, S.-K. Mo, C. Felser, B. Yan Y. L. Chen, *Nature Physics* **11**, 728732 (2015).
- ²⁰ Xu N, Weng HM, Lv BQ, Matt CE, Park J, Bisti F, Strocov VN, Gawryluk D, Pomjakushina E, Conder K, Plumb NC, Radovic M, Auts G, Yazyev OV, Fang Z, Dai X, Qian T, Mesot J, Ding H, Shi M. *Nat Commun*, 11006, (2017).
- ²¹ Yan Sun, Shu-Chun Wu, and Binghai Yan, *Phys. Rev. B* **92**, 115428 (2015).
- ²² Ke Deng, Guoliang Wan, Peng Deng, Kenan Zhang, Shijie Ding, Eryin Wang, Mingzhe Yan, Huaqing Huang, Hongyun Zhang, Zhilin Xu, Jonathan Denlinger, Alexei Fedorov, Haitao Yang, Wenhui Duan, Hong Yao, Yang Wu, Shoushan Fan, Haijun Zhang, Xi Chen Shuyun Zhou, Na-

- ture Physics **12**, 11051110 (2016).
- ²³ Alexey A. Soluyanov, Dominik Gresch, Zhijun Wang, QuanSheng Wu, Matthias Troyer, Xi Dai B. Andrei Bernevig, Nature **527**, 495498 (2015).
- ²⁴ Yan Sun, Shu-Chun Wu, Mazhar N. Ali, Claudia Felser, and Binghai Yan, Phys. Rev. B **92**, 161107(R) (2015)
- ²⁵ Su-Yang Xu, Nasser Alidoust, Guoqing Chang, Hong Lu, Bahadur Singh, Ilya Belopolski, Daniel S. Sanchez1, Xiao Zhang, Guang Bian, Hao Zheng, Mariious-Adrian Husanu, Yi Bian, Shin-Ming Huang, Chuang-Han Hsu, Tay-Rong Chang10,11, Horng-Tay Jeng, Arun Bansil, Titus Neupert, Vladimir N. Strocov, Hsin Lin, Shuang Jia, and M. Zahid Hasan1, Science Advances **3**, 6, e1603266 (2017)
- ²⁶ K. Koepf, D. Kasinathan, D. V. Efremov, Seunghyun Khim, Sergey Borisenko, Bernd Bchner, and Jeroen van den Brink Phys. Rev. B **93**, 201101(R) (2016).
- ²⁷ Leslie M. Schoop, Mazhar N. Ali, Carola Straer, Andreas Topp, Andrei Varykhalov, Dmitry Marchenko, Viola Duppe, Stuart S. P. Parkin, Bettina V. Lotsch and Christian R. Ast Nature Communications **7**, 11696 (2016).
- ²⁸ A. Yamakage, Youichi Yamakawa, Yukio Tanaka, and Yoshihiko Okamoto Journal of the Physical Society of Japan **85**, 013708 (2016).
- ²⁹ Ichimin Shirofuchi, et al, Jpn. J. Appl. Phys. **32** 695 (1993).
- ³⁰ Izumi Hase Phys. Rev. B **65**, 174507 (2002).
- ³¹ Izumi Hase Phys. Rev. B **68**, 064506 (2003).
- ³² T. Jeong, Solid State Communications **140** 304307 (2006).
- ³³ Guang Bian, Tay-Rong Chang, Raman Sankar, Su-Yang Xu, Hao Zheng, Titus Neupert, Ching-Kai Chiu, Shin-Ming Huang, Guoqing Chang, Ilya Belopolski, Daniel S. Sanchez, Madhab Neupane, Nasser Alidoust, Chang Liu, BaoKai Wang, Chi-Cheng Lee, Horng-Tay Jeng, Chenglong Zhang, Zhujun Yuan, Shuang Jia, Arun Bansil, Fangcheng Chou, Hsin Lin and M. Zahid Hasan Nature Communications **7**, 10556 (2016).
- ³⁴ G. Kresse and J. Furthmller, Phys. Rev. **54** 11169 (1996).
- ³⁵ QuanSheng Wu and ShengNan Zhang and Hai-Feng Song and Matthias Troyer and Alexey A. Soluyanov "Computer Physics Communications, 0010-4655 (2017).
- ³⁶ I. Souza, N. Marzari, and D. Vanderbilt, Phys. Rev. B **65**, 035109 (2001).
- ³⁷ N. Marzari and D. Vanderbilt, Phys. Rev. B **56**, 12847 (1997).
- ³⁸ Rahul Roy, Phys. Rev. B **79**, 195322 (2009).
- ³⁹ Rui Yu, Xiao Liang Qi, Andrei Bernevig, Zhong Fang, and Xi Dai Phys. Rev. B **84**, 075119 (2011).
- ⁴⁰ J. E. Moore and L. Balents Phys. Rev. B **75**, 121306(R) (2007).
- ⁴¹ D. Takane, Z. Wang, S. Souma, K. Nakayama, C. Tring, T. Sato, T. Takahashi, and Yoichi Ando, Phys. Rev. B, **94**, 121108(R)(2016).