

Dust cloud evolution in sub-stellar atmospheres via plasma deposition and plasma sputtering

C. R. Stark¹, and D. A. Diver²

¹ Division of Computing and Mathematics, Abertay University, Kydd Building, Dundee DD1 1HG.
e-mail: c.stark@abertay.ac.uk

² SUPA, School of Physics and Astronomy, Kelvin Building, University of Glasgow, Glasgow, G12 8QQ, Scotland, UK.
e-mail: declan.diver@glasgow.ac.uk

ABSTRACT

Context. In contemporary sub-stellar model atmospheres, dust growth occurs through neutral gas-phase surface chemistry. Recently, there has been a growing body of theoretical and observational evidence suggesting that ionisation processes can also occur. As a result, atmospheres are populated by regions composed of plasma, gas and dust, and the consequent influence of plasma processes on dust evolution is enhanced.

Aims. This paper aims to introduce a new model of dust growth and destruction in sub-stellar atmospheres via plasma deposition and plasma sputtering.

Methods. Using example sub-stellar atmospheres from DRIFT-PHOENIX, we have compared plasma deposition and sputtering timescales to those from neutral gas-phase surface chemistry to ascertain their regimes of influence. We calculated the plasma sputtering yield and discuss the circumstances where plasma sputtering dominates over deposition.

Results. Within the highest dust density cloud regions, plasma deposition and sputtering dominates over neutral gas-phase surface chemistry if the degree of ionisation is $\gtrsim 10^{-4}$. Loosely bound grains with surface binding energies of the order of 0.1 – 1 eV are susceptible to destruction through plasma sputtering for feasible degrees of ionisation and electron temperatures; whereas, strong crystalline grains with binding energies of the order 10 eV are resistant to sputtering.

Conclusions. The mathematical framework outlined sets the foundation for the inclusion of plasma deposition and plasma sputtering in global dust cloud formation models of sub-stellar atmospheres.

Key words. brown dwarfs, dust, plasma

1. Introduction

Understanding the formation, growth and destruction of dust, leading to the evolution of large-scale cloud structures in sub-stellar atmospheres is key to interpreting their electromagnetic spectra and characterising their role in the transition between L and T dwarfs. sub-stellar dust formation models assume dust nucleation, mantle growth and evaporation occurs in the gas-phase (Helling et al. 2004; Dehn 2007; Helling & Woitke 2006; Helling et al. 2008a,c; Witte et al. 2009, 2011; Tsuji 2002; Allard et al. 2001; Burrows et al. 1997; Marley et al. 2002; Morley et al. 2012); however, ionisation processes may occur that produce regions of atmospheric plasma (Helling et al. 2011b,a, 2013; Bailey et al. 2014; Rimmer & Helling 2013; Stark et al. 2013; Rodríguez-Barrera et al. 2015). The presence of an ionised component in sub-stellar atmospheres is backed-up by observations of radio and X-ray signatures for example Williams et al. (2015). Dust immersed in a plasma will become negatively charged and its subsequent growth will be affected by the plasma environment. Depending on the degree of ionisation, plasma processes such as plasma deposition (and not classical gas-phase processes) may be the dominant dust nucleation and growth processes.

A number of ionisation processes can occur in sub-stellar atmospheres to generate plasma regions including thermal ionisation (Rodríguez-Barrera et al. 2015), gas discharge events (lightning) (Helling et al. 2013), cosmic-ray ion-

isation (Rimmer & Helling 2013), turbulence-induced dust-dust collisions (Helling et al. 2011a) and Alfvén ionisation (Stark et al. 2013). Photoionisation from a companion or host star is an important aspect of all ionisation processes, particularly lightning, since it helps to create a seed population of electrons required to kickstart further ionisation. Thermal ionisation typically occurs deep in the atmosphere ($p_{\text{gas}} \approx 10^{-4} - 10$ bar) and can create regions of plasma whose spatial extent and degree of ionisation depends upon the effective temperature, metallicity and $\log g$ of the object. For example, increasing the effective temperature from $T_{\text{eff}} \approx 1200$ to 3000 K, the atmospheric volume fraction that exhibits plasma behaviour (long-range, collective effects) increases from $10^{-3} - 1$ (Rodríguez-Barrera et al. 2015). At best, the thermal degree of ionisation can reach values of $10^{-7} - 10^{-4}$. Within cloud regions ($p_{\text{gas}} \approx 10^{-5} - 1$ bar), lightning also contributes to the overall ionisation fraction of the atmosphere yielding degrees of ionisation of about 10^{-1} (Guo et al. 2009; Beyer & Shevelko 2003), where a single discharge event can have characteristic vertical length scales $\approx 0.5 - 4$ km, affecting atmospheric volumes of the order of $10^4 - 10^{10} \text{ m}^3$ (Bailey et al. 2014). For multiple discharge events, the atmospheric volume affected can be significantly enhanced; for example, Hodosán et al. (2016) estimate the total number of lightning flashes of exoplanets to be of the order of $10^5 - 10^{12}$ during a transit. Alfvén ionisation (AI) occurs when a neutral gas collides with a low-density magnetised seed plasma and their relative motion reaches a critical threshold speed. It can produce

regions with degrees of ionisation ranging from $f_e \approx 10^{-6} - 1$ and is most effective where $p_{\text{gas}} \approx 10^{-5} - 10^{-15}$ bar and where flow speeds are sufficiently high, $\approx O(1 - 10 \text{ km}^{-1})$ (Stark et al. 2013). The distribution and spatial extent of plasma regions generated by thermal ionisation, lightning and AI will depend upon the temperature distribution, cloud distribution and the wind flow profiles in the atmosphere respectively. For lightning, regions of dense cloud coverage (e.g. see Figure 6, Lee et al. (2016)) may encourage higher lightning rates and hence indicate plasma region hotspots. Similarly for thermal ionisation, regions of higher temperature (e.g. see Figure 3, Kaspi & Showman (2015) and Figure 2, Lee et al. (2016)) may have a greater degree of ionisation; and for AI, flow speeds $\approx 1 - 10 \text{ km s}^{-1}$ (e.g. see Figure 3, Dobbs-Dixon et al. (2012)) will yield degrees of ionisation of the order of 10^{-4} .

Dust growth in plasmas occurs through a series of distinct stages: an initial growth phase up to a critical dust number density, where seed particles form through plasma chemistry driven nucleation; a rapid growth phase through the coagulation of the small-sized population; and then a fast growth phase via plasma deposition resulting in macroparticles of micrometre size (Watanabe 2006; Bingham & Tsyтович 2001; Sorokin et al. 2004; Hollenstein 2000; Tsyтович et al. 2004; Bouchoule 1999). The coagulation phase is restricted by the dust acquiring a net charge, after which plasma deposition then becomes the dominant process producing micrometre-sized dust grains. In the plasma deposition stage, ions from the bulk plasma are accelerated through the dust grain's plasma sheath and ultimately deposited on the grain surface, forming a layer of material (e.g. Cao & Matsoukas (2002); Cao (2003); Matsoukas & Cao (2004)). The local structure of the electric field at the grain's surface can affect the distribution of deposited material, producing non-spherical geometries (Stark et al. 2006). In low-pressure laboratory conditions ultrathin films of the order of a nanometre have been deposited on the surfaces of nanoparticles via plasma polymerisation; for example, pyrrole coated alumina nanoparticles (Shi et al. 2001); and copper particles coated in C_2H_6 monomer layers (Qin & Coulombe 2007).

Dust destruction (Salpeter 1977; Draine & Salpeter 1979a; Dwek & Arendt 1992) can take many forms: thermal evaporation (e.g. Fleischer et al. (1992); Rapacioli et al. (2006)); chemical sputtering (e.g. Bauer et al. (1997); Nanni et al. (2013)); physical sputtering (e.g. Barlow (1978); Bringa & Johnson (2002); Silvia et al. (2012)); grain-grain collisions (e.g. Draine & Salpeter (1979b); Tielens et al. (1994); Deckers & Teiser (2014)); and shock disruption (e.g. Jones et al. (1994, 1996); Raymond et al. (2013)). In plasma-based material processing technology, plasma sputtering or etching is the process where atoms are removed from the surface of a material using energetic ions (e.g. Ohring (1992); Jacob (1998); Chu et al. (2002); Mattox (2010); Wasa (2012); Seshan (2012); Donnelly & Kornblit (2013)) such as Sulphur hexafluoride (SF_6) or Argon to etch features in silicon substrates. In a conventional sputtering system, plasma ions are accelerated towards the target material thanks to a high negative potential (see Chapman (1980); Sugawara (1998)). If the energy of the ions is high enough they will sputter the target atoms. In such plasma processing ion beam energies of $\approx O(10 \text{ eV})$ results in single knock-on sputtering; for energies $\approx 500 - 1000 \text{ eV}$, the incident ion can excite a large group of surface atoms and molecules, allowing a larger number of atoms to be liberated (Fridman 2008). These energies are relevant for surfaces used in the nanofabrication of semiconductors where lattice energies are of

the order $E_{\text{latt}} \approx 10 \text{ eV}$; however, for natural dust, energies may be lower.

The aim of this paper is to investigate dust growth and destruction via plasma deposition and plasma sputtering in sub-stellar atmospheric plasmas. This paper introduces two established laboratory plasma processes (plasma deposition and plasma sputtering) into the brown dwarf context, where it has not been considered before. Plasma assisted deposition and sputtering is known to be much more effective than conventional gas-phase chemistry, since it is free of the thermodynamic restrictions of the latter, and able to harness electrostatic fields to produce higher-energy particle impacts, combined with electron-moderated chemistry (e.g. see Stoffel et al. (1996); Alexandrov & Hitchman (2005); Jones & Hitchman (2009)). In contrast to previous studies, this paper considers how plasma collective effects self-consistently energise the plasma ions such that they can participate in plasma deposition and plasma sputtering. In Section 2 a theory of plasma deposition and sputtering is outlined. In Section 3, plasma deposition and sputtering is discussed in the context of example sub-stellar atmospheres from the DRIFT-PHOENIX model atmosphere and cloud formation code.

2. Plasma deposition and plasma sputtering

In the gas-phase, grain growth occurs via the absorption of neutral species via the stochastic kinetic motions of the gas. However, in an atmospheric dusty gas-plasma region (a plasma containing dust particles), the absorption of species can be electrostatically driven due to the grains gaining a net negative charge. Dust immersed in an electron-ion plasma naturally acquires a net negative charge due to the greater mobility of the electrons relative to the ions. For a given thermodynamic temperature, the electrons have a greater probability of striking and sticking to the grain surface. However, as the dust grain accumulates more and more electrons, its negative charge increases and the probability of further electron attachment decreases. Meanwhile, the plasma ions are accelerated towards the negatively charged dust grain and are deposited on the grain's surface. In doing so the ions reduce the net negative charge on the dust grain, inadvertently increasing the probability of further electron attachment and leading to the continual adjustment of the grain's charge. The net charge of the dust grain continues to fluctuate until a particle-flux equilibrium configuration is reached where the electron and ion fluxes at the dust grain surface are equal. At this stage, the dust grain has a constant negative charge and the grain's surface is at the floating potential (Lieberman & Lichtenberg 2005),

$$\phi_f = -\frac{k_B T_e}{2e} \ln\left(\frac{m_i}{2\pi m_e}\right), \quad (1)$$

where k_B is the Boltzmann constant; T_e , the electron temperature; $m_{i,e}$, the ionic and electron mass respectively; and e , the charge of an electron. The dust grain is now surrounded by a plasma sheath (an electron depleted region) with a sheath length, d_{sh} , of the order of the plasma Debye length, λ_D , such that on length scales greater than the sheath length the dust grain is screened by the bulk plasma. The Debye length is an e-folding distance defined as $\lambda_D = (\epsilon_0 k_B T_e / (n_e e^2))^{1/2}$, where ϵ_0 is the permittivity of free space and n_e is the electron number density. We note that in this context screening is the damping of electric fields by the free charges in the plasma. The plasma arranges itself in such a way that the electric field of the charged dust grain is very small, but not negligible, on scales greater than the Debye length away from the grain. The residual undamped component of the electric field accelerates the ions from the bulk

plasma into the sheath region. In comparison to the neutral, gas-phase case, the ionic flux is enhanced and the ionic energy amplified, increasing the absorption of species to the grain surface and increasing the growth rate of the dust grain. Furthermore, the probability of surface chemical reactions increases and chemical reactions with greater activation energies (that would otherwise be inaccessible thermally) are more likely (Stark et al. 2014).

The edge of the plasma sheath occurs where the thermal energy, $k_B T_e/2$, of the electrons is comparable to their electric potential energy. At this boundary, the residual electric field from the charged dust grain is weak, and so a fraction of electrons have enough thermal energy to surmount the electrostatic potential. Therefore, electric potentials of the order of $k_B T_e/(2e)$ are not shielded and can leak into the plasma. In the case of the shielding of a charged dust particle, this potential is responsible for initially accelerating the ions from the plasma and into the sheath towards the particle surface. As a result of this potential, ϕ , the change in speed of the ions upon entering the sheath is given by energy conservation as $q_i \phi = k_B T_e/2 = m_i v^2/2$, where q_i is the charge on an ion and m_i is the mass of an ion. Therefore, the change in speed of the plasma ions entering the plasma sheath is $u_0 = (k_B T_e/m_i)^{1/2}$, the Bohm speed. The ions from the plasma are accelerated towards the grain and interact with the grain surface altering the shape and size of the grain. If the energy of the ions is below the surface binding energy of the atoms on the grain surface the incoming ion will be deposited on the surface, growing a layer of material; if the ionic energy exceeds the surface binding energy then atoms will be sputtered (ejected) from the surface.

Consider the flux of ions with number density n_i and average speed $\langle v \rangle$, $F = \frac{1}{4} n_i \langle v \rangle$, incident on the surface of a dust grain of radius a (Woods 1993; Chen 1984). Assuming that all ions incident on the grain surface must interact with it, the reaction rate is

$$R = \pi a^2 n_i \langle v \rangle. \quad (2)$$

The total reaction rate can be expressed in terms of the reaction rate for ionic deposition on the surface, R_{dp} and for the sputtering of atoms and molecules from the grain surface due to ion bombardment, R_{sp} ,

$$R = R_{dp} + R_{sp} \quad (3)$$

$$= \langle \sigma_{dp} v \rangle n_i + \langle \sigma_{sp} v \rangle n_i, \quad (4)$$

where σ_{dp} and σ_{sp} are the reaction cross-sections for plasma deposition and sputtering from the grain surface respectively. The reaction cross-section is the area perpendicular to the relative motion of the two particles that they must occupy in order to interact. Here, the cross-sections are dependent on the incoming ion energy and the threshold energy required for the interaction which is related to the binding energy of the target species.

The resulting contribution to the total mass of the dust grain M with time t due to deposition and sputtering can be calculated,

$$\frac{dM}{dt} = m_i R_{dp} - m_n Y_{sp} R_{sp} \quad (5)$$

$$= n_i (m_i \langle \sigma_{dp} v \rangle - m_n Y_{sp} \langle \sigma_{sp} v \rangle), \quad (6)$$

where m_n and m_i is the mass of the sputtered atom or molecule and the deposited ion respectively. This approach is equivalent to calculating the number of beam particles passing through a target area per unit time and multiplying it by the probability of an interaction (the sticking coefficient) to get the number of interactions per unit time. The parameter Y_{sp} is the sputtering yield and

is defined as the number of target atoms (or molecules) ejected per incident ion. In a sputtering event, the incoming ion either remains on the surface or recoils into the surrounding medium. So, in some interactions the mass of the grain will not change. The competition between deposition and sputtering determines the net effect on the grain mass. Equation (6) encapsulates this since the reaction rates are energy dependent.

For low-energy ions of the order of the threshold energy for sputtering, E_{th} , the sputtering yield is given by (Tielens et al. 1994),

$$Y_{sp} \approx \frac{1.12}{E_b} \frac{x^2}{(x+1)(x^{2/3}+1)^{1/2}} \left(\frac{m_n}{u}\right)^{5/3} \alpha \frac{R_p}{R} s(\epsilon) \times \left[1 - \left(\frac{E_{th}}{E_{sf}}\right)^{2/3}\right] \left(1 - \frac{E_{th}}{E_{sf}}\right)^2, \quad E > E_{th} \quad (7)$$

where $x = m_i/m_n$, and

$$\frac{R_p}{R} = (K/x + 1)^{-1} \quad (8)$$

$$s(\epsilon) = \frac{3.441 \sqrt{\epsilon} \ln(\epsilon + 2.718)}{1 + 6.35 \sqrt{\epsilon} + \epsilon(-1.708 + 6.882 \sqrt{\epsilon})} \quad (9)$$

$$\epsilon \approx \frac{4}{(x+1)x} \left(\frac{u}{m_n}\right)^2 \frac{4\pi\epsilon_0 a_{SL}}{e} E_{sf} \quad (10)$$

$$a_{SL} \approx 1.115 a_0 (1 + x^{2/3})^{-1/2} \left(\frac{m_n}{u}\right)^{-1/3} \quad (11)$$

$$E_{th} = \begin{cases} \frac{E_b}{g(1-g)}, & x \leq 0.3 \\ 8E_b x^{1/3}, & x > 0.3 \end{cases} \quad (12)$$

$$g = \frac{4x}{(1+x)^2} \quad (13)$$

$$\alpha = \begin{cases} 0.3x^{-2/3}, & 2 > x > 0.1 \\ 0.2, & x > 2 \end{cases} \quad (14)$$

where $a_0 = 0.529 \times 10^{-10}$ m is the Bohr radius; u is the atomic mass unit; E_{sf} is the energy of the incident ion; E_b is the surface binding energy of the material being sputtered; E_{th} is the threshold energy required for sputtering; R_p/R is the ratio of the mean projected range to the mean penetrated path length; a_{SL} is the screening length for the interaction potential between the nuclei; and, $K = 0.4$. All energies are in electronvolts, eV. In the sputtering expressions the atomic mass number of the participating species Z_s , has been approximated by $Z_s \approx m_s/(2u)$. For further details on sputtering see also Wasa (2012); Seshan (2012); Ohring (1992); Mattox (2010); Barlow (1978); Sigmund (1969); Chapman (1980); Harsha (2005).

Assuming a spherical grain with radius a and constant material mass density ρ , the mass of the dust grain is $M = \frac{4}{3}\pi\rho a^3$; therefore,

$$\frac{d}{dt} \left(\frac{4}{3} \pi \rho a^3 \right) = 4\pi a^2 \rho \frac{da}{dt} \quad (15)$$

$$= n_i (m_i \langle \sigma_{dp} v \rangle - m_n Y_{sp} \langle \sigma_{sp} v \rangle). \quad (16)$$

Equations (2) and (4) give

$$\pi a^2 = \frac{\langle \sigma_{dp} v \rangle + \langle \sigma_{sp} v \rangle}{\langle v \rangle}. \quad (17)$$

As a result, the temporal evolution of the grain radius a with time t is given by

$$\frac{da}{dt} = \frac{n_i \langle v \rangle}{4\rho} \left(\frac{m_i \langle \sigma_{dp} v \rangle - m_n Y_{sp} \langle \sigma_{sp} v \rangle}{\langle \sigma_{dp} v \rangle + \langle \sigma_{sp} v \rangle} \right). \quad (18)$$

The energy of the ions upon reaching the surface of the dust grain (E_{sf}) is given by,

$$E_{sf} \approx (1 - p)q_i|\phi_f|, \quad (19)$$

where q_i is the electric charge of the ion (here it is assumed that $q_i = e$) and p is the probability of the incoming ion colliding with a neutral atom in the sheath,

$$p = \frac{\delta_{ni}}{1 + \delta_{ni}}. \quad (20)$$

$\delta_{ni} = d_{sh}/\lambda_{mf,p,n}$ is the ratio of the plasma sheath length and the collisional lengthscale for the ions with neutral atoms, $\lambda_{mf,p,n}$. The factor p incorporates the effect of collisions between ions and neutrals in the sheath. The more collisions that an ion experiences while traversing the sheath, the less likely it will be able to attain the energy it would if it was accelerated unimpeded through the sheath to the grain surface. The effect of collisions on the ion motion is more significant when the degree of ionisation is low. In the calculations presented here, the approximations $d_{sh} \approx \lambda_D$ and $\lambda_{mf,p,n} \approx (n_n\sigma_n)^{-1}$ are made, where $\sigma_n \approx \pi r_n^2$ and $r_n \approx 10^{-10}$ m is the radius of a neutral atom. The gas number density is given by $n_{gas} = n_n + 2n_e$ and the degree of ionisation can be written as $f_e = n_e/(n_n + n_e)$. Therefore,

$$\delta_{ni} \approx 10^{-18} \frac{(1 - f_e)}{f_e^{1/2} (1 + f_e)^{1/2}} (n_{gas} T_e)^{1/2}, \quad (21)$$

where n_{gas} is in units of $[m^{-3}]$. At the surface of the dust grain there will be a distribution of ion energies. If the energy imparted to the surface atoms and molecules exceeds the required threshold energy they will overcome the forces binding them and they will be sputtered. Depending on the threshold energy required to sputter material off the grain's surface, there will be a fraction of ions that will be deposited on the grain's surface and a fraction that will sputter material. If the mean energy of the ions is smaller than the threshold for sputtering, the majority of ions will be deposited on the grain's surface and only a small population will have sufficient energy to sputter atoms. If the mean energy of the ions is greater than the threshold for sputtering, the majority of ions will have sufficient energy to sputter atoms off the surface and only a small fraction will be deposited.

In the regime where the average kinetic energy of the ions incident on the grain surface is less than the surface binding energy of the surface atoms and molecules ($E_{sf} \ll E_{th}$), Eq. (18) becomes

$$\frac{da}{dt} = \gamma_{dp} = \frac{m_i n_i \langle v \rangle}{4\rho}. \quad (22)$$

When the average kinetic energy of the ions exceeds the surface binding energy of surface atoms and molecules ($E_{sf} \gg E_{th}$), Eq. 18 simplifies to

$$\frac{da}{dt} = \gamma_{sp} = -\frac{m_n n_i \langle v \rangle}{4\rho} Y_{sp}. \quad (23)$$

We note that $n_i \langle v \rangle = n_{i0} u_0 = \text{constant}$, where n_{i0} is the ion number density of the bulk plasma ($n_{i0} \approx n_{e0}$ for quasineutrality in a plasma); and $u_0 = (k_B T_e / m_i)^{1/2}$ is the Bohm speed of the ions upon entering the sheath. Therefore, the growth or sputtering rate becomes,

$$\gamma_{dp,sp} = \frac{m_{i,n} n_{i0} u_0}{4\rho}, \quad (24)$$

for maximal values, when $Y_{sp} \approx 1$.

In DRIFT-PHOENIX model sub-stellar atmospheres the mass density of a dust grain is of the order of 10^3 kg m^{-3} and $m_{i,n} \approx O(10^{-26} \text{ kg})$. The chemical make-up of the dust grains has little effect on plasma deposition: a mantle will grow irrespective of surface chemical composition. For plasma sputtering the bonding of the surface (hence the chemical composition) will determine the ionic energy needed to break the bonds required to eject material. However, in this paper a wide range of bonding energies are considered, taking into account the chemical diversity of the dust. Furthermore, as ionic material is deposited on the dust surface, the chemical composition of the grown mantle will depend on the ionic species being deposited and so the initial chemical composition of the grain has no further effect on the process.

The key physical parameters that determine the deposition and sputtering rates are the ion number density n_{i0} and the electron temperature T_e . The ion number density can be written in terms of the degree of ionisation, $f_e = n_e/(n_{gas} - n_e)$ and so the maximum time taken (where $Y_{sp} \approx 1$) for plasma deposition or sputtering to grow or remove a monolayer (width $\approx 10^{-10}$ m) of material is

$$\tau_{mono} = \frac{10^{-10}}{\gamma_{sp,dp}} \approx 10^{17} \frac{(1 + f_e)}{f_e} \frac{1}{n_{gas} T_e^{1/2}} \text{ [s]}, \quad (25)$$

where n_{gas} is in units of $[m^{-3}]$; and, we have made the simplification $m_i \approx m_n \approx O(10^{-26} \text{ kg})$. A measure of the relative strength of plasma sputtering relative to plasma deposition can be given by,

$$\Gamma = \frac{m_n R_{sp}}{m_i R_{dp}} Y_{sp}. \quad (26)$$

This expression can be simplified by setting $R_{sp}/R_{dp} = 1$; therefore,

$$\Gamma \approx \frac{m_n}{m_i} Y_{sp} = \frac{Y_{sp}}{x}. \quad (27)$$

For the sputtering regime, $\Gamma > 1$; and the deposition regime, $\Gamma < 1$. The case $\Gamma = 1$ presents the equilibrium solution of Equation 18 ($\dot{a} = 0$) where the radius of the dust grain neither increases nor decreases in size.

3. Results

In this paper we are interested in plasma deposition and sputtering in sub-stellar atmospheres. We consider example atmospheres (Figure 1) using the DRIFT-PHOENIX model atmosphere and cloud formation code (Hauschildt & Baron 1999; Helling et al. 2004, 2008b; Helling & Woitke 2006; Dehn 2007; Witte et al. 2009, 2011) characterised by $T_{eff} = 1500$ K and $T_{eff} = 2400$ K, for both $\log g = 3.0$ and $\log g = 5.0$; and solar metallicities ($[M/H]=0.0$). These example atmospheres cover a wide and inclusive range of parameter space.

Figure 2 shows the monolayer timescale for plasma deposition/sputtering, τ_{mono} (Equation 25), as a function of atmospheric pressure for a range of electron temperatures and degrees of ionisation. For comparison, neutral gas-phase surface chemistry monolayer timescales are plotted for the considered DRIFT-PHOENIX example atmospheres, τ_{mono}^{DF} . At high atmospheric pressures it is more likely that dust evolution via plasma deposition and sputtering is the dominant process and $\tau_{mono} < \tau_{mono}^{DF}$; for example, in the $\log g = 5$ (or $\log g = 3$) models, when

$p_{\text{gas}} \gtrsim 10^{-3}$ bar ($\gtrsim 10^{-5}$ bar), we are in the plasma regime if $f_e \gtrsim 10^{-7}$ (as indicated by plasma laboratory devices, see Fridman (2008); Diver (2013)). At lower atmospheric pressures, a greater degree of ionisation is required to ensure that plasma processes dominate; for example, for the $\log g = 5$ ($\log g = 3$) models, when $p \lesssim 10^{-5}$ bar ($\lesssim 10^{-7}$ bar) a degree of ionisation $f_e \gtrsim 10^{-6}$ is required. Generally, within the highest dust density cloud regions, $p_{\text{gas}} \approx 10^{-5} - 1$ bar (Figure 1), plasma processes dominate if $f_e \gtrsim 10^{-4}$. The monolayer timescales presented here are consistent with those reported from plasma laboratory experiments. Cao & Matsoukas (2002); Cao (2003) and Matsoukas & Cao (2004) report dust growth rates of the order of 0.1 – 1 nm/min for $f_e \approx 10^{-7}$ $n_i = 10^{16}$ m $^{-3}$, $T_e = 7$ eV, $T_i = 600$ K and a chamber pressure of $\approx 10^{-4}$ bar which corresponds to $\tau_{\text{mono}} \approx 10^2$ s reported here.

For fully ionised regions ($f_e = 1$), the growth and evaporation of dust grains through neutral gas-phase surface chemistry cannot occur and we are in the plasma dominated regime; whereas, in a region where the degree of ionisation is insufficient for a plasma (i.e. $f_e \lesssim 10^{-7}$), neutral gas-phase surface chemistry will be the dominant process. For the interim degrees of ionisation ($10^{-7} \lesssim f_e < 1$), there will be a transition from the gas-phase dominated regime ($\tau_{\text{mono}} > \tau_{\text{mono}}^{\text{DF}}$) to the plasma dominated regime ($\tau_{\text{mono}}^{\text{plasma}} < \tau_{\text{mono}}^{\text{gas}}$). As the degree of ionisation increases, so does the ion density, the ion flux at the grains surface and the effect of plasma deposition/sputtering. For a given degree of ionisation, greater electron temperatures (more energetic plasma electrons), increases the number of electrons that can reach the grain surface and this has the effect of increasing the magnitude of the floating potential, that is, the magnitude of the surface potential of the electron saturated grain. As a result, the flux of ions towards the grain increases, and hence the number of surface reactions that occur. Depending on the gas-phase species that is ionised, the formation of even a weakly-ionised plasma could disrupt the neutral gas-phase surface chemistry that leads to mantle growth and evaporation, since the participating neutral species could be ionised; for example, if Mg is ionised this could disrupt grain mantle growth through the chemical surface reactions that yield solid enstatite and forsterite, etc (Helling et al. 2008c).

The energy of the ions at the surface of the dust grain, E_{sf} , after acceleration through the sheath, and its dependence on the degree of ionisation and electron temperature, is shown in Figure 3. For a fully ionised plasma ($f_e = 1$) there are no ion neutral collisions ($p = 0$) and so the ions acquire the maximum amount of energy. For lower degrees of ionisation, there are more neutrals and a greater probability of an ion-neutral collision, disrupting the acceleration of the ions and so lowering the energy they ultimately have at the grain surface. Furthermore, the lower the ionic energy at the grain surface, the lower the sputtering yield, Y_{sp} and hence the effect of plasma sputtering (i.e. lower Γ). As the degree of ionisation decreases, the electron number density decreases and hence the sheath length d_{sh} increases; moreover, the neutral number density increases leading to a smaller ion-neutral collision mean free path $\lambda_{\text{mfp},n}$. As a result, the ratio of the plasma sheath length and the mean free path $\delta_{\text{ni}} = d_{\text{sh}}/\lambda_{\text{mfp},n}$ increases and the plasma sheath becomes more collisional.

Figure 4 shows the sputtering yield Y_{sp} (Equation 7) and Γ (Equation 27) as a function of incident ion energy and surface binding energy. Typically the target species range from light H atoms to heavier Mg $_2$ SiO $_4$ molecules, to encapsulate this range the geometric mean of the potential target masses was calculated as $m_n \approx 26u \approx O(10^{-26}$ kg). Therefore, for this constant value

of m_n the range of x plotted cover ion masses $m_i = 4.0026u$ (He) to $m_i = 55.845u$ (Fe), covering the expected range of ionic masses in the atmosphere. For a given target mass m_n , increasing the incoming ionic mass m_i (and so x), increases the likelihood of liberating a target atom or molecule. This behaviour is due to the complex nature of the sputtering process described by Eq. (7) and has been experimentally verified (see Figure 10, Tielens et al. (1994)).

In plasma regions characterised by $T_e \gtrsim 1$ eV and $f_e = 1$, loosely bound dust with surface bond strengths of the order of 0.1 eV (van der Waals bonds) will be heavily sputtered ($Y_{\text{sp}} > 1$) and the plasma region is in the sputtering regime, $\Gamma > 1$. In contrast, only in plasma regions with electron temperatures approaching 10 eV, will the incoming ions be energetic enough to sputter target species with surface binding energies of the order of 1 eV (such as covalent or ionic bonds). As a result, it is expected that crystalline grains with bond strengths of the order of 10 eV will be largely immune to plasma sputtering ($\Gamma < 1$). For regions with lower degrees of ionisation, the sputtering yields will be reduced since the energisation of the incoming ions will be disrupted due to ion-neutral collisions in the plasma sheath (see Figure 2). Sputtering yields below unity ($Y_{\text{sp}} < 1$) signify that the incoming ions have insufficient energy to dislodge surface atoms and molecules; however, the energy of the incoming ion is deposited into the surface, exciting the surface layer of atoms and potentially making it easier for subsequent ions that follow to liberate an atom, even if their energy (on its own) is less than that required to surmount the energy barrier. Further to this, the electrostatic energy of the charged grains will reduce the surface binding energies of the surface neutrals, making it easier to sputter material than in the non-charged case. The binding energies of loose particle aggregates as well as crystalline dust grains that exhibit crystalline defects such as dislocations, will be reduced undermining their structural integrity.

4. Discussion

This paper presents a novel mechanism for dust evolution in sub-stellar atmospheres that is complementary to, but different from, standard chemical processes if ionisation is present. In contrast to previous studies, this paper considers how plasma collective effects self-consistently energise the plasma ions such that they can participate in plasma deposition and plasma sputtering. Dust growth and destruction via plasma deposition and sputtering is relevant to environments where energetic processes such as lightning, or strong flows near magnetic fields occur and is the natural outcome of incorporating macroscopic electro-dynamics into atmospheric cloud evolution. However, in comparison to contemporary dust evolution through gas-phase chemistry, plasma processes such as these can be faster and have a significant impact on the evolution of dust clouds as well as the composition of the surrounding atmospheric environment.

Within the highest dust density cloud regions ($p_{\text{gas}} \approx 10^{-5} - 1$ bar), plasma deposition and sputtering dominates over neutral gas-phase surface chemistry if $f_e \gtrsim 10^{-4}$. We note that this also corresponds to the region where lightning is expected to occur in analogy to terrestrial lightning which occurs where the atmospheric pressure ≈ 0.1 bar. Loosely bound grains with surface binding energies of the order of 0.1 – 1 eV are susceptible to destruction through plasma sputtering for feasible degrees of ionisation and electron temperatures; whereas, strong crystalline grains with binding energies of the order 10 eV are resistant to sputtering.

In the deposition regime ($\Gamma < 1$), the accretion of plasma ions onto the grain surface will deplete the local ambient atmosphere gas-plasma mixture and will alter the chemical composition of the dust grain. This is dependent upon the majority species that is ionised in the atmospheric plasma region and may affect the resulting electromagnetic spectrum directly through the depletion of a particular species or indirectly, through the consequent gas-plasma chemistry due to the loss of a particular reactant. For example, thermal ionisation preferentially ionises Na, K, Ca, Mg and F (Rodríguez-Barrera et al. 2015); Lightning ionises He, H₂, N₂, H₂O, CO₂ (Helling et al. 2013); and AI will most likely ionise Fe, Mg, Na, H₂, CO, H₂O, N₂ and SiO (Stark et al. 2013). In general, neutral species that possess a sufficiently low first ionisation potential, whilst simultaneously being sufficiently abundant will produce the majority ionic species. However, metastables, such as He and H₂, can be ionised in two stages yielding higher abundances than expected based primarily on their first ionisation potential. Furthermore, dissociative attachment and dissociative recombination are additional processes that can affect the atmospheric abundances.

In the plasma sputtering regime ($\Gamma > 1$), the liberation of atoms will replenish the local ambient gas-plasma mixture, possibly counteracting the depletion through deposition. Therefore, by virtue of plasma deposition and sputtering, gas-phase species could be transported from one atmospheric region to another via the transport of dust grains and enhance chemical mixing in different parts of the atmosphere, faster than chemical processes alone. This type of process could create spots in the atmosphere with an over- or under-density of a particular species relative to surrounding regions. As a result, through the alteration of the local particle size distribution or the local gas-plasma chemical composition, plasma deposition and plasma sputtering could be a source of atmospheric variability. This is consistent with (Buenzli et al. 2014), where variations in cloud cover can occur at timescales of the order of 100s, (see Figures 7-10 in Buenzli et al. (2014)) which is feasible by the plasma deposition and sputtering process over a wider range of pressure conditions than simple gas-phase chemical models. It is possible that plasma deposition and sputtering may be a contributing underlying physical mechanism that produces the observed inhomogeneity.

The dusty plasma processes discussed here (and others e.g. Stark et al. (2015)) could also be relevant in other astrophysical dusty plasma environments such as protoplanetary disks, the interstellar medium and the circumstellar envelopes of AGB stars.

Acknowledgements. The authors are grateful to the anonymous referee for constructive comments and suggestions that have improved this paper. CRS is grateful for funding from the Royal Society via grant number RG160840 and for support from the Division of Computing and Mathematics at Abertay University. DAD is grateful for funding from EPSRC via grant number EP/N018117/1. Thanks to Ch. Helling for the use of the DRIFT-PHOENIX data used in this paper.

References

- Alexandrov, S. E. & Hitchman, M. L. 2005, *Chemical Vapor Deposition*, 11, 457
 Allard, F., Hauschildt, P. H., Alexander, D. R., Tamanai, A., & Schweitzer, A. 2001, *ApJ*, 556, 357
 Bailey, R. L., Helling, C., Hodosán, G., Bilger, C., & Stark, C. R. 2014, *ApJ*, 784, 43
 Barlow, M. J. 1978, *MNRAS*, 183, 367
 Bauer, I., Finocchi, F., Duschl, W. J., Gail, H.-P., & Schloeder, J. P. 1997, *A&A*, 317, 273
 Beyer, H. F. & Shevelko, V. P. 2003, *Introduction to physics of highly charged ions* (Boca Raton: CRC Press)
 Bingham, R. & Tsyvovich, V. N. 2001, *A&A*, 376, L43

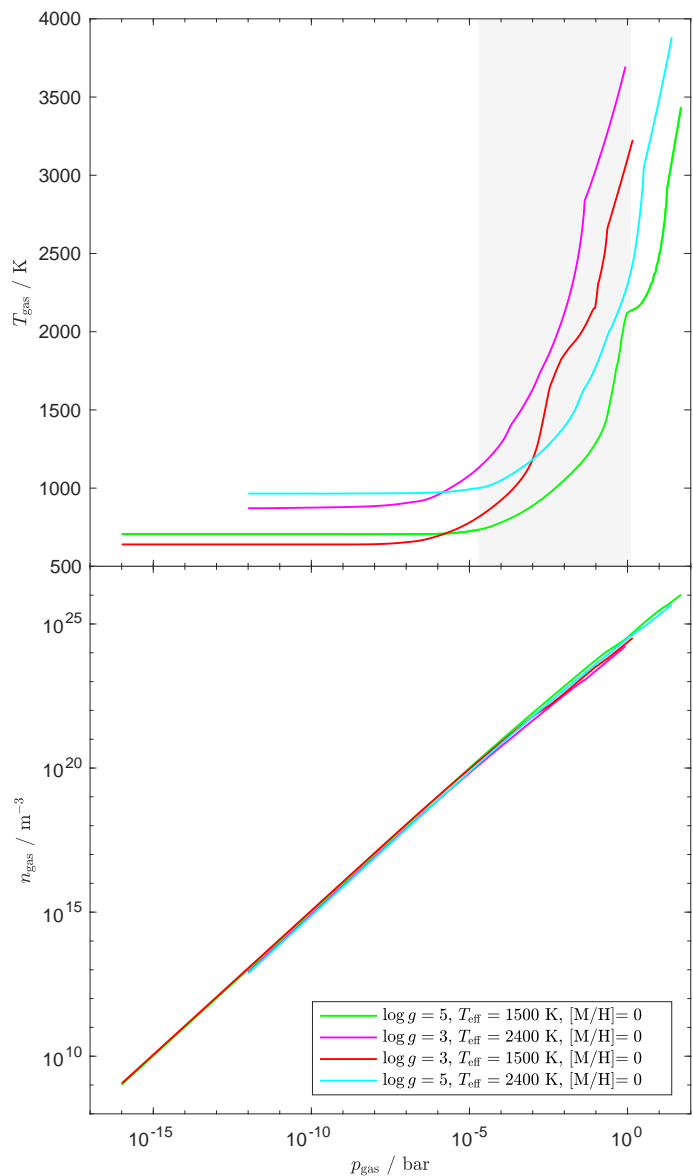


Fig. 1. Pressure-temperature diagram for example sub-stellar atmospheres obtained using DRIFT-PHOENIX model atmosphere and cloud formation code; Bottom: The gas-phase number density as a function of atmospheric pressure corresponding to the pressure-temperature diagrams for the example sub-stellar atmospheres plotted in the top plot. The grey patch shows the region where the highest density cloud layers are present for the example atmospheres.

- Bouchoule, A. 1999, *Dusty Plasmas: Physics, Chemistry and Technological Impact in Plasma Processing* (John Wiley and Sons Ltd)
 Bringa, E. M. & Johnson, R. E. 2002, *Nuclear Instruments and Methods in Physics Research B*, 193, 365
 Buenzli, E., Apai, D., Radigan, J., Reid, I. N., & Flatitude, D. 2014, *ApJ*, 782, 77
 Burrows, A., Marley, M., Hubbard, W. B., et al. 1997, *ApJ*, 491, 856
 Cao, J. 2003, *Journal of Vacuum Science Technology B: Microelectronics and Nanometer Structures*, 21, 2011
 Cao, J. & Matsoukas, T. 2002, *Journal of Applied Physics*, 92, 2916
 Chapman, B. 1980, *Glow Discharge Processes: Sputtering and Plasma Etching*, Wiley-Interscience publication (Wiley)
 Chen, F. F. 1984, *Introduction to plasma physics and controlled fusion volume 1: plasma physics* (Plenum Press)
 Chu, P., Chen, J., Wang, L., & Huang, N. 2002, *Materials Science and Engineering: R: Reports*, 36, 143
 Deckers, J. & Teiser, J. 2014, *ApJ*, 796, 99
 Dehn, M. 2007, PhD thesis, University of Hamburg
 Diver, D. A. 2013, *A plasma formulary for physics, technology, and astrophysics* (Wiley - VCH)

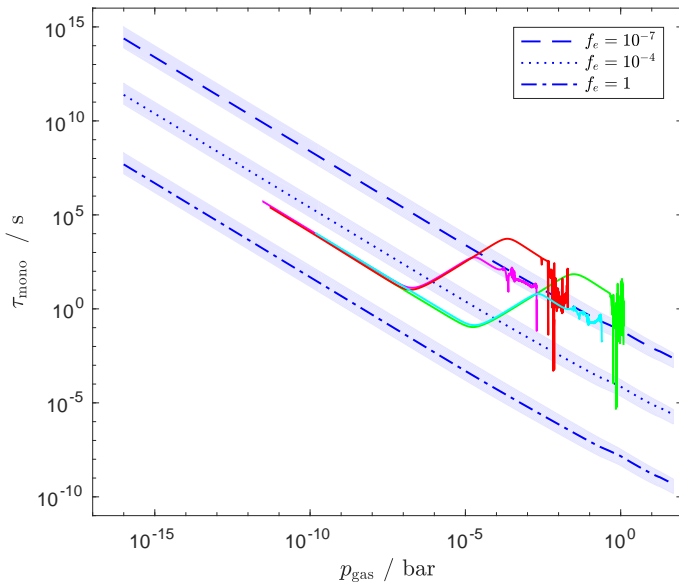


Fig. 2. Time taken for plasma deposition (sputtering) to grow (remove) a monolayer, τ_{mono} (Equation 25), as a function of atmospheric gas pressure, p_{gas} . We note that p_{gas} acts as a proxy for atmospheric height and in general does not reflect the true local pressure. τ_{mono} is shown for an electron temperature $T_e = 1$ eV and degrees of ionisation $f_e = 10^{-7}$ (dash), 10^{-4} (dot) and 1 (dot-dash). The light blue bands shows the effect of varying the electron temperature from $T_e = T_{\text{gas}}$ (upper boundary) to $T_e = 10$ eV (lower boundary), for each degree of ionisation. In this paper f_e is treated as a parameter and is varied, from the values calculated in DRIFT-PHOENIX, to incorporate expected values from various non-thermal ionisation processes beyond thermal ionisation. As a consequence, as the number density of the electrons, ions and neutral particles change, the local gas pressure will change and deviate from its original DRIFT-PHOENIX calculated value. Therefore, the atmospheric pressure in the plots presented here act as a proxy for atmospheric height and in general doesn't reflect the true local pressure. For comparison, also plotted is the time taken to grow or remove a monolayer of material through neutral gas-phase surface chemistry using DRIFT-PHOENIX: $\tau_{\text{mono}}^{\text{DF}} = 10^{-10}/|\chi^{\text{net}}|$, where the total net growth of the dust grain is $|\chi^{\text{net}}|$, for the example atmospheres (Figure 1) given by $T_{\text{eff}} = 2400$ K, $\log g = 5.0$ (cyan); $T_{\text{eff}} = 2400$ K, $\log g = 3.0$ (magenta); $T_{\text{eff}} = 1500$ K, $\log g = 5.0$ (green); and $T_{\text{eff}} = 1500$ K, $\log g = 3.0$ (red). At high atmospheric pressures the numerical jitter in $\tau_{\text{mono}}^{\text{DF}}$ corresponds to transitions between growth rates ($\chi^{\text{net}} > 0$) and evaporation rates ($\chi^{\text{net}} < 0$).

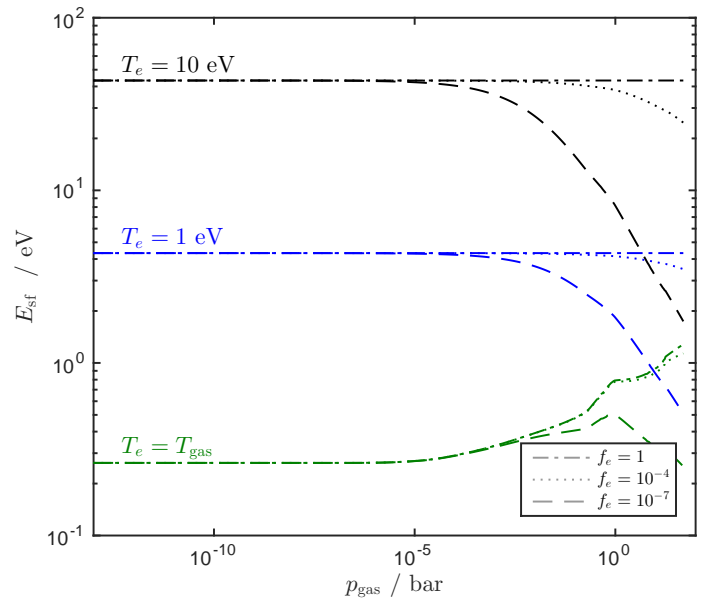


Fig. 3. Energy of the ions at the surface of the dust grain, E_{sf} , as a function of gas pressure. The ionic energies, E_{sf} , are given for electron temperatures $T_e = T_{\text{gas}}$ (green), 1 eV (blue) and 10 eV (black); and, degrees of ionisation $f_e = 1$ (dot-dash), 10^{-4} (dot) and 10^{-7} (dash).

Dobbs-Dixon, I., Agol, E., & Burrows, A. 2012, *ApJ*, 751, 87
 Donnelly, V. M. & Kornblit, A. 2013, *Journal of Vacuum Science Technology A: Vacuum, Surfaces, and Films*, 31, 050825
 Draine, B. T. & Salpeter, E. E. 1979a, *ApJ*, 231, 438
 Draine, B. T. & Salpeter, E. E. 1979b, *ApJ*, 231, 77
 Dwek, E. & Arendt, R. G. 1992, *ARA&A*, 30, 11
 Fleischer, A. J., Gauger, A., & Sedlmayr, E. 1992, *A&A*, 266, 321
 Fridman, A. 2008, *Plasma Chemistry* (Cambridge University Press)
 Guo, Y.-X., Yuan, P., Shen, X.-Z., & Wang, J. 2009, *Phys. Scr*, 80, 035901
 Harsha, P. 2005, *Principles of Vapor Deposition of Thin Films* (Elsevier Science)
 Hauschildt, P. H. & Baron, E. 1999, *Journal of Computational and Applied Mathematics*, 109, 41
 Helling, C., Ackerman, A., Allard, F., et al. 2008a, *MNRAS*, 391, 1854
 Helling, C., Dehn, M., Woitke, P., & Hauschildt, P. H. 2008b, *ApJ*, 677, L157
 Helling, C., Jardine, M., & Mokler, F. 2011a, *ApJ*, 737, 38
 Helling, C., Jardine, M., Stark, C., & Diver, D. 2013, *ApJ*, 767, 136
 Helling, C., Jardine, M., Witte, S., & Diver, D. A. 2011b, *ApJ*, 727, 4
 Helling, C., Klein, R., Woitke, P., Nowak, U., & Sedlmayr, E. 2004, *A&A*, 423, 657
 Helling, C. & Woitke, P. 2006, *A&A*, 455, 325
 Helling, C., Woitke, P., & Thi, W.-F. 2008c, *A&A*, 485, 547
 Hodosán, G., Helling, C., Asensio-Torres, R., Vorgul, I., & Rimmer, P. B. 2016, *MNRAS*, 461, 3927
 Hollenstein, C. 2000, *Plasma Physics and Controlled Fusion*, 42, 93
 Jacob, W. 1998, *Thin Solid Films*, 326, 1

Jones, A. & Hitchman, M. 2009, Chapters 1 and 12, *Chemical Vapour Deposition: Precursors, Processes and Applications* (Royal Society of Chemistry)
 Jones, A. P., Tielens, A. G. G. M., & Hollenbach, D. J. 1996, *ApJ*, 469, 740
 Jones, A. P., Tielens, A. G. G. M., Hollenbach, D. J., & McKee, C. F. 1994, *ApJ*, 433, 797
 Kaspi, Y. & Showman, A. P. 2015, *ApJ*, 804, 60
 Lee, G., Dobbs-Dixon, I., Helling, C., Bognar, K., & Woitke, P. 2016, *A&A*, 594, A48
 Lieberman, M. A. & Lichtenberg, A. J. 2005, *Principles of Plasma Discharges and Materials Processing*, 2nd Edition (John Wiley and Sons), 800
 Marley, M. S., Seager, S., Saumon, D., et al. 2002, *ApJ*, 568, 335
 Matsoukas, T. & Cao, J. C. 2004, *IEEE Transactions on Plasma Science*, 32, 699
 Mattox, D. 2010, *Handbook of Physical Vapor Deposition (PVD) Processing* (Elsevier Science)
 Morley, C. V., Fortney, J. J., Marley, M. S., et al. 2012, *ApJ*, 756, 172
 Nanni, A., Bressan, A., Marigo, P., & Girardi, L. 2013, *MNRAS*, 434, 2390
 Ohring, M. 1992, *The Materials Science of Thin Films*, Referec Engineering (Academic Press)
 Qin, C. & Coulombe, S. 2007, *Plasma Sources Science Technology*, 16, 240
 Rapacioli, M., Calvo, F., Joblin, C., et al. 2006, *A&A*, 460, 519
 Raymond, J. C., Ghavamian, P., Williams, B. J., et al. 2013, *ApJ*, 778, 161
 Rimmer, P. B. & Helling, C. 2013, *ApJ*, 774, 108
 Rodríguez-Barrera, M. I., Helling, C., Stark, C. R., & Rice, A. M. 2015, *MNRAS*, 454, 3977
 Salpeter, E. E. 1977, *ARA&A*, 15, 267
 Seshan, K. 2012, *Handbook of Thin Film Deposition* (Elsevier Science)
 Shi, D., Wang, S. X., van Ooij, W. J., et al. 2001, *Applied Physics Letters*, 78, 1243
 Sigmund, P. 1969, *Physical Review*, 184, 383
 Silvia, D. W., Smith, B. D., & Shull, J. M. 2012, *ApJ*, 748, 12
 Sorokin, M., Kroesen, G. M. W., & Stoffels, W. W. 2004, *IEEE Transactions on Plasma Science*, 32, 731
 Stark, C. R., Helling, C., & Diver, D. A. 2015, *A&A*, 579, A41
 Stark, C. R., Helling, C., Diver, D. A., & Rimmer, P. B. 2013, *ApJ*, 776, 11
 Stark, C. R., Helling, C., Diver, D. A., & Rimmer, P. B. 2014, *International Journal of Astrobiology*, 13, 165
 Stark, C. R., Potts, H. E., & Diver, D. A. 2006, *A&A*, 457, 365
 Stoffel, A., Kovacs, A., Kronast, W., & Muller, B. 1996, *Journal of Micromechanics and Microengineering*, 6, 1
 Sugawara, M., ed. 1998, *Plasma Etching: Fundamentals and Applications: Fundamentals and Applications* (OUP Oxford)
 Tielens, A. G. G. M., McKee, C. F., Seab, C. G., & Hollenbach, D. J. 1994, *ApJ*, 431, 321
 Tsuji, T. 2002, *ApJ*, 575, 264
 Tsyтович, V. N., Morfill, G. E., & Thomas, H. 2004, *Plasma Physics Reports*, 30, 816

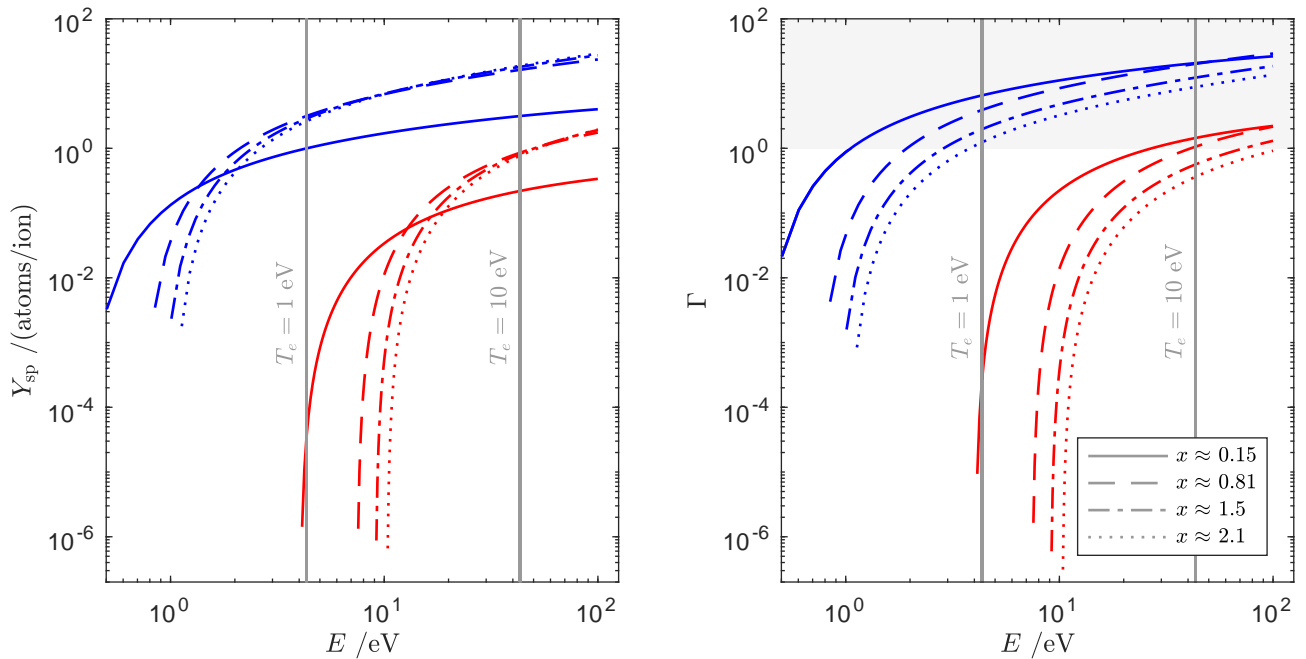


Fig. 4. Sputtering yield Y_{sp} (left) and Γ (right), as a function of incident ion energy for surface binding energies of $E_b = 1$ eV (red) and $E_b = 0.1$ eV (blue); and, $x = m_i/m_n \approx 0.15$ (solid), ≈ 0.81 (dash), ≈ 1.5 (dot-dash) and ≈ 2.1 (dot). Typically the target species range from light H atoms to heavier Mg_2SiO_4 molecules, to encapsulate this range the geometric mean of the potential target masses was calculated as $m_n \approx 26u \approx \mathcal{O}(10^{-26}$ kg). Therefore, for this constant value of m_n the range of x plotted cover ion masses $m_i = 4.0026u$ (He) to $m_i = 55.845u$ (Fe), covering the expected range of ionic masses in the atmosphere. The regime $\Gamma > 1$ (the sputtering regime) is signified by a grey shaded area. For comparison the energy of ions at the surface of the dust grain, E_{sf} (Figure 3), for $T_e = 1$ eV and $T_e = 10$ eV when $f_e = 1$ (the degree of ionisation, $f_e = n_e/(n_n + n_e)$), are over-plotted (grey-solid).

Wasa, K. 2012, Handbook of Sputter Deposition Technology: Fundamentals and Applications for Functional Thin Films, Nano-materials and MEMS (William Andrew)

Watanabe, Y. 2006, Journal of Physics D Applied Physics, 39, 329

Williams, P. K. G., Casewell, S. L., Stark, C. R., et al. 2015, ApJ, 815, 64

Witte, S., Helling, C., Barman, T., Heidrich, N., & Hauschildt, P. H. 2011, A&A, 529, A44

Witte, S., Helling, C., & Hauschildt, P. H. 2009, A&A, 506, 1367

Woods, L. 1993, An Introduction to the Kinetic Theory of Gases and Magnetoplasmas, Oxford science publications (Oxford University Press)