

Neutron stars: Observational diversity and evolution

S Safi-Harb

Department of Physics and Astronomy, University of Manitoba, Winnipeg MB R3T 2N2,
Canada

E-mail: samar.safi-harb@umanitoba.ca

Abstract. Ever since the discovery of the Crab and Vela pulsars in their respective Supernova Remnants, our understanding of how neutron stars manifest themselves observationally has been dramatically shaped by the surge of discoveries and dedicated studies across the electromagnetic spectrum, particularly in the high-energy band. The growing diversity of neutron stars includes the highly magnetized neutron stars (magnetars) and the Central Compact Objects shining in X-rays and mostly lacking pulsar wind nebulae. These two subclasses of high-energy objects, however, seem to be characterized by anomalously high or anomalously low surface magnetic fields (thus dubbed as ‘magnetars’ and ‘anti-magnetars’, respectively), and have pulsar characteristic ages that are often much offset from their associated SNRs’ ages. In addition, some neutron stars act ‘schizophrenic’ in that they occasionally display properties that seem common to more than one of the defined subclasses.

I review the growing diversity of neutron stars from an observational perspective, then highlight recent and on-going theoretical and observational work attempting to address this diversity, particularly in light of their magnetic field evolution, energy loss mechanisms, and supernova progenitors’ studies.

1. Introduction: Brief history of the neutron stars zoo

This conference celebrates 50 years of neutron stars discovery. Neutron Stars were discovered as Pulsars (PSRs) by Jocelyn Bell and Antony Hewish in 1967 but predicted to exist back in 1934 by Baade and Zwicky, just two years following the discovery of the neutron by Chadwick. It is with the Crab and Vela pulsars discovery in their respective supernova remnants (SNRs) that Baade and Zwicky’s 1934 prediction that supernovae (SNe) make neutron stars was confirmed. The launch of imaging X-ray telescopes, such as *Einstein* (1980’s), followed by *ROSAT* and *ASCA* (1990’s) then by *Chandra*, *XMM-Newton* and *Suzaku* (2000’s), showed us how these rotation-powered pulsars (RPPs) power synchrotron-dominated pulsar wind nebulae (PWNe).

One of the neutron star subclasses introduced in the 1990’s is the ‘anomalous’ X-ray pulsars (AXPs). It was recognized first by Mereghetti & Stella [1] as a new class of X-ray pulsars, since their spectra were much softer than those of accretion-powered pulsars and had no binary companions; furthermore their X-ray luminosity exceeds the energy available from spin-down power, so they can not be powered by rotation. Duncan & Thompson [2] suggested that these are ‘magnetars’, i.e. highly magnetized neutron stars with a magnetic field exceeding the so-called ‘quantum critical field’ value of $B_{\text{QED}} = 2\pi m_e^2 c^3 / eh = 4.4 \times 10^{13}$ G. AXPs are now merged with the Soft Gamma-ray Repeaters (SGRs), as bursting high-energy sources whose powerful outbursts are believed to be powered by their magnetic field decay. Dubbed under the

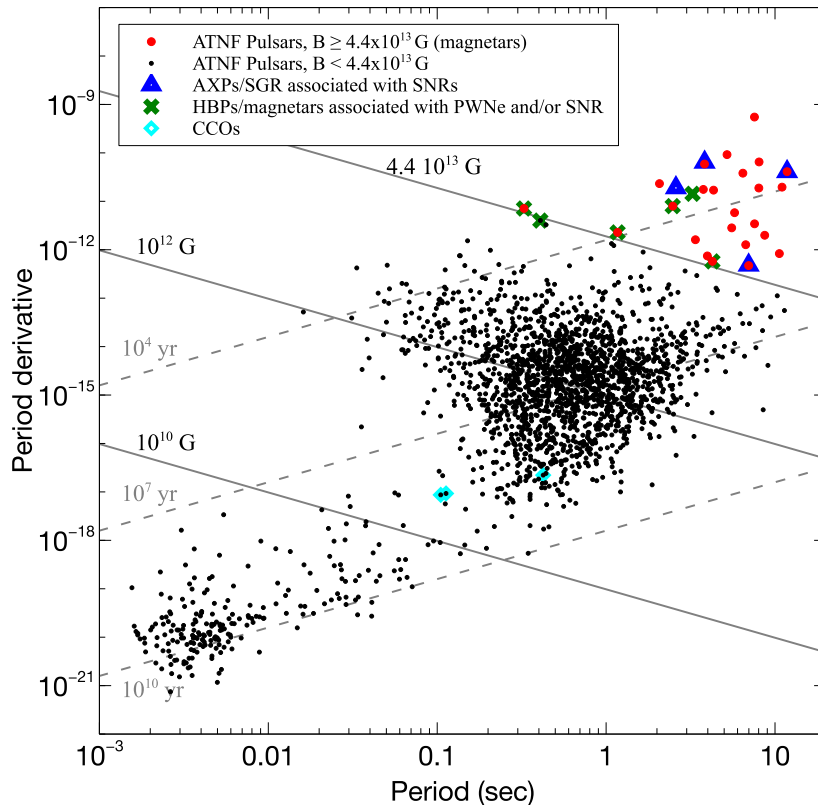


Figure 1. $P-\dot{P}$ diagram showing the diversity of neutron stars. Lines of constant dipole magnetic field (solid black) and characteristic age (dashed grey) are shown. The 4.4×10^{13} G line corresponds to the QED value of the magnetic field that is traditionally used to separate magnetars from the rotation-powered pulsars. The 3 pulsars shown in cyan (diamond symbol) correspond to the 3 CCOs for which we have a measured P and \dot{P} . The 6 starred objects correspond to the 5 HBPs and 1 magnetar associated with a PWN and/or SNR, with the youngest and fastest two being PSR J1846–0258 in Kes 75 and J1119–6127 in G292.2–0.5, both having now displayed magnetar-like activity. The blue triangles correspond to the 3 AXPs + 1 SGR in our Galaxy known to be *securely* associated with an SNR *with known age*.

‘Magnetars’ family, these objects are among the most extreme objects known in the universe (see, e.g., [3]).

In the past decade, other sub-classes of neutron stars have emerged, thanks to sensitive radio and X-ray observations. These subclasses include the X-ray Dim Isolated Neutron Stars (XDINSs) (or the Magnificent Seven [4]), the Rotating Radio Transients (RRATs [5]), the high-B radio pulsars (HBPs) with $B \geq B_{\text{QED}}$ [6], and the Central Compact Objects (CCOs), typified by the Cas A CCO [7, 8]. While we used to treat them as different classes, we are now into the era of unifying these sources thanks to a growing body of observational and theoretical works. This review will highlight these works, focusing on neutron stars with ‘extreme’ magnetic fields (i.e. much smaller or higher than the canonical value of $\sim 10^{12}$ G for the ‘classical’ rotation-powered pulsars) and stressing the fact that their hosting SNRs provide an independent means to address their unification.

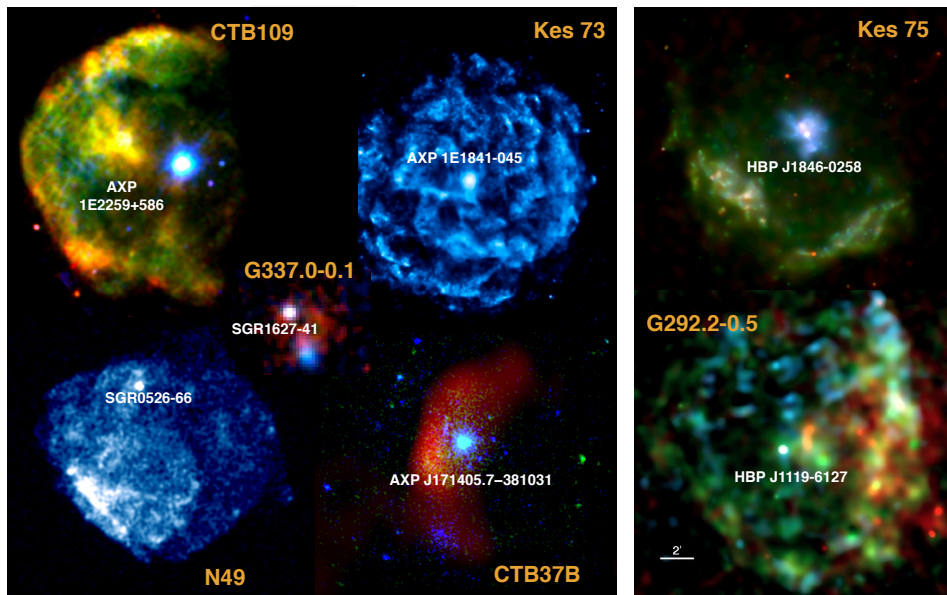


Figure 2. Left: AXPs and SGRs securely associated with SNRs. Right: HBPs associated with SNRs and having displayed a magnetar-like behaviour. Figure parts © AAS. Reproduced with permission: CTB 109 (ESA/*XMM-Newton*/M Sasaki *et al* [9]), Kes 73 (NASA/CXC/U. of Manitoba/H Kumar *et al* [10]), N49 (NASA/CXC/Caltech/S Kulkarni *et al* [11]), CTB 37B (MOST/ESA/*XMM-Newton*/H Kumar & S Safi-Harb), G337.0–0.1 (ESA/*XMM-Newton*/P Esposito *et al* [12]), Kes 75 (NASA/CXC/H Kumar & S Safi-Harb [13]), G292.2–0.5 (ESA/*XMM-Newton*/H Kumar *et al* [14]).

2. Pulsars Characteristics and diversity

The diversity of pulsars is connected with their positions on the so-called $P-\dot{P}$ diagram. The period P and period derivative \dot{P} determine their spin-down energy $\dot{E}=I\Omega\dot{\Omega}$ (where I is their moment of inertia and $\Omega=2\pi/P$), their surface dipole field strength (at the magnetic equator) $B=3.2\times 10^{19} (P\dot{P})^{1/2}$ G, and their characteristic age $\tau_c=P/2\dot{P}$. For some pulsars, the braking index $n=\nu\ddot{\nu}/\dot{\nu}^2$ (where $\nu=1/P$) is measured (e.g., [15]).

Figure 1 shows the $P-\dot{P}$ diagram for the 2,613 currently known pulsars¹, revealing the growing diversity of neutron stars, and table 1 summarizes the secure PSR-SNR associations² for the pulsars with ‘extreme’ magnetic fields. Below we briefly comment on these growing subclasses of neutron stars, and then address the blurring diversity and magnetic field evolution.

2.1. Magnetars and HBPs

There are currently 29 known magnetars (including 6 candidates)³. Magnetars are traditionally discovered as high-energy sources, with no PWNe around them. Only 3 AXPs and 2 SGRs (one of which is an extragalactic pulsar in the LMC SNR N49) are securely associated with SNRs (see figure 2). The High-B Pulsars (HBPs) are a growing class of radio-detected pulsars with an inferred magnetic field close to, or just above, the QED value. We know of approximately a dozen such objects, and they are believed to be powered primarily by rotational energy. The youngest

¹ <http://www.atnf.csiro.au/research/pulsar/psrcat> (v1.56)

² <http://www.physics.umanitoba.ca/snr/SNRcat> (SNRcat)

³ <http://www.physics.mcgill.ca/~pulsar/magnetar/main.html>

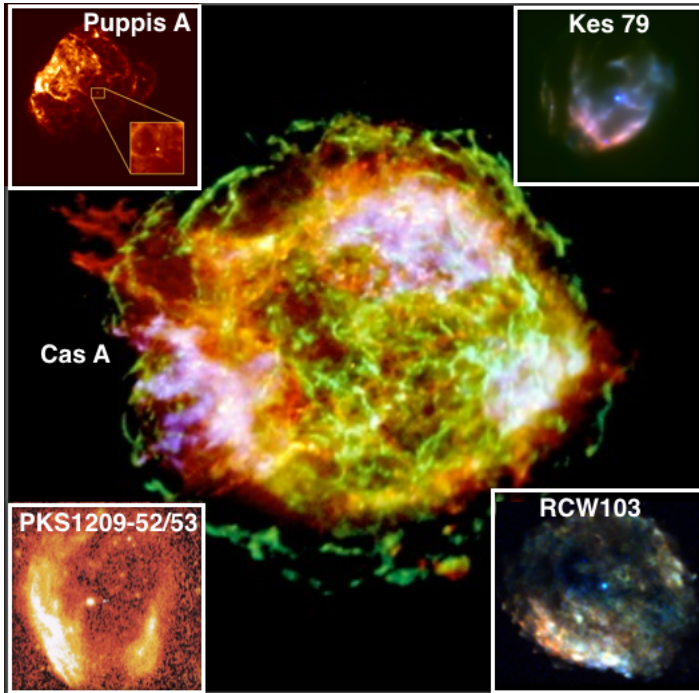


Figure 3. The CCOs with known spin properties, in addition to Cas A whose CCO does not yet show pulsations (see table 1). Figure parts © AAS. Reproduced with permission. Credits: Puppis A: *ROSAT/R Petre et al* [16] Kes 79: *NASA/CXC//P Zhou et al* [17]; PKS 1209–52/53: *ROSAT/Max-Planck-Institut für extraterrestrische Physik*; RCW 103: *NASA/CXC/C Braun & S Safi-Harb*; Cas A: *NASA/CXC/GSFC/U Hwang et al* [18].

Hbps, PSR J1846–0258 and J1119–6127 in the SNRs Kes 75 and G292.2–0.5, respectively (figures 1 and 2), have recently displayed magnetar-like activity providing conclusive evidence for the connection between Hbps and magnetars (see §2.3).

2.2. CCOs

CCOs are X-ray emitting neutron stars found near SNR centres and typified by the compact object in the SNR Cas A (see figure 3). The term CCO was coined by Pavlov *et al* [7] following the first light *Chandra* discovery of the object.⁴

There are currently 14 CCOs⁵ (including 6 candidates) known in our Galaxy ([8, 19], SNRcat). These objects are X-ray emitters with no optical or radio counterparts, and with no evidence of PWNe surrounding them. X-ray pulsations have been discovered from 3 CCOs (see table 1). Their timing properties imply magnetic fields $\sim 10^{10}$ – 10^{11} G, much lower than those of the traditional RPPs and magnetars, which led Gotthelf & Halpern [20] to dub them ‘anti-magnetars’. Spectroscopic studies support this interpretation through the discovery of spectral line features interpreted as cyclotron lines from a low B (e.g., [21–24]) or from modelling their thermal X-ray emission (e.g., [25, 26]).

These objects are also known to be quiet X-ray emitters (except for the ‘CCO’ in RCW 103) with their X-ray emission described by two blackbodies and their X-ray luminosity (ranging from \sim a few $\times 10^{32}$ – 10^{34} erg s^{−1}) exceeding their spin-down energy. It is believed that their thermal spectra are derived from residual cooling and partly from accretion of supernova debris (e.g., [20]). One of their intriguing properties is their characteristic ages being orders of magnitude greater than their hosting SNRs’ ages (see table 1 and figure 3).

⁴ In a footnote referring to the Cas A compact object, Pavlov *et al* [7] state: ‘According to the convention recommended by the Chandra Science Center, this source should be named CXO J232327.9+584842. We use the abbreviation CCO for brevity.’

⁵ the total would be 15 CCOs if we include the variable X-ray source 1E 161348–5055 in RCW 103.

2.3. Diversity blurred

A growing body of observational and theoretical work has emerged blurring this apparent diversity: (1) The discovery of magnetar-like outbursts accompanied by spectral changes from the rotation-powered HBP J1846–0258 in the SNR Kes 75 [13, 27, 28] and more recently from the older HBP J1119–6127 in the SNR G292.2–0.5 [29–31] (2) The discovery of transient radio emission from magnetars (e.g., [32]) commonly discovered as high-energy objects. (3) The discovery of low- B magnetars, i.e. with $B \leq B_{\text{QED}}$, through their bursting activity [33–35] (4) The discovery of magnetar-like activity from 1E 161348–5055 [36, 37], the variable central X-ray source in the SNR RCW 103, classified by some authors as a CCO. (5) The discovery of PWNe (which are characteristic of RPPs) around the magnetar, Swift J1834.9–0846 [38] and the HBP J1119–6127 [39–41] which, as mentioned above, recently revealed itself as a magnetar – see figure 1.

The thermal X-ray luminosities of some of the HBPs and magnetars are systematically higher than those of the traditional radio pulsars, suggesting that magnetic fields affect their X-ray emission. Using 2D simulations of the fully-coupled evolution of both temperature and magnetic field in neutron stars, Viganò *et al* [42] unified the phenomenological diversity of magnetars, HBPs and isolated nearby neutron stars by varying their initial magnetic field, mass and envelope composition. Furthermore, the magnetic field topology was argued to play a key role in the observed properties of the bursting activity of neutron stars. Perna & Pons [43] showed that the toroidal component, particularly its strength with respect to the poloidal component, plays a significant role in the frequency of the bursting activity and its dependence on the age of the system. In addition, the role of fallback disks around young isolated neutron stars has been highlighted by Alpar *et al* [44] to unify different classes of neutron stars.

3. SNRs associations shedding light on magnetic field evolution

Generally it is assumed that neutron stars lose energy by spinning down due to the emission of magneto-dipole radiation. However, this simple model does not describe the neutron star population for the following reasons. First, it predicts a braking index $n = 3$, which has not been observed in young neutron stars; most of the measured indices are smaller than 3 (e.g., [15]). Second, the pulsars securely associated with SNRs show a remarkable disparity between their characteristic age and the SNR age, in some cases differing by several orders of magnitude (especially for the CCOs). Under the standard assumption of constant magnetic field, we have:

$$P_0 = P \left[1 - (n - 1) \tau \frac{\dot{P}}{P} \right]^{\frac{1}{(n-1)}}$$
Replacing τ with the SNR age (table 1), we are generally unable to explain the observed braking indices and enforce the SNR's age to be equal to the PSR's age with a constant n (see, e.g., figure 2 in [45]). Rogers & Safi-Harb [45, 46] addressed magnetic field evolution focusing on the diverse population of neutron stars with ‘anomalous’ magnetic fields (i.e. much higher or lower than the canonical value of 10^{12} Gauss). These objects include the AXPs, SGRs, HBPs and CCOs securely associated with SNRs of known ages and listed in table 1.

3.1. Magnetic Field Decay

Magnetic field decay has been invoked to describe the evolution of AXPs and SGRs (e.g., [47–49]). Magnetic field decay channels depend on a variety of effects including Ohmic dissipation, ambipolar diffusion and the Hall drift. While for the low- B pulsars with ages ~ 10 – 100 kyr the Ohmic dissipation is expected to dominate the magnetic field evolution, for magnetar-strength- B pulsars, the Hall effect provides the dominant mechanism for the field evolution on timescales comparable to their associated SNR ages.

Pulsar (SNR)	P	B ($\times 10^{13}$ G)	τ (kyr)	τ_{SNR} (kyr)
AXP 1E 1841–045 (Kes 73)	11.79	70.3	4.57	0.75–2.10
AXP 1E 2259+586 (CTB 109)	6.98	5.9	230	10.0–16.0
CXOU J171405.7–381031 (CTB 37B)	3.83	50	0.95	0.35–3.15
SGR 0526–66 (N49)	8.05	56	3.36	< 4.80
SGR 1627–41 (G337.0–0.1)	2.59	22	2.2	< 5.0
HBP J1846–0258 (Kes 75)	0.3265	4.9	0.73	0.90–4.30
HBP J1119–6127 (G292.2–0.5)	0.408	4.1	1.61	4.20–7.10
RX J0822.0–4300 (Puppis A)	0.113	3.27×10^{-3}	193	3.70–5.20
CXOU J185238.6+004020 (Kes 79)	0.105	3.05×10^{-3}	1.92×10^5	5.40–7.50
1E 1207.4–5209 (PKS 1209–51/52)	0.424	9.83×10^{-3}	3.02×10^5	2.00–20.0

Table 1. Pulsars with very high or very low magnetic field securely associated with SNRs with known ages.

3.2. Magnetic field growth

The hypothesis of fallback accretion goes back decades ago [50–52]. The submergence of the magnetic field due to fallback accretion has been explored by a number of authors (e.g., [53,54]), and revived recently [45,46,55–61] for the following reasons: (1) $n < 3$ (see Section 3.3); (2) timing of CCOs giving low surface $B \sim 10^{10}$ – 10^{11} G; (3) spectroscopic evidence for low surface magnetic field, as found, e.g., for the CCOs in Cas A, PKS 1209–51/52, and Puppis A; (4) the highly modulated pulsed signal in Kes 79’s CCO implying a much higher internal magnetic field. This all supports growing evidence for the submerged field scenario due to fallback accretion.

3.3. Empirical model for magnetic field evolution

In Rogers & Safi-Harb [45, 46], both magnetic field growth and decay are described within the same basic framework, using empirical models for magnetic field evolution developed for various classes of neutron stars. In this approach the braking index is time-dependent: $n = 3 - 4\tau \dot{f}_j / f_j$, where the function $f_j(t)$ carries the time-dependence of the field. Thus, field decay gives $n > 3$ since $\dot{f}_D < 0$, and field growth gives $n < 3$ since $\dot{f}_G > 0$. The sample shown in table 1 (plus other RPPs with a measured braking index) gives solutions to the field evolution in neutron stars, some of which are shown in figure 4 (see [45] and figure 5 therein for a more detailed and complete description of the sample and fits considered). Magnetic field growth has been used to fit the 3 CCOs (cyan), the 2 SGRs (red) and the HBP J1846–0258 in Kes 75 (green). AXPs have been fit with magnetic field decay models highlighted by the grey area in figure 4 [47]. It is worth noting that the time evolution of the CCOs’ characteristic age explains the apparent large discrepancy between the pulsars’ ages (appearing very old) and the ages of the associated young SNRs. In particular, for the three systems shown, the PSR and SNR ages match at times $\geq 10^{4.5}$ yr, by which time the SNR would have mostly dissipated. Therefore, the characteristic age for these pulsars does not reflect their true age as long as they are within their SNRs. This property, along with their inferred low asymptotic field strength, lead to the suggestion that CCOs could be ancestors of old isolated radio pulsars as long as they overcome the accretion phase (which would explain their X-ray dominant emission) and their surface field grows to the critical limit required for radio emission. The late time evolution of the CCOs may also link them to the class of objects known as XDINS; radio-quiet X-ray pulsars with long periods and no apparent SNR associations, with some of these objects having magnetic fields $\geq 10^{13}$ G, similar to the HBPs.

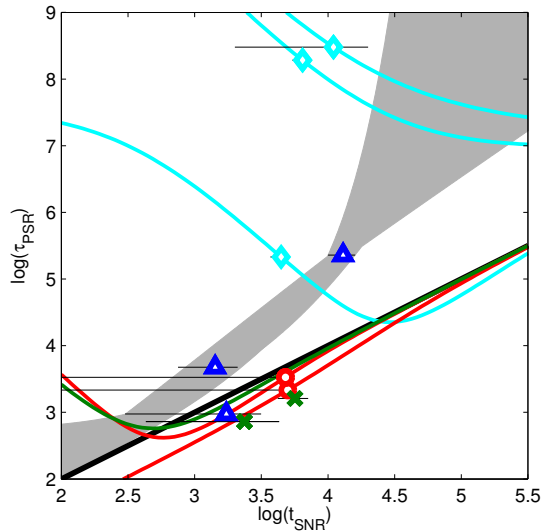


Figure 4. Pulsar age versus SNR age shown with evolutionary tracks for evolving magnetic fields in PSR–SNR pairs. The solid black diagonal line corresponds to equal PSR and SNR ages. The colours/symbols match those used in figure 1, with the cyan, red and green curves showing field growth fits to 3 CCOs, 2 SGRs and 1 HBP, respectively. See §3.3 for details.

4. SN progenitors

The diversity of neutron stars can be related to the diversity in SNe types resulting from core-collapse SNe (e.g., [62–64]).

4.1. Magnetar progenitors

Which stars make magnetars? Two scenarios of interest have been proposed in the literature. (1) The proto-neutron star model where the neutron star is born with a few milliseconds period [2], which predicts that the initial kinetic energy of the supernova would be reflected in a super-energetic hosting SNR. However, studies of magnetar SNRs and HBP SNRs (albeit limited to a very small sample and subject to low-resolution, CCD-type, X-ray spectroscopy) yield a ‘typical’ kinetic energy of the order of a few $\times 10^{50}$ – 10^{51} ergs (e.g., [14, 65]). Furthermore, the inferred ratio of initial to current spin-period (P_0/P) for the magnetars and HBPs is not much smaller than 1, unlike what is predicted by the proto-neutron star model. (2) The fossil field hypothesis where magnetars are born from the most massive, most magnetic, main-sequence stars [66]. Studies of magnetar SNRs point towards massive progenitors (see, e.g., [67]), supporting the fossil field hypothesis. However, this is not conclusive given that a few other studies point to lower mass progenitors [68, 69].

4.2. CCOs’ progenitors

Progenitor studies have been performed on the CCOs-hosting SNRs: Cas A, Puppis A, Kes 79, RCW 103 and RX J1713.7–3946. It is interesting to note that these studies point to progenitor masses around $20 M_\odot$ (although inconclusively). Below we summarize these studies.

- Cas A, the youngest historical type SNR in our Galaxy, harbours the CCO CXOU J232327.9+584842. It is commonly believed that Cas A results from a SN IIB event with a progenitor mass of ~ 15 – $25 M_\odot$ and may have lost its H envelope to binary interaction (e.g., [70]), although a slightly higher mass (up to $\sim 30 M_\odot$) progenitor has been also discussed in the literature (e.g., [71]).
- Puppis A is a ~ 4.5 kyr-old SNR harbouring the 112 ms CCO RX J0822–4300. Spatially resolved spectroscopic studies of SNR ejecta using *Suzaku*, *Chandra* and *XMM-Newton* point to a 15 – $25 M_\odot$ progenitor [72, 73].

- Kes 79 is a ~ 5 kyr-old SNR harbouring the CCO CXOU J185238.6+004020 (PSR J1852+0040). A multi-wavelength study, together with an X-ray spectroscopic study of the ejecta compared to nucleosynthesis model yields, suggest a 15–20 M_{\odot} progenitor [17].
- RX J1713.7–3946 (G347.7–0.5) is a ~ 1 –2 kyr-old SNR harbouring the CCO 1WGA J1713.4–3949. The measured metal abundance ratios suggest that the progenitor star was a relatively low-mass star ($\leq 20 M_{\odot}$). However, based on the inferred blast wave velocity of $\sim 6,000$ km/s which is considered fast for such a core-collapse SNR, Katsuda *et al* [74] propose that RX J1713.7–3946 results from a SN Ib/c and that its progenitor is a member of an interacting binary.
- RCW 103 is a ~ 2 kyr-old SNR hosting near its centre the unusual CCO 1E 161348–5055 which had been recently proposed to be a magnetar [36, 37]. Comparison of the ejecta abundances inferred from X-ray spectra with supernova nucleosynthesis yields models suggests a progenitor mass of ~ 18 –20 M_{\odot} [75].

4.3. The Crab

Going back to the ‘poster’ outcome of a core-collapse SN, the Crab’s progenitor is known to be an ~ 8 –10 M_{\odot} progenitor star. However, it has a low visible mass of $\sim 5 M_{\odot}$ and a small kinetic energy of $< 10^{50}$ erg for a young core-collapse SNR. Two scenarios have been discussed: (1) a massive undetected shell beyond the visible PWN [76], (2) an electron-capture SN, an endothermic reaction of electrons captured in an O-Ne-Mg core of a super AGB star with a low energy ($\sim 10^{50}$ erg) explosion [77].

This puzzle has been most recently addressed with the *Hitomi* X-ray satellite [78]. One of the science goals for *Hitomi* was to search for thermal X-ray emission from the synchrotron-dominated SNRs, thanks to its unprecedented spectral resolution and sensitivity to the thermal X-ray emission with the Soft X-ray Spectrometer. A brief observation took place just before the end of the *Hitomi* mission [79]. The gate valve was still closed, which hampered the sensitivity below 2 keV. While no thermal X-rays were detected, as in previous dedicated searches (e.g., with *Chandra* [80]), a more constrained upper limit on the X-ray emitting plasma has been established with *Hitomi* and past *Chandra* and *XMM-Newton* studies. Furthermore, while a low-energy supernova explosion has been favoured [81, 82], a higher energy Fe core-collapse explosion could not be ruled out but implies, depending on the environment, a very stringent upper limit on the ambient density or mass loss rate [79].

5. Future prospects

Despite significant advances in neutron stars physics in the past 50 years, many questions remain to be answered. We hope the answers will be obtained with the planned X-ray missions.

- The sample of PSR-SNR associations has been limited by sensitivity and resolution. Furthermore, the X-ray emission from CCO descendants and old radio pulsars would benefit from deep X-ray observations and/or a sensitive X-ray survey. The upcoming *eRosita* X-ray satellite (Germany/Russia), expected to be launched in 2018, will allow us to expand our sample and probe the X-ray emission from the different classes of neutron stars.
- To date, we do not have braking index measurement of magnetars (SGRs and AXPs) and other neutron stars subclasses, and most measurements done to-date point to an index $n < 3$. Timing studies of the different classes of neutron stars is needed to shed light on their braking indices, which in turn addresses magnetic field evolution. The recently launched *ASTROSAT* (India/Canada), *NICER* (NASA), and the *HXMT* (China) X-ray satellites will provide a new window into timing studies of pulsars.

- X-ray polarimetry is still lacking in the field, but is crucial as it provides a direct measurement of the neutron star's magnetic field and sheds light on its topology (particularly for the magnetars and PWNe). *XIPE* (ESA), *IXPE* (NASA) and *XTP* (China) are currently being planned for the near future.
- High-resolution X-ray spectroscopy is needed to (a) provide an accurate measurement of SNR ages, (b) probe SN progenitors and (c) provide a direct measurement of the neutron star's magnetic field. Powerfully demonstrated by the glimpse of the *Hitomi* satellite on a few targets before its loss, high-resolution X-ray spectroscopy is now planned for the X-ray recovery mission (*XARM*, JAXA/NASA; 2021 timescale) and in the more distant future for *Athena* (ESA; 2028 timescale) and *Lynx* (NASA; beyond 2030).

Acknowledgments

This review made use of NASA's Astrophysics Data System, the U. of Manitoba's high-energy catalogue of SNRs (SNRcat [83]) and the ATNF PSR Catalogue [84]. The model described in Section 3.3 is based on work done with Adam Rogers. The author is supported by NSERC through the Canada Research Chairs and the Discovery Grants Programs, and by MITACS and the Canadian Space Agency. The author thanks the editors, particularly George Pavlov and Peter Shternin, and an anonymous referee for helpful comments, and is grateful to the organizers for their invitation and organization of an excellent conference.

References

- [1] Mereghetti S and Stella L 1995 *ApJ (Letters)* **442** L17
- [2] Duncan R C and Thompson C 1992 *ApJ (Letters)* **392** L9
- [3] Turolla R, Zane S and Watts A L 2015 *Reports on Progress in Physics* **78** 116901 *Preprint astro-ph/1507.02924*
- [4] Haberl F 2004 *Memorie della Società Astronomica Italiana* **75** 454 *Preprint astro-ph/0401075*
- [5] McLaughlin M *et al* 2006 *Nature* **439** 817
- [6] Ng C-Y and Kaspi V M 2011 *Astrophysics of Neutron Stars: A Conference in Honor of M Ali Alpar* vol 1379, ed Göğüş *et al* (AIP Conf. Proc.) p 60 *Preprint astro-ph/1010.4592*
- [7] Pavlov G G, Zavlin V E, Aschenbach B, Trümper J and Sanwal D 2000 *ApJ (Letters)* **531** L53
- [8] Gotthelf E V, Halpern J P and Alford J 2013 *ApJ* **765** 58
- [9] Sasaki M, Plucinsky P P, Gaetz T J, Smith R K, Edgar R J and Slane P O 2004 *ApJ* **617** 322
- [10] Kumar H, Safi-Harb S, Slane P O and Gotthelf E V 2014 *ApJ* **781** 41
- [11] Kulkarni S *et al* 2003 *ApJ* **585** 948
- [12] Esposito P *et al* 2009 *ApJ (Letters)* **690** L105
- [13] Kumar H and Safi-Harb S 2008 *ApJ (Letters)* **678** L43
- [14] Kumar H, Safi-Harb S and Gonzalez M E 2012 *ApJ* **754** 96
- [15] Espinoza C M 2013 *Neutron Stars and Pulsars: Challenges and Opportunities after 80 years* vol 291, ed J van Leeuwen (IAU Symp. Proc.) p 195 *Preprint astro-ph/1211.5276*
- [16] Petre R, Becker C M and Winkler P F 1996 *ApJ (Letters)* **465** L43
- [17] Zhou P, Chen Y, Safi-Harb S, Zhou X, Sun M, Zhang Z-Y and Zhang G-Y 2016 *ApJ* **831** 192
- [18] Hwang U *et al* 2004 *ApJ (Letters)* **615** L117
- [19] Pavlov G G, Sanwal D and Teter M A 2004 *Young Neutron Stars and Their Environments* vol 218, ed F Camilo and B M Gaensler (IAU Symp. Proc.) p 239 *Preprint astro-ph/0311526*
- [20] Gotthelf E V and Halpern J P 2008 *40 Years of Pulsars: Millisecond Pulsars, Magnetars and More* vol 983, ed C Bassa *et al* (AIP Conf. Series) p 320 *Preprint astro-ph/0711.1554*
- [21] Sanwal D, Pavlov G G, Zavlin V E and Teter, M A 2002 *ApJ (Letters)* **574** L61
- [22] Biglami G F, Caraveo P A, De Luca A and Mereghetti S 2003 *Nature* **423** 725
- [23] DeLuca A *et al* 2012 *MNRAS (Letters)* **421** L72
- [24] Gotthelf E V and Halpern J P 2009 *ApJ* **695** (Letters) L35
- [25] Ho W C G and Heinke C O 2009 *Nature* **462** 71
- [26] Suleimanov V S, Klochkov D, Pavlov G G and Werner K 2014, *ApJ Supplement Series* **210** 13
- [27] Gavriil F P, Gonzalez M E, Gotthelf E V *et al* 2008 *Science* **319** 1802
- [28] Ng C-Y, Slane P O, Gaensler B M and Hughes J P 2008 *ApJ* **686** 508
- [29] Younes G, Kouveliotou C and Roberts P 2016 *GCN* **19736**
- [30] Kennea J A *et al* 2016 *ATel* **9274**

- [31] Göğüş E *et al* 2016 *ApJ* **829** L25
- [32] Camilo F *et al* 2006 *Nature* **442** 892
- [33] Rea N *et al* 2010 *Science* **330** 944
- [34] Scholz P, Ng C-Y, Livingstone M A, Kaspi V M, Cumming A and Archibald R F 2012 *ApJ* **761** 66
- [35] Zhou P, Chen Y, Li X-D, Safi-Harb S, Mendez M, Terada Y, Sun W and Ge M-Y 2014 *ApJ (Letters)* **781** L16
- [36] D’Ài A *et al* 2016 *MNRAS* **463** 2394
- [37] Rea N, Borghese A, Esposito P, *et al* 2016 *ApJ (Letters)* **828** L13
- [38] Younes G *et al* 2016 *ApJ* **824** 138
- [39] Gonzalez M E and Safi-Harb S 2003 *ApJ (Letters)* **591** L143
- [40] Safi-Harb S and Kumar H 2008 *ApJ* **684** 532
- [41] Blumer H, Safi-Harb S and McLaughlin M 2017 *ApJ (Letters)* **850** L18 *Preprint* astro-ph/1711.01600
- [42] Viganò D, Rea N, Pons J A, Perna R, Aguilera D N and Miralles J A 2013 *MNRAS* **434** 123
- [43] Perna R and Pons J A 2011 *ApJ (Letters)* **727** L51
- [44] Alpar M A, Çalıřkan, Ş and Ertan Ü 2013 *Feeding Compact Objects: Accretion on All Scales* vol 290, ed C M Zhang *et al* (IAU Symp. Proc.) p 93 *Preprint* astro-ph/1211.4721
- [45] Rogers A and Safi-Harb S 2017 *MNRAS* **465** 383
- [46] Rogers A and Safi-Harb S 2016 *MNRAS* **457** 1180
- [47] Nakano T *et al* 2015 *PASJ* **67** 9
- [48] Dall’Osso S *et al* 2012 *MNRAS* **422** 2878
- [49] Colpi M, Geppert U and Page D 2000 *ApJ (Letters)* **529** L29
- [50] Colgate S A 1971 *ApJ* **163** 221
- [51] Zel’dovich Y B, Ivanova L N and Nadezhin D K 1972 *AZh* **49** 253
- [52] Chevalier R A 1989 *ApJ* **346** 847
- [53] Muslimov A and Page D 1995 *ApJ (Letters)* **440** L77
- [54] Geppert U, Page D and Zannias T 1999 *A&A* **345** 487
- [55] Ho W C G 2011 *MNRAS* **414** 2567
- [56] Ho W C G 2015 *MNRAS* **452** 845
- [57] Popov S B and Turolla R 2012 *Electromagnetic Radiation from Pulsars and Magnetars* vol 466, ed W Lewandowski *et al* (San Francisco: Astron. Soc. Pacific) p 191 *Preprint* astro-ph/1206.2819
- [58] Bernal C G, Lee W H and Page D 2010 *RMxAA* **46** 309
- [59] Bernal C G, Page D and Lee W H 2013 *ApJ* **770** 106
- [60] Igoshev A P, Elfritz J G and Popov S B 2016 *MNRAS* **462** 3698
- [61] Eksi K Y 2017 *MNRAS* **469** 1974
- [62] Chevalier R A 2005 *ApJ* **619** 839
- [63] Milisavljevic D and Fesen R 2017 *Preprint* astro-ph/1701.00891
- [64] Patnaude D and Badenes C 2017 *Preprint* astro-ph/1702.03228
- [65] Vink J 2008 *AdSpRes* **41** 503
- [66] Ferrario L and Wickramasinghe D 2008 *MNRAS (Letters)* **389** L66
- [67] Safi-Harb S and Kumar H 2013 *Neutron Stars and Pulsars: Challenges and Opportunities after 80 years* vol 291, ed J van Leeuwen (IAU Symp. Proc.) p 480 *Preprint* astro-ph/1210.5261
- [68] Borkowski K and Reynolds S P 2017 *ApJ* **846** 13
- [69] Davies *et al* 2009 *ApJ* **707** 844
- [70] Young P A, Fryer C L, Hungerford A *et al* 2006 *ApJ* **640** 89
- [71] Pérez-Rendón B, Garca-Segura G and Langer N 2009 *A&A* **506** 1249
- [72] Katsuda S *et al* 2012 *ApJ* **757** 49
- [73] Hwang U, Petre R and Flanagan K 2008 *ApJ* **676** 378
- [74] Katsuda S *et al* 2015 *ApJ* **814** 29
- [75] Frank K A, Burrows D N and Park, S 2015 *ApJ* **810** 113
- [76] Chevalier R A 1977 *Supernovae, Astro. and Space Science Library* vol 66, ed D. Schramm (Dordrecht: Springer)
- [77] Nomoto K, Sugimoto D, Sparks W M, Fesen, R A, Gull T R and Miyaji S 1982 *Nature* **299** 803
- [78] Takahashi T *et al* 2014 *SPIE* **9144** 25 *Preprint* astro-ph/1412.1356
- [79] Hitomi collaboration 2017 *PASJ* in press *Preprint* astro-ph/1707.00054
- [80] Seward F D, Gorenstein P and Smith R K 2006 *ApJ* **636** 873
- [81] Smith N 2013 *MNRAS* **434** 102
- [82] Yang H and Chevalier R A 2015 *ApJ* **806** 153
- [83] Ferrand G and Safi-Harb S 2012 *AdSpR* **49** 1313 (SNRcat)
- [84] Manchester R N, Hobbs, G B, Teoh, A and Hobbs M 2006 *AJ*, **129**, 1993