

The three-pion decays of the $a_1(1260)$

Xu Zhang^{1,2} and Ju-Jun Xie^{1,2,*}

¹*Institute of Modern Physics, Chinese Academy of Sciences, Lanzhou 730000, China*

²*University of Chinese Academy of Sciences, Beijing 101408, China*

(Dated: August 10, 2018)

We investigate the decay of $a_1^+(1260) \rightarrow \pi^+\pi^+\pi^-$ with the assumption that the $a_1(1260)$ is dynamically generated from the coupled channel $\rho\pi$ and $\bar{K}K^*$ interactions. In addition to the tree level diagrams that proceed via $a_1^+(1260) \rightarrow \rho^0\pi^+ \rightarrow \pi^+\pi^+\pi^-$, we take into account also the final state interactions of $\pi\pi \rightarrow \pi\pi$ and $K\bar{K} \rightarrow \pi\pi$. We calculate the invariant $\pi^+\pi^-$ mass distribution and also the total decay width of $a_1^+(1260) \rightarrow \pi^+\pi^+\pi^-$ as a function of the mass of $a_1(1260)$. The calculated total decay width of $a_1(1260)$ is significantly different from other model calculations and tied to the dynamical nature of the $a_1(1260)$ resonance. The future experimental observations could test of model calculations and would provide vary valuable information on the relevance of the $\rho\pi$ component in the $a_1(1260)$ wave function.

PACS numbers:

I. INTRODUCTION

In the naive quark model, mesons are composed of a quark-antiquark pair. This picture works extremely well for most of the known mesons [1]. However, there are a growing set of experimental observations of resonance-like structures, which cannot be explained by the quark-antiquark model [1–3]. Even among the seemingly well-established and understood mesons, some of them may be more complicated than originally thought [4, 5]. One such example is the lowest-lying axial-vector mesons. The $a_1(1260)$ is a ground state of axial-vector resonance with quantum numbers $I^G(J^{PC}) = 1^-(1^{++})$. However, it was found that the $a_1(1260)$ could be dynamically generated from the interactions of $K^*\bar{K}$ and $\rho\pi$ channels and the couplings of the $a_1(1260)$ to these channels can be also obtained at the same time [6]. Based on these results, the radiative decay of $a_1(1260)$ meson was studied in Refs. [7, 8], where the theoretical calculations agree with the experimental values within uncertainties. In Ref. [9] the lattice result for the coupling constant of $a_1(1260)$ to the $\rho\pi$ channel is also close to the value obtained in Ref. [6]. Besides, the effects of the next-to-leading order chiral potential on the dynamically generated axial-vector mesons were studied in Ref. [10]. It was found that the inclusion of the higher-order kernel does not change the results obtained with the leading-order kernel in any significant way, which gives more supports to the dynamical picture of the $a_1(1260)$ state [6, 10, 11].

On the other hand, it is suggested that the $a_1(1260)$ resonance is a candidate of the chiral partner of the ρ meson [12–14] described as a $q\bar{q}$ state. The nature of $a_1(1260)$ has been studied by calculating physical observables such as the τ decay spectrum into three

pions [15–18] or the multipions decays of light vector mesons [19, 20]. Recently, the production of $a_1(1260)$ resonance in the reaction of $\pi^-p \rightarrow a_1^-(1260)p$ within an effective Lagrangian approach was studied in Ref. [21] based on the results obtained in chiral unitary approach. Furthermore, a general method was developed in Ref. [22] to analyze the mixing structure of hadrons consisting of two components of quark and hadronic composites, and the nature of the $a_1(1260)$ was explored with the method [22], where it was found that the $a_1(1260)$ resonance has comparable amounts of the elementary component $q\bar{q}$ to the $\rho\pi$. In Ref. [23], the N_c behavior of $a_1(1260)$ was studied using the unitarized chiral approach, and it was found that the main component of $a_1(1260)$ is not $q\bar{q}$. A probabilistic interpretation of the compositeness at the pole of a resonance was been derived in Ref. [24], where it was obtained that, for $a_1(1260)$, the compositeness and elementariness are similar. Furthermore, the $a_1(1260)$ can also appear as a gauge boson of the hidden local symmetry [25, 26], which is recently reconciled with the five-dimensional gauge field of the holographic QCD [27, 28]. Yet, the nature of the $a_1(1260)$ state is still not well understood. The only way to understand its nature is to examine it from all possible perspectives, both experimentally and theoretically.

On the experimental side, for the $a_1(1260)$ resonance, the experimental width $\Gamma_{a_1(1260)} = (250 - 600)$ MeV assigned by the Particle Data Group (PDG) [1] has large uncertainty. While most experiments and phenomenological extractions agree on the mass of the $a_1(1260)$ leading to a PDG value of $M_{a_1(1260)} = 1230 \pm 40$ MeV, which is more precisely than its width. A new COMPASS measurement in Ref. [29] provides a much smaller uncertainty of the width $\Gamma_{a_1(1260)} = 367 \pm 9_{-25}^{+28}$ MeV and mass $M_{a_1(1260)} = 1255 \pm 6_{-17}^{+7}$ MeV. Therefore, study of the total decay width and the decay behaviors of $a_1(1260)$ is important both on experimental and theoretical sides, and can also provide beneficial information about the in-

*Electronic address: xiejujun@impcas.ac.cn

ternal structure of it.

The best knowledge about $a_1(1260)$ resonance decay channels and branching ratio comes from hadronic τ decay measurements [30–32], while the $\rho\pi$ decay mode in the three-pion decays, which the dominant decay channel of $a_1(1260)$, is the most important one [1, 33, 34]. In this work, we study the three-pion decays of the $a_1(1260)$ by considering only the dominant $a_1(1260) \rightarrow \rho\pi$ intermediate process and, in this calculation, we take the coupling constant of $a_1(1260)$ to $\rho\pi$ channel in S -wave as that was obtained in Ref. [6]. In this respect, our calculations are based on the dynamical picture of the $a_1(1260)$ which is a dynamically generated state from the interactions of $\bar{K}K^*$ and $\rho\pi$ coupled channels. We calculate the energy dependence of the partial decay width of $\Gamma_{a_1(1260) \rightarrow 3\pi}$ as a function of the mass of $a_1(1260)$, which could be tested by future experiments when the precise measurements for the mass and width of the $a_1(1260)$ resonance were done.

This article is organized as follows. In Sec. II, formalism and ingredients used in the calculation are given. In Sec. III, the results are presented and discussed. Finally, a short summary is given in the last section.

II. FORMALISM AND INGREDIENTS

We study the decay of $a_1(1260) \rightarrow 3\pi$ with the assumption that the $a_1(1260)$ is dynamically generated from the interactions of $\rho\pi$ and $\bar{K}K^*$ in coupled channel, thus this decay can proceed via $a_1(1260) \rightarrow \rho\pi \rightarrow 3\pi$ as shown in Fig. 1, where we take the $a_1^+(1260) \rightarrow \pi^+\pi^+\pi^-$ and $\pi^+\pi^0\pi^0$ into account. It is easy to know that the two diagrams in Fig. 1 give the same contributions to the $a_1(1260) \rightarrow 3\pi$ decay. Hence, we consider only the Fig. 1 in the following calculation and we multiply by a factor two to the final result.

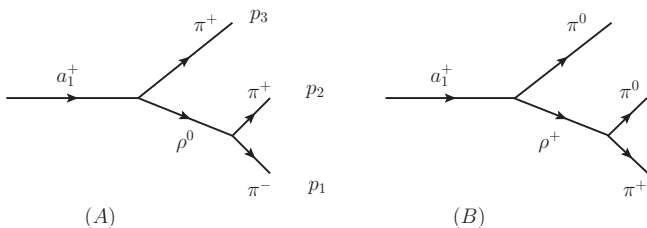


FIG. 1: The dominant diagrams for the decay of $a_1(1260) \rightarrow 3\pi$. (A): $a_1^+(1260) \rightarrow \pi^+\pi^+\pi^-$ and (B): $a_1^+(1260) \rightarrow \pi^+\pi^0\pi^0$.

A. Decay amplitude at tree level

In order to evaluate the partial decay width of $a_1(1260) \rightarrow 3\pi$, we need the decay amplitudes of the tree level diagrams shown in Fig. 1, where the process is described as the $a_1(1260)$ decaying to $\rho\pi$ and then the ρ

decaying into $\pi\pi$. As mentioned above, $a_1(1260)$ results as dynamically generated from the interactions of the $\rho\pi$ and $\bar{K}K^*$ in coupled channels. We can write the $a_1^+\rho^0\pi^+$ vertex as

$$-it_1 = -i\frac{g_{a_1\rho\pi}}{\sqrt{2}}\varepsilon_{a_1}^\mu\varepsilon_\mu, \quad (1)$$

where $\varepsilon_{a_1}^\mu$ is the polarization vector of $a_1(1260)$ and ε^μ the polarization vector of the ρ . The $g_{a_1\rho\pi}$ is the coupling of the $a_1(1260)$ to the $\rho\pi$ channel and can be obtained from the residue in the pole of the scattering amplitude in $I = 1$. We take $g_{a_1\rho\pi} = (-3795 + i2330)$ and $g_{a_1\bar{K}K^*} = (1872 - i1468)$ MeV as obtained in Ref. [6]. We can see that the $a_1(1260)$ has large coupling to $\rho\pi$ channel comparing to the $\bar{K}K^*$ channel.

To compute the decay amplitude, we also need the structure of the $\rho\pi\pi$ vertices which can be evaluated by means of hidden gauge symmetry Lagrangian describing the vector-pseudoscalar-pseudoscalar (VPP) interaction [25, 35–37], given by

$$\mathcal{L}_{VPP} = -ig \langle V^\mu [P, \partial_\mu P] \rangle, \quad (2)$$

where the symbol $\langle \rangle$ stands for the trace in $SU(3)$ and $g = \frac{m_V}{2f}$, with $m_V = m_\rho$ and $f = 93$ MeV the pion decay constant. The matrices P and V contain the nonet of the pseudoscalar mesons and the one of the vectors respectively.

From the Lagrangian of Eq. (2), the vertex of $\rho^0\pi^+\pi^-$ can be written as ¹

$$-it_2 = -ig\sqrt{2}(p_1 - p_2)_\mu\varepsilon^\mu, \quad (3)$$

where p_1 and p_2 are the momenta of π^- and π^+ mesons, respectively.

We can now straightforwardly construct the decay amplitude for $a_1^+(1260) \rightarrow \pi^+\pi^+\pi^-$ decay corresponding to the tree diagram shown in Fig. 1 (A):

$$t_{\text{tree}} = -g_{a_1\rho\pi}g \left(\frac{F_{\rho\pi\pi}(q_1^2)(p_1 - p_2)_\mu}{q_1^2 - m_\rho^2 + im_\rho\Gamma_\rho(q_1^2)} + \frac{F_{\rho\pi\pi}(q_2^2)(p_1 - p_3)_\mu}{q_2^2 - m_\rho^2 + im_\rho\Gamma_\rho(q_2^2)} \right) \varepsilon_{a_1}^\mu, \quad (4)$$

$$= g_{a_1\rho\pi}g \left(\frac{F_{\rho\pi\pi}(q_1^2)(\vec{p}_1 - \vec{p}_2)}{q_1^2 - m_\rho^2 + im_\rho\Gamma_\rho(q_1^2)} + \frac{F_{\rho\pi\pi}(q_2^2)(\vec{p}_1 - \vec{p}_3)}{q_2^2 - m_\rho^2 + im_\rho\Gamma_\rho(q_2^2)} \right) \cdot \vec{\varepsilon}_{a_1}, \quad (5)$$

where the two terms stand for the contributions with the ρ^0 in the $\pi_1^-\pi_2^+$ and in the $\pi_1^-\pi_3^+$ subsystem, and $q_1 = p_1 + p_2$ and $q_2 = p_1 + p_3$.

¹ Note that $\sqrt{2}g$ from the local hidden gauge approach is 5.89, while the equivalent quantity $g_{\rho\pi\pi}$ used in Ref. [38] is 6.05. They differ in 2.5%.

We take the energy dependent decay width of Γ_ρ . Because the dominant decay channel of ρ is $\pi\pi$, we take

$$\Gamma_\rho(M_{\text{inv}}^2) = \Gamma_{\text{on}} \left(\frac{q_{\text{off}}}{q_{\text{on}}} \right)^3 \frac{m_\rho}{M_{\text{inv}}}, \quad (6)$$

with $\Gamma_{\text{on}} = 149.1$ MeV, and

$$q_{\text{on}} = \frac{\sqrt{m_\rho^2 - 4m_\pi^2}}{2}, \quad (7)$$

$$q_{\text{off}} = \frac{\sqrt{M_{\text{inv}}^2 - 4m_\pi^2}}{2}, \quad (8)$$

with $M_{\text{inv}}^2 = M_{12}^2 = q_1^2$ or q_2^2 the invariant mass square of the $\pi^+\pi^-$ system corresponding the two terms shown in Eq. (5). We take $m_\rho = 775.26$ MeV in this work.

It is worthy to mention that the parametrization of the width of the ρ meson shown in Eq. (6) is common and it is meant to take into account the phase space of each decay mode as a function of the energy [39–41]. In the present work we take explicitly the phase space for the P -wave decay of the ρ into two pions.

Besides, in Eq. (5), $F_{\rho\pi\pi}$ is the form factor of ρ^0 . In our present calculation we adopt the following form as used in previous works [41–45]

$$F_{\rho\pi\pi}(M_{\text{inv}}^2) = \frac{\Lambda_\rho^4}{\Lambda_\rho^4 + (M_{\text{inv}}^2 - m_\rho^2)^2}, \quad (9)$$

where Λ_ρ is the cutoff parameter of ρ^0 .

B. Decay amplitude for the triangular loop

In addition to the tree level diagrams shown in Fig. 1, we study also the contributions of $\pi\pi \rightarrow \pi\pi$ and $K\bar{K} \rightarrow \pi\pi$ final state interaction (FSI). For this purpose, we use the triangular mechanism contained in the diagrams shown in Fig. 2, consisting in the rescattering of the $\pi\pi$ and $K\bar{K}$ pairs. The rescattering of $\pi\pi$ and $K\bar{K}$ in coupled channels dynamically generates the $f_0(500)$ and $f_0(980)$ resonances.

We can write explicitly the decay amplitudes for the triangular diagrams shown in Fig. 2 as (see also Ref. [46], where more details can be found)

$$t_{\text{FSI}}^{A+B} = g_{a_1\rho\pi}g [(2I_1 + I_2)t_{\pi\pi \rightarrow \pi\pi} \vec{p}_2 \cdot \vec{\varepsilon}_{a_1} + (2I_1 + I_2)t_{\pi\pi \rightarrow \pi\pi} \vec{p}_3 \cdot \vec{\varepsilon}_{a_1}], \quad (10)$$

$$t_{\text{FSI}}^{C+D} = -\frac{g_{a_1\bar{K}K}g}{\sqrt{2}} [(2I'_1 + I'_2)t_{K\bar{K} \rightarrow \pi\pi} \vec{p}_2 \cdot \vec{\varepsilon}_{a_1} + (2I'_1 + I'_2)t_{K\bar{K} \rightarrow \pi\pi} \vec{p}_3 \cdot \vec{\varepsilon}_{a_1}], \quad (11)$$

with

$$t_{\pi\pi \rightarrow \pi\pi} = \sqrt{2}t_{\pi^0\pi^0 \rightarrow \pi^+\pi^-} + t_{\pi^+\pi^- \rightarrow \pi^+\pi^-}, \quad (12)$$

$$t_{K\bar{K} \rightarrow \pi\pi} = t_{K^0\bar{K}^0 \rightarrow \pi^+\pi^-} + t_{K^+K^- \rightarrow \pi^+\pi^-}, \quad (13)$$

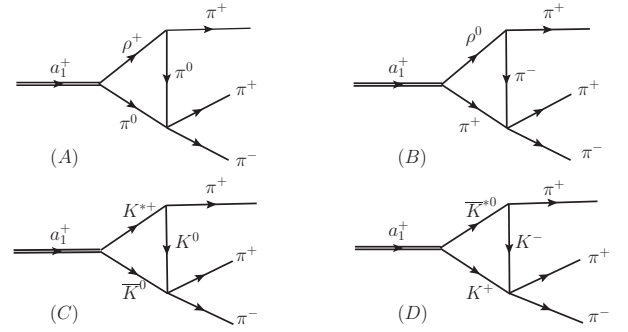


FIG. 2: Triangular loop contributions to the $a_1^+(1260) \rightarrow \pi^+\pi^-\pi^+$ decay.

where $t_{\pi^0\pi^0 \rightarrow \pi^+\pi^-}$, $t_{\pi^+\pi^- \rightarrow \pi^+\pi^-}$, $t_{K^0\bar{K}^0 \rightarrow \pi^+\pi^-}$, and $t_{K^+K^- \rightarrow \pi^+\pi^-}$ are the meson-meson scattering amplitudes obtained in the chiral unitary approach in Ref. [47], which depend on the invariant mass of $\pi^+\pi^-$. The $t_{\pi\pi \rightarrow \pi\pi}$ and $t_{K\bar{K} \rightarrow \pi\pi}$ in the first and second terms in Eqs. (10) and (11) depend on q_2^2 and q_1^2 , respectively. In addition, in Eq. (10) the quantities I_1 and I_2 are given by

$$I_1 = - \int \frac{d^3q}{(2\pi)^3} \frac{1}{8\omega(q)\omega'(q)\omega^*(q)} \frac{1}{k^0 - \omega'(q) - \omega^*(q) + i\epsilon} \frac{1}{P^0 - \omega^*(q) - \omega(q) + i\epsilon} \frac{1}{2P^0\omega(q) + 2k^0\omega'(q) - 2(\omega(q) + \omega'(q))(\omega(q) + \omega'(q) + \omega^*(q))} \times \frac{1}{(P^0 - \omega(q) - \omega'(q) - k^0 + i\epsilon)(P^0 + \omega(q) + \omega'(q) - k^0 - i\epsilon)}, \quad (14)$$

$$I_2 = - \int \frac{d^3q}{(2\pi)^3} \frac{\vec{k} \cdot \vec{q}/|\vec{k}|^2}{8\omega(q)\omega'(q)\omega^*(q)} \frac{1}{k^0 - \omega'(q) - \omega^*(q) + i\epsilon} \frac{1}{P^0 - \omega^*(q) - \omega(q) + i\epsilon} \frac{1}{2P^0\omega(q) + 2k^0\omega'(q) - 2(\omega(q) + \omega'(q))(\omega(q) + \omega'(q) + \omega^*(q))} \times \frac{1}{(P^0 - \omega(q) - \omega'(q) - k^0 + i\epsilon)(P^0 + \omega(q) + \omega'(q) - k^0 - i\epsilon)}, \quad (15)$$

with $k = p_2$ for the first term and $k = p_3$ for the second term in Eq. (10). While $\omega(q) = \sqrt{\vec{q}^2 + m_\pi^2}$,

$\omega'(q) = \sqrt{(\vec{q} + \vec{k})^2 + m_\pi^2}$, and $\omega^*(q) = \sqrt{\vec{q}^2 + m_\rho^2}$ are the energies of the π^0 (π^+) and π^0 (π^-), and ρ meson in the triangular loop, respectively. A more detailed derivation can be found in Refs. [48, 49]. Furthermore, I'_1 and I'_2 can easily be obtained just applying the substitution to I_1 and I_2 with $m_\pi \rightarrow m_K$ and $m_\rho \rightarrow m_{K^*}$.

It is worth mentioning that after performing the integrations, the I_1 and I_2 integrals in the above equations depend only on the modulus of the momentum of one of the outgoing π^+ , which can be easily related to the invariant mass of the $\pi^+\pi^-$ system via $M_{\pi^+\pi^-}^2 = M_{a_1}^2 + m_\pi^2 - 2M_{a_1}\sqrt{|\vec{p}_2|^2 + m_\pi^2}$ and $M_{\pi^+\pi^-}^2 = M_{a_1}^2 + m_\pi^2 - 2M_{a_1}\sqrt{|\vec{p}_3|^2 + m_\pi^2}$ for the first and second terms in Eqs. (10) and (11), respectively. The d^3q integrations are done with a cutoff $q_{\max} = 630$ MeV.

III. NUMERICAL RESULTS AND DISCUSSION

With the decay amplitudes obtained above, we can easily get the total decay width of $a_1(1260) \rightarrow 3\pi$ which is

$$d\Gamma = \frac{1}{192\pi^3 M_{a_1}^2} \sum |t|^2 p_1^* p_3 dM_{12} d\cos\theta^*, \quad (16)$$

where $t = t_{\text{tree}} + t_{\text{FSI}}^{A+B} + t_{\text{FSI}}^{C+D}$ is the total decay amplitude for the decay of $a_1^+(1260) \rightarrow \pi^+\pi^+\pi^-$. The p_3 and p_1^* are the three-momenta of the outgoing π_3^+ (π_2^+) meson in the $a_1^+(1260)$ rest frame and the outgoing π^- meson in the center of mass frame of the final $\pi_1^- \pi_2^+$ ($\pi_1^- \pi_3^+$) system, respectively. They are given by

$$p_3 = \frac{\lambda^{1/2}(M_{a_1}^2, M_{12}^2, m_\pi^2)}{2M_{a_1}}, \quad (17)$$

$$p_1^* = \frac{\lambda^{1/2}(M_{12}^2, m_\pi^2, m_\pi^2)}{2M_{12}}, \quad (18)$$

where $\lambda(x, y, z)$ is the Kahlen or triangle function. We take $m_\pi = 139.57$ MeV in this calculation.

For $\sum |t|^2$, the sum over polarizations can be easily done thanks to

$$\sum \varepsilon_{a_1}^\mu \varepsilon_{a_1}^{\nu*} = -g^{\mu\nu} + \frac{q^\mu q^\nu}{M_{a_1}^2}, \quad (19)$$

with q the four-momentum of the $a_1(1260)$. Here we give explicitly the results for the tree diagrams, as an example,

$$\begin{aligned} \sum |t_{\text{tree}}|^2 = & g_{a_1\rho\pi}^2 g^2 \left(\frac{(E_1 - E_2)^2 - (p_1 - p_2)^2}{D_1} \right. \\ & + \frac{(E_3 - E_2)^2 - (p_3 - p_2)^2}{D_2} + \\ & \left. \frac{(E_1 - E_2)(E_3 - E_2) - (p_1 - p_2) \cdot (p_3 - p_2)}{D_3} \right), \quad (20) \end{aligned}$$

with

$$D_1 = (q_1^2 - m_\rho^2)^2 + [m_\rho \Gamma_\rho(q_1^2)]^2, \quad (21)$$

$$D_2 = (q_2^2 - m_\rho^2)^2 + [m_\rho \Gamma_\rho(q_2^2)]^2, \quad (22)$$

$$D_3 = \frac{1}{2} \frac{D_1 D_2}{(q_1^2 - m_\rho^2)(q_2^2 - m_\rho^2) + m_\rho^2 \Gamma_\rho(q_1^2) \Gamma_\rho(q_2^2)}, \quad (23)$$

and

$$E_3 = \frac{M_{a_1}^2 + m_\pi^2 - M_{12}^2}{2M_{a_1}}, \quad (24)$$

$$E_1 = \frac{M_{a_1} - E_3}{2} - \frac{p_3 p_1^* \cos\theta^*}{M_{12}}, \quad (25)$$

$$E_2 = \frac{M_{a_1} - E_3}{2} + \frac{p_3 p_1^* \cos\theta^*}{M_{12}}, \quad (26)$$

$$(p_1 - p_2)^2 = 4m_\pi^2 - M_{12}^2, \quad (27)$$

$$(p_3 - p_2)^2 = 3m_\pi^2 - M_{a_1} E_3 - \frac{2M_{a_1} p_3 p_1^* \cos\theta^*}{M_{12}}, \quad (28)$$

$$(p_1 - p_2) \cdot (p_3 - p_2) = \frac{M_{a_1}^2 + m_\pi^2}{2} - 2M_{a_1} E_2. \quad (29)$$

The range of M_{12} is

$$\begin{aligned} M_{12}^{\max} &= M_{a_1} - m_\pi, \\ M_{12}^{\min} &= 2m_\pi. \end{aligned}$$

With all the ingredients obtained above, one can easily get the total decay width of $a_1(1260) \rightarrow 3\pi$ by performing the integration of M_{12} and $\cos\theta^*$. The results for Γ as a function of Λ_ρ is shown in Fig. 3 with $M_{a_1} = 1230$ MeV. From Fig. 3 one can see that the results for Γ are not sensitive to the value of Λ_ρ , therefore, we fix $\Lambda_\rho = 1500$ MeV in the next calculations.

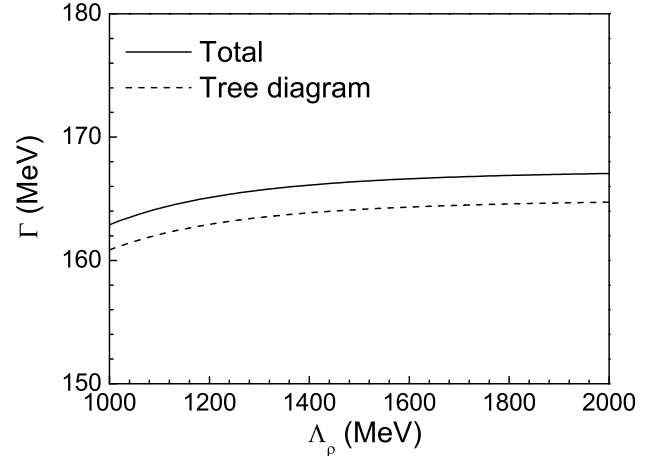


FIG. 3: The total decay width of $a_1(1260) \rightarrow 3\pi$ as a function of the cutoff parameter Λ_ρ .

However, since $a_1(1260)$ has large total decay width which should be taken into account. For this purpose we

replace the $d\Gamma$ in Eq. (16) by $d\tilde{\Gamma}$:

$$d\tilde{\Gamma} = \int_{(M_{a_1} - 2\Gamma_{a_1})^2}^{(M_{a_1} + 2\Gamma_{a_1})^2} d\Gamma dm^2 S(m^2), \quad (30)$$

where the spectral function $S(m^2)$ is defined as

$$S(m^2) = -\frac{1}{\pi} \text{Im} \left(\frac{1}{m^2 - M_{a_1}^2 + iM_{a_1}\Gamma_{a_1}} \right). \quad (31)$$

In Fig. 4, we show the numerical results for $\pi^+\pi^-$ invariant mass distributions. We compare also our theoretical calculations with the experimental results of Ref. [50] measured in the decay of $\tau \rightarrow \pi^-\pi^-\pi^+\nu_\tau$. In Fig. 4 we see that the tree level alone can describe well the experimental data around the ρ peak. This is attributed to the effect of the ρ^0 off shell propagator. The implementation of the contributions of the triangle loop diagrams is responsible for the enhancement of the invariant mass distribution at the lower invariant masses, where the $f_0(500)$ resonance appears. There is also a small peak around the $K\bar{K}$ mass threshold, where the $f_0(980)$ resonance appears.

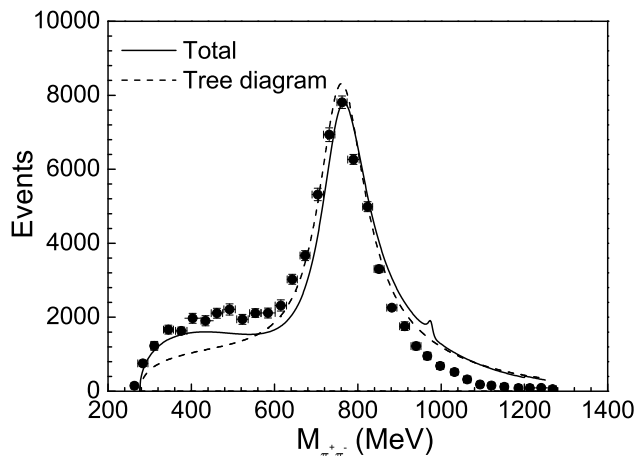


FIG. 4: The $\pi^+\pi^-$ invariant mass distribution for $a_1(1260) \rightarrow 3\pi$ as a function of the invariant mass of the $\pi^+\pi^-$ system. The experimental data are taken from Ref. [50].

The numerical results in Fig. 4 show how the most drastic change in the line shape of the the invariant $\pi^+\pi^-$ mass distribution is caused by the tree diagram alone in Fig. 1 and, as mentioned before, this is tied to the ρ^0 contribution, which appears at tree level because of the large coupling of $a_1(1260)$ to $\rho\pi$ channel obtained in the chiral unitary approach [6].

Next, we calculate the total decay width of $a_1^+(1260) \rightarrow \pi^+\pi^+\pi^-$ as a function of the mass of $a_1(1260)$. The numerical result is shown in Fig. 5. The width rises rapidly with increasing M_{a_1} in the mass

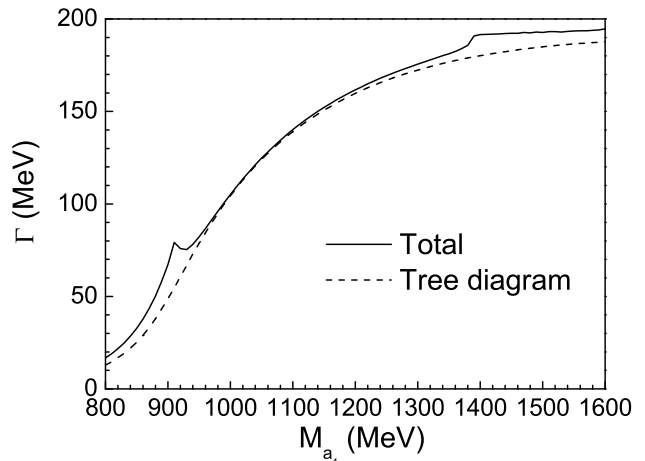


FIG. 5: The total decay width of $a_1(1260) \rightarrow 3\pi$ as a function of M_{a_1} .

range $M_{a_1} < 1300$ MeV, while it goes to flat when $M_{a_1} > 1400$ MeV. Besides, we get $\Gamma = 166$ MeV at $M_{a_1} = 1230$ MeV. There is still no precise measurement about the $a_1^+(1260) \rightarrow \pi^+\pi^+\pi^-$ decay, we cannot compare our result with experiment. Note that the width $\Gamma_{a_1} \equiv \Gamma_{a_1^0 \rightarrow \pi^+\pi^-\pi^0}$ was studied in Ref. [19], and $\Gamma_{a_1} = 860$ MeV was obtained at $M_{a_1} = 1230$ MeV. One can see that the theoretical result in Ref. [19] is much different with us. On the other hand, there are two peaks in the solid curve in Fig. 5, which are attributed to the effect of the $\pi\pi \rightarrow \pi\pi$ and $K\bar{K} \rightarrow \pi\pi$ final state interactions. We hope that the future experiments could test the model calculations.

So far we have assumed that the $a_1(1260)$ resonance is fully made from $\rho\pi$ and $\bar{K}K^*$ interaction. The pole position ($M_{a_1}^{\text{pole}} - i\Gamma_{a_1}^{\text{pole}}/2$) is identified from the zero of the denominator of the scattering amplitudes in the complex plane, and the effective couplings $g_{a_1\rho\pi}$ and $g_{a_1\bar{K}K^*}$ are calculated from the residues of the scattering amplitudes at the complex pole. We know that the $a_1(1260)$ Breit-Wigner parameters, M_{a_1} and Γ_{a_1} , deviate from its pole parameters by a large amount and are reaction dependent [1]. On the other hand, we have no information on how the effective couplings obtained at the pole position change with varying M_{a_1} , and therefore, we cannot include the uncertainties of these effective couplings without making further assumptions. Besides, there are hints that the $a_1(1260)$ resonance could have also other components as mention above, thus, there should be also contribution from $a_1(1260) \rightarrow f_0(500)\pi \rightarrow 3\pi$ [1] in the tree level. However, the information about this contribution is very scarce. We will leave such studies to a future work.

IV. SUMMARY

In this work, we evaluate the partial decay width of the $a_1^+(1260) \rightarrow \pi^+\pi^+\pi^-$ with the assumption that the $a_1(1260)$ is dynamically generated from the coupled channel $\rho\pi$ and $\bar{K}K^*$ interactions. The dominant tree level diagrams that proceed via $a_1^+(1260) \rightarrow \rho^0\pi^+ \rightarrow \pi^+\pi^+\pi^-$ are considered. Besides, we also take into account the final state interactions of $\pi\pi \rightarrow \pi\pi$ and $K\bar{K} \rightarrow \pi\pi$. It is found that the contributions from $\pi\pi \rightarrow \pi\pi$ and $K\bar{K} \rightarrow \pi\pi$ are small compare to the tree level diagram, but they change the $\pi^+\pi^-$ invariant mass distributions of the $a_1(1260) \rightarrow 3\pi$ decay.

The results that we obtained for the $\pi^+\pi^-$ invariant mass distributions are in a fair agreement with the experimental measurements for the $\tau \rightarrow \pi^-\pi^-\pi^+\nu_\tau$ decay. This provides new support for the molecular picture of

$a_1(1260)$. Furthermore, we calculate also the total decay width as a function of the mass of $a_1(1260)$, it is found that our result is different with other model calculations. Thus, we hope that the further experimental observations of the $\pi^+\pi^-$ and $\pi^+\pi^+\pi^-$ mass distributions would then test these model calculations and provide vary valuable information on the relevance of the $\rho\pi$ component in the $a_1(1260)$ wave function.

Acknowledgments

This work is partly supported by the National Natural Science Foundation of China under Grant Nos. 11475227 and 11735003. It is also supported by the Youth Innovation Promotion Association CAS (No. 2016367).

-
- [1] C. Patrignani *et al.* [Particle Data Group], *Chin. Phys. C* **40**, 100001 (2016).
- [2] E. Klempt and A. Zaitsev, *Phys. Rept.* **454**, 1 (2007).
- [3] N. Brambilla *et al.*, *Eur. Phys. J. C* **74**, 2981 (2014).
- [4] V. Baru, J. Haidenbauer, C. Hanhart, Y. Kalashnikova and A. E. Kudryavtsev, *Phys. Lett. B* **586**, 53 (2004).
- [5] T. Hyodo, D. Jido and A. Hosaka, *Phys. Rev. C* **78**, 025203 (2008).
- [6] L. Roca, E. Oset and J. Singh, *Phys. Rev. D* **72**, 014002 (2005).
- [7] L. Roca, A. Hosaka and E. Oset, *Phys. Lett. B* **658**, 17 (2007).
- [8] H. Nagahiro, L. Roca, A. Hosaka and E. Oset, *Phys. Rev. D* **79**, 014015 (2009).
- [9] C. B. Lang, L. Leskovec, D. Mohler and S. Prelovsek, *JHEP* **1404**, 162 (2014).
- [10] Y. Zhou, X. L. Ren, H. X. Chen and L. S. Geng, *Phys. Rev. D* **90**, 014020 (2014).
- [11] M. F. M. Lutz and E. E. Kolomeitsev, *Nucl. Phys. A* **730**, 392 (2004).
- [12] S. Weinberg, *Phys. Rev. Lett.* **18**, 507 (1967).
- [13] C. W. Bernard, A. Duncan, J. LoSecco and S. Weinberg, *Phys. Rev. D* **12**, 792 (1975).
- [14] G. Ecker, J. Gasser, A. Pich and E. de Rafael, *Nucl. Phys. B* **321**, 311 (1989).
- [15] D. Gomez Dumm, A. Pich and J. Portoles, *Phys. Rev. D* **69**, 073002 (2004).
- [16] M. Wagner and S. Leupold, *Phys. Rev. D* **78**, 053001 (2008).
- [17] D. G. Dumm, P. Roig, A. Pich and J. Portoles, *Phys. Lett. B* **685**, 158 (2010).
- [18] I. M. Nugent, T. Przedzinski, P. Roig, O. Shekhovtsova and Z. Was, *Phys. Rev. D* **88**, 093012 (2013).
- [19] N. N. Achasov and A. A. Kozhevnikov, *Phys. Rev. D* **71**, 034015 (2005).
- [20] P. Lichard and J. Juran, *Phys. Rev. D* **76**, 094030 (2007).
- [21] C. Cheng, J. J. Xie and X. Cao, *Commun. Theor. Phys.* **66**, 675 (2016).
- [22] H. Nagahiro, K. Nawa, S. Ozaki, D. Jido and A. Hosaka, *Phys. Rev. D* **83**, 111504 (2011).
- [23] L. S. Geng, E. Oset, J. R. Pelaez and L. Roca, *Eur. Phys. J. A* **39**, 81 (2009).
- [24] Z. H. Guo and J. A. Oller, *Phys. Rev. D* **93**, 096001 (2016).
- [25] M. Bando, T. Kugo and K. Yamawaki, *Phys. Rept.* **164**, 217 (1988).
- [26] N. Kaiser and U. G. Meissner, *Nucl. Phys. A* **519**, 671 (1990).
- [27] T. Sakai and S. Sugimoto, *Prog. Theor. Phys.* **113**, 843 (2005).
- [28] T. Sakai and S. Sugimoto, *Prog. Theor. Phys.* **114**, 1083 (2005).
- [29] M. Alekseev *et al.* [COMPASS Collaboration], *Phys. Rev. Lett.* **104**, 241803 (2010).
- [30] D. M. Asner *et al.* [CLEO Collaboration], *Phys. Rev. D* **61**, 012002 (2000).
- [31] R. A. Briere *et al.* [CLEO Collaboration], *Phys. Rev. Lett.* **90**, 181802 (2003).
- [32] T. E. Coan *et al.* [CLEO Collaboration], *Phys. Rev. Lett.* **92**, 232001 (2004).
- [33] R. R. Akhmetshin *et al.* [CMD-2 Collaboration], *Phys. Lett. B* **466**, 392 (1999).
- [34] P. Salvini *et al.* [OBELIX Collaboration], *Eur. Phys. J. C* **35**, 21 (2004).
- [35] M. Bando, T. Kugo, S. Uehara, K. Yamawaki and T. Yanagida, *Phys. Rev. Lett.* **54**, 1215 (1985).
- [36] U. G. Meißner, *Phys. Rept.* **161**, 213 (1988).
- [37] M. Harada and K. Yamawaki, *Phys. Rept.* **381**, 1 (2003).
- [38] J. J. Xie, C. Wilkin and B. S. Zou, *Phys. Rev. C* **77**, 058202 (2008).
- [39] H. C. Chiang, E. Oset and L. C. Liu, *Phys. Rev. C* **44**, 738 (1991).
- [40] C. Hanhart, Y. S. Kalashnikova and A. V. Nefediev, *Phys. Rev. D* **81**, 094028 (2010).
- [41] J. J. Xie, B. S. Zou and H. C. Chiang, *Phys. Rev. C* **77**, 015206 (2008).
- [42] K. Tsushima, A. Sibirtsev and A. W. Thomas, *Phys. Rev. C* **62**, 064904 (2000).
- [43] A. M. Gasparyan, J. Haidenbauer, C. Hanhart and J. Speth, *Phys. Rev. C* **68**, 045207 (2003).
- [44] J. J. Xie and B. S. Zou, *Phys. Lett. B* **649**, 405 (2007).
- [45] J. J. Xie, *Phys. Rev. C* **92**, 065203 (2015).

- [46] F. Aceti, L. R. Dai and E. Oset, Phys. Rev. D **94**, 096015 (2016).
- [47] J. A. Oller and E. Oset, Nucl. Phys. A **620**, 438 (1997) Erratum: [Nucl. Phys. A **652**, 407 (1999)].
- [48] F. Aceti, J. M. Dias and E. Oset, Eur. Phys. J. A **51**, 48 (2015).
- [49] F. Aceti, J. J. Xie and E. Oset, Phys. Lett. B **750**, 609 (2015).
- [50] H. Albrecht *et al.* [ARGUS Collaboration], Z. Phys. C **58**, 61 (1993).