

A model of neutron star – white dwarf collision for fast radio bursts

Xiang Liu^{1,2★}

¹*Xinjiang Astronomical Observatory, Chinese Academy of Sciences, 150 Science 1-Street, 830011 Urumqi, China*

²*Key Laboratory of Radio Astronomy, Chinese Academy of Sciences, 210008 Nanjing, China*

Accepted XXX. Received YYY; in original form ZZZ

ABSTRACT

Fast radio bursts (FRBs) with unknown origin emit a huge luminosity (about 1 Jy at 1 GHz) in duration of milliseconds or less, at extragalactic distances estimated from their large dispersion measure (DM). We propose a neutron star (NS) and a white dwarf (WD) collision scenario as the progenitor of the FRBs, by considering with the burst duration equaling to the collision time and the radio luminosity proportional to the kinetic energy of the collision. The relations among the observed flux density, pulse width and the DM are derived from the model, and compared with the statistical results from the observed 28 FRBs. Although the sample is quite small, we tentatively find that the observed peak flux density is inverse-squared correlated with the DM excess which assumed to be dominating by the intergalactic medium (IGM), and it also implies a narrower distribution of intrinsic pulse widths than that of observed widths for the FRBs. Shorter burst is expected to be brighter in the model. The NS-WD collision scenario could explain only for the non-repeating FRBs, but if the remnant of the merger is a magnetized pulsar, which might be also capable to account for the repeating FRB.

Key words: pulsars: general – radio continuum: general – scattering

1 INTRODUCTION

The first fast radio burst (FRB) was found by Lorimer et al. (2007), now 31 FRBs have been discovered (Keane et al. 2012; Thornton et al. 2013; Burke-Spolaor & Bannister 2014; Spitler et al. 2014; Petroff et al. 2015; Ravi et al. 2015; Champion et al. 2016; Masui et al. 2015; Keane et al. 2016; Ravi et al. 2016; Petroff et al. 2017; Caleb et al. 2017; Bannister et al. 2017; Bhandari et al. 2017) and 29 FRBs catalogued¹ (Petroff et al. 2016). The FRBs have shown strong radio pulses of 1 Jy level in milliseconds of duration, with large dispersion measures (DM) well exceeding the Galactic DM which estimated with the models by Cordes & Lazio (2002) and Yao et al. (2017), suggesting an extragalactic origin of the FRBs. Only the FRB121102 has been found to show repeating radio pulses (Spitler et al. 2016; Scholz et al. 2016) and it has been localized to a low-metallicity, star-forming dwarf galaxy at $z=0.19$ (Tendulkar et al. 2017). Oth-

ers have not shown repeating, and no emission from other wavelengths is found, except radio (Scholz et al. 2017).

Such a short duration of millisecond implies a size of emission region not much larger than a neutron star (NS) magnetosphere. The luminosity of the FRBs can be as high as $\sim 10^{43} \text{ erg/s}$ or $\sim 10^{40} \text{ erg}$, if originated at cosmological distances. The brightness temperatures of the FRBs are estimated of $\sim 10^{35} \text{ K}$ (Lyutikov 2017), many orders of magnitude higher than the inverse-Compton limit ($\sim 10^{12} \text{ K}$), so the radio radiation must be from coherent mechanisms. The origin of the FRBs is currently unknown, with non-cataclysmic models suggesting giant flares from magnetars (Thornton et al. 2013; Pen & Connor 2015), and supergiant pulses from extragalactic neutron stars (Cordes & Wasserman 2016) as possible progenitors. The cataclysmic progenitor theories including neutron star mergers (Totani 2013) and “blitzars” occurring when a neutron star collapses to a black hole (Falcke & Rezzolla 2014). However, the NS-NS merger could not account for the FRBs, as too weak radio emission is expected, as seen in the first NS-NS collision event found in GW170817/GRB170817A (Abbott et al. 2017a,b,c).

★ E-mail: liux@xao.ac.cn

¹ <http://www.astronomy.swin.edu.au/pulsar/frbcatalog/>

Recent studies suggest that the coherent synchrotron mechanism is disfavored for the FRBs, that would produce required luminosity at too large frequencies (Ghisellini & Locatelli 2017). The coherent curvature radiation from bunches of particles emitting coherently is capable to account for the FRBs luminosity at GHz (Kumar et al. 2017; Ghisellini & Locatelli 2017), in which a magnetic field of $10^{14}G$ and electron density of $n_e \sim 10^{16-17}cm^{-3}$ in the NS is required (Kumar et al. 2017), or $B \geq 10^{13}G$ and $n_e \sim 10^{13-17}cm^{-3}$ (Ghisellini & Locatelli 2017), this implies that the emitting particles are in inner-magnetosphere not far from the surface of NS. Kumar et al. (2017) also considered the magnetic reconnection (MR) in the NS as the energy release for the FRBs, due to perhaps the movement of the NS crust (where the B-fields are anchored). The distortion of the B-field lines in the crust or magnetosphere builds up over a period of time, until it reaches a critical state and becomes unstable and field lines are reconfigured (Kumar et al. 2017), like the the energy release in solar flares. This model should be applicable to the FRBs that have multiple outbursts like FRB121102, but not to the non-repeating FRBs (Lu & Kumar 2017).

Thus, multiple giant pulses from young NSs, magnetars, and the magnetic reconnections in NS should be expected, which could explain for the repeating FRB121102, but not for the non-repeating FRBs. However, a monitoring of the ‘non-repeating’ FRBs would still be valuable to search for any repeating pulses from longer timescales.

A genuine non-repeating FRB is more likely originated from cataclysmic events, e.g. the collision of two compact objects. In this paper, we propose that the collision of a neutron star and a white dwarf (WD) could produce an FRB, for the short collision time and enormous electrons ejected from the WD into the magnetosphere of the NS in collision; we will investigate this scenario and compare with the statistical result of the FRBs in the following.

2 A NS-WD COLLISION SCENARIO FOR FRBS

2.1 The scenario description

When a neutron star collides with a white dwarf, the NS will merge into the WD quickly, because the size of the NS (with typical 1.4 solar mass and 10 km size) is much smaller than the WD (with typical 0.5 solar mass and the Earth size ~ 10000 km) and the density of the NS is $\sim 3 \times 10^9$ times the WD. When the NS impacting on the WD, an electromagnetic burst from the magnetosphere of the NS is expected from the coherent curvature radiation (Cordes & Wasserman 2016; Kumar et al. 2017; Ghisellini & Locatelli 2017), for a large amount of relativistic electrons from the surface of the WD ejected into the magnetosphere of the NS during collision. The burst energy should mainly come from the kinetic energy of the NS, converted to the relativistic electrons which ejected from the WD to the magnetosphere of the NS as well as an inflated plasma shell around the NS. The burst timescale is assumed to be the duration from the start of impact to the NS merged fully into the WD, equaling to the NS diameter D_{NS} divided by the average velocity \bar{V} of the NS relative to the WD during collision. For instance, if assuming $D_{NS} = 10$ km, and $\bar{V} = 3000$ km/s, then $D_{NS}/\bar{V} \sim 3.3$

milliseconds, close to the median duration of the FRBs. Detailed modeling and analysis with the observed properties of the FRBs are presented in next subsection.

The curvature radiation can be produced when charged particles stream moving along curved magnetic field lines, like in the magnetosphere of NS. Kumar et al. (2017) demonstrated that the isotropic equivalent luminosity of $10^{43}erg/s$, or the energy of $10^{40}erg$ for FRBs, in the observer frame, can be achieved by the sum of the coherent patches of curvature radiation in the magnetosphere of NS which contains electrons of $\sim 10^{16-17}cm^{-3}$ higher than the GJ density (Goldreich & Julian, 1969). Locatelli & Ghisellini (2017) and Ghisellini & Locatelli (2017) further investigated the absorption of the coherent curvature radiation (CCR) for different parameter space (e.g. for curvature radius $\rho = 10^{4-7}cm$, electron density $n_e = 10^{13-17}cm^{-3}$, Lorentz factor $\gamma = 10^{1-3}$ in both the monenergetic particle distribution and power law particle distribution, and suggested the strong radiation power peaked at GHz or higher and strong absorption below 100 MHz, and they also predicts an absent or very weak inverse Compton emission at high energies. This model can be applied to the magnetosphere of a NS which in colliding with a WD, as the high electron density required in the CCR for the FRBs can be efficiently added by the ejected electrons from the WD, and the B-field of NS is probably enhanced as well in the collision with the WD. And the burst energy can be from the kinetic collision energy.

As the electron cooling time is of $\sim 10^{-14}s$ in the CCR mechanism (Kumar et al. 2017; Ghisellini & Locatelli 2017), the FRBs therefore requires a continuous injection of energetic electrons in the milliseconds duration of FRBs. In the NS-WD collision model, the continuous injection of electrons from the WD into the magnetosphere of NS is possible during collision.

In the mean time, an electron-rich plasma may also be ejected and inflated into the outer-magnetosphere of the NS, with a lower electron density than that ejected into the inner magnetosphere of the NS. This plasma shell surrounding the NS may have a contribution to the DM of the FRBs.

The NS-WD collision model can be applicable to the non-repeating FRBs, with the burst duration equaling to the merging duration, and the energy tipped from the kinetic energy of the collision, and the CCR mechanism applied. Whereas, the repeated FRB121102 may be explained with the NS-WD binary model proposed by Gu et al. (2016) in which a NS-WD system is not yet merged but has mass transfer from the WD to the NS intermittently through the Roche lobe, leading to the accreted magnetized plasma and triggering magnetic reconnection near the NS surface. It is also proposed that a NS colliding with asteroids may be responsible for the repeating FRBs (Huang & Geng 2014; Dai et al. 2016).

It is not clear that if a tidal disruption of the WD by the NS is significant or not for our model, when the NS is close to the WD before collision, this is not investigated in this paper, but deserves for a research in future.

2.2 Model with statistical properties of FRBs

There are 29 FRBs in the catalog maintained by Petroff et al. (2016), as seen in Fig.1, they distribute nearly randomly in the Milky Way Galactic coordinates, and not concentrated

in the Galactic disk. The statistics of the 29 FRBs shows the observed pulse width from 0.35 to 26 ms, with median of 3.0 ms and mean of 5.13 ms; peak flux density from 0.22 to 128 Jy, with median of 0.7 Jy and mean of 9.05 Jy; DM from 176.4 to 2596.1 pc/cm^3 , with median of 779.0 pc/cm^3 and mean of 889.6 pc/cm^3 . The DM excess ($DM - DM_{Galaxy}$) ranges from 139.4 to 2583.1 pc/cm^3 , with median of 679.2 pc/cm^3 and mean of 796.2 pc/cm^3 . In the NS-WD collision model, we try to explain the statistical properties of the non-repeating FRBs as follows.

The NS-WD collision model assumes that the duration of FRB equals to the collision time, i.e., the time span from the start impact to the NS merged fully into the WD. Since the NS should be decelerated during the impacting, here we simply use a mean relative velocity \bar{V} of the NS relative to the WD in collision. For the NS diameter of D_{NS} , the emitted pulse width W_e in source frame, observed pulse width W_o of an FRB, we have $W_o = bW_e(1+z) = b(D_{NS}/\bar{V})(1+z)$, where b is the temporal broadening factor due to scattering by ionized ISM/IGM. We assume that the burst energy (L_e) is proportional to the mechanical kinetic energy of the NS impacting on the WD, i.e. $L_e = \varepsilon(0.5M_{NS}\bar{V}^2)$, where $\bar{V} = D_{NS}/W_e$, $\varepsilon < 1$ is an efficiency, and we know $L_e = 4\pi D_L^2 S_o^{iso} \nu_e W_e = 4\pi D_L^2 S_o^{iso} \nu_o W_o/b$, D_L is the luminosity distance, S_o^{iso} the ‘observed’ flux density from an isotropic source emission, ν_o is an observing frequency and $\nu_e = \nu_o/(1+z)$, z is the redshift. Such that we have:

$$S_o^{iso} = \frac{\varepsilon b^3 M_{NS} D_{NS}^2 (1+z)^2}{8\pi \nu_o D_L^2} W_o^{-3} \quad (1)$$

In this equation, the mass M_{NS} and diameter D_{NS} can be similar for different neutron stars, and the energy conversion efficiency ε is assumed as a constant in the model. The D_L can be quite different for individual FRBs at cosmological distances, which is reflected in the different DM excess (as a proxy distance) observed for the FRBs. The temporal broadening factor b may be quite different for the FRBs, if intergalactic scattering medium can be well approximated by density inhomogeneities. We are interested in the observed quantities, e.g., W_o , DM_{excess} , and the relations between them, there is an inverse power-law relation between the flux density and the width of FRBs in the equation (1).

To compare the relation with the statistical result of the FRBs catalogued by Petroff et al. (2016), the flux density and width of 28 FRBs are plotted in Fig.2, the repeated FRB 121102 is excluded because it may originate differently. In the log-log plot, the best linear fit gives a slope of -0.54 ± 0.29 , suggesting a negative power-law correlation between observed flux density and width of the FRBs, but not as steep as the equation (1) implied the slope of -3 as also shown in the plot. This difference could be due to the scattered data caused by several factors, e.g., 1) the D_L can be quite different for the 28 FRBs; 2) the temporal broadening b may be quite different for the FRBs; 3) the source might not emit isotropically, it could emit more in the magnetic polar region of NS and Doppler boosted as well, and the 28 FRBs may have quite different view angles with respect to their magnetic axis; 4) the sample is not large enough to do statistics properly.

With the equation (1), in principle we could estimate

the distance D_L for the FRBs, assuming a NS mass of 1.5 M_\odot and the NS diameter of 10.5 km (Özel & Freire 2016), with the observed S_o^{iso} , ν_o , W_o , the equation can be rewritten as:

$$D_L(pc) = [1.38 \times 10^{12} \frac{\varepsilon b^3 (1+z)^2}{S_o^{iso}(Jy) \nu_o(GHz) W_o^3(ms)}]^{1/2} \quad (2)$$

For the typical values of S_o^{iso} , ν_o , W_o in the 28 FRBs (e.g., 1 Jy at 1 GHz, 3 ms width), $\varepsilon < 1$ (the efficiency of the NS kinetic energy converted to radio emission), and assuming $b = 1$, the equation (2) gives distances of $< 0.5 Mpc$, which is too close to us for an extragalactic origin of the FRBs. This may suggest that the pulse broadening factor is larger than unity, if taking $b = 10$ (see Ravi 2017 for some estimates), the equation gives distances of $< 16 Mpc$. It is also possible that the FRBs are not isotropic emitters, an anisotropic factor as well as Doppler boost effect should be considered. Here we define an effective covering factor φ as the ratio of the solid angle of emission area over 4π in the magnetosphere of the NS colliding with a WD, as a measure of the anisotropy of the FRB emission. A mean Doppler factor δ is used for the sum of coherent emission patches responsible for the FRB. Then we have observed flux density $S_o = \delta^p S_o^{iso}/\varphi$, here α is the radio spectral index of FRBs defined as $S \propto \nu^\alpha$, and $p = 2 - \alpha$ for the continuous emission, and $p = 3 - \alpha$ for the discrete jet case. We can rewrite equation (1) and (2) for the anisotropic and continuous FRB emission, as:

$$S_o = \frac{\varepsilon b^3 \delta^{2-\alpha} M_{NS} D_{NS}^2 (1+z)^2}{8\pi \varphi \nu_o D_L^2} W_o^{-3} \quad (3)$$

$$D_L(pc) = [1.38 \times 10^{12} \frac{\varepsilon b^3 \delta^{2-\alpha} (1+z)^2}{\varphi S_o(Jy) \nu_o(GHz) W_o^3(ms)}]^{1/2} \quad (4)$$

In the anisotropic emission, the effective covering factor ($\varphi < 1$) and Doppler boost effect can enhance both the flux density and the distance in equation (3) and (4) compared with that in equation (1) and (2). For instance, for a Doppler factor $\delta = 5$, a covering factor $\varphi = 0.01$, and $\alpha = 0$ which often adopted for the FRBs (e.g., Bhandari et al. 2017), the equation (4) gives a distance of 50 times that from equation (2). Therefore, the distances estimated from the equation (4) could be reconciled with most of the observed FRBs at cosmological distances.

The measured DMs of FRBs are significantly greater than the Galactic DM_{Galaxy} along source sightlines, the DM_{Galaxy} is only $\sim 10\%$ of total DM for most of the FRBs, suggesting an extragalactic origin of the FRBs. The DM_{excess} can be contributed from intergalactic medium (DM_{IGM}) (Ioka 2003; Inoue et al. 2014), host galaxy (DM_{host}), and the source environment (DM_{source}), i.e. $DM_{excess} = DM_{IGM} + DM_{host} + DM_{source}$. If the DM_{IGM} dominates the DM_{excess} , we expect that the observed flux density is negatively correlated with the DM_{excess} , because the DM_{IGM} is proportional to the source distance. The equation (3) shows an inverse square relation and so that $S_o \propto D_L^{-2} \propto (DM_{excess})^{-2}$. It is roughly consistent with the statistical result, a power-law index of -1.88 ± 0.36 in the fit to the flux density and DM_{excess} of the 27 FRBs as shown in the log-log plot Fig.3. Note that the FRB010621 which

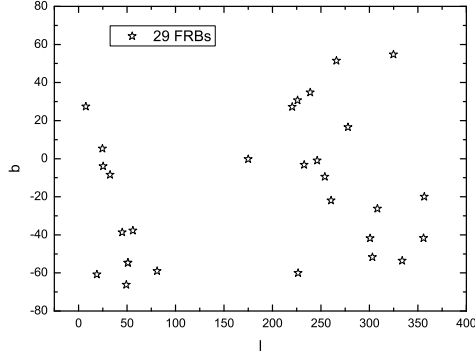


Figure 1. Galactic latitude vs. longitude (degrees) of the 29 FRBs from the FRBCAT.

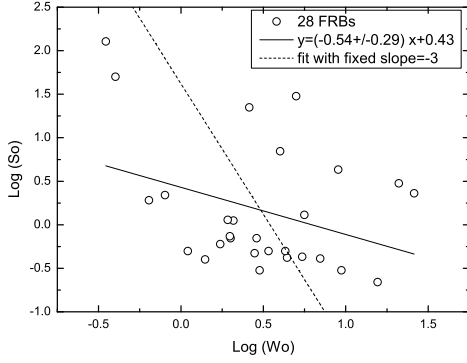


Figure 2. Log-log plot for the observed peak flux density (S_o [Jy]) and the observed pulse width (W_o [ms]) for 28 FRBs excluding the repeating FRB121102. Solid line is the best linear fit, and dash line is the fit with the fixed index of -3 implied from the equations (1) and (3).

has $DM_{Galaxy}/DM_{total} > 50\%$ is excluded in the statistics of Fig.3, as it is an outlier that is dominated by the Galactic DM.

Furthermore, if the DM_{IGM} dominates the DM_{excess} , from $S_o \propto (DM_{excess})^{-2}$ and $S_o \propto W_o^{-3}$, we would expect $W_o \propto (DM_{excess})^{0.7}$ for a certain flux density (or a small range of flux density) of FRBs. This is roughly consistent with a power law index of 0.74 ± 0.30 , in the fit to the width and DM_{excess} of the 27 FRBs as shown in the log-log plot Fig.4.

We note that 6 out of 28 FRBs were observed at centre frequencies of 800–853 MHz, not far from the 1320–1375 MHz at which the majority FRBs observed, this different frequencies could not significantly affect our statistical analysis.

3 SUMMARY AND DISCUSSION

The NS-WD collision model predicts that the FRB with a shorter intrinsic width will have a higher flux density, as expected in the equation (1) and (3), but the scattering

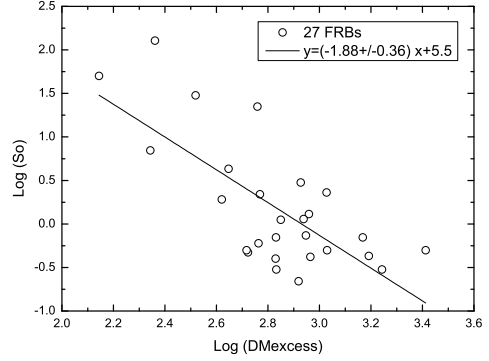


Figure 3. Log-log plot for the observed peak flux density (S_o [Jy]) and the $DM_{excess} = DM - DM_{Galaxy}$ [$pc\ cm^{-3}$], for the 27 FRBs excluding the repeating one and the FRB010621 which has the $DM_{Galaxy}/DM_{total} > 50\%$. The best linear fit is shown.

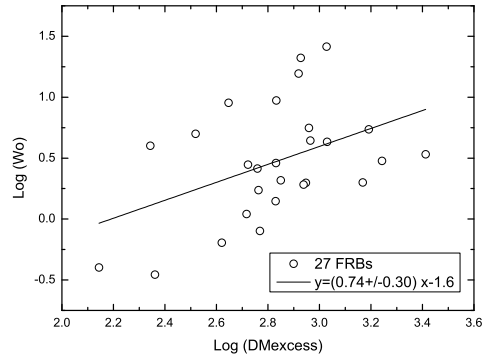


Figure 4. Log-log plot for the observed pulse width (W_o [ms]) and the $DM_{excess} = DM - DM_{Galaxy}$ [$pc\ cm^{-3}$], for the 27 FRBs excluding the repeating one and the FRB010621 which has $DM_{Galaxy}/DM_{total} > 50\%$. The best linear fit is shown.

broadening of the width could be different from source to source due to multi-path scattering of intergalactic inhomogeneity, as discussed in Cordes & McLaughlin (2003) and Ravi (2017). The intrinsic widths were estimated with the models by Ravi (2017) to be < 1 ms for most of the Parkes observed FRBs, much smaller than observed widths. If this estimate is not model-dependent and reliable, one would expect the IGM dominating the observed widths as well as the DMs, and so a correlation between the observed width and DM_{excess} of the FRBs would be expected, as shown in Fig.4, there is a positive power-law correlation with an index of ~ 0.7 .

It is not surprising to see that the power-law index of -1.9 between the flux density and DM_{excess} in Fig.3 be consistent with the expectation in equation (1) and (3), if the DM_{excess} is relative to the distance (IGM) with $DM_{excess} \propto D_L$. This implies that the intrinsic widths of the FRBs are in a narrower range than the observed widths, which can be understood with rewriting the equation (3)

with $W_o = bW_e(1+z)$ as:

$$S_o = \frac{\varepsilon \delta^{2-\alpha} M_{NS} D_{NS}^2}{8\pi \varphi \nu_o D_L^2 (1+z)} W_e^{-3} \quad (5)$$

Where the observed flux density has an inverse squared relation with the distance (or DM_{excess}), which is roughly consistent with the statistical result in Fig.3, implying that the intrinsic width W_e as well as the Doppler factor δ would vary in narrow ranges in the equation (5), for the FRBs.

It is also useful to derive the fluence F from the equation (1) and (3), that is $F = S_o W_o \propto W_o^{-2}$, this again suggests that the shorter burst will have a higher fluence. Further analyses should be made when more FRBs are available with well constrained intrinsic widths and distances.

It is argued that the DM_{excess} could be not dominated by the IGM (Cordes et al. 2016). If it is the case, the DM_{excess} would be dominated by host galaxy, depending on the type of host galaxy, its inclination relative to the observer, and the location of the FRB inside (Walters et al. 2017). But it could be less likely for the 28 FRBs all to be seen in edge-on host galaxies or in highly clump gases inside host galaxies. The DM_{excess} can still be possibly the IGM dominated if the DM_{host} assumed to be $100 pc cm^{-3}$ (Thronon et al. 2013) or $200 pc cm^{-3}$ (Yang & Zhang 2016). Furthermore, the source environment may also have a contribution to the DM_{excess} . In our NS-WD collision model, if to consider a plasma shell around the NS with a thickness of 1 km and average electron density of $3 \times 10^{14} cm^{-3}$, it will contribute to a $DM_{source} \sim 10 pc cm^{-3}$, but this is too small to account for the DM_{excess} of the FRBs.

The event rate of FRBs is estimated to be 10^{3-4} per sky per day (Keane & Petroff, 2015; Nicholl et al. 2017). The event rate of NS-WD merger should be quite high in the universe, which would be comparable to the FRB event rate (but this needs to be investigated). The NS-WD merger rate should be higher than that of either BH-BH or NS-NS merger rate, because there are usually more low-mass stars (like the Sun) in galaxies as seen in our Galaxy, they will evolve eventually to a WD. Nevertheless, we have seen that most of the millisecond pulsars with well measured mass are in NS-WD systems (Özel & Freire 2016).

After the NS-WD merging, a new NS (probably a magnetar) would be formed, with a larger mass than the NS before merging, or a BH might be formed if the final mass is large enough. Such a remnant NS or magnetar would have a higher B-field, with unstable solid surface, which could be capable to induce magnetic reconnections frequently, leading to a repeating FRB, like the FRB121102.

ACKNOWLEDGMENTS

I thank Z.-G. Dai for comment on the manuscript. This research is supported from the following funds: the programme of the Light in China's Western Region (grant no. XBBS201324); the 973 Program 2015CB857100; the Key Laboratory of Radio Astronomy, Chinese Academy of Sciences; and the National Natural Science Foundation of China (No.11273050).

REFERENCES

- Abbott B. P., et al., 2017a, ApJ, 848, L13
 Abbott B. P., et al., 2017b, Physical Review Letters, 119, 161101
 Abbott B. P., et al., 2017c, ApJ, 848, L12
 Bannister K., et al., 2017, ApJ, 841, L12
 Bhandari S., et al., 2017, arXiv171108110
 Burke-Spolaor S., Bannister K. W., 2014, ApJ, 792, 19
 Caleb M., et al., 2017, MNRAS, 468, 3746
 Champion D. J., et al., 2016, MNRAS, 460, L30
 Cordes J. M., Lazio T. J. W., 2002, arXiv:astro-ph/0207156
 Cordes J. M., McLaughlin M. A., 2003, ApJ, 596, 1142
 Cordes J. M., Wasserman I., 2016, MNRAS, 457, 232
 Cordes J. M., Wharton R. S., Spitler L. G., Chatterjee S., Wasserman I., 2016, arXiv160505890
 Dai Z. G., Wang J. S., Wu X. F., Huang Y. F., 2016, ApJ, 829, 27
 Falcke H., Rezzolla L., 2014, A&A, 562, A137
 Ghisellini G., Locatelli N., 2017, arXiv170807507
 Goldreich P., Julian W. H., 1969, ApJ, 157, 869
 Gu W.-M., Dong Y.-Z., Liu T., Ma R.-Y., Wang J.-F., 2016, ApJ, 823, L28
 Huang Y. F., Geng J. J., 2014, ApJ, 782, L20
 Inoue A. K., Shimizu I., Iwata I., Tanaka M., 2014, MNRAS, 442, 1805
 Ioka K., 2003, ApJ, 598, L79
 Keane E. F., Stappers B. W., Kramer M., Lyne A. G., 2012, MNRAS, 425, L71
 Keane E. F., Petroff E., 2015, MNRAS, 447, 2852
 Keane E. F., et al., 2016, Nature, 530, 453
 Kumar P., Lu W.-B., Bhattacharya M., 2017, MNRAS, 468, 2726
 Locatelli N., Ghisellini G., 2017, arXiv170806352
 Lorimer D. R., Bailes M., McLaughlin M. A., Narkevic D. J., Crawford F., 2007, Science, 318, 777
 Lu W.-B., Kumar P., 2017, arXiv:1710.10270
 Lyutikov M., 2017, ApJ, 838, L13
 Masui K., et al., 2015, Nature, 528, 523
 Nicholl M., et al., 2017, ApJ, 843, 84
 Özel F., Freire P., 2016, ARA&A, 54, 401
 Pen U.-L., Connor L., 2015, ApJ, 807, 179
 Petroff E., et al., 2015, MNRAS, 447, 246
 Petroff E., et al., 2016, Publ. Astron. Soc. Australia, 33, 45
 Petroff E., SUPERB Collaboration HESS Collaboration ANTARES Collaboration 2017, in American Astronomical Society Meeting Abstracts, p.330.05
 Ravi V., Shannon R. M., Jameson A., 2015, ApJ, 799, L5
 Ravi V., et al., 2016, Science, 354, 1249
 Ravi V., 2017, arXiv171008026
 Scholz P., et al., 2016, ApJ, 833, 177
 Scholz P., et al., 2017, ApJ, 846, 80
 Spitler L., et al., 2014, ApJ, 790, 101
 Spitler L., et al., 2016, Nature, 531, 202
 Tendulkar S. P., et al., 2017, ApJ, 834, L7
 Thornton D., et al., 2013, Science, 341, 53
 Totani T., 2013, PASJ, 65, L12
 Walters A., Weltman, A., Gaensler B. M., Ma Y.-Z., Witzemann A., 2017, arXiv171111277
 Yang Y.P., Zhang B., 2016, ApJ, 830, L31
 Yao J. M., Manchester R. N., Wang N., 2017, ApJ, 835, 29

This paper has been typeset from a \LaTeX file prepared by the author.