

The radiative decay $D^0 \rightarrow \bar{K}^{*0}\gamma$ with vector meson dominance

J. M. Dias,^{1,2,3,*} V. R. Debastiani,^{1,2,†} Ju-Jun Xie,^{1,‡} and E. Oset^{1,2,§}

¹*Institute of Modern Physics, Chinese Academy of Sciences, Lanzhou 730000, China*

²*Departamento de Física Teórica and IFIC,
Centro Mixto Universidad de Valencia-CSIC,
Institutos de Investigación de Paterna,
Apto. 22085, 46071 Valencia, Spain.*

³*Instituto de Física, Universidade de São Paulo,
C.P. 66318, 05389-970 São Paulo, SP, Brazil.*

(Dated: August 11, 2018)

Abstract

Motivated by the experimental measurements of D^0 radiative decay modes we have proposed a model to study the $D^0 \rightarrow \bar{K}^{*0}\gamma$ decay, by establishing a link with $D^0 \rightarrow \bar{K}^{*0}V$ ($V = \rho^0, \omega$) decays through the vector meson dominance hypothesis. In order to do this properly, we have used the Lagrangians from the local hidden gauge symmetry approach to account for $V\gamma$ conversion. As a result, we have found the branching ratio $\mathcal{B}[D^0 \rightarrow \bar{K}^{*0}\gamma] = (1.55 - 3.44) \times 10^{-4}$, which is in fair agreement with the experimental values reported by Belle and Babar collaborations.

PACS numbers: 14.40.Rt, 12.40.Yx, 13.75.Lb

* jdias@if.usp.br

† vinicius.rodrigues@ific.uv.es

‡ xiejujun@impcas.ac.cn

§ Eulogio.Oset@ific.uv.es

I. INTRODUCTION

The heavy hadron weak decays have become an important source of information not only in the quest for new physics beyond standard model but also to understand in a deeper way the hadron dynamics behind those processes. For instance, the B meson decays have been experimentally measured by LHCb [1]. A large signal was found for the $f_0(980)$ resonance in the $B_s \rightarrow J/\psi \pi^- \pi^+$ channel, while no peak associated with $f_0(500)$ was reported. The same analysis has been done by CDF [2], Belle [3] and D0 [4] collaborations. In contrast, in Ref. [5] the $f_0(500)$ was seen in the $B \rightarrow J/\psi \pi^- \pi^+$ decay mode, while only a small fraction for $f_0(980)$ was observed. Theoretically, these results were understood [6, 7] through the chiral unitary approach, which implements chiral theory with some unitary and symmetry techniques [8, 9]. Furthermore, the application of chiral unitary techniques to study the B decays into J/ψ and light vector mesons (V) provided results which gave support to the interpretation of the vector mesons within the $q\bar{q}$ quark picture [10, 11]. On the other hand, concerning to B radiative decays, there is little experimental information available on their branching ratios [12, 13], while the theoretical predictions associated with those ratios differ at least by 2 orders of magnitude, requiring more investigation in order to shed light on this issue [14–16]. Regarding this point, the B radiative decays were studied in Ref. [17], where accurate results for these ratios were obtained. More concretely, since the long-distance effects might be dominant in those decays, the authors presented a mechanism where a link between $B \rightarrow J/\psi V$ and the $B \rightarrow J/\psi \gamma$ decay was established by means of the vector meson dominance hypothesis (VMD) [18]. The implementation of VMD was done using the Lagrangians from local hidden gauge symmetry [19–21]. The results found in [17] were in a good agreement with the upper limits set for the branching ratios aforementioned.

The charm radiative decays are even more dramatic and have been less discussed in the literature. The amount of theoretical work follows the same line of the experimental counterpart, i. e. the lack of experimental results associated with radiative decays of charmed mesons does not motivate many theoretical studies since most of them are dedicated to the search for new physics beyond the standard model. It turns out that the charm radiative decays are completely dominated by long-distance effects and this feature makes them not so attractive to new physics practitioners. On the other hand, concerning the hadronic systems, this same feature makes these charmed radiative decays an interesting issue to investigate

the hadron dynamics as well as to make predictions to be tested by the experimental facilities. This might be a good scenario to test the successful chiral unitary theory and other nonperturbative models related to the description of hadron dynamics.

As mentioned previously, the amount of experimental information for the charm radiative decays is scarce. For instance, the first branching ratio measurement for $D^0 \rightarrow \bar{K}^{*0}\gamma$ radiative decay was performed in 2008 by the Babar collaboration [22], with $\mathcal{B}(D^0 \rightarrow \bar{K}^{*0}\gamma) = (3.8 \pm 0.20 \pm 0.27) \times 10^{-4}$, where the first error is statistical and the second one systematic. Recently, the Belle collaboration has also measured that same branching ratio [3], obtaining a different value $\mathcal{B}(D^0 \rightarrow \bar{K}^{*0}\gamma) = (4.66 \pm 0.21 \pm 0.21) \times 10^{-4}$ although it is of the same order of the one reported by Babar. From the theoretical side, in Ref. [23] the authors have used an extension of the standard model approach in order to separate the long and short-range contributions for the $\mathcal{B}(D^0 \rightarrow \bar{K}^{*0}\gamma)$ branching ratio. They have estimated a range of values equal to $\mathcal{B} = (4.6 - 18) \times 10^{-5}$, with large error. On the other hand, using a different approach, a value 20 to 80 times smaller than the previous one was obtained in Ref. [24]: $\mathcal{B} = (0.22 \pm 0.03 \pm 0.01) \times 10^{-5}$. In both cases, although VMD is invoked in those studies, they aim at the search for new physics and because of that the authors are more concerned to what happens to the short-range contributions from one model to the other. In view of this, in this work we adopt a different perspective and look at what happens to the hadron dynamics in these decays, and we shall propose a model based on the mechanism of Ref. [17] to estimate the $D^0 \rightarrow \bar{K}^{*0}\gamma$ branching ratio. Although the short-range contributions play an important role in B meson decays, in some cases, as that shown by the authors of Ref. [17], the long-range physics is the main ingredient and may help to provide more accurate results, as it was discussed in that work. Since in the charm sector the radiative decays are largely dominated by the long-range physics [3, 23, 24], we expect to get reasonably accurate results.

The starting point in our approach is to establish a link between the $D^0 \rightarrow \bar{K}^{*0}V$ decays, with the vector meson V related to the ρ and ω mesons, and the radiative $D^0 \rightarrow \bar{K}^{*0}\gamma$ decay via VMD hypothesis. In our case, the VMD is implemented using the hidden gauge Lagrangians [19–21], describing the $V\gamma$ conversion. In the next section, we show the details on how to do this properly and also how to get the branching ratios we are concerned with. We also present arguments that support the suppression of the short-range effects in the amplitudes contributing to the branching ratio we are interested in.

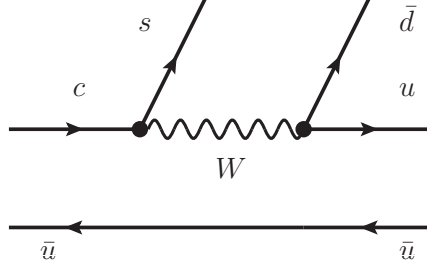


FIG. 1. The D^0 meson decaying weakly into a \bar{K}^{*0} and a vector meson at the quark level: a c quark converts into a s quark by emission of a W boson, which then coalesces into a $\bar{d}u$ pair, producing a $u\bar{u}$ pair in the final state. The first pair of quark/antiquarks forms a \bar{K}^{*0} meson, while the remaining $u\bar{u}$ can either form a ρ or ω meson.

II. THEORETICAL FRAMEWORK

In order to calculate the radiative decay $D^0 \rightarrow \bar{K}^{*0}\gamma$ rate, we follow the approach used in Ref. [17], where the authors combine vector meson dominance, through hidden gauge Lagrangians, with a novel mechanism, proposed in Ref. [7] for $B^0(B_s^0) \rightarrow J/\psi V$, to describe the $B^0(B_s^0) \rightarrow J/\psi\gamma$ decays. In the following, we shall describe briefly this mechanism extended to our problem.

The D^0 meson decays weakly into \bar{K}^{*0} meson in addition to a ρ^0 or ω meson, denoted by V . At the quark level, this process is illustrated in Fig. 1. According to this figure, a c quark converts into a strange quark by emission of a W boson, that subsequently coalesces into a $\bar{d}u$ pair. As a result, we have a \bar{K}^{*0} meson, related to the $s\bar{d}$ pair, while the remaining $u\bar{u}$ can be related to the vector mesons, ρ^0 or ω . It is worth to emphasize at this point that we adhere the $q\bar{q}$ picture for vector mesons. In fact, studies have shown that wave functions for the low-lying vector mesons are essentially dominated by $q\bar{q}$ components [10, 25–31].

Therefore, in terms of quarks the wave functions for vector mesons are given by ¹

$$\begin{aligned}\rho^0 &= \frac{1}{\sqrt{2}}(u\bar{u} - d\bar{d}), \\ \omega &= \frac{1}{\sqrt{2}}(u\bar{u} + d\bar{d}).\end{aligned}$$

Since there is no $s\bar{s}$ pair in the process of Fig. 1, we do not have ϕ meson contribution.

In order to write the $D^0 \rightarrow \bar{K}^{*0}V$ amplitudes we restrain ourselves to factorize the weak vertices in terms of a factor V'_p , which contains weak vertices, Cabibbo angles, etc. The factor V'_p gets canceled since we are interested in ratios of decay rates. A similar assumption was done in Ref. [7], where the decay rates related to $\bar{B}^0 \rightarrow J/\psi \bar{K}^{*0}$ and $\bar{B}_s^0 \rightarrow J/\psi K^{*0}$ channels were evaluated, with results in good agreement with the experimental ones [32]. Hence, the amplitudes for the $\bar{K}^{*0}V$ production are

$$\begin{aligned}t_{D^0 \rightarrow \bar{K}^{*0}\rho^0} &= \frac{V'_p}{\sqrt{2}}, \\ t_{D^0 \rightarrow \bar{K}^{*0}\omega} &= \frac{V'_p}{\sqrt{2}},\end{aligned}\tag{1}$$

where polarization vectors in each expression above are omitted (we shall come back later on about the spin structure).

Once we have determined the amplitudes associated with the production of $\bar{K}^{*0}V$, we have to go a step further and let the V meson convert into a photon γ , according to VMD-hypothesis [18]. In order to implement VMD properly, we use the Lagrangians from the Local hidden gauge approach [19–21], which for the $V\gamma$ vertex are given by

$$\mathcal{L}_{V\gamma} = -M_V^2 \frac{e}{g} A_\mu \langle V^\mu Q \rangle, \tag{2}$$

where e is the electron charge, $e^2/4\pi \approx 1/137$, and g is the universal coupling in the hidden gauge Lagrangian, defined by $g = M_V/(2f_\pi)$, with f_π the pion decay constant ($f_\pi = 93$

¹ In general, the physical isoscalars ϕ and ω are mixtures of the SU(3) wave functions ψ_8 and ψ_1 :

$$\begin{aligned}\phi &= \psi_8 \cos\theta - \psi_1 \sin\theta, \\ \omega &= \psi_8 \sin\theta + \psi_1 \cos\theta,\end{aligned}$$

where θ is the nonet mixing angle and:

$$\begin{aligned}\psi_8 &= \frac{1}{\sqrt{6}}(u\bar{u} + d\bar{d} - 2s\bar{s}), \\ \psi_1 &= \frac{1}{\sqrt{3}}(u\bar{u} + d\bar{d} + s\bar{s}).\end{aligned}$$

For ideal mixing, $\tan\theta = 1/\sqrt{2}$ (or $\theta = 35.3^\circ$), the ω meson is pure $u\bar{u} + d\bar{d}$, and the ϕ meson becomes pure $s\bar{s}$ state.

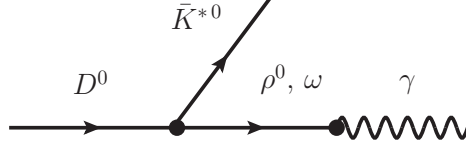


FIG. 2. Diagram associated with $D^0 \rightarrow \bar{K}^{*0} \gamma$ decay in the hadron level.

MeV), while M_V stands for the vector meson mass (we take $M_V = 780$ MeV in this work). A_μ is associated with the photon field and V^μ is the matrix below

$$V_\mu = \begin{pmatrix} \frac{1}{\sqrt{2}}\rho^0 + \frac{1}{\sqrt{2}}\omega & \rho^+ & K^{*+} \\ \rho^- & -\frac{1}{\sqrt{2}}\rho^0 + \frac{1}{\sqrt{2}}\omega & K^{*0} \\ K^{*-} & \bar{K}^{*0} & \phi \end{pmatrix}_\mu. \quad (3)$$

Furthermore, in Eq. (2) $Q = \text{diag}(2/3, -1/3, -1/3)$ is the charge matrix of the u , d , and s quarks, while the symbol $\langle \rangle$ in Eq. (2) means the trace of the $V^\mu Q$ product. Therefore the Lagrangian of Eq. (2) now reads

$$\mathcal{L}_{V\gamma} = -M_V^2 \frac{e}{g} A_\mu \left[\frac{\rho^\mu}{\sqrt{2}} + \frac{\omega^\mu}{3\sqrt{2}} - \frac{\phi^\mu}{3} \right]. \quad (4)$$

Eq. (4) can be simplified if we define \tilde{V}^μ as denoting the ρ^0 , ω and ϕ fields and $C_{V\gamma}$ standing for their respective constants $1/\sqrt{2}$, $1/3\sqrt{2}$, $-1/3$. Therefore, we have

$$\mathcal{L}_{V\gamma} = -M_V^2 \frac{e}{g} A_\mu \tilde{V}^\mu C_{V\gamma}, \quad (5)$$

with $C_{V\gamma}$ given by

$$C_{\gamma V} = \begin{cases} \frac{1}{\sqrt{2}} & \text{for } \rho^0 \\ \frac{1}{3} \frac{1}{\sqrt{2}} & \text{for } \omega \\ -\frac{1}{3} & \text{for } \phi \end{cases}. \quad (6)$$

Now that we have determined the $\bar{K}^{*0} V$ production amplitude as well as the Lagrangian that describes the $V\gamma$ vertex, we can write down the amplitude for the photon production, which is depicted in Fig. 2.

Using Eqs. (1), (5) and (6), the decay amplitude for the diagram of Fig. 2 is

$$\begin{aligned} -it_{D^0 \rightarrow \bar{K}^{*0} \gamma} &= -it_{D^0 \rightarrow \bar{K}^{*0} \rho^0} \epsilon_\mu(\rho) \frac{i}{q^2 - M_\rho^2} (-i) M_\rho^2 \frac{e}{g} \epsilon_\nu(\rho) \epsilon^\nu(\gamma) C_{\rho\gamma} \\ &\quad - it_{D^0 \rightarrow \bar{K}^{*0} \omega} \epsilon_\alpha(\omega) \frac{i}{q^2 - M_\omega^2} (-i) M_\omega^2 \frac{e}{g} \epsilon_\beta(\omega) \epsilon^\beta(\gamma) C_{\omega\gamma}, \end{aligned} \quad (7)$$

where $\epsilon_\mu(\rho)$, $\epsilon_\alpha(\omega)$ are the polarization vectors for the ρ^0 and ω mesons production, while $\epsilon''(\gamma)$ is the one associated with the photon. Remembering that

$$\sum_{\text{pol.}} \epsilon_\mu(V) \epsilon_\nu(V) = -g_{\mu\nu} + \frac{p_\mu^V p_\nu^V}{M_V^2}, \quad (8)$$

and knowing that $p^V \cdot \epsilon(V) = 0$ (Lorentz condition), with p_μ^V the momentum of the vector meson that is equal to the photon one, after a bit of algebra Eq. (7) can be written as

$$t_{D^0 \rightarrow \bar{K}^{*0} \gamma} = \frac{2}{3} \frac{e}{g} V_p' \epsilon_\mu(\gamma), \quad (9)$$

where we have used the approximation $M_\rho \approx M_\omega \approx M_V$, as it is usual in the hidden gauge approach.

In order to estimate the ratios we need the decay formulas associated with the $D^0 \rightarrow \bar{K}^{*0} \rho^0(\omega)$ and $D^0 \rightarrow \bar{K}^{*0} \gamma$ channels. They are given by

$$\begin{aligned} \Gamma_{D^0 \rightarrow \bar{K}^{*0} \rho(\omega)} &= \frac{1}{8\pi} \frac{1}{M_D^2} \sum_{\text{pol.}} \left| t_{D^0 \rightarrow \bar{K}^{*0} \rho(\omega)} \right|^2 p_{\rho(\omega)}, \\ \Gamma_{D^0 \rightarrow \bar{K}^{*0} \gamma} &= \frac{1}{8\pi} \frac{1}{M_D^2} \sum_{\text{pol.}} \left| t_{D^0 \rightarrow \bar{K}^{*0} \gamma} \right|^2 p_\gamma, \end{aligned} \quad (10)$$

where $p_{\rho(\omega)}$ and p_γ are the $\rho^0(\omega)$ meson and the photon momenta in the D^0 rest frame. Using Eqs. (1) and (9) into Eq. (10), we get the following expression for the ratio $\Gamma_{D^0 \rightarrow \bar{K}^{*0} \gamma} / \Gamma_{D^0 \rightarrow \bar{K}^{*0} \rho^0}$

$$\frac{\Gamma_{D^0 \rightarrow \bar{K}^{*0} \gamma}}{\Gamma_{D^0 \rightarrow \bar{K}^{*0} \rho^0}} = \left(\frac{2}{3} \frac{e}{g} \right)^2 \frac{p_\gamma}{p_\rho}. \quad (11)$$

As we mentioned before, the parametrization of the weak vertex defined as V_p' does not play a role in our approach since it gets canceled, as can be seen by looking at the ratio in Eq. (11).

In a general context the mechanism that we have adopted here is considered as a long range process in Refs. [33–37]. In these works, the B radiative decays involving a K^* and ρ mesons were addressed. They were separated into long and short range processes and their contribution was estimated. As a result, the short range contribution, considered in those works as the dominant one, for the $B \rightarrow K^* \gamma$ process was bigger (by a factor 30) than the upper bounds for the $B \rightarrow J/\psi \gamma$ case, indicating that the equivalent short range contribution could not be dominant in the $J/\psi \gamma$ case, as discussed in Ref. [17]. Furthermore, in the charm sector, it was pointed out in Ref. [37] that the short range diagrams provided

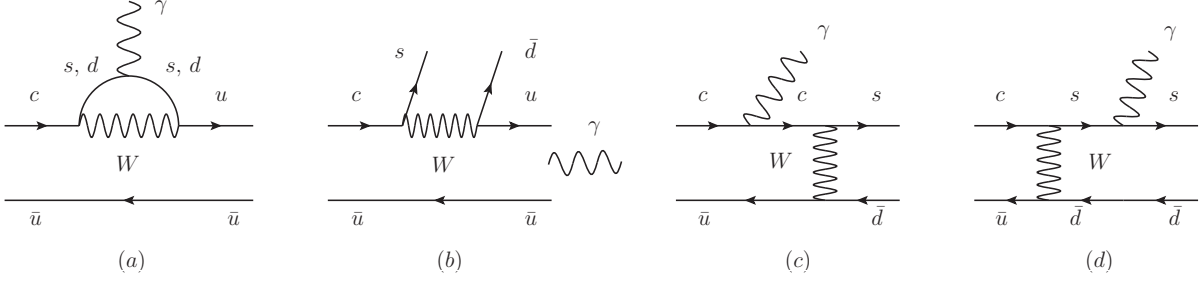


FIG. 3. Short- and long-range diagrams contributing to $D^0 \rightarrow \bar{K}^{*0}\gamma$ amplitude.

results smaller than the one related to the its long range counterpart. In our case the short range diagram gives no contribution since there is no $\bar{K}^{*0}(s\bar{d})$ production in the final state, as can be seen in Fig. 3(a).

In Fig. 3 we show all the diagrams associated with short and long range processes. As we have mentioned previously, the diagram of Fig. 3(a) related to the short range contribution, does not contribute in our case, which is represented by the diagram (b), since it produces $\rho^0\gamma$ or $\omega\gamma$ but not $\bar{K}^{*0}\gamma$. The remaining ones, Fig. 3(c)-(d), are suppressed with respect to that in Fig. 3(b). This happens, because they have a weak process involving two quarks of the original D^0 meson and, according to the discussion in Ref. [38], this kind of processes are penalized with respect to those involving just one quark.

According to Ref. [17] we have to take into account the polarization structure of the $D^0 \rightarrow \bar{K}^{*0}\gamma$ vertex. In weak decay processes we can have parity violation as well as parity conservation. In order to take this feature into account in our model, we are going to follow the procedure of Ref. [17] and define both parity conserving (PC) and parity violating (PV) structures, which are often used in weak decay studies [14–16, 35]. They are

$$V_{PC} = \frac{V'_p}{\sqrt{2}} \epsilon_{\mu\nu\alpha\beta} \epsilon^\mu(\bar{K}^*) q^\nu \epsilon'^\alpha(V) q'^\beta, \quad (12)$$

$$V_{PV} = \frac{V'_p}{\sqrt{2}} \epsilon_\mu(\bar{K}^*) \epsilon'^\nu(V) (g_{\mu\nu} q \cdot q' - q'_\mu q_\nu), \quad (13)$$

where $\epsilon'(V)$ and q' are the polarization vector as well as the momentum of the vector meson (ρ^0 or ω) to be converted into γ through VMD. In the case of photon production in both Eqs. (12) and (13), ϵ' as well as q' stand for the vector polarization and momentum of the photon, respectively.

Note that both structures are gauge invariant. In fact, when we use the Lagrangians from local hidden gauge approach to deal with vector-vector interactions VV and also $V\gamma$ conversion, gauge invariant amplitudes are obtained, as discussed in Refs. [19–21, 39, 40].

In order to take into account the polarization structure of the weak vertices, as discussed previously, we have to sum the Eqs. (12) and (13) over the polarizations of the vector meson or the photon. Summing up over the polarization provides

$$\begin{aligned}\sum_{\lambda} \sum_{\lambda'} |V_{PC}|^2 &= 2[(q \cdot q')^2 - q^2 q'^2], \\ \sum_{\lambda} \sum_{\lambda'} |V_{PV}|^2 &= 2(q \cdot q')^2 + q^2 q'^2,\end{aligned}\tag{14}$$

where $q'^2 = M_V^2$ for vector production or 0 in the case of photon production, while

$$q \cdot q' = \frac{1}{2}(M_{D^0}^2 - M_{\bar{K}^{*0}}^2 - M_V^2),\tag{15}$$

with $M_V^2 = 0$ for the case of photon production.

With this, we can obtain the following factors

$$R_{PC} = \frac{\sum_{\lambda} \sum_{\lambda'} |V_{PC}|^2 \text{ for } \gamma}{\sum_{\lambda} \sum_{\lambda'} |V_{PC}|^2 \text{ for } \rho},\tag{16}$$

and

$$R_{PV} = \frac{\sum_{\lambda} \sum_{\lambda'} |V_{PV}|^2 \text{ for } \gamma}{\sum_{\lambda} \sum_{\lambda'} |V_{PV}|^2 \text{ for } \rho}.\tag{17}$$

Therefore, the polarization structures discussed above are taken into account in our calculation simply by plugging them in Eq. (11), which now reads

$$\frac{\mathcal{B}(D^0 \rightarrow \bar{K}^{*0} \gamma)}{\mathcal{B}(D^0 \rightarrow \bar{K}^{*0} \rho)} = \left(\frac{2e}{3g}\right)^2 \left(\frac{p_{\gamma}}{p_{\rho}}\right) R_{PC(PV)},\tag{18}$$

where in the left-hand side we have divided the numerator as well as the denominator by Γ_{total} in order to convert the widths into branching fractions.

III. RESULTS

In order to estimate our results, we use the following values for the meson masses: $M_{\rho} \approx M_{\omega} \approx M_V = 780$ MeV, $M_{\bar{K}^*} = 891.6$ MeV and $M_{D^0} = 1864.8$ MeV. Furthermore, we also

use as an input for $\Gamma_{D^0 \rightarrow \bar{K}^* \rho(\omega)}$ an average value from the following experimental results, extracted from PDG [32], which in our approach should be equal. We have

$$\begin{aligned}\mathcal{B}[D^0 \rightarrow \bar{K}^{*0} \rho^0] &= (1.58 \pm 0.35) \times 10^{-2}, \\ \mathcal{B}[D^0 \rightarrow \bar{K}^{*0} \omega] &= (1.10 \pm 0.5) \times 10^{-2}.\end{aligned}\tag{19}$$

These results are compatible, within errors, providing an average value of $(1.4 \pm 0.4) \times 10^{-2}$. Therefore, from Eq. (18), using the values defined above, we get the following result for the branching fraction associated with $D^0 \rightarrow \bar{K}^{*0} \gamma$ channel

$$\mathcal{B}[D^0 \rightarrow \bar{K}^{*0} \gamma] = (3.44 \pm 1.0) \times 10^{-4}, \text{ for } PV \tag{20}$$

$$\mathcal{B}[D^0 \rightarrow \bar{K}^{*0} \gamma] = (1.60 \pm 0.5) \times 10^{-4}, \text{ for } PC, \tag{21}$$

where the uncertainties are obtained from the experimental errors. The average experimental value in the PDG [32] is

$$\mathcal{B}[D^0 \rightarrow \bar{K}^{*0} \gamma]_{\text{exp}} = (4.1 \pm 0.7) \times 10^{-4}. \tag{22}$$

We can see that the theoretical result with PV is compatible with the experimental number. The one with PC is somewhat smaller. An equal mixture of both the PC and PV modes would give

$$\mathcal{B}[D^0 \rightarrow \bar{K}^{*0} \gamma] = (2.5 \pm 1.1) \times 10^{-4}, \tag{23}$$

which is compatible with the experimental value within errors.

In Ref. [23] the authors have used a model related to the extensions of the standard model in order to look for new physics in the charm rare decays. They have done calculations for the long range distance $D \rightarrow V \gamma$ amplitudes (see Table IV of that reference), where for the $D^0 \rightarrow \bar{K}^{*0} \gamma$ a ratio of about $(4.6 - 18) \times 10^{-5}$ was obtained. Using a different approach called light-front quark model, a similar result was found in Ref. [24]. The value obtained in this latter work for the same ratio was $(4.5 - 19) \times 10^{-5}$. Note that both results are smaller than our result, given by Eqs. (20), (21) and (23), as well as the experimental one. Note also that the range of allowed values is much bigger than in our case, and the lower bound is about one order of magnitude smaller than our results.

IV. CONCLUSIONS

Using a mechanism adopted in Ref. [17] we have established a link between the $D^0 \rightarrow \bar{K}^{*0}V$, with $V = \rho^0, \omega$ mesons, and $D^0 \rightarrow \bar{K}^{*0}\gamma$ radiative decays. Concretely, after calculating the amplitude for V meson production, we use the vector meson dominance hypothesis in order to convert the vector mesons produced in our mechanism into a photon. This was done using the Lagrangians from the local hidden gauge approach, which provides a gauge invariant amplitude when the vector polarization structure is taken into account. Thus, we have obtained an expression in which both parity violation and conservation contributions are considered. As a result, we have obtained a value for the branching ratio $\mathcal{B}[D^0 \rightarrow \bar{K}^{*0}\gamma]$ in a fairly agreement with the experimental value quoted in the PDG [32], while other estimations using different approaches provide results with large uncertainties, with some values one order of magnitude smaller than our findings.

We should mention that our evaluation is done using as input the experimental rates for $D^0 \rightarrow \bar{K}^{*0}\rho^0(\omega)$. Alternative calculations that use other experimental information to fix unknown parameters of the theory [23, 24] lead to larger uncertainties. Note that other terms, like loop corrections, that in other approaches must be calculated explicitly, are incorporated empirically in our approach when using the empirical values of the $D^0 \rightarrow \bar{K}^{*0}\rho^0(\omega)$ rates [17]. In this sense, once one shows that short range terms in the process studied do not contribute, or are small, the method used here proves to be rather accurate for evaluating this kind of radiative decays.

ACKNOWLEDGMENTS

J. M. Dias would like to thank the Brazilian funding agency FAPESP for the financial support under Grant No. 2016/22561–2. V. R. Debastiani wishes to acknowledge the support from the Programa Santiago Grisolia of Generalitat Valenciana (Exp. GRISO-LIA/2015/005). This work is also partly supported by the Spanish Ministerio de Economía y Competitividad and European FEDER funds under the contract number FIS2014-57026-REDT, FIS2014-51948-C2-1-P, and FIS2014-51948-C2-2-P, and the Generalitat Valenciana in the program Prometeo II-2014/068. This work is partly supported by the National Natural Science Foundation of China (Grants No. 11475227 and 11735003) and the Youth

Innovation Promotion Association CAS (No. 2016367).

-
- [1] R. Aaij, *et al.*, (LHCb Collaboration), Phys. Lett. B **698**, 115 (2011).
 - [2] T. Aaltonen *et al.* [CDF Collaboration], Phys. Rev. D **84**, 052012 (2011).
 - [3] A. Abdesselam *et al.* [Belle Collaboration], Phys. Rev. Lett. **118**, no. 5, 051801 (2017).
 - [4] V. M. Abazov *et al.* [D0 Collaboration], Phys. Rev. D **85**, 011103 (2012).
 - [5] R. Aaij, *et al.*, (LHCb Collaboration), Phys. Rev. D **87**, 052001 (2013).
 - [6] W. H. Liang, E. Oset, Phys. Lett. B **737**, 70-74 (2014).
 - [7] M. Bayar, W. H. Liang and E. Oset, Phys. Rev. D **90**, 114004 (2014).
 - [8] J. A. Oller and E. Oset, Nucl. Phys. A **620**, 438 (1997). Erratum: [Nucl. Phys. A **652**, 407 (1999)].
 - [9] J. A. Oller, E. Oset and J. R. Pelaez, Phys. Rev. D **59**, 074001 (1999). Erratum: [Phys. Rev. D **60**, 099906 (1999)]. Erratum: [Phys. Rev. D **75**, 099903 (2007)].
 - [10] J. R. Pelaez and G. Rios, Phys. Rev. Lett. **97**, 242002 (2006).
 - [11] J. R. Pelaez, Phys. Rept. **658**, 1 (2016).
 - [12] B. Aubert *et al.* [BaBar Collaboration], Phys. Rev. D **70**, 091104 (2004).
 - [13] R. Aaij *et al.* [LHCb Collaboration], Phys. Rev. D **92**, 112002 (2015).
 - [14] G. R. Lu, R. M. Wang and Y. D. Yang, Eur. Phys. J. C **34**, 291 (2004).
 - [15] Y. Li and C. D. Lu, Phys. Rev. D **74**, 097502 (2006).
 - [16] A. Kozachuk, D. Melikhov and N. Nikitin, Phys. Rev. D **93**, no. 1, 014015 (2016).
 - [17] Li-Sheng Geng and Eulogio Oset, Phys. Rev. D **94**, 014018 (2016).
 - [18] J. J. Sakurai, *Currents and Mesons* (University of Chicago Press, Chicago, 1969).
 - [19] M. Bando, T. Kugo, S. Uehara, K. Yamawaki, and T. Yanagida, Phys. Rev. Lett. **54**, 1215 (1985).
 - [20] M. Bando, T. Kugo, and K. Yamawaki, Phys. Rep. **164**, 217 (1988).
 - [21] U. G. Meissner, Phys. Rep. **161**, 213 (1988).
 - [22] B. Aubert *et al.* [BaBar Collaboration], Phys. Rev. D **78**, 071101 (2008).
 - [23] A. Biswas, S. Mandal and N. Sinha, [arXiv:1702.05059](https://arxiv.org/abs/1702.05059) [hep-ph].
 - [24] Y. L. Shen and G. Li, Eur. Phys. J. C **73**, 2441 (2013).
 - [25] S. Weinberg, Phys. Rev. **137**, B672 (1965).
 - [26] C. Hanhart, Y. S. Kalashnikova and A. V. Nefediev, Phys. Rev. D **81**, 094028 (2010).

- [27] D. Gamermann, J. Nieves, E. Oset and E. Ruiz Arriola, Phys. Rev. D **81**, 014029 (2010).
- [28] T. Hyodo, D. Jido and A. Hosaka, Phys. Rev. C **78**, 025203 (2008).
- [29] T. Sekihara, T. Hyodo and D. Jido, PTEP **2015**, 063D04 (2015).
- [30] F. Aceti and E. Oset, Phys. Rev. D **86**, 014012 (2012).
- [31] C. W. Xiao, F. Aceti and M. Bayar, Eur. Phys. J. A **49**, 22 (2013).
- [32] C. Patrignani *et al.* [Particle Data Group], Chin. Phys. C **40**, no. 10, 100001 (2016).
- [33] H. Y. Cheng, Phys. Rev. D **51**, 6228 (1995).
- [34] E. Golowich and S. Pakvasa, Phys. Lett. B **205**, 393 (1988).
- [35] E. Golowich and S. Pakvasa, Phys. Rev. D **51**, 1215 (1995).
- [36] J. F. Donoghue, E. Golowich and A. A. Petrov, Phys. Rev. D **55**, 2657 (1997).
- [37] G. Burdman, E. Golowich, J. L. Hewett and S. Pakvasa, Phys. Rev. D **52**, 6383 (1995).
- [38] J. J. Xie, L. R. Dai and E. Oset, Phys. Lett. B **742**, 363 (2015).
- [39] H. Nagahiro, L. Roca, A. Hosaka and E. Oset, Phys. Rev. D **79**, 014015 (2009).
- [40] H. Nagahiro, J. Yamagata-Sekihara, E. Oset, S. Hirenzaki and R. Molina, Phys. Rev. D **79**, 114023 (2009).