

Hyperons in hot dense matter: what do the constraints tell us for equation of state?

M. Fortin¹, M. Oertel² and C. Providência^{3*}

¹ N. Copernicus Astronomical Center, Polish Academy of Sciences, Bartycka 18, 00-716 Warszawa, Poland

² LUTH, Observatoire de Paris, PSL Research University, CNRS, Université Paris Diderot, Sorbonne Paris Cité, 5 place Jules Janssen, 92195 Meudon, France

³ CFisUC, Department of Physics, University of Coimbra, 3004-516 Coimbra, Portugal

Abstract

For core-collapse and neutron star merger simulations it is important to have at hand adequate equations of state, describing the underlying dense and hot matter as realistically as possible. Here, we present two newly constructed equation of state (EoS) including the entire baryon octet. Both EoS are compatible with the main constraints from nuclear physics, both experimental and theoretical. One of the EoS is equally describing maximum mass for cold β -equilibrated neutron stars of $2M_{\odot}$ in agreement with recent observations. The predictions obtained with the new EoS are compared with the results obtained with DD2Y, the only presently existing EoS containing the baryon octet, that satisfies the same constraints within uncertainties. The main difference between our new EoS models and DD2Y is the harder symmetry energy of the latter. We show that the density dependence of the symmetry energy has a direct influence on the amount of strangeness inside hot and dense matter and consequently on thermodynamic quantities, e.g. the temperature for given entropy per baryon. We expect these differences to affect the evolution of a protoneutron star or binary neutron star mergers. We also propose several parametrizations calibrated to Λ hypernuclei based on the DD2 and SFHo models that satisfy the two solar mass constraint.

Keywords: Neutron stars – dense matter – hyperons

1 INTRODUCTION

With the first detection in gravitational and electromagnetic waves (Abbott et al., 2017a,b), binary neutron star mergers promise to become outstanding sources of information for gravitational physics, astrophysics and nuclear physics. Concerning the latter, already for decades, neutron stars represent a formidable source to improve our understanding of the properties of ultra-dense strongly interacting matter. This information will be complemented by the existing and upcoming observations of NS mergers. From the gravitational wave (GW) signal, the masses of the two objects can be determined and potentially additional information on matter properties can be obtained from the tidal deformability during late inspiral (Faber & Rasio, 2012; Read et al., 2013), and in particular from post merger oscillations (Sekiguchi et al., 2011; Bauswein et al., 2012, 2016). Other potential ways to obtain information on matter properties are related to the observation of a correlated electromag-

netic signal: there are indications that short gamma-ray bursts are only produced if a black hole is formed rapidly after merger (Fryer et al., 2015; Lawrence et al., 2015), depending thus on the stability of the postmerger massive neutron star and a kilonova or macronova event associated with the radioactive decay of produced r-process elements depends on matter composition and ejecta masses (Hotokezaka et al., 2013).

Whereas neutron stars are essentially formed by catalysed cold β -equilibrated matter, temperatures as high as 50 MeV are expected during the evolution of the post merger massive neutron star and its envelope (Sekiguchi et al., 2011). The simulation of a merger event, where in addition β -equilibrium is not always achieved, requires therefore an equation of state (EoS) of warm stellar matter in a wide range of temperatures, electron fractions and densities. Also, directly after its formation in a core-collapse supernova (CCSN), the newly born proto-neutron star evolves from matter with a quite large proton content to neutron rich matter, emitting large amounts of neutrinos and reaching temper-

*e-mail:cp@teor.fis.uc.pt

atures of up to 100 MeV (Burrows & Lattimer, 1986; Keil & Janka, 1995; Pons et al., 1999). Thus, for core-collapse simulations such an EoS¹ covering temperatures of $0 \lesssim T \lesssim 100$ MeV, baryon number densities $10^{-11} \text{ fm}^{-3} \lesssim n_B \lesssim 10 \text{ fm}^{-3}$ as well as electron fractions $0 \lesssim Y_e = n_e/n_B \lesssim 0.6$ is essential, too.

The EoS by Lattimer & Swesty (1991) (“LS”) and that by Shen et al. (1998) (“STOS”) are the two most widely used general purpose models in simulations. Much effort has been devoted in the last years to improve on these two classical models, see Oertel et al. (2017) for a recent review. First, several EoS models have been proposed which improve the treatment of non-homogeneous matter containing nuclear clusters at low densities and temperatures, for instance by Hempel & Schaffner-Bielich (2010); Raduta & Gulminelli (2010); Hempel et al. (2012); Steiner et al. (2013); Gulminelli & Raduta (2015). Second, at high densities and temperatures non-nucleonic degrees of freedom such as hyperons, mesons or quarks have been included into the EoS models, see e.g. Ishizuka et al. (2008); Nakazato et al. (2008); Sagert et al. (2009); Shen et al. (2011); Oertel et al. (2012); Banik et al. (2014).

However, additional degrees of freedom in the EoS lower the maximum neutron star mass and it was only recently that the first EoS model (“DD2Y”) was proposed (Marques et al., 2017) containing the whole baryonic octet and being able to describe a cold neutron star with a mass of $2M_\odot$ in agreement with observations (Demorest et al., 2010; Fonseca et al., 2016; Antoniadis et al., 2013). The underlying nuclear model (DD2, Typel et al. (2010)) satisfies the presently accepted constraints on nuclear matter at saturation density and below from nuclear experiments and theoretical calculations. Having in mind that it is important that simulations of supernovas or binary neutron star merging should include realistic EoS, and that accepted properties of nuclear matter are still defined within an interval of uncertainties, we propose in the present work two other EoS models containing the entire baryonic octet. These EoS have as underlying nuclear model SFHo (Steiner et al., 2013), a model which satisfies the accepted constraints on nuclear matter, too. The main difference to DD2 is the smaller symmetry energy, leading among others with a value of 11.9 km to a considerably lower prediction for the radius of a fiducial $1.4 M_\odot$ than DD2 with 13.2 km. Here, we will analyse how this property will influence the amount of hyperons inside hot and dense matter and the impact on thermodynamic properties.

The paper is organised as follows: in Sec. 2 the model for describing dense matter are presented, in Sec. 3 the properties of the two new hyperonic EoS based on SFHo are discussed and compared with model DD2Y. In the

last section we summarise our results. Technical details on how the matching between clusterized and uniform matter is done, as well as technical issues concerning the EoS Tables in the COMPOSE data base are given in the appendices.

2 MODEL FOR THE EQUATION OF STATE

Most available general purpose EoS models including the entire baryon octet and covering at the same time a sufficiently large range in baryon number density, n_B , temperature T and hadronic charge fraction, $Y_Q = n_Q/n_B = Y_e$ ² in order to be applicable in CCSN or binary mergers, are either not compatible with constraints from nuclear physics and/or a neutron star maximum mass of $2M_\odot$, see the discussion in Oertel et al. (2017). We will compare here two different EoSs, considering both all hyperons and being well compatible with the main present constraints: the DD2Y EoS (Marques et al., 2017) and a new EoS based on the nuclear SFHo EoS (Steiner et al., 2013), see below for details.

2.1 Description of inhomogeneous matter

The main aim of the present paper is to discuss the appearance of hyperons in high density/high temperature homogeneous matter and its impact on the EoS. In order to obtain a unified EoS over the entire needed range in temperature, baryon number density and charge fraction, the present EoS models are combined with a description of inhomogeneous clustered matter at densities below roughly saturation density and low temperatures based on the respective nuclear interaction, using the statistical model by Hempel & Schaffner-Bielich (Hempel & Schaffner-Bielich, 2010; Hempel et al., 2012; Steiner et al., 2013). For a more detailed discussion of the issues related to clustered nuclear matter in stellar environments, see e.g. Raduta & Gulminelli (2010); Gulminelli & Raduta (2015); Hempel & Schaffner-Bielich (2010); Typel et al. (2010); Sumiyoshi & Röpke (2008); Buyukcizmeci et al. (2014); Heckel et al. (2009).

2.2 Homogeneous matter

We will treat homogeneous matter within two different phenomenological relativistic mean field (RMF) models. Baryonic interactions are modelled by the exchange of “meson” fields. The term “meson” refers thereby to the quantum numbers of the different interaction channels. The literature on those models is large and many different parameterizations exist (see e.g. Dutra et al. (2014)).

We will use one model with density dependent cou-

¹We will call these EoS models “general purpose EoS” in the following text.

² n_Q represents the total hadronic charge density.

plings and one model with non-linear couplings of the meson fields. The Lagrangian density is written in the following form

$$\begin{aligned} \mathcal{L} = & \sum_{j \in \mathcal{B}} \bar{\psi}_j (i\gamma_\mu \partial^\mu - m_j + g_{\sigma j} \sigma \\ & - g_{\omega j} \gamma_\mu \omega^\mu - g_{\phi j} \gamma_\mu \phi^\mu - g_{\rho j} \gamma_\mu \vec{\rho}^\mu \cdot \vec{I}_j) \psi_j \\ & + \frac{1}{2} (\partial_\mu \sigma \partial^\mu \sigma - m_\sigma^2 \sigma^2) - \frac{g_2}{3} \sigma^3 - \frac{g_3}{4} \sigma^4 \\ & - \frac{1}{4} W_{\mu\nu}^\dagger W^{\mu\nu} - \frac{1}{4} P_{\mu\nu}^\dagger P^{\mu\nu} - \frac{1}{4} \vec{R}_{\mu\nu}^\dagger \cdot \vec{R}^{\mu\nu} \\ & + \frac{1}{2} m_\omega^2 \omega_\mu \omega^\mu + \frac{1}{2} m_\phi^2 \phi_\mu \phi^\mu + \frac{1}{2} m_\rho^2 \vec{\rho}_\mu \cdot \vec{\rho}^\mu \\ & + \frac{c_3}{4} (\omega_\mu \omega^\mu)^2 + \frac{c_4}{4} (\vec{\rho}_\mu \vec{\rho}^\mu)^2 + A(\sigma, \omega^\mu \omega_\mu) \vec{\rho}^\mu \cdot \vec{\rho}_\mu, \end{aligned} \quad (1)$$

where ψ_j denotes the field of baryon j , and $W_{\mu\nu}, P_{\mu\nu}, \vec{R}_{\mu\nu}$ are the field tensors of the vector mesons, ω (isoscalar), ϕ (isoscalar), and ρ (isovector), of the form

$$V^{\mu\nu} = \partial^\mu V^\nu - \partial^\nu V^\mu. \quad (2)$$

σ is a scalar-isoscalar meson field. For the baryon masses m_j we have taken the following values: $m_n = 939.565346$, $m_p = 938.272013$, and $m_\Lambda = 1115.683$, $m_\Sigma = 1190$, $m_{\Xi^-} = 1321.68$, $m_{\Xi^0} = 1314.83$ MeV ($m_\Lambda = 1116.0$, $m_{\Sigma^{+,0,-}} = 1189.0, 1193.0, 1197.0$, $m_{\Xi^-} = 1321.0$, $m_{\Xi^0} = 1315.0$ MeV) for DD2Y (SFHoY).

The couplings of meson M to baryon j are conveniently written in the following form within models with density dependence,

$$g_{Mj}(n_B) = g_{Mj}(n_0) h_M(x), \quad x = n_B/n_0. \quad (3)$$

The density n_0 is thereby a normalization constant, usually taken to be the saturation density $n_0 = n_{sat}$ of symmetric nuclear matter. Here, we will consider the DD2 parameterization (Typel et al., 2010), where the functions h_M assume the following form for the isoscalar couplings (Typel et al., 2010),

$$h_M(x) = a_M \frac{1 + b_M(x + d_M)^2}{1 + c_M(x + d_M)^2} \quad (4)$$

and

$$h_M(x) = \exp[-a_M(x - 1)] \quad (5)$$

for the isovector ones. See Typel et al. (2010) for the values of the parameters a_M, b_M, c_M , and d_M . The coupling constants of the nonlinear terms, g_2, g_3, c_3, c_4 and the function A are absent in models with density-dependent couplings.

The function

$$A(\sigma, \omega_\mu \omega^\mu) = \sum_{i=1}^6 a_i \sigma^i + \sum_{j=1}^3 b_j (\omega_\mu \omega^\mu)^j \quad (6)$$

in addition to the nonzero couplings g_2, g_3, c_3 , and c_4 has been introduced in Steiner et al. (2005) ($A = g_\rho^2 f$

with f defined in eq. (15) of this reference) to be able to vary easily the symmetry energy in nonlinear models. Here, we employ the SFHo parameterization (Steiner et al., 2013).

Both models will be used in mean field approximation, where the meson fields are replaced by their respective expectation values in uniform matter:

$$m_\sigma^2 \bar{\sigma} = \sum_{j \in \mathcal{B}} g_{\sigma j} n_j^s - g_2 \bar{\sigma}^2 - g_3 \bar{\sigma}^3 + \frac{\partial A}{\partial \bar{\sigma}} \bar{\rho}^2 \quad (7)$$

$$m_\omega^2 \bar{\omega} = \sum_{j \in \mathcal{B}} g_{\omega j} n_j - c_3 \bar{\omega}^3 - \frac{\partial A}{\partial \bar{\omega}} \bar{\rho}^2 \quad (8)$$

$$m_\phi^2 \bar{\phi} = \sum_{j \in \mathcal{B}} g_{\phi j} n_j \quad (9)$$

$$m_\rho^2 \bar{\rho} = \sum_{j \in \mathcal{B}} g_{\rho i} t_{3j} n_j - c_4 \bar{\rho}^3 - 2 A \bar{\rho}, \quad (10)$$

where $\bar{\rho} = \langle \rho_3^0 \rangle$, $\bar{\omega} = \langle \omega^0 \rangle$, $\bar{\phi} = \langle \phi^0 \rangle$, and t_{3j} represents the third component of isospin of baryon j with the convention that $t_{3p} = 1/2$. The scalar density of baryon j is given by

$$n_j^s = \langle \bar{\psi}_j \psi_j \rangle = \frac{1}{\pi^2} \int k^2 \frac{M_j^*}{\epsilon_j(k)} \{f[\epsilon_j(k)] + \bar{f}[\epsilon_j(k)]\} dk, \quad (11)$$

and the number density by

$$n_j = \langle \bar{\psi}_j \gamma^0 \psi_j \rangle = \frac{1}{\pi^2} \int k^2 \{f[\epsilon_j(k)] - \bar{f}[\epsilon_j(k)]\} dk. \quad (12)$$

f and \bar{f} represent here the occupation numbers of the respective particle and antiparticle states with $\epsilon_j(k) = \sqrt{k^2 + M_j^{*2}}$, and effective chemical potentials μ_j^* . They reduce to a step function at zero temperature. The effective baryon mass M_j^* depends on the scalar mean fields as

$$M_j^* = M_j - g_{\sigma j} \bar{\sigma}, \quad (13)$$

and the effective chemical potentials are related to the chemical potentials via

$$\mu_j^* = \mu_j - g_{\omega j} \bar{\omega} - g_{\rho j} t_{3j} \bar{\rho} - g_{\phi j} \bar{\phi} - \Sigma_0^R. \quad (14)$$

The rearrangement term Σ_0^R is present in models with density-dependent couplings to ensure thermodynamic consistency. It is given by

$$\begin{aligned} \Sigma_0^R = & \sum_{j \in \mathcal{B}} \left(\frac{\partial g_{\omega j}}{\partial n_j} \bar{\omega} n_j + t_{3j} \frac{\partial g_{\rho j}}{\partial n_j} \bar{\rho} n_j + \frac{\partial g_{\phi j}}{\partial n_j} \bar{\phi} n_j \right. \\ & \left. - \frac{\partial g_{\sigma j}}{\partial n_j} \bar{\sigma} n_j^s \right). \end{aligned} \quad (15)$$

In contrast to the nuclear interaction which can be well constrained up to saturation density by information on nuclear properties, the information from hypernuclei

is scarce and does not allow to fix the parameters of the model. In many recent works (Weissenborn et al., 2012; Banik et al., 2014; Miyatsu et al., 2013), the isoscalar vector meson-baryon coupling constants are hence related following a symmetry inspired procedure such that the couplings of hyperons to isoscalar vector mesons are expressed in terms of $g_{\omega N}$ and a few additional parameters, see e.g. Schaffner & Mishustin (1996). In general, an underlying $SU(6)$ -symmetry and ideal ω - ϕ -mixing is assumed, completely fixing the hyperonic couplings in terms of $g_{\omega N}$. Extending the above procedure to the isovector sector would lead to contradictions with the observed nuclear symmetry energy. $g_{\rho N}$ is therefore left as a free parameter and the remaining hyperonic isovector couplings are fixed by isospin symmetry.

This procedure has been adopted for the DD2Y model (Marques et al., 2017), but for the SFHo model with hyperons additional repulsion is needed such that the EoS for cold neutron star matter remains compatible with a maximum mass of $2M_\odot$ as required by observations, see Section 3. We therefore rescale the ω and ϕ -meson hyperon couplings as follows: $g_{M\Lambda} = 1.5g_{M\Lambda}(SU(6))$, $g_{M\Sigma} = 1.5g_{M\Sigma}(SU(6))$, $g_{M\Xi} = 1.875g_{M\Xi}(SU(6))$. This EoS model will be called “SFHoY”. In addition we will discuss the model with $SU(6)$ couplings, called “SFHoY*”.

Comparing properties of single- Λ -hyperons with data on single Λ hypernuclei then allows to determine the remaining scalar coupling (van Dalen et al., 2014; Fortin et al., 2017). Less data are available for Ξ and Σ . An alternative, although less precise, way is to use the values of hyperonic single-particle mean field potentials to constrain the scalar coupling constants. The potential for particle j in k -particle matter is given by

$$U_j^{(k)}(n_k) = M_j^* - M_j + \mu_j - \mu_j^* . \quad (16)$$

We use here standard values at nuclear matter saturation density, n_{sat} (Weissenborn et al., 2012; Fortin et al., 2017), $U_\Lambda^{(N)}(n_{sat}) = -30$ MeV, $U_\Xi^{(N)}(n_{sat}) = -18$ MeV (DD2Y) and -14 MeV (SFHoY), and $U_\Sigma^{(N)}(n_{sat}) = +30$ MeV. In section 3.2 we will show that, in view of the uncertainties on the data, the obtained couplings are compatible with hypernuclear data.

Table 1 summarizes the values of the meson hyperon couplings in both models obtained from the above described procedure.

3 EQUATION OF STATE PROPERTIES

3.1 Summary of constraints

Any model for the EoS has to be confronted with various constraints:

- The recent observation of two massive neutron stars, indicating the maximum mass of a cold, non-

or slowly-rotating (therefore spherically symmetric) neutron star should be above $2M_\odot$ gives a very robust constraint on the interactions at supra-saturation densities.

- Laboratory experiments on finite nuclei can constrain the EoS up to roughly saturation density. The main sources of information are nuclear mass measurements, neutron skin data, nuclear resonances, dipole polarizability of nuclei, nuclear decays, and heavy ion collisions. Experimental data can - within a model used for the analysis- be correlated with nuclear matter properties, which are in general chosen as the coefficients of a Taylor expansion of the energy per baryon of isospin symmetric nuclear matter around saturation. Values with a reasonable precision can be obtained for the saturation density (n_{sat}), binding energy (E_B), incompressibility (K), symmetry energy (E_{sym}) and its slope (L). The extracted values depend of course on the model used for the analysis. In some cases, it has recently been shown that this model dependence can be reduced if values at $n_B = 0.1\text{fm}^{-3}$ are given instead of saturation density (Khan & Margueron, 2013).
- Much effort has recently been devoted to theoretical ab-initio calculations of pure neutron matter in order to constrain the equation of state and roughly up to saturation density good agreement between the different approaches has been achieved. Since compact stars contain neutron rich matter, this information is very interesting and completes the constraints on symmetric matter.

A summary and discussion of the most important available constraints can be found e.g. in Oertel et al. (2017).

The two parameterizations chosen in this paper as basis for the EoS models, DD2 and SFHo, both agree reasonably well with most of the established constraints, see Table 2 for the values of different nuclear matter properties. For comparison we show the values for two other interactions, that of the Lattimer and Swesty EoS (LS) (Lattimer & Swesty, 1991) and that for the TM1 parameterization (Sugahara & Toki, 1994), too. These two interactions have been employed in other recently developed general purpose EoS, including non-nucleonic degrees of freedom, e.g. Ishizuka et al. (2008); Shen et al. (2011); Oertel et al. (2012). Saturation density, binding energy and incompressibility of the two interactions used here lie within standard ranges (Oertel et al., 2017). The compatibility of E_{sym} and L with ranges derived in Lattimer & Lim (2013) (light gray rectangle) and in Oertel et al. (2017) (dark gray rectangle), respectively, are shown in Fig. 1. In contrast to LS and TM1, the values of the two interactions employed here, DD2 and SFHo, are situated well within the rectangles. In Fig. 2 we display the density dependence of the two parameterisations, DD2 and SFHo, we have used as a

Model	$R_{\sigma\Lambda}$	$R_{\omega\Lambda}$	$R_{\phi\Lambda}$	$R_{\rho\Lambda}$	$R_{\sigma\Sigma}$	$R_{\omega\Sigma}$	$R_{\phi\Sigma}$	$R_{\rho\Sigma}$	$R_{\sigma\Xi}$	$R_{\omega\Xi}$	$R_{\phi\Xi}$	$R_{\rho\Xi}$
DD2Y	0.62	2/3	-0.47	0	0.48	2/3	-0.47	2	0.32	0.33	-0.94	1
SFHoY	0.85	1	-0.71	0	0.58	1	-0.71	2	0.51	0.62	-1.77	1
SFHoY*	0.61	2/3	-0.47	0	0.35	2/3	-0.47	2	0.30	0.33	-0.94	1

Table 1 Coupling constants of the mesons to different hyperons within the three models presented here, normalized to the respective meson nucleon coupling, i.e. $R_{Mj} = g_{Mj}/g_{MN}$, except for the ϕ -meson. Here the $g_{\omega N}$ is used for normalisation.

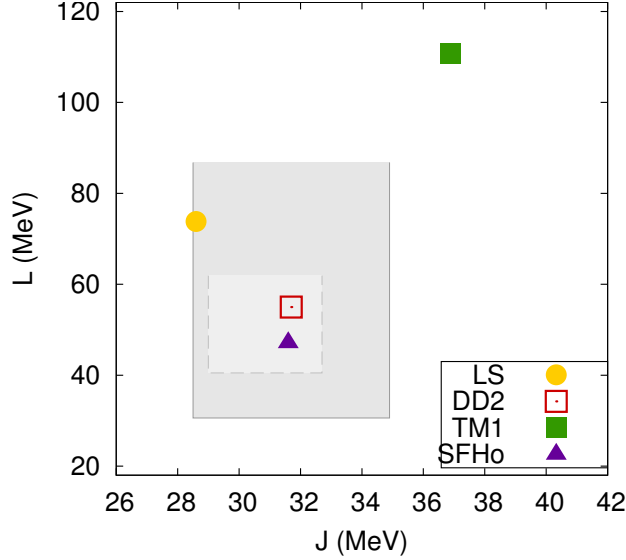


Figure 1. (color online) Values of E_{sym} and L in different nuclear interaction models. The two gray rectangles correspond to the range for E_{sym} and L derived in Lattimer & Lim (2013) (light Gray) and Oertel et al. (2017) (dark gray) from nuclear experiments and some neutron star observations.

Model	n_{sat} (fm^{-3})	E_B (MeV)	K (MeV)	E_{sym} (MeV)	L (MeV)
DD2	0.149	16.0	243	31.7	55.0
SFHo	0.158	16.2	245	31.6	47.1
LS220	0.155	16.0	220	28.6	73.8
TM1	0.145	16.3	281	36.9	110.8

Table 2 Nuclear matter properties of the two nuclear interaction models used within the different EoS models. For comparison, the corresponding values of the interactions of the two standard EoS models, LS (Lattimer & Swesty, 1991) and TM1 (Sugahara & Toki, 1994) are given, too.

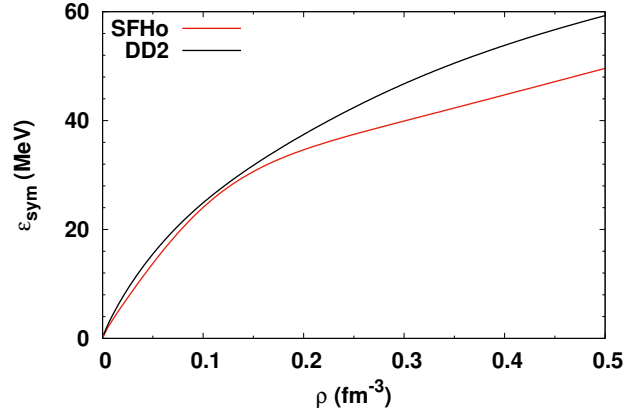


Figure 2. (color online) Symmetry energy as function of baryon number density within the two parameterisations employed here: SFHo and DD2.

basis to construct our EoS models. It is evident that DD2 produces a larger symmetry energy throughout the entire relevant density range.

As mentioned above, ab-initio calculations of pure neutron matter can serve as a constraint on the EoS, too. Hence, in Fig. 3 we show pressure and energy per baryon for pure neutron matter, comparing results from the different nuclear interactions with the ab initio calculations from Hebeler et al. (2013), including an estimate of the corresponding uncertainties. None of the displayed models is in perfect agreement with the theoretical calculations, however, DD2 and SFHo show much better agreement than the standard LS and TM1 models. At densities below roughly $n_B = 0.1 \text{ fm}^{-3}$, where the deviations of our models with the theoretical predictions are largest, one could in addition argue that the EoS of stellar matter is anyway strongly influenced by the treatment of nuclear clusters (nuclear masses, surface effects, thermal excitations, ...) and the interaction model is not very important, see e.g. the discussion in Oertel et al. (2017).

In Fig. 4 we display the mass-radius relation of cold³ spherically symmetric neutron stars within different general purpose EoS models. In addition to the models containing the entire baryon octet discussed here,

³For convenience we have chosen a temperature of $T = 0.1 \text{ keV}$ for producing this figure. In the following discussion of our results we always refer to this temperature upon speaking about “cold” stars.

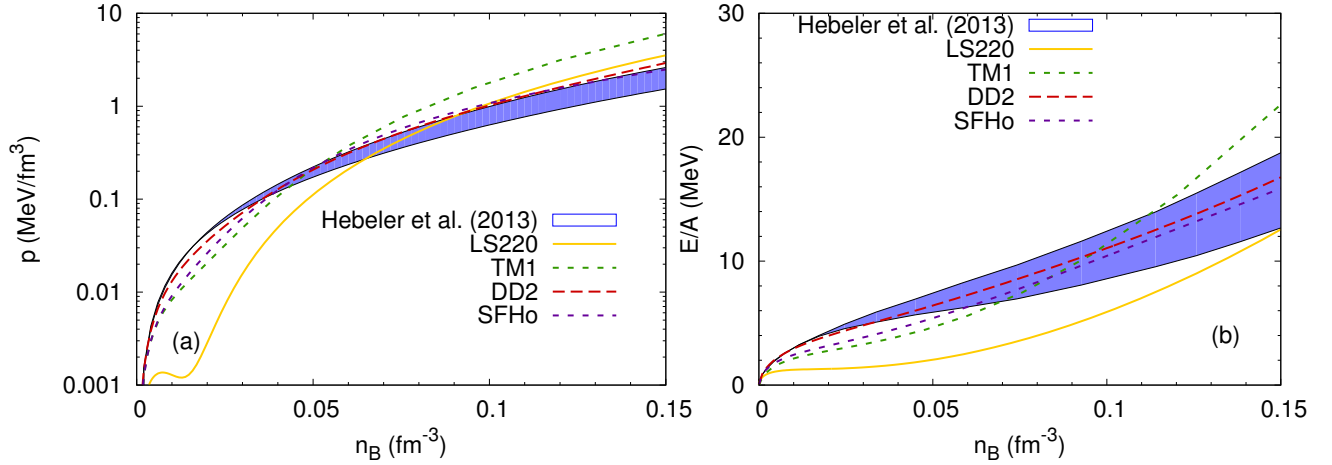


Figure 3. (color online) Pressure (left panel) and energy per baryon (right panel) of pure neutron matter as functions of baryon number density within different nuclear interaction models compared with the ab-initio calculations of Hebeler et al. (2013), indicated by the blue band.

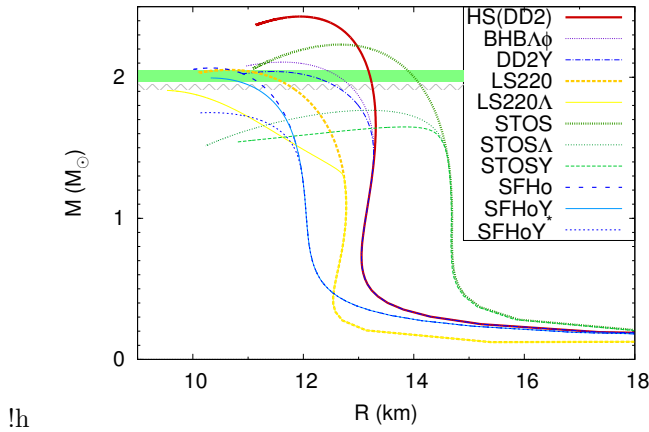


Figure 4. (color online) Gravitational mass versus circumferential equatorial radius for cold spherically symmetric neutron stars within different EoS models. The two horizontal bars indicate the two recent precise NS mass determinations, PSR J1614-2230 (Demorest et al., 2010; Fonseca et al., 2016) (hatched gray) and PSR J0348+0432 (Antoniadis et al., 2013) (green).

DD2Y (Marques et al., 2017), SFHoY, and SFHoY*, we show the purely nuclear LS EoS (Lattimer & Swesty, 1991), its extension with Λ -hyperons (“LS220 Λ ”) (Peres et al., 2013), the nuclear EoS by Shen et al. (“STOS”) employing the TM1 interaction (Shen et al., 1998), its extension with Λ -hyperons (“STOS Λ ”) (Shen et al., 2011) and all hyperons (“STOSY”) (Ishizuka et al., 2008), as well as one model including Λ -hyperons within DD2 from Banik et al. (2014) (“BHB $\Lambda\phi$ ”). It is evident that among the EoS containing hyperons, apart from BHB $\Lambda\phi$ which contains only Λ -hyperons, only the two EoS DD2Y and SFHoY are compatible with the $2M_{\odot}$ -constraint. A summary of cold neutron star properties for the different EoSs is given in Table 3.

3.2 Properties of Λ -hypernuclei

In this section, we study to which extent the hyperonic couplings of DD2Y and SFHoY reproduce experimental data of Λ -hypernuclei. To that end, we follow the approach of Fortin et al. (2017), see this reference for more details on the calculations. To calculate the binding energies of single and double Λ -hypernuclei we have solved Dirac equations for the nucleons and the Λ using the method described in Avancini et al. (2007). A tensor term is included as in Shen et al. (2006) in order to obtain a weak Λ -nuclear spin-orbit interaction. This term has no effect in homogeneous matter. As mentioned in the previous section, we assume the same density dependence for hyperon- and nucleon-meson couplings.

With the values of the coupling constants given in Table 1, the experimental binding energies B_{Λ} of hypernuclei in s- and p-shells as given in Table IV of Gal et al. (2016) are well reproduced, for both models, DD2Y and SFHoY. The bond energy of ${}^6_{\Lambda\Lambda}\text{He}$, the only known

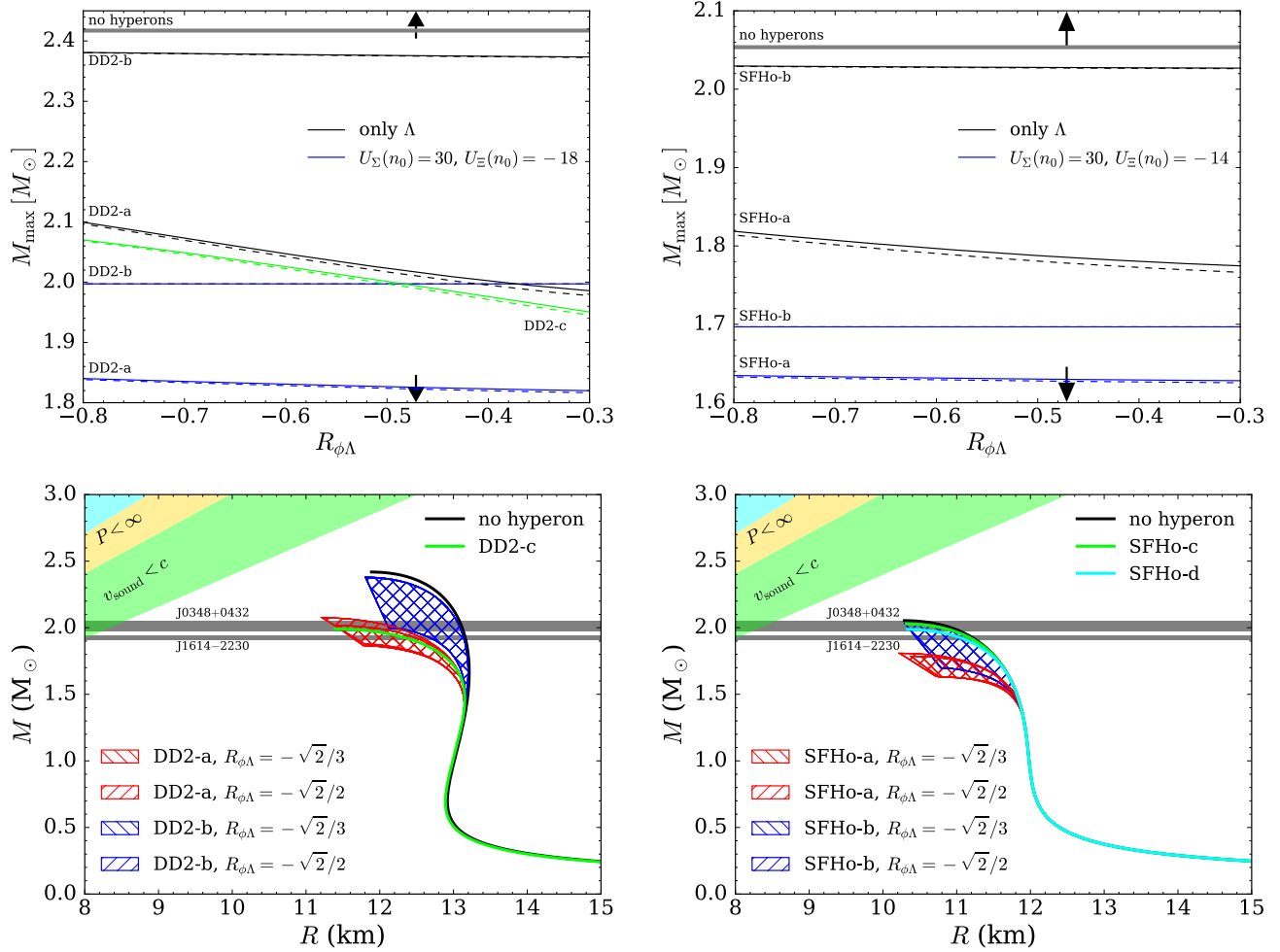


Figure 5. DD2-x (left) and SFHo-x (right) parametrizations, top panels: neutron star maximum mass M_{\max} as a function of $R_{\phi\Lambda}$ for various hyperonic models. The values $R_{\sigma\Lambda}$, $R_{\phi\Lambda}$ and $R_{\sigma^*\Lambda}$ are adjusted to reproduce the binding energies of single Λ -hypernuclei and of ${}^6_{\Lambda\Lambda}\text{He}$ with $\Delta B_{\Lambda\Lambda} = 0.50$ MeV (solid lines) and 0.84 MeV (dashed lines). The arrows indicate the SU(6) value of $R_{\phi\Lambda}$ and the gray line the maximum mass for a purely nucleonic model; bottom panels: MR curves for the parametrizations obtained for the models -a i.e. taking $R_{\Lambda\omega} = 2/3$ (red region) and the models -b that is with $R_{\Lambda\omega} = 1$ (blue region) for the two different values of $R_{\phi\Lambda}$ indicated in the Table 4. In all cases the upper limit is defined including only Λ s and the bottom line including the complete baryonic octet with the couplings chosen as explained in the text. The black line is for pure nucleonic stars and the green line is for the parametrization of the set DD2-c (left) or SFHo-c (right), see the text for details. In the bottom right panel the cyan line identified as SFHo-d was obtained with the calibrated $\sigma - \Lambda$ parameters for $R_{\Lambda\omega} = 1$ and the couplings to the Σ and Ξ as in the SFHoY model

double- Λ hypernucleus, is, on the contrary, not well reproduced by both parameterisations. The reason is that the $\Lambda\Lambda$ interaction is too repulsive at low densities.

In Marques et al. (2017) a second parameterisation, DD2Y σ^* , has been proposed, including the hidden strangeness meson σ^* , coupling to hyperons and rendering the hyperon-hyperon (YY) interaction more attractive at low densities. Within DD2Y σ^* , the bond energy comes out fine. But, the neutron star maximum mass, with a value of only $1.87 M_{\odot}$, does not fulfil the constraints from observations. At the present stage, we will keep the DD2Y parameterisation since developing a new hyperonic model based on the DD2 model is beyond the scope of the present paper. But, as indicated below,

following the directions given in Fortin et al. (2017) for other models, parameterisations can be found in agreement with both, the ${}^6_{\Lambda\Lambda}\text{He}$ bond energy and a neutron star mass of $2M_{\odot}$ as well as the single- Λ hypernuclear data.

To that end, the $SU(6)$ constraint on the isoscalar vector couplings has to be relaxed. This can be seen from Fig. 5. For the top panels of that figure, the ratio $R_{\omega\Lambda}$ has been fixed, and then the ratio $R_{\sigma\Lambda} = g_{\sigma\Lambda}/g_{\sigma N}$ has been fitted to the experimental binding energies B_{Λ} of hypernuclei in the s- and p-shells and the coupling of the Λ to σ^* to the bond energy of ${}^6_{\Lambda\Lambda}\text{He}$, see Fortin et al. (2017) for details. The obtained neutron star maximum mass is then shown as a function of the value of $R_{\phi\Lambda}$

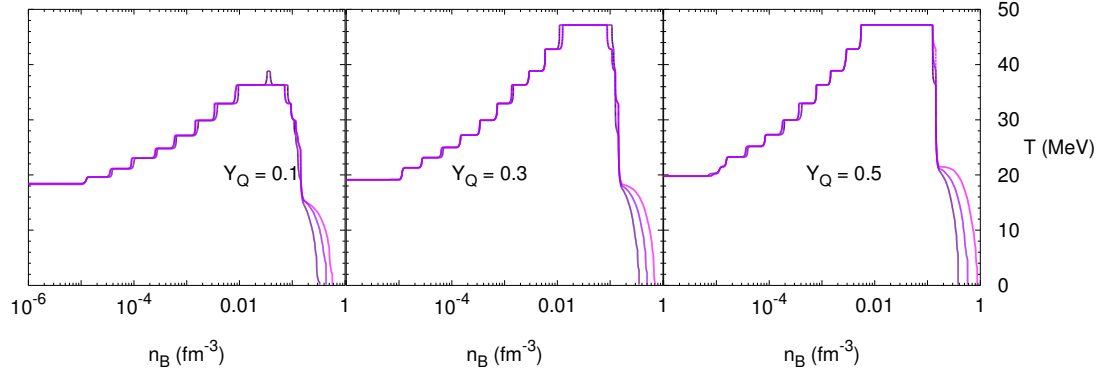


Figure 6. (color online) The lines delimit the regions in temperature and baryon number density for which the overall hyperon fraction exceeds 10^{-4} , which are situated above the lines. Different charge fractions are shown as indicated within the panels. The lines correspond to DD2Y, SFHoY* and SFHoY, respectively, appearing in that order at low temperatures and high densities.

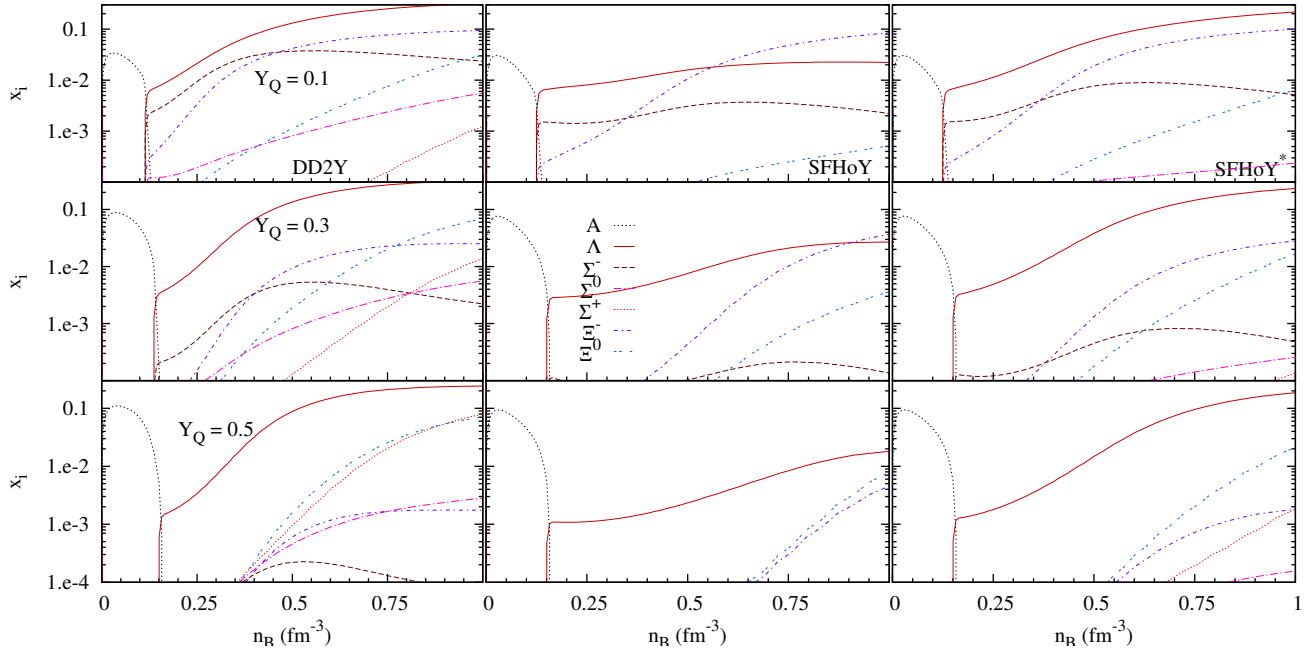


Figure 7. (color online) Particle fractions versus baryonic density for DD2Y (left), SFHoY (middle), and SFHoY* (right) for $T = 30$ MeV and different charge fractions. The label “A” indicates the sum over all different nuclei.

Model	M_g^{max} [M_\odot]	M_B^{max} [M_\odot]	$R_{1.4}$ [km]	f_S	$n_B^{(c)}$ [fm $^{-3}$]
HS(DD2)	2.43	2.90	13.3	-	0.84
BHBA ϕ	2.11	2.47	13.3	0.05	0.96
DD2Y	2.04	2.36	13.3	0.04	1.00
SFHo	2.07	2.44	11.9	-	1.15
SFHoY	1.99	2.36	11.9	0.02	1.18
SFHoY*	1.75	2.02	11.9	0.05	1.25

Table 3 Properties of cold spherically symmetric neutron stars in neutrinoless β -equilibrium: Maximum gravitational and baryonic masses, respectively, the total strangeness fraction, f_S , representing the integral of the strangeness fraction $Y_S/3$ over the whole star, defined as in Weissenborn et al. (2012), and the central baryon number density. The latter two quantities are given for the maximum mass configuration. The radius at a fiducial mass of $M_g = 1.4M_\odot$ is listed, too. For comparison with the hyperonic EoS DD2Y, SFHoY and SFHoY*, the values for the purely nucleonic EoS models HS(DD2) (Fischer et al., 2014) and SFHo (Steiner et al., 2013), as well as the the BHBA ϕ EoS including Λ -hyperons based on HS(DD2) from Banik et al. (2014) are given, too.

for several different cases. The lines labeled DD2- a (SFHo- a) thereby indicate the $SU(6)$ value for $R_{\omega\Lambda}$ and the arrows that for $R_{\phi\Lambda}$, while the lines labeled DD2- b (SFHo- b) were obtained with $R_{\omega\Lambda} = 1$. The lower lines for each model correspond to models containing the entire baryon octet, whereas the upper lines correspond to models with Λ -hyperons only. In the sense that the onset of hyperons softens the EoS, and the softening is stronger the larger the number of hyperons included, the upper and lower curves of each model limit the maximum mass obtained with any hyperonic model almost independently of the details of the couplings of Ξ - and Σ -hyperons which are even less known than that for Λ s due to the lack of relevant experimental data.

The lower curves of the top panel of Fig. 5 were obtained taking the same couplings to the Λ -hyperon as model DD2- a (SFHo- a), and for the Ξ and Σ choosing the $SU(6)$ -coupling to the ω -meson and fitting the coupling to the σ -meson to obtain a single particle potential in nuclear matter of -18 MeV (-14 MeV) and $+30$ MeV, respectively. The coupling of these hyperons to the σ^* and ϕ is taken equal to zero, and, therefore, we consider that the maximum mass determined with this prescription will define a lower limit, since, due to the dominance of the vector meson at high densities, it is expected that its repulsive effect will dominate over the attractive effect of σ^* .

It is obvious that taking $SU(6)$ -values for the ω -couplings and not including the ϕ -meson for Ξ - and Σ -hyperons does not allow to reproduce the $2 M_\odot$ constraint. For DD2, we have, therefore, considered the effect of keeping the coupling of the Λ to all mesons as in

DD2- a and, besides, coupling the Σ and Ξ also to the ϕ -meson keeping the $SU(6)$ -values for the vector mesons, these models are labelled DD2- c in Fig. 5 top-left panel. Under these conditions, it is possible to describe two solar mass stars for a large enough $R_{\phi\Lambda}$. However, for SFHo, even taking only the Λ -hyperon with the Λ -meson coupling calibrated with the $SU(6)$ -values for the ω does not allow for a two solar mass star. Only breaking the $SU(6)$ symmetry for both ω and ϕ vector-mesons the two solar masses constraint is satisfied.

In Table 4 we give, for two values of $R_{\omega\Lambda}$ and two values of $R_{\phi\Lambda}$ the calibrated values of $R_{\sigma\Lambda}$ and $R_{\sigma^*\Lambda}$. For reference, the corresponding values of the Λ -potential in symmetric baryonic matter at saturation $U_\Lambda^{(N)}(n_{sat})$ obtained from Eq. (16) are given as well as $U_\Lambda^{(\Lambda)}(n_{sat})$, and $U_\Lambda^{(\Lambda)}(n_{sat}/5)$, the Λ single-particle potential in Λ -matter. It is interesting to notice that for DD2 $U_\Lambda^{(\Lambda)}(n_{sat}/5)$ is close to the value of -5 MeV, as generally used in the literature to fix these couplings.

In order to better understand the predictions obtained for the neutron stars mass-radius relation, we display in Fig. 5 (bottom panels) the complete M - R curves and illustrate with a hashed region the region limited by the upper and lower limits shown in the top panels of the same figure. The black line represents pure nucleonic stars. We also include in the figure the constraints imposed by the two pulsars PSR J1614-2230 (Demorest et al., 2010; Fonseca et al., 2016) and PSR J0348+0432 (Antoniadis et al., 2013). All configurations obtained with the larger ω couplings are within the observed masses, while for the $SU(6)$ -couplings some configurations could be too small.

The green line in the bottom-left panel labelled DD2- c was calculated taking for the ϕ -couplings the $SU(6)$ -values. A maximum mass of $1.99 M_\odot$ is obtained, just slightly smaller than the maximum mass determined with DD2Y and clearly above DD2Y σ^* , where Ξ - and Σ -hyperons couple to σ^* , too. This last difference can be attributed to the fact that DD2Y σ^* has a much larger fraction of negatively charged hyperons and, therefore, smaller amount of electrons.

For the SFHo model, two extra $M - R$ curves are shown in the bottom-right panel with different choices for the vector-meson couplings, the models labelled SFHo- c (green) and SFHo- d (cyan). The SFHo- c model with calibrated Λ -couplings to hypernuclei and the Σ and Ξ potentials in symmetric matter as above, has ratios $R_{\omega i} = 1$ for all hyperons and $R_{\phi\Lambda} = R_{\phi\Sigma} = -0.707$ and $R_{\phi\Xi} = -1.77$, and predicts a maximum mass of $2.03 M_\odot$, slightly above the one given by SFHoY, very close to the maximum mass obtained including only calibrated Λ s, see the top curves for SFHo- b in Fig. 5 top right pannel. The SFHo- d model was obtained with the calibrated Λ parameters with $R_{\Lambda\omega} = 1$ and $R_{\phi\Lambda} = -0.707$ and the couplings to the Σ and Ξ as in the SFHoY model. Star

Model	$\Delta B_{\Lambda\Lambda} = 0.50$							$\Delta B_{\Lambda\Lambda} = 0.84$		
	$R_{\omega\Lambda}$	$R_{\sigma\Lambda}$	$U_{\Lambda}^N(n_{sat})$	$R_{\phi\Lambda}$	$R_{\sigma^*\Lambda}$	$U_{\Lambda}^{\Lambda}(n_{sat})$	$U_{\Lambda}^{\Lambda}(n_{sat}/5)$	$R_{\sigma^*\Lambda}$	$U_{\Lambda}^{\Lambda}(n_{sat})$	$U_{\Lambda}^{\Lambda}(n_{sat}/5)$
DD2- <i>a</i>	2/3	0.623	-31	$-\sqrt{2}/3$	0.545	-13.40	-4.06	0.564	-15.79	-4.79
DD2- <i>a</i>	2/3	0.623	-31	$-\sqrt{2}/2$	0.840	-12.78	-4.10	0.852	-15.06	-5.33
DD2- <i>b</i>	1	0.900	-37	$-\sqrt{2}/3$	0.576	-9.63	-4.38	0.600	-12.68	-4.81
DD2- <i>b</i>	1	0.900	-37	$-\sqrt{2}/2$	0.860	-6.61	-4.36	0.876	-9.55	-5.33
SFHo- <i>a</i>	2/3	0.609	-29	$-\sqrt{2}/3$	0.461	-14.17	-6.52	0.501	-16.86	-7.07
SFHo- <i>a</i>	2/3	0.609	-29	$-\sqrt{2}/2$	0.751	-13.69	-6.56	0.777	-16.47	-7.13
SFHo- <i>b</i>	1	0.870	-34	$-\sqrt{2}/3$	0.485	-9.21	-10.58	0.526	-12.08	-11.18
SFHo- <i>b</i>	1	0.870	-34	$-\sqrt{2}/2$	0.767	-8.53	-10.65	0.793	-11.33	-11.23

Table 4 Calibration to Λ -hypernuclei and ${}^6_{\Lambda\Lambda}\text{He}$ for models with the $SU(6)$ -value, $R_{\omega\Lambda} = 2/3$ (a), and $R_{\omega\Lambda} = 1$ (b). For given a $R_{\omega\Lambda}$, values of $R_{\sigma\Lambda}$ are calibrated to reproduce the binding energies B_{Λ} of single hypernuclei in the s- and p-shells. The value of the Λ -potential in symmetric baryonic matter at saturation is given for reference. For given $R_{\phi\Lambda}$, $R_{\sigma^*\Lambda}$ are calibrated to reproduce the upper and lower values of the bond energy of ${}^6_{\Lambda\Lambda}\text{He}$. For reference the Λ -potential in pure Λ -matter at saturation and at $n_{sat}/5$ are also given. All energies are given in MeV.

properties obtained with this model are very similar to the ones obtained with SFHoY.

3.3 Hyperon content and thermodynamic properties

Let us now discuss the properties of homogeneous matter obtained within the different EoS models, DD2Y, SFHoY and SFHoY*. Although there are small quantitative differences, the regions in temperature and baryon number density where the overall hyperon fraction exceeds 10^{-4} , see Fig. 6, have a very similar shape in the different models. The bump in the curves, i.e., the part of the lines above approximately 20 MeV, where the abundance of hyperons is still below 10^{-4} , arises from the competition between light nuclear clusters and hyperons in this particular temperature and density domain and does not exist in the EoSs built on nuclear models without light clusters, see Oertel et al. (2017). In a more complete model, where light clusters and hyperons are allowed to coexist, the bump would probably disappear and above a temperature of roughly 20 MeV, hyperons would exist at any density. In Menezes & Providência (2017), hyperon fractions have been calculated in the presence of heavy clusters. Under these conditions these fractions were always below 10^{-5} . However, heavy clusters melt at quite low temperatures, so it is important to also include light clusters explicitly. At large temperatures results are insensitive to the interaction but do depend on the number of competing species, such that the hyperon onset temperature is very similar within all models.

The main differences between models occur at low temperatures when the results are sensitive to the hyperon-meson interactions. Thus, in particular for cold neutron stars, the hyperon onset density is lower in DD2Y than in SFHoY. There are two reasons for that. First, the

additional repulsion needed in SFHoY to be consistent with the $2M_{\odot}$ constraint suppresses hyperonic degrees of freedom at high density and low temperatures. Therefore in model SFHoY*, with $SU(6)$ couplings and thus less repulsion than SFHoY, hyperons appear at lower densities. Second, the smaller symmetry energy in SFHo compared with DD2, see Fig. 2, effectively disfavors hyperons with respect to nucleons.

Let us discuss these assertions now in more detail. In Fig. 7 the hyperon fractions are plotted as a function of the baryonic density for different electron fractions and $T = 30$ MeV. DD2Y clearly has the largest overall hyperon fractions. Again, this can be due to the larger couplings to vector mesons in the SFHoY model and to the smaller symmetry energy of SFHo to DD2 for all densities. Comparing SFHoY and SFHoY* corroborates these arguments: the latter has larger hyperon fractions due to less repulsive couplings, but does not reach DD2Y due to the smaller symmetry energy. In all three models, due to the high temperature, the hyperon onset density is very similar and strongly correlated with the disappearance of nuclear clusters in favor of homogeneous matter. Within DD2Y, above the onset density the overall hyperon fraction strongly increases with density. This is slightly less true for SFHoY* and much less for SFHoY, where the additional repulsion for hyperons more strongly affects the results at high densities.

The three most abundant hyperons obtained within all models at $Y_Q = 0.1$ coincide: Λ , Ξ^- and Σ^- . Λ has the smallest mass and the abundance of the two other is due to the well known negative isospin projection, favoring negatively charged particles in matter with low charge fractions. It is interesting to see that Ξ^- in SFHoY is as abundant as in DD2Y at large densities, and contrary to DD2Y they become more abundant than Λ -hyperons.

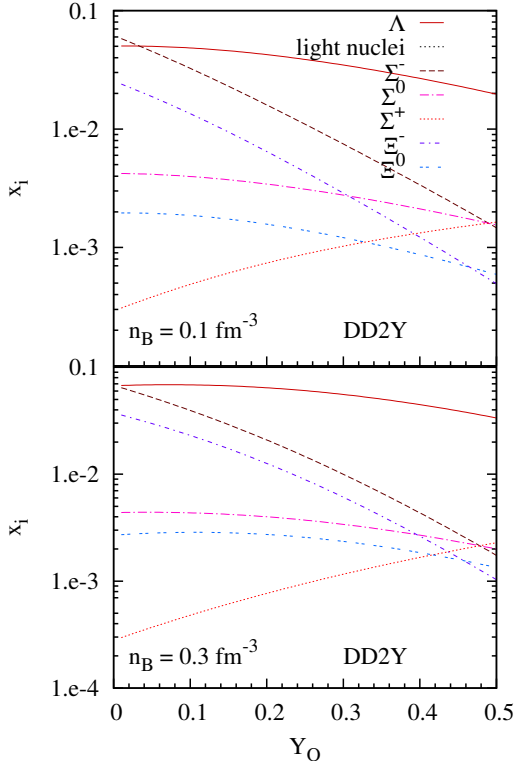


Figure 8. (color online) Hyperon fractions versus charge fraction Y_Q for DD2Y for $T = 50$ MeV and different baryonic densities.

The reason is that with our proposal the couplings of the Ξ are less increased with respect to the $SU(6)$ values than for the other hyperons, and as a consequence at large densities and for very asymmetric matter the Ξ -hyperons become preferred even to the much less massive Λ . In SFHoY*, where $SU(6)$ -couplings are employed, still Λ -hyperons remain most abundant at high densities, although the smaller symmetry energy in SFHo with respect to DD2 more strongly favors negatively charged particles at low Y_Q .

With increasing charge fraction Y_Q , neutral and positively charged hyperons and less massive ones are favored. For $Y_Q = 0.5$, apart from Λ -hyperons, the two most abundant hyperons are Ξ^0 and Σ^+ followed by Ξ^- for DD2Y. For SFHoY Ξ^0 and Ξ^- are the most abundant and the Σ s are not present: again repulsion is too strong for Σ -hyperons.

In Fig 8 we plot the hyperon fractions obtained within DD2Y as a function of the charge fraction for $T = 50$ MeV and $n_B = 0.1$ and 0.3 fm^{-3} . The hyperon Λ is the most abundant for all fractions shown except for very small fractions and $n_B = 0.1 \text{ fm}^{-3}$: this is the hyperon with the lowest mass and the most bound in symmetric nuclear matter. However, the abundance of the isoscalar Λ only moderately depends on Y_Q , and for very small Y_Q , x_{Σ^-} exceeds x_Λ . With decreasing charge fraction, the charge chemical potential decreases, favoring thus negatively charged particles, Σ^- and Ξ^- . In the present

RMF models this is expressed via the coupling to the ρ -meson. Inversely, x_{Σ^+} increases with increasing charge fraction. On the other extreme, for $Y_Q \sim 0.5$, the abundance of the different hyperon species mainly depends on their mass, such that $x_{\Sigma^+} > x_{\Sigma^-}$. At this high temperatures, the hyperonic interactions only marginally influence the ordering of the hyperons. At $T = 0$, where interactions are important, the first hyperon to set in is the Λ followed by the Ξ^- . The effect of temperature, which favors hyperons with smaller masses, is larger for the smaller densities and this explains why the difference between Σ^- and Ξ^- is larger for $n_B = 0.1 \text{ fm}^{-3}$ than for $n_B = 0.3 \text{ fm}^{-3}$. Results obtained within the other two models are very similar, the ordering of the hyperons being the same, the only difference being the abundances that are smaller, in particular for SFHoY.

The effect of temperature is better understood from Fig. 9, where we display the particle fractions as a function of temperature for a reference charge fraction, $Y_Q = 0.3$, and three values of the baryonic density. Some common features are present in all the three models. For the lowest temperatures, the same sequence of hyperons occurs with respect to their abundance in all models but the smallest abundance are obtained for SFHoY, followed by SFHoY* and DD2Y. At large temperatures, the Σ^+ and the Ξ^0 become more abundant than their neutral or negatively charged counterparts Σ^0 and Ξ^- if the density is not too large. This change of abundance will occur at lower temperatures for DD2Y, followed by SFHoY* and finally SFHoY. A quite different picture is described at $T = 100$ MeV and $n_B = 0.5 \text{ fm}^{-3}$ by DD2Y where all fractions, except for Λ hyperons, coincide than by the two other models. With SFHoY, the fraction of Σ^+ is still the lowest and about 0.25 smaller than x_{Ξ^-} . This is a consequence of the smaller symmetry energy in the two models based on SFHo, and the larger repulsion felt by hyperons in SFHoY. In this model, the same scenario of equal fractions is pushed to higher temperatures and/or densities. It is clear that the abundances change as function of the different density values, and, in particular, the most abundant hyperon after the Λ is the Σ^- for the two lower densities and the Ξ^- for $n_B = 0.5 \text{ fm}^{-3}$. This change is related to the fact that at low densities and high temperatures, the interactions only slightly influence the abundances, which are mostly given by masses. At high densities, as seen here for $n_B = 0.5 \text{ fm}^{-3}$ (bottom panels), we approach the situation at zero temperature discussed before where interactions are important and Ξ^- becomes the first hyperon to set after Λ 's.

Obviously, large hyperon abundances have strong effects on thermodynamic quantities, too. Hence, as can be seen from Fig. 10, pressure and free energy per baryon are considerably reduced above roughly 2-3 times nuclear saturation density in the models with hyperons compared with the purely nucleonic ones. The reduction

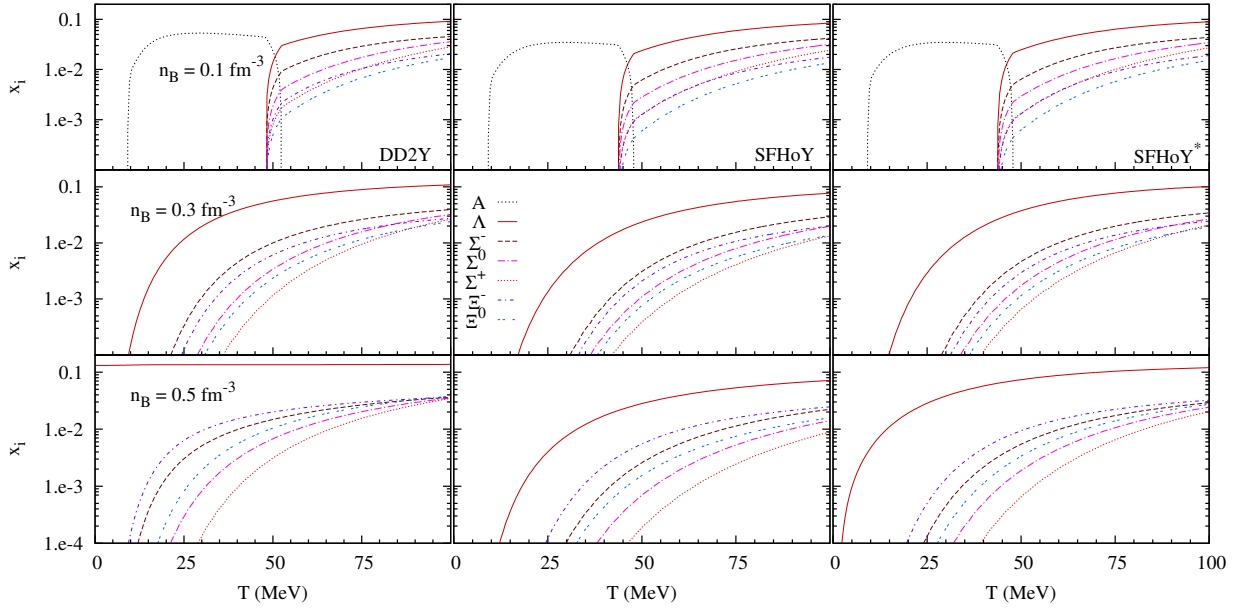


Figure 9. (color online) Particle fractions as function of temperature for different values of fixed baryon number density and charge fraction $Y_Q = 0.3$ within DD2Y (left), SFHoY (middle) and SFHoY* (right) EoS.

is most important for low electron fractions. This is clearly understandable since, as seen before, the overall hyperon fractions are highest for small electron fractions. The higher hyperon fractions in DD2Y compared with SFHoY* and in particular SFHoY explain the larger reduction within DD2Y (and SFHoY*), too. As already discussed in Marques et al. (2017), only a small further reduction in DD2Y with respect to BHBA ϕ can be observed. This is due to the fact that the overall hyperon fraction is very similar in both models, the additional hyperonic degrees of freedom in DD2Y being compensated by a higher Λ -fraction in BHBA ϕ . When comparing SFHoY and SFHoY* the reduction is larger in the second model because higher hyperon fractions are present, due to the less repulsive hyperonic interactions.

In Fig. 11, pressure and free energy are plotted as function of temperature for different values of n_B and an intermediate value of $Y_e = 0.3$. The results again confirm our above findings: the presence of hyperonic degrees of freedom reduce pressure and free energy with its impact increasing with temperature, as the hyperon fractions increase. Again, the effect is less pronounced in SFHoY since for the density values shown the more strongly repulsive hyperonic interactions diminish the influence of hyperons within this model. As can be seen comparing SFHoY* and DD2Y, the smaller symmetry energy within SFHo also plays a non-negligible role in rendering hyperons less important within the models based on SFHo.

The fraction of hyperons and the way they are distributed among the different species at a given temperature will affect the entropy per baryon, s_B , of the

system, too. If the energy is shared among an increased number of degrees of freedom, thermal excitations will be reduced for each of them and entropy will be higher for systems with hyperons than for purely nucleonic ones at a given temperature. On the other hand, for a given s_B , we expect a lower temperature in systems with hyperons. This is confirmed by the results shown in Figs. 12 and 13, where temperature as function of baryon number density for three different values of entropy per baryon ($s_B = 1, 2, 4$) is displayed. These entropy values correspond to typical values in proto-neutron stars. In Fig. 12, the overall lepton fraction (including neutrinos) has been fixed to $Y_L = 0.4$, again a typical value for proto-neutron stars before neutrinos diffuse out of the star. In Fig. 13, the same quantities are plotted for β -equilibrated stellar matter with no trapped neutrinos. As expected, as soon as hyperons set in, the temperature drops. This effect is more pronounced within DD2Y due to the larger amount of hyperons. Comparing Figs. 12 and 13, it can be seen that for matter without neutrinos, temperatures are generally larger since due to the absence of neutrinos, there is one degree of freedom less. In this case hyperons set in at very low densities, the larger the entropy the lower the onset density.

It is interesting to notice that already if only nucleons are considered, the two models show non negligible differences. SFHo predicts lower temperatures than DD2 both for matter with trapped and neutrino free matter (see Figs. 12 and 13). This is probably due to the differences in the symmetry energy: a smaller symmetry energy leads to lower proton fractions and, thus, electron fractions, leading to a lower temperature for

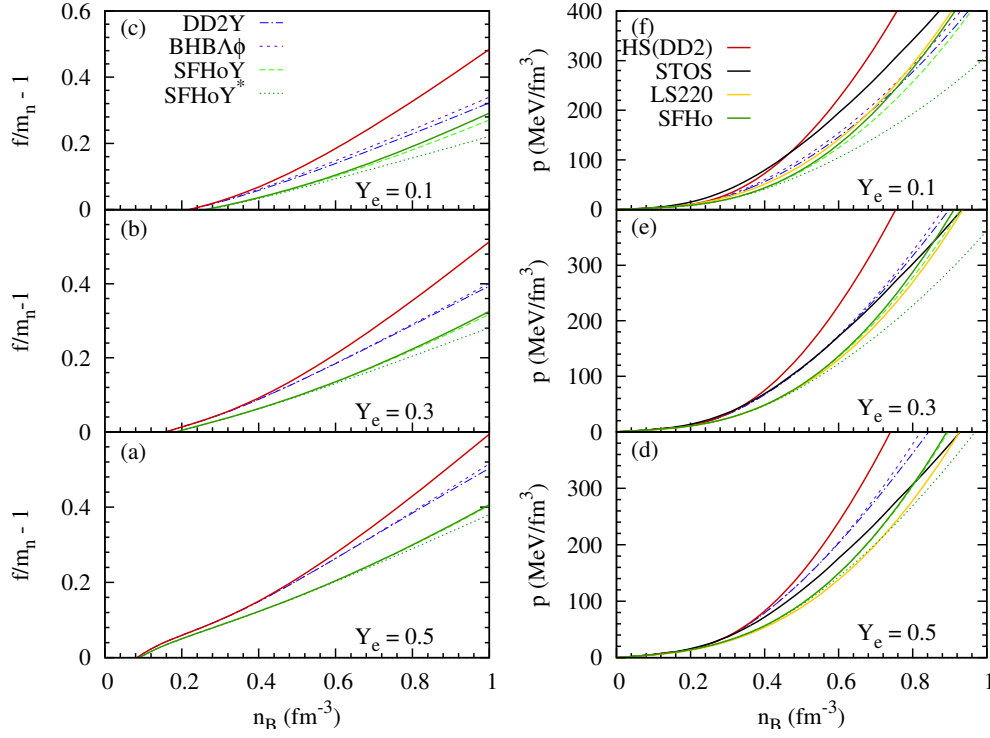


Figure 10. (color online) Pressure (panels d-f) and normalised free energy per baryon (panels a-c) as function of baryon number density for different values of fixed electron fraction and $T = 30$ MeV within different EoS. Contributions from electrons/positrons and photons are included, demanding overall charge neutrality, i.e. $Y_e = Y_Q$. For information, the pressure in the classical models LS220 and STOS is displayed, too.

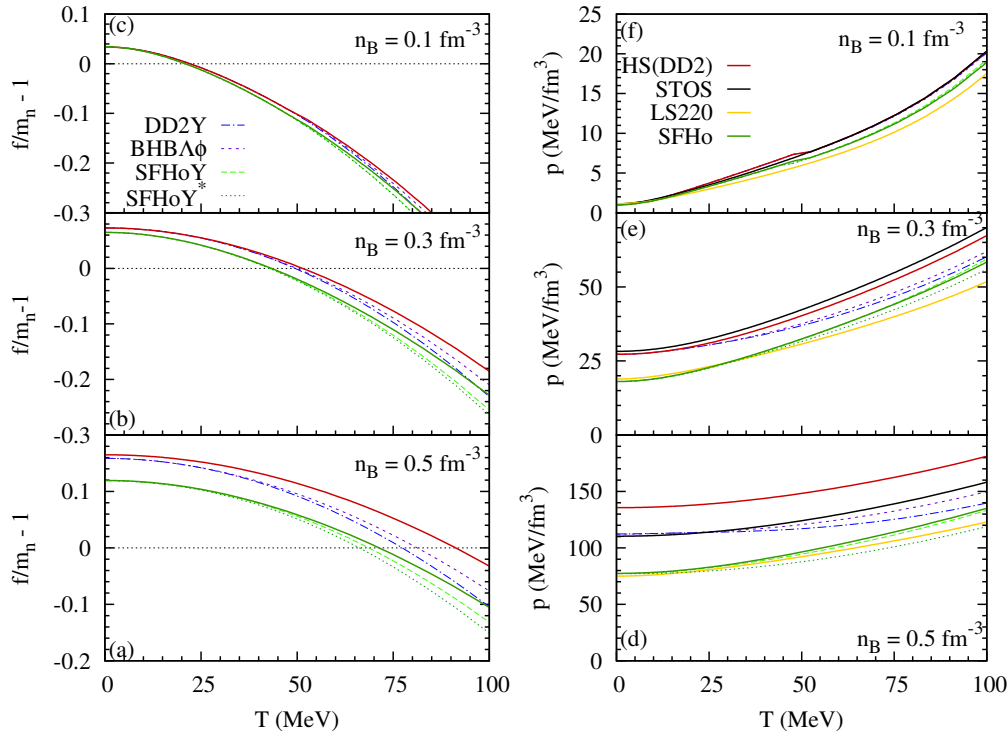


Figure 11. (color online) Same as Fig. 10, but as function of temperature for $Y_e = 0.3$ and different fixed values of n_B .

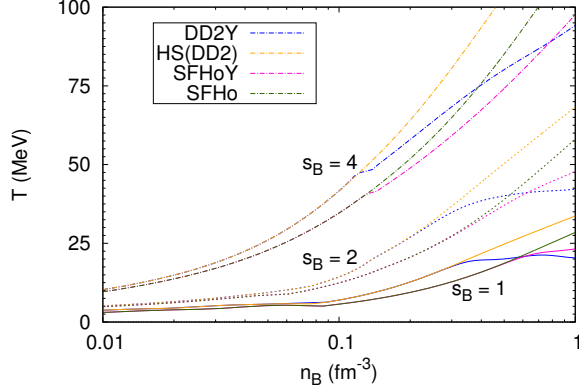


Figure 12. (color online) Temperature as function of baryon number density for different values of fixed entropy per baryon: $s_B = 1$ (plain lines), $s_B = 2$ (dashed lines) and $s_B = 4$ (dash-dotted lines) comparing purely nucleonic models with hyperonic ones, HD(DD2) and DD2Y as well as SFHo and SFHoY. The lepton fraction has been fixed to $Y_L = 0.4$.

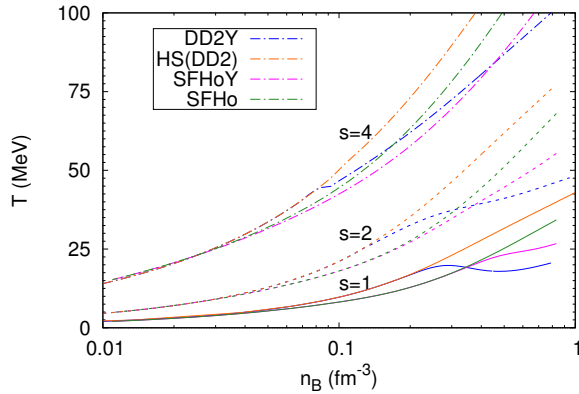


Figure 13. (color online) Same as Fig. 12, but considering neutrinoless β -equilibrium instead of $Y_L = 0.4$.

a given entropy per baryon. The effect is slightly more pronounced at fixed lepton fraction, since a lower electron fraction corresponds to a larger neutrino fraction within the SFHo model, too, lowering additionally the temperature needed for a given entropy per baryon.

4 SUMMARY AND CONCLUSIONS

Two new general purpose EoS applicable within neutron star merger and core-collapse simulations and including hyperons were proposed and discussed. The two EoS are based on the nucleonic EoS SFHo (Steiner et al., 2013). The entire baryonic octet is considered and the hyperonic interaction is described in the standard way for RMF models, i.e. mediated by σ , ω and ρ -mesons plus the isoscalar-vector meson with hidden strangeness ϕ . In one of the models the couplings of the isoscalar-vector mesons were obtained imposing $SU(6)$ -symmetry, SFHoY*, as done in most models including hyperons due to the lack of experimental information on hyperonic couplings. Since within this model the maximum mass of a cold β -equilibrated neutron star is clearly below $2M_\odot$, in our second model, SFHoY, the $SU(6)$ -constraint has been relaxed and more repulsive couplings were chosen. Within the latter parametrization, the maximum mass is compatible with the constraints imposed by the two pulsars PSR J1614-2230 (Demorest et al., 2010; Fonseca et al., 2016) and PSR J0348+0432 (Antoniadis et al., 2013). To determine the isoscalar scalar hyperonic couplings, we have considered the following values for the hyperonic single particle potentials in symmetric nuclear matter: $U_\Lambda^{(N)}(n_{sat}) = -30$ MeV, $U_\Sigma^{(N)}(n_{sat}) = +30$ MeV, $U_\Xi^{(N)}(n_{sat}) = -14/-18$ MeV. We have shown, following the lines of Fortin et al. (2017) that the chosen interactions are compatible with properties of single Λ -hyperons. For future extension of our work we have indicated other parameterisations based on both the DD2 and SFHo models, which in addition allow to reproduce the bond energy of ${}^6_{\Lambda\Lambda}\text{He}$ and to describe for two solar mass neutron stars. Our new EoS are available in tabular form from the COMPOSE database (Typel et al., 2015), see appendix B.

The DD2Y EoS proposed in Marques et al. (2017) and our new model SFHoY are the only general purpose EoS models containing the entire baryon octet up to now well compatible with the relevant constraints on the EoS. One of the main differences between these two models is the much softer symmetry energy in the underlying nuclear model SFHo than in DD2. Together with the additional repulsion needed in SFHoY to obtain a $2M_\odot$ cold neutron star this leads to much lower overall hyperon fractions in SFHoY than in DD2Y. Consequently the effects on thermodynamic properties are much less pronounced in SFHoY.

In view of all above results, we may expect a different

proto-neutron star evolution and an impact on neutron star merger dynamics from including hyperonic degrees of freedom within the EoS. Indications can be found from the simulations of black hole (BH) formation showing a reduced time until collapse to a BH (see e.g. Peres et al. (2013)) in the presence of hyperons, but further studies are in order with EoS models, such as those presented here, allowing for all hyperons and being compatible with constraints, in particular a $2M_{\odot}$ cold neutron star.

5 ACKNOWLEDGEMENTS

This work has been partially funded by the “Gravitation et physique fondamentale” action of the Observatoire de Paris, by Fundação para a Ciência e Tecnologia (FCT), Portugal, under the project No. UID/FIS/04564/2016, and the COST action MP1304 “NewComsptar”.

REFERENCES

- Abbott B. P., et al., 2017a, *Phys. Rev. Lett.*, 119, 161101
- Abbott B. P., et al., 2017b, *Astrophys. J. Lett.*, 848, L12
- Antoniadis J., et al., 2013, *Science*, 340, 448
- Avancini S. S., Marinelli J. R., Menezes D. P., de Moraes M. M. W., Providencia C., 2007, *Phys. Rev.*, C75, 055805
- Banik S., Hempel M., Bandyopadhyay D., 2014, *Astrophys.J.Suppl.*, 214, 22
- Bauswein A., Janka H., Hebeler K., Schwenk A., 2012, *Phys.Rev.*, D86, 063001
- Bauswein A., Clark J., Stergioulas N., Janka H. T., 2016, in 14th Marcel Grossmann Meeting on Recent Developments in Theoretical and Experimental General Relativity, Astrophysics, and Relativistic Field Theories (MG14) Rome, Italy, July 12-18, 2015.
- Burrows A., Lattimer J. M., 1986, *Astrophys. J.*, 307, 178
- Buyukcizmeci N., Botvina A. S., Mishustin I. N., 2014, *Astrophys.J.*, 789, 33
- Demorest P., Pennucci T., Ransom S., Roberts M., Hessels J., 2010, *Nature*, 467, 1081
- Dutra M., Lourenço O., Avancini S., Carlson B., Delfino A., et al., 2014, *Phys.Rev.*, C90, 055203
- Faber J. A., Rasio F. A., 2012, *Living Rev.Rel.*, 15, 8
- Fischer T., Hempel M., Sagert I., Suwa Y., Schaffner-Bielich J., 2014, *Eur.Phys.J.*, A50, 46
- Fonseca E., et al., 2016, *Astrophys. J.*, 832, 167
- Fortin M., Avancini S. S., Providência C., Vidaña I., 2017, *Phys. Rev. C*, 95, 065803
- Fryer C. L., Belczynski K., Ramirez-Ruiz E., Rosswog S., Shen G., Steiner A. W., 2015, *Astrophys. J.*, 812, 24
- Gal A., Hungerford E. V., Millener D. J., 2016, *Rev. Mod. Phys.*, 88, 035004
- Gulminelli F., Raduta A. R., 2015, *Phys. Rev.*, C92, 055803
- Hebeler K., Lattimer J., Pethick C., Schwenk A., 2013, *Astrophys.J.*, 773, 11
- Heckel S., Schneider P. P., Sedrakian A., 2009, *Phys. Rev.*, C80, 015805
- Hempel M., Schaffner-Bielich J., 2010, *Nucl. Phys.*, A837, 210
- Hempel M., Fischer T., Schaffner-Bielich J., Liebendörfer M., 2012, *ApJ*, 748, 70
- Hotokezaka K., Kyutoku K., Tanaka M., Kiuchi K., Sekiguchi Y., Shibata M., Wanajo S., 2013, *Astrophys. J. Lett.*, 778, L16
- Ishizuka C., Ohnishi A., Tsubakihara K., Sumiyoshi K., Yamada S., 2008, *J. Phys. G*, 35, 085201
- Keil W., Janka H. T., 1995, *Astron. Astrophys.*, 296, 145
- Khan E., Margueron J., 2013, *Phys. Rev.*, C88, 034319
- Lattimer J. M., Lim Y., 2013, *Astrophys. J.*, 771, 51
- Lattimer J. M., Swesty F. D., 1991, *Nucl.Phys.*, A535, 331
- Lawrence S., Tervala J. G., Bedaque P. F., Miller M. C., 2015, *Astrophys. J.*, 808, 186
- Marques M., Oertel M., Hempel M., Novak J., 2017, *Phys. Rev.*, C96, 045806
- Menezes D. P., Providência C., 2017, *Phys. Rev. C*, 96, 045803
- Miyatsu T., Yamamuro S., Nakazato K., 2013, *Astrophys.J.*, 777, 4
- Nakazato K., Sumiyoshi K., Yamada S., 2008, *Phys. Rev.~D*, 77, 103006
- Oertel M., Fantina A., Novak J., 2012, *Phys.Rev.*, C85, 055806
- Oertel M., Hempel M., Klähn T., Typel S., 2017, *Rev. Mod. Phys.*, 89, 015007
- Peres B., Oertel M., Novak J., 2013, *Phys.Rev.*, D87, 043006
- Pons J. A., Reddy S., Prakash M., Lattimer J. M., Miralles J. A., 1999, *Astrophys. J.*, 513, 780
- Raduta A., Gulminelli F., 2010, *Phys.Rev.*, C82, 065801
- Read J. S., Baiotti L., Creighton J. D. E., Friedman J. L., Giacomazzo B., et al., 2013, *Phys.Rev.*, D88, 044042
- Sagert I., Fischer T., Hempel M., Pagliara G., Schaffner-Bielich J., Mezzacappa A., Thielemann F.-K., Liebendörfer M., 2009, *Phys. Rev. Lett.*, 102, 081101
- Schaffner J., Mishustin I. N., 1996, *Phys. Rev. C*, 53, 1416
- Sekiguchi Y., Kiuchi K., Kyutoku K., Shibata M., 2011, *Phys. Rev. Lett.*, 107, 051102
- Shen H., Toki H., Oyamatsu K., Sumiyoshi K., 1998, *Prog.Theor.Phys.*, 100, 1013
- Shen H., Yang F., Toki H., 2006, *Prog. Theor. Phys.*,

- 115, 325
- Shen H., Toki H., Oyamatsu K., Sumiyoshi K., 2011, *Astrophys.J.Suppl.*, 197, 20
- Steiner A. W., Prakash M., Lattimer J. M., Ellis P. J., 2005, *Phys. Rept.*, 411, 325
- Steiner A. W., Hempel M., Fischer T., 2013, *ApJ*, 774, 17
- Sugahara Y., Toki H., 1994, *Nucl. Phys. A*, 579, 557
- Sumiyoshi K., Röpke G., 2008, *Phys. Rev.*, C77, 055804
- Typel S., Röpke G., Klähn T., Blaschke D., Wolter H., 2010, *Phys.Rev.*, C81, 015803
- Typel S., Oertel M., Klähn T., 2015, *Phys. Part. Nucl.*, 46, 633
- Weissenborn S., Chatterjee D., Schaffner-Bielich J., 2012, *Phys.Rev.*, C85, 065802
- van Dalen E. N. E., Colucci G., Sedrakian A., 2014, *Phys. Lett. B*, 734, 383

A COMBINING DIFFERENT PARTS OF THE EOS

The HS(DD2) and the SFHo EOS contain the transition from inhomogeneous or clustered matter to uniform nucleonic matter. This is done via the excluded volume mechanism, which suppresses nuclei around and above nuclear saturation density. On top of that, for some thermodynamic conditions a Maxwell construction over a small range in density is necessary, for details see Hempel et al. (2012).

Here the situation is slightly more complicated, since homogeneous matter might contain hyperons. In the simplest case, hyperons appear within homogeneous (nucleonic) matter and it is sufficient to minimize the free energy of the homogeneous system to decide upon the particle content of matter. Such a situation occurs at low temperatures and high densities.

In some parts of the T - n_B diagram, however, a transition from inhomogeneous matter directly to hyperonic homogeneous matter is observed. This is the case at low densities and high temperatures, i.e. the density regions up to the bumps in Fig. 6. There, light clusters compete with hyperonic degrees of freedom with only very small differences in free energy which are of the order of the numerical accuracy of the EoS calculation. To technically construct the transition in this region, we follow a similar prescription as in Banik et al. (2014); Marques et al. (2017) and introduce a threshold value for the total hyperon fraction, $Y_{\text{hyperons}} = \sum_{j \in B_Y} n_j/n_B$. We let hyperonic matter appear only if $Y_{\text{hyperons}} > 10^{-6}$. Note that the hyperon fraction is not the same as the strangeness fraction, Y_S , defined as the sum of all particle fractions multiplied by their respective strangeness quantum numbers, $Y_S = \sum_{j \in B} S_j n_j/n_B$.

Although the above described procedure allows to con-

struct a smooth transition between the different parts of the EoS, it is of course not completely consistent. In principle, whenever hyperons compete with light nuclear clusters, the free energy of the system should be minimized allowing simultaneously for all different possibilities, e.g. a coexistence of light clusters with hyperons. In view of the tiny differences in free energy and the small fractions of particles other than nucleons, electrons, and photons in the transition region, a completely consistent treatment is left for future work.

B TECHNICAL ISSUES OF THE EOS TABLES

The EoSs DD2Y and SFHoY are provided in a tabular form in the COMPOSE data base, <http://compose.obspm.fr> as a function of T, n_B, Y_e , either including the contribution from electrons and photons or containing only the baryonic part. Note that the COMPOSE software allows to calculate additional quantities such as, e.g., sound speed, from those provided in the tables. Please see the COMPOSE manual (Typel et al., 2015) and the data sheet on the web site for more details about the definition of the different quantities.

- The grid is specified as follows (with the first value in the density grid for DD2Y and the second for SFHoY and SFHoY*):

	T	n_B	Y_e
# of points	80	302/308	59
Minimum	0.1 MeV	10^{-12}fm^{-3}	0.01
Maximum	158.5 MeV	1.202/1.9xx fm^{-3}	0.6
Scaling	logarithmic	logarithmic	linear

- Thermodynamic quantities provided:
 1. Pressure divided by baryon number density p/n_B [MeV]
 2. Entropy per baryon s/n_B
 3. Scaled baryon chemical potential $\mu_B/m_n - 1$
 4. Scaled charge chemical potential μ_Q/m_n
 5. Scaled (electron) lepton chemical potential μ_L/m_n
 6. Scaled free energy per baryon $f/(n_B m_n) - 1$
 7. Scaled energy per baryon $e/(n_B m_n) - 1$
- Compositional data provided:
 1. Particle fractions of baryons and electrons, $Y_i = n_i/n_B$
 2. Particle fractions of deuterons (^2H), tritons (^3H), ^3He , and α -particles (^4He)
 3. Fraction of a representative (average) heavy nucleus, together with its average mass number and average charge

Please note that only nonzero particle fractions are listed.

- Effective Dirac masses M^* of all baryons with nonzero density are provided within homogeneous matter.