

Non-reversible, tuning- and rejection-free Markov chain Monte Carlo via iterated random functions

Jelena Markovic* and Amir Sepehri

Department of Statistics
Stanford University
390 Serra Mall
Stanford CA 94305

Abstract

In this work we present a non-reversible, tuning- and rejection-free Markov chain Monte Carlo (MCMC) which naturally fits in the framework of hit-and-run. The sampler only requires access to the gradient of the log-density function, hence the normalizing constant is not needed.

We prove the proposed Markov chain is invariant for the target distribution and illustrate its applicability through a wide range of examples. We show that the sampler introduced in the present paper is intimately related to the continuous sampler of [Peters and de With \[2012\]](#), [Bouchard-Côté et al. \[2017\]](#). In particular, the computation is quite similar in the sense that both are centered around simulating an inhomogeneous Poisson process. The computation can be simplified when the gradient of the log-density admits a computationally efficient directional decomposition into a sum of two monotone functions. We apply our sampler in selective inference, gaining significant improvement over the formerly used sampler [[Tian et al., 2016](#)].

Keywords— Non-reversible Markov chain Monte Carlo; Iterated random functions; Hit-and-run Markov chain; Poisson process; Bouncy particle sampler;

1 Introduction

Traditional Markov chain Monte Carlo (MCMC) methods such as Metropolis-Hastings are reversible by construction. Their “diffusive” behavior is known to slow down the convergence rate of the distribution of the samples of the chain to the target distribution. Non-reversible Markov chains gained much interest as it became known that they can mix much faster than the reversible ones [[Diaconis et al., 2000](#)].

The present paper introduces a non-reversible, tuning- and rejection-free Markov chain. This sampler naturally combines the frameworks of iterated random functions [[Diaconis and Freedman, 1999](#)] and the hit-and-run [[Andersen and Diaconis, 2007](#)]. It is devised

*To whom the correspondence should be addressed. Email: jelenam@stanford.edu.

for sampling from a distribution by only using the gradient of its log-density, hence the normalizing constant of the density is not needed.

Markov chains can be constructed by iterating random functions on the state space S . For a family of functions $\{f_\theta \mid f_\theta : S \mapsto S, \theta \in \Theta\}$ and a distribution μ on the parameter space Θ , one can construct a Markov chain as follows. From a current state $x \in S$ move to the next state $y = f_{\theta_0}(x)$, where θ_0 is a random element of Θ distributed according μ . For our purposes μ does not depend on x . This language provides a unifying tool for studying the properties of Markov chains. For example, [Diaconis and Freedman \[1999\]](#) show that under some conditions the constructed Markov chain will have a unique stationary distribution.

We introduce the proposed sampler via iterated random functions. Consider sampling from a density π on \mathbb{R}^d . The new sampler can be constructed as follows. There is a family $\{f_{V,v} : (V,v) \in (0,1) \times \mathbb{S}^{d-1}\}$, where \mathbb{S}^{d-1} is a unit sphere in \mathbb{R}^d , used together with μ being the uniform distribution on $\Theta = (0,1) \times \mathbb{S}^{d-1}$ to generate a Markov chain with π as the stationary distribution. More specifically, starting from an initial state $X_0 = x_0$, $X_1 = f_{V_0,v_0}(x_0)$, $X_2 = f_{V_1,v_1}(x_1)$ etc. Inductively, at each update step n , we sample the pair (V_n, v_n) from μ and define

$$x_{n+1} = f_{V_n, v_n}(x_n).$$

The function f_{V_n, v_n} is given as

$$f_{V_n, v_n}(x_n) = x_n + \tau \cdot v_n/2, \tag{1}$$

where τ is a real number depending on V_n , v_n , and x_n ; an explicit form for τ is given in [Section 2](#). As an example, when the target distribution is standard univariate Gaussian $\mathcal{N}(0,1)$ and the current state is $x_n = -1$, the function $f_{V_n, v_n}(x_n)$ is plotted as a function of V_n and v_n in [Figure 1](#).

This Markov chain has a natural description as a hit-and-run chain. The hit-and-run, in its simplest form, works as follows. Starting from a state x , pick a uniformly random direction v and let π_v be the restriction of π to the line passing through x in the direction of v . The next state is given by a sample from π_v . In many applications exact sampling from π_v is not feasible, but hit-and-run only requires the next state to be generated from a Markov chain with π_v as the stationary distribution. In our example, the parameter (V, v) defines a line passing through the current state x_n , and the next state lies on that line. In particular, the new sampler in multiple dimensions is hit-and-run equipped with the same new sampler on each line.

Even though coming up with the non-reversible Markov chain is not straightforward, there is already a vast literature on various non-reversible Markov chain including theoretical guarantees about their favorable mixing properties [[Duane et al., 1987](#), [Hwang et al., 1993](#), [Lelièvre et al., 2013](#)]. Since reversible Markov chains are easier to construct, i.e. by finding a kernel that satisfies detailed balance equation, in some cases the researchers construct the non-reversible chains by extending the existing reversible ones [[Chen and Hwang, 2013](#), [Bierkens, 2016](#), [Turitsyn et al., 2011](#), [Sun et al., 2010](#)].

The proposed sampler in this paper is related to a new class of non-reversible continuous-time Markov chains introduced in [Peters and de With \[2012\]](#) which represented a building block for the works of [Bouchard-Côté et al. \[2017\]](#), [Bierkens et al. \[2016\]](#), [Pakman et al. \[2016\]](#), [Pakman \[2017\]](#), [Bierkens et al. \[2017\]](#), [Wu and Robert \[2017\]](#). The chain here, as

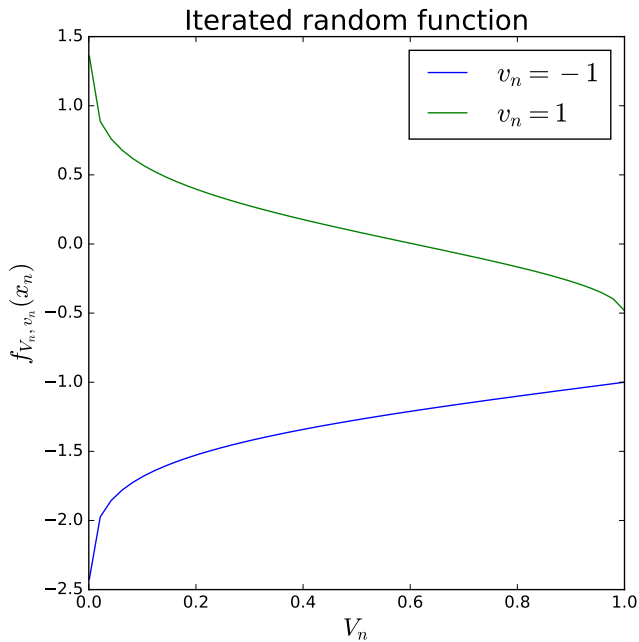


Figure 1: Transition function $f_{V_n, v_n}(x_n)$ as a function of the variables V_n and v_n while x_n is fixed at -1 for the chain corresponding to the standard Gaussian distribution $\mathcal{N}(0, 1)$.

well as the Markov chains in their work, requires sampling from the distribution of the first arrival time of the Poisson process (PP) that depends on the log-density of the target distribution. All these works construct a continuous-time Markov chain so naturally they are not tuning-free since we might need to at least specify the discrete time points at which we evaluate the positions of the Markov chain path (Remark 3).

1.1 Outline of the paper

We introduce our main sampler in Section 2, proving the target density is invariant with respect to its kernel in Section 3. We present a modified sampler with significant computational benefits that uses the decomposition of the negative log-density into a sum of two monotone functions in Section 4. The application of our sampler in selective inference is in Section 5, where we sample from truncated log-concave density.

2 Sampler

We describe precisely the iterated random function f_{V_n, v_n} from (1), driving the proposed sampler. Before describing τ as a function of the parameters $(V_n, v_n) \sim \mu$ and the current position x_n , we introduce some notation. We write $\pi(x)$, $x \in \mathbb{R}^d$, as proportional to $e^{-U(x)}$, for a continuously differentiable (C^1) function $U(x) : \mathbb{R}^d \rightarrow \mathbb{R}$, also referred to as a potential function. For now let us assume U is C^1 on the whole of \mathbb{R}^d but it suffices for U to be C^1

on its domain. We discuss the truncated distributions in Section 5.2. We assume we have access to U and its gradient $\nabla U(x)$.

Given V_n, v_n and x_n , a positive real number τ becomes the following

$$\tau = \min \left\{ t \geq 0 : -\log V_n \leq \int_0^t \lambda(s) ds \right\} \quad (2)$$

for $\lambda(s) = (\nabla U(x_n + v_n \cdot s)^T v_n)_+$, where $F_+ = \max\{F, 0\}$ denotes the positive part of a function F . Given τ , the next point in the Markov chain becomes $x_{n+1} = x_n + v_n \cdot \tau/2$. The interpretation is straightforward: given a random direction v_n , the Markov chain moves for time $\tau/2$ along that direction with speed v_n , moving for the total length of $v_n \cdot \tau/2$. The constructed Markov chain keeps the target distribution π invariant (proof in Section 3).

Before describing further interpretations of τ , let us mention what the proposed chain looks like in two examples.

Example 1 (Uniform distribution) *We describe the update steps of the proposed Markov chain in the case of a univariate uniform distribution from a to b with probability density $\pi(x) = \frac{1}{b-a} \mathbb{I}_{\{a < x < b\}}$, $x \in \mathbb{R}$. Given the current position x_n and the parameters (V_n, v_n) from a uniform distribution on $(0, 1) \times \{-1, +1\}$, the $\lambda(\cdot)$ function becomes $\lambda(t) = (U'(x_n + v_n t) \cdot v_n)_+$*
 $= \begin{cases} 0, & x_n + v_n t \in (a, b) \\ \infty, & \text{otherwise} \end{cases}$. *In this case, τ depends on only x_n, v_n as*

$$\tau = \begin{cases} b - x_n, & \text{for } v_n = 1 \\ x_n - a, & \text{for } v_n = -1 \end{cases}.$$

Given x_n , the update point x_{n+1} becomes $\frac{b+x_n}{2}$ with probability 0.5 (when $v_n = 1$) and $\frac{a+x_n}{2}$ with probability 0.5 (when $v_n = -1$). To see the $\text{Unif}(a, b)$ distribution is invariant for this chain, denote the kernel of the proposed Markov chain as

$$K(x_n, x_{n+1}) = \frac{1}{2} \delta_{\frac{x_n+b}{2}}(x_{n+1}) + \frac{1}{2} \delta_{\frac{x_n+a}{2}}(x_{n+1}),$$

where $\delta_x(\cdot)$ is the Dirac mass located at x . Since

$$\begin{aligned} \int_{-\infty}^{\infty} \pi(x_n) K(x_n, x_{n+1}) dx_n &= \frac{1}{2(b-a)} \int_a^b \delta_{\frac{x_n+b}{2}}(x_{n+1}) dx_n + \frac{1}{2(b-a)} \int_a^b \delta_{\frac{x_n+a}{2}}(x_{n+1}) dx_n \\ &= \frac{1}{2(b-a)} \int_{\frac{a+b}{2}}^b \delta_z(x_{n+1}) 2dz + \frac{1}{2(b-a)} \int_a^{\frac{a+b}{2}} \delta_z(x_{n+1}) 2dz = \frac{1}{b-a} \mathbb{I}_{\{a < y < b\}} = \pi(x_{n+1}), \end{aligned}$$

we see π is invariant (stationary) for the proposed kernel $K(x_n, x_{n+1})$.

Example 2 (Beta distribution) *We consider an example of $\text{Beta}(\alpha, \beta)$ distribution with density $\pi(x) = \frac{x^{\alpha-1}(1-x)^{\beta-1}}{B(\alpha, \beta)}$, $x \in (0, 1)$. The negative logarithm of this density becomes $U(x) = -(\alpha-1) \log x - (\beta-1) \log(1-x) + \log B(\alpha, \beta)$. We consider here the case $\alpha > 1$ and $\beta > 1$, implying U is convex. The other cases are presented in the appendix in detail. Given V_n, v_n and x_n , we compute τ , differentiating between positive and negative velocity v_n .*

- Case $v_n = 1$. Denote $t^* = \arg \min_{t \geq 0} U(x_n + t) = \left(\frac{1}{1 + \frac{\beta-1}{\alpha-1}} - x_n \right)_+$. Then $U'(x_n + t) < 0$ for $t < t^*$ and $U'(x_n + t) > 0$ for $t > t^*$. τ solves

$$-\log V_n = \int_0^\tau U'(x_n + t)_+ dt = \int_{t^*}^\tau U'(x_n + t) dt = U(x_n + \tau) - U(x_n + t^*),$$

$\tau \in [t^*, 1 - x_n]$, which we solve for numerically though a line search.

- Case $v_n = -1$. Denote $t^* = \arg \min_{t \geq 0} U(x_n - t) = \left(x_n - \frac{1}{1 + \frac{\beta-1}{\alpha-1}} \right)_+$. Then $U'(x_n - t) > 0$ for $t < t^*$ and $U'(x_n - t) < 0$ for $t > t^*$. τ solves

$$\begin{aligned} -\log V_n &= \int_0^\tau (-U'(x_n - t))_+ dt = \int_{t^*}^\tau -U'(x_n - t) dt \\ &= \int_{-t^*}^{-\tau} U'(x_n + s) ds = U(x_n - \tau) - U(x_n - t^*), \end{aligned}$$

$\tau \in [t^*, x_n]$. Using the proposed sampler, we simulate several Beta distributions with varying α and β parameters in Figure 2.

Treating v_n as fixed and τ as a function of a random variable $V_n \sim \text{Unif}(0, 1)$, τ becomes the first arrival time of an inhomogeneous Poisson process. Π with intensity function $\lambda(t)$. The survival function of τ is then

$$\mathbb{P}\{\tau > t\} = \mathbb{P}\{\Pi \cap [0, t] = \emptyset\} = e^{-\int_0^t \lambda(s) ds}.$$

Our sampler requires having a sample from the distribution of τ . In general it is not possible to obtain an analytic expression for τ . Bouchard-Côté et al. [2017], Bierkens et al. [2016] describe the numerical ways to get a sample from the distribution of τ by e.g. using adaptive thinning methods for sampling the first arrival time. We assume for now that we can find τ that solves (2).

Remark 3 After running the proposed discrete-time MCMC, the collected samples x_n , $n \geq 1$, are marginally from π . The previous works construct continuous-time Markov chains, providing a realization of $x(t)$ over the time interval $(0, T)$, where T is the total time the Markov chain moves. They estimate the integral of interest $\int_{\mathbb{R}^d} \phi(x) \pi(dx)$ using $\frac{1}{T} \int_0^T \phi(x(t)) dt$, which might not be tractable. In that case, to estimate the integral they evaluate $x(t)$ at equally-spaced and discrete time points $i \cdot \Delta t$, $i = 0, \dots, \lceil T/\Delta t \rceil = I$, obtaining an estimator $\frac{1}{I} \sum_{i=0}^I \phi(x(i \cdot \Delta t))$. This requires specifying a parameter Δt .

3 The invariance of the target density

We prove the target density is invariant with respect to the kernel corresponding to the proposed Markov chain. It suffices to prove the invariance in the univariate case, which is the setting of this section. Then the theory of unifying hit-and-run Markov chain method

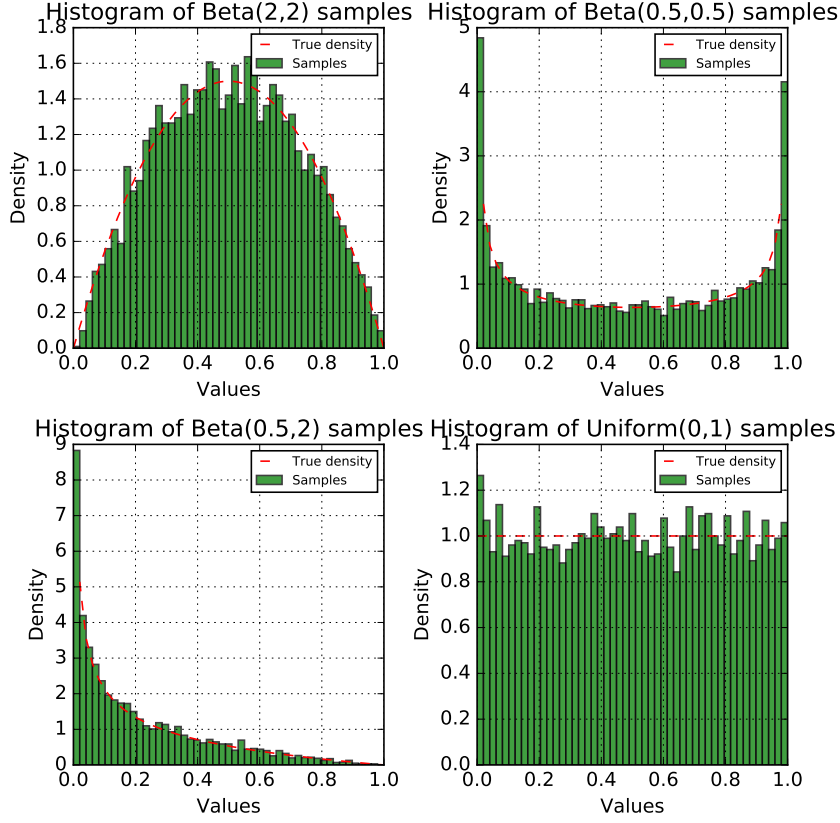


Figure 2: Simulating Beta distributions.

implies that the proposed MCMC is invariant for the target distributions in d -dimensions as well [Andersen and Diaconis, 2007].

Given a current position $x_n \in \mathbb{R}$, the chain moves to the right ($v_n = 1$) or left ($v_n = -1$) with probability $\frac{1}{2}$.

- If the chain goes right, the next position is $x_n + \frac{\tau}{2} = x_{n+1} > x_n$, where τ solves $-\log V_n = \int_0^\tau (U'(x_n + t))_+ dt$.
- If the chain goes left, the next position is $x_n - \frac{\tau}{2} = x_{n+1} < x_n$, where τ solves $-\log V_n = \int_0^\tau (-U'(x_n - t))_+ dt$.

The kernel for the proposed Markov chain becomes

$$\begin{aligned}
 K(x_n, x_{n+1}) = & (U'(2x_{n+1} - x_n))_+ \cdot e^{-\int_0^{2(x_{n+1}-x_n)} (U'(x_n+t))_+ dt} \cdot \mathbb{I}_{\{x_{n+1} > x_n\}} \\
 & + (-U'(2x_{n+1} - x_n))_+ \cdot e^{-\int_0^{2(x_n-x_{n+1})} (-U'(x_n-t))_+ dt} \cdot \mathbb{I}_{\{x_{n+1} < x_n\}}.
 \end{aligned} \tag{3}$$

Theorem 4 *The density proportional to $e^{-U(x)}$ is stationary for the kernel in (3).*

Proof

Without the loss of generality we can assume $U(0) = 0$. Since

$$\begin{aligned} \int_{-\infty}^{\infty} K(x_n, x_{n+1})\pi(x_n)dx_n &= \int_{-\infty}^{x_{n+1}} (U'(2x_{n+1} - x_n))_+ \cdot e^{-\int_0^{2(x_{n+1}-x_n)} (U'(x_n+t))_+ dt} \pi(x_n)dx_n \\ &\quad + \int_{x_{n+1}}^{\infty} (-U'(2x_{n+1} - x_n))_+ \cdot e^{-\int_0^{2(x_n-x_{n+1})} (-U'(x_n-t))_+ dt} \pi(x_n)dx_n, \end{aligned}$$

differentiating the above with respect to x_{n+1} we get

$$\begin{aligned} &\pi(x_{n+1})(U'(x_{n+1}))_+ - \pi(x_{n+1})(-U'(x_{n+1}))_+ \\ &\quad + \int_{-\infty}^{x_{n+1}} \frac{d}{dx_{n+1}} \left((U'(2x_{n+1} - x_n))_+ \cdot e^{-\int_0^{2(x_{n+1}-x_n)} (U'(x_n+t))_+ dt} \right) \pi(x_n)dx_n \\ &\quad + \int_{x_{n+1}}^{\infty} \frac{d}{dx_{n+1}} \left((-U'(2x_{n+1} - x_n))_+ \cdot e^{-\int_0^{2(x_n-x_{n+1})} (-U'(x_n-t))_+ dt} \right) \pi(x_n)dx_n. \end{aligned}$$

To prove the invariance of density $\pi(x) \propto e^{-U(x)}$ with respect to the given kernel, we need to prove

$$\pi(x_{n+1}) = \int_{-\infty}^{\infty} K(x_n, x_{n+1})\pi(x_n)dx_n.$$

Since $(U'(x))_+ - (-U'(x))_+ = U'(x)$ and $\pi'(x) = -U'(x)\pi(x)$, it suffices to show

$$\begin{aligned} &-2U'(x_{n+1})e^{-U(x_{n+1})} \\ &= \int_{-\infty}^{x_{n+1}} \frac{d}{dx_{n+1}} \left((U'(2x_{n+1} - x_n))_+ \cdot e^{-\int_0^{2(x_{n+1}-x_n)} (U'(x_n+t))_+ dt} \right) e^{-U(x_n)} dx_n \\ &\quad + \int_{x_{n+1}}^{\infty} \frac{d}{dx_{n+1}} \left((-U'(2x_{n+1} - x_n))_+ \cdot e^{-\int_0^{2(x_n-x_{n+1})} (-U'(x_n-t))_+ dt} \right) e^{-U(x_n)} dx_n. \end{aligned} \tag{4}$$

Denoting $(U'(x))_+ = u_1(x)$ and $-(-U'(x))_+ = u_2(x)$, the RHS of (4) equals for all x_{n+1} to

$$\begin{aligned} &\int_{-\infty}^{x_{n+1}} \frac{d}{dx_{n+1}} \left(u_1(2x_{n+1} - x_n) \cdot e^{-\int_0^{2(x_{n+1}-x_n)} u_1(x_n+t)dt} \right) e^{-U(x_n)} dx_n \\ &\quad + \int_{x_{n+1}}^{\infty} \frac{d}{dx_{n+1}} \left(-u_2(2x_{n+1} - x_n) \cdot e^{-\int_0^{2(x_n-x_{n+1})} (-u_2(x_n-t))dt} \right) e^{-U(x_n)} dx_n \\ &= \int_{-\infty}^{x_{n+1}} \frac{d}{dx_{n+1}} \left(u_1(2x_{n+1} - x_n) \cdot e^{-\int_0^{2(x_{n+1}-x_n)} u_1(x_n+t)dt} \right) e^{-U(x_n)} dx_n \\ &\quad + \int_{-\infty}^{x_{n+1}} \frac{d}{dx_{n+1}} \left(-u_2(x_n) \cdot e^{-\int_0^{2(x_{n+1}-x_n)} (-u_2(2x_{n+1}-x_n-t))dt} \right) e^{-U(2x_{n+1}-x_n)} dx_n, \end{aligned}$$

where in the second equality we did the change of variables $x_n \rightarrow 2x_{n+1} - x_n$ for the second

integral. Since $U(x_n) = \int_0^{x_n} u_1(t)dt + \int_0^{x_n} u_2(t)dt$, the expression above becomes equal to

$$\begin{aligned}
& 2 \int_{-\infty}^{x_{n+1}} (u_1'(2x_{n+1} - x_n) - u_1^2(2x_{n+1} - x_n)) e^{-\int_0^{2x_{n+1}-x_n} u_1(t)dt - \int_0^{x_n} u_2(t)dt} dx_n \\
& \quad + 2 \int_{-\infty}^{x_{n+1}} (-u_2'(x_n) + u_2^2(x_n)) e^{-\int_0^{x_n} u_2(t)dt - \int_0^{2x_{n+1}-x_n} u_1(t)dt} dx_n \\
& = 2 \int_{-\infty}^{x_{n+1}} (u_1'(2x_{n+1} - x_n) - u_2'(x_n)) e^{-\int_0^{2x_{n+1}-x_n} u_1(t)dt - \int_0^{x_n} u_2(t)dt} dx_n \\
& \quad + 2 \int_{-\infty}^{x_{n+1}} (-u_1^2(2x_{n+1} - x_n) + u_2^2(x_n)) e^{-\int_0^{2x_{n+1}-x_n} u_1(t)dt - \int_0^{x_n} u_2(t)dt} dx_n.
\end{aligned}$$

Denoting $\kappa(x_n) = -u_1(2x_{n+1} - x_n) - u_2(x_n)$ and $g(x_n) = e^{-\int_0^{2x_{n+1}-x_n} u_1(t)dt - \int_0^{x_n} u_2(t)dt}$, the above becomes

$$\begin{aligned}
& 2 \int_{-\infty}^{x_{n+1}} \kappa'(x_n)g(x_n)dx_n + 2 \int_{-\infty}^{x_{n+1}} \kappa(x_n)g'(x_n)dx_n = 2 \int_{-\infty}^{x_{n+1}} (\kappa(x_n)g(x_n))' dx_n \\
& = 2\kappa(x_{n+1})g(x_{n+1}) = -2(u_1(x_{n+1}) + u_2(x_{n+1}))e^{-\int_0^{x_{n+1}} u_1(t)dt - \int_0^{x_{n+1}} u_2(t)dt} \\
& = -2U'(x_{n+1})e^{-U(x_{n+1})},
\end{aligned}$$

finishing the proof. ■

Remark 5 *In order to apply hit-and-run framework and get the invariance of our target distribution under the proposed chain, we do not necessarily need to draw v_n from a uniform distribution on \mathbb{S}^{d-1} at each update step (or, for all n). It suffices to keep v_n along the same line for a fixed number of steps and only multiply it with $+1$ or -1 with probabilities 0.5 each. As long as the number of steps we keep the velocity in the same line is not dependent on the chain positions so far, the target distribution stays invariant.*

4 Easier sampling via decomposition

This section presents a slightly different, but similar in nature, sampler in the univariate case ($d = 1$) which is easier to implement when a particular representation of the log-density is available. Assume that U can be decomposed as the sum $U = U_1 + U_2$ with $U_1 : \mathbb{R} \rightarrow \mathbb{R}$ an increasing function and $U_2 : \mathbb{R} \rightarrow \mathbb{R}$ a decreasing function. Every bounded variation function on a real line can be decomposed in such a way. However, we do not always have the explicit forms for U_1 and U_2 . If U_1 and U_2 can be computed efficiently, we introduce a new sampler that avoids sampling of the first arrival times of the Poisson process.

In terms of the iterated random functions framework, the family $\{f_\theta \mid \theta \in \Theta\}$ of transition functions corresponding to this Markov chain is different compared to the sampler in Section 2. Even though the form (1) stays the same, τ as a function of v_n, V_n and x_n changes. The probability measure μ on $\Theta = (0, 1) \times \{-1, 1\}$ stays the same. To describe the amount of move, we differentiate between two cases depending if v_n is positive or negative. For the new Markov chain τ becomes

$$\tau = \begin{cases} U_1^{-1}(U_1(x_n) - \log V_n) - x_n & \text{for } v_n = 1 \\ x_n - U_2^{-1}(U_2(x_n) - \log V_n) & \text{for } v_n = -1 \end{cases} \quad (5)$$

Combining the two cases above, the proposed Markov chain has the following kernel

$$K(x_n, x_{n+1}) = \mathbb{I}_{\{x_{n+1} > x_n\}} \left(U_1'(2x_{n+1} - x_n) e^{-U_1(2x_{n+1} - x_n) + U_1(x_n)} \right) + \mathbb{I}_{\{x_{n+1} < x_n\}} \left(-U_2'(2x_{n+1} - x_n) e^{-U_2(2x_{n+1} - x_n) + U_2(x_n)} \right). \quad (6)$$

Theorem 6 *The univariate target density $\pi(x) \propto e^{-U(x)} = e^{-U_1(x) - U_2(x)}$, $x \in \mathbb{R}$, where U_1 is an increasing function and U_2 is a decreasing function, is stationary for the kernel proposed in (6).*

The proof of this theorem is similar to the proof of Theorem 4 and is given in Appendix B.

We illustrate the computational simplification of the proposed Markov chain that uses the decomposition in two examples.

Example 7 (Mixture of two Gaussians) *We sample from a mixture of two univariate Gaussians using the Markov chain proposed in this section. The target probability density has the weights $w_1 > 0$ on $\mathcal{N}(\mu_1, \sigma^2)$ and $w_2 = 1 - w_1$ on $\mathcal{N}(\mu_2, \sigma^2)$, $\mu_2 > \mu_1$, equalling*

$$\begin{aligned} \pi(x) &\propto w_1 \cdot e^{-\frac{1}{2\sigma^2}(x-\mu_1)^2} + w_2 \cdot e^{-\frac{1}{2\sigma^2}(x-\mu_2)^2} \\ &= \exp \left(-\frac{1}{2\sigma^2}(x-\mu_1)^2 + \ln \left(w_1 + w_2 \cdot e^{\frac{1}{2\sigma^2}(2x(\mu_2-\mu_1) + \mu_1^2 - \mu_2^2)} \right) \right). \end{aligned}$$

Thus, $\pi(x) = e^{-U_1(x) - U_2(x)}$ for an increasing function $U_1(x) = \frac{1}{2\sigma^2}(x-\mu_1)^2 \mathbb{I}_{\{x > \mu_1\}}$ and a decreasing function $U_2(x) = \frac{1}{2\sigma^2}(x-\mu_1)^2 \mathbb{I}_{\{x < \mu_1\}} - \ln \left(w_1 + w_2 \cdot e^{\frac{1}{2\sigma^2}(2x(\mu_2-\mu_1) + \mu_1^2 - \mu_2^2)} \right)$. Figure 3 illustrates the validity of this approach.

Example 8 (Beta distribution via decomposition) *We describe the new Markov chain in the case of Beta(α, β) distribution when both α and β are greater than 1. Other cases are considered in Appendix A. The negative log-density of Beta(α, β) decomposes as $U(x) = U_1(x) + U_2(x)$, $x \in (0, 1)$, for an increasing function $U_1(x) = -(\beta - 1) \log(1 - x)$ with $U_1^{-1}(y) = 1 - e^{-\frac{y}{\beta-1}}$ and a decreasing function $U_2(x) = -(\alpha - 1) \log x$ with $U_2^{-1}(y) = e^{-\frac{y}{\alpha-1}}$. Given the random parameters $(V_n, v_n) \in (0, 1) \times \{-1, 1\}$, τ becomes*

$$\tau = \begin{cases} U_1^{-1}(U_1(x_n) - \log V_n) - x_n \in (0, 1 - x_n) & \text{for } v_n = 1 \\ x_n - U_2^{-1}(U_2(x_n) - \log V_n) \in (0, x_n) & \text{for } v_n = -1 \end{cases}.$$

The update point becomes $x_n + \frac{1}{2}\tau$ for $v_n = 1$ and $x_n - \frac{1}{2}\tau$ for $v_n = -1$.

Remark 9 *Having v_n fixed at 1 or -1 and taking into account randomness in $V_n \sim \text{Unif}(0, 1)$, τ defined in (5) represents the first arrival time of a corresponding Poisson process. We differentiate between two Poisson processes depending whether v_n is positive or negative.*

- For $v_n = 1$, τ is the first arrival time of the PP with intensity function $\lambda(t) = U_1'(x_n + t)$
- For $v_n = -1$, τ is the first arrival time of the PP with intensity function $\lambda(t) = U_2'(x_n - t)$.

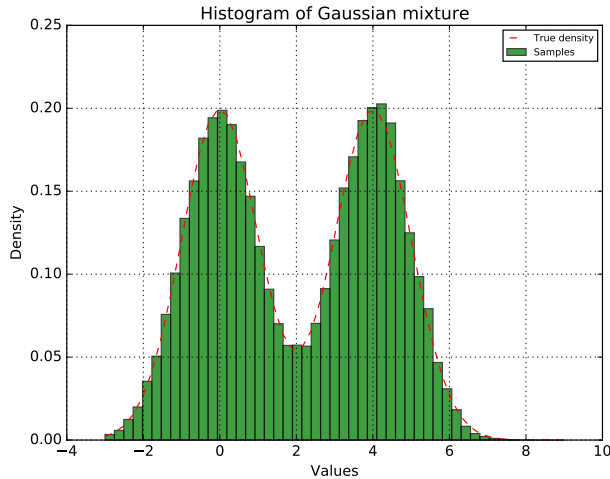


Figure 3: Simulating mixture of two Gaussians $\frac{1}{2}\mathcal{N}(0, 1) + \frac{1}{2}\mathcal{N}(4, 1)$.

5 Selective sampler after LASSO

5.1 Background

Practitioners often perform some algorithms on their data (selection) and choose their models and hypothesis to test (inference) upon seeing the outcomes of those algorithms. This problem, colloquially called “data snooping” or “cherry picking,” does not fit into the framework of classical statistics which assumes the models and hypothesis are fixed in advanced, before seeing the data. Ignoring the selection leads of inflated p -values and confidence intervals with poor coverage. Unless properly adjusted, the classical p -values and confidence intervals are no longer valid. Selective inference solves the problem of providing valid p -values and confidence intervals after performing a model selection algorithm on the data. The field started with the works of [Lee et al. \[2016\]](#), [Lee and Taylor \[2014\]](#), [Tibshirani et al. \[2016\]](#), where the authors constructed a pivotal quantity that is $\text{Unif}(0, 1)$ distributed after selection. Using the constructed test statistic, they provide valid p -values and confidence intervals for the variables selected using LASSO, marginal screening and sequential procedures, respectively.

Since their approach can suffer from low statistical power, the randomized selective inference, starting with [Tian and Taylor \[2015\]](#), solves a randomized model selection problem to select variables of interest. Then it provides inference for only the selected coefficients by calibrating the corresponding test statistics using the conditional distribution of the data, where conditioning is on the selected model. This randomized approach will be our focus here. For further background on selective inference see the review papers [Taylor and Tibshirani \[2015\]](#), [Bi et al. \[2017\]](#).

Before describing the use of our sampler here, we illustrate the randomized selective inference approach through a randomized LASSO example. The data consists of the design matrix $X \in \mathbb{R}^{n \times p}$ with rows $x_i \in \mathbb{R}^p$, $i = 1, \dots, n$, and the response vector $y = (y_1, \dots, y_n) \in \mathbb{R}^n$. We assume (x_i, y_i) , $i = 1, \dots, n$, are i.i.d. from a distribution \mathbb{F} . Given data (X, y) and

a sample $\omega \sim \mathbb{G}$ with density g from a pre-specified distribution \mathbb{G} , the randomized LASSO solves the following convex objective

$$\underset{\beta \in \mathbb{R}^p}{\text{minimize}} \frac{1}{2} \|y - X\beta\|_2^2 + \lambda \|\beta\|_1 + \frac{\epsilon}{2} \|\beta\|_2^2 - \omega^T \beta, \quad ((X, y), \omega) \sim \mathbb{F}^n \times \mathbb{G}, \quad (7)$$

where λ is the ℓ_1 -penalty level and $\epsilon > 0$ is a ridge term, usually taken to be a small constant, ensuring the solution of the above objective exists [Tian et al., 2016]. Denote the solution of (7) as $\hat{\beta} = \hat{\beta}(X, y, \omega)$. Since the randomized LASSO objective produces a sparse solution we denote the non-zero coordinates of $\hat{\beta}$ as E , writing $\hat{\beta} = \begin{pmatrix} \hat{\beta}_E \\ 0 \end{pmatrix}$. The set E determines the set of selected variables which are of interest as related to our response. Given the selected set E , we decide to report the p -values and confidence intervals for the populations coefficients $\beta_{E,j}^*$, $j \in E$, corresponding to the selected coefficients, where

$$\beta_E^* = (\mathbb{E}_{\mathbb{F}^n}[X_E^T X_E])^{-1} \mathbb{E}_{\mathbb{F}^n}[X_E^T y] = (\mathbb{E}_{\mathbb{F}}[x_{i,E} x_{i,E}^T])^{-1} \mathbb{E}_{\mathbb{F}}[x_{i,E} y_i]$$

with X_E denoting the sub-matrix of X consisting of columns in E . Assuming E is fixed and not chosen based on data, we can construct the p -values and confidence intervals for each of the $\beta_{E,j}^*$, $j \in E$, coordinates using the asymptotic normality of the least-squares estimator $\bar{\beta}_E = (X_E^T X_E)^{-1} X_E^T y$. Since E is random, i.e. chosen based on data, the classical (which we also call “naive”) p -values and confidence intervals based on normal quantiles will no longer be valid. Using selective inference approach, we also base inference using $\bar{\beta}_E$ as a test statistic; however, its distribution under the null is no longer normal but normal distribution conditional on the event that the randomized LASSO chose set E . Precisely, the conditioning is on set that (X, y, ω) belongs to the set

$$\left\{ (X', y', \omega') : \hat{\beta}(X', y', \omega')_{-E} \neq 0, \hat{\beta}(X', y', \omega')_{-E} = 0 \right\}. \quad (8)$$

To get a handle on the corresponding distribution of $\bar{\beta}_E$ conditional on the event (8), we rely on the change of measure approach of Tian et al. [2016]. Note that the conditioning event is written in terms of the whole data (X, y) and randomization vector ω . However, the LASSO solution depends on ω and a data vector $D = \begin{pmatrix} \bar{\beta}_E \\ X_{-E}^T (y - X_E \bar{\beta}_E) \end{pmatrix}$ as follows. Denoting with u_{-E} is the inactive subgradient of ℓ_1 -penalty in (7), we write the KKT conditions of the randomized LASSO objective as

$$\omega = \omega(D, \hat{\beta}_E, u_{-E}) = - \begin{pmatrix} X_E^T X_E & 0 \\ X_E^T X_{-E} & I_{p-|E|} \end{pmatrix} D + \begin{pmatrix} X_E^T X_E + \epsilon I_{|E|} \\ X_{-E}^T X_E \end{pmatrix} \hat{\beta}_E + \begin{pmatrix} \lambda s_E \\ u_{-E} \end{pmatrix}, \quad (9)$$

with the constraints $\|u_{-E}\|_\infty < \lambda$ and $\text{sign}(\hat{\beta}_E) = s_E$, where I_k denotes the identity matrix of the dimension k . We treat vector s_E as fixed at its observed value, i.e. we condition on the sign vector to simplify the selection region and get the log-concave selective density. Under mild conditions on \mathbb{F} , vector D is asymptotically normal $\mathcal{N}(\mu_D, \Sigma_D)$ treating E as fixed and not chosen based on data. We treat the matrices in the randomization reconstruction in (9) as fixed which is justified by the Strong law of large numbers. Then the solution of LASSO depends only on D and ω . Instead of writing the selective density on D and ω with

a complicated set of affine constraints describing the set that solving LASSO on (D, ω) gives the set E , Tian et al. [2016] write the selective density in terms of $(D, \hat{\beta}_E, u_{-E})$ with simple constraints on so called optimization variables $\hat{\beta}_E$ and u_{-E} . Thus the selective density on $(D, \hat{\beta}_E, u_{-E})$ becomes

$$\phi_{(\mu_D, \Sigma_D)}(D) \cdot g(\omega(D, \hat{\beta}_E, u_{-E})) \quad (10)$$

with constraints $\text{sign}(\hat{\beta}_E) = s_E$ and $\|u_{-E}\|_\infty < \lambda$, where $\phi_{(\mu, \Sigma)}(\cdot)$ denotes the density of normal $\mathcal{N}(\mu, \Sigma)$ distribution. Note that the constraints on the optimization variables are restricting $\hat{\beta}_E$ to a particular orthant and u_{-E} to a cube. The density in (10) is much simpler to sample from than the density on (D, ω) with the constraints on both D and ω .

To construct p -values and confidence intervals for all coordinates β_E^* , $j \in E$, we first sample using our proposed Markov chain only the optimization variables from the density in (10) while keeping the data vector D fixed at its observed value. Then we do importance sampling as described in Markovic and Taylor [2016]. This allows us to run the MCMC sampler only once in order to construct all $|E|$ p -values and confidence intervals. To prove validity of this approach, the distribution \mathbb{G} is usually taken to be Gaussian or heavy-tailed such as Laplace or logistic, thus log-concave [Tian and Taylor, 2015, Markovic and Taylor, 2016]. We sample the optimization variables from the constrained density in (10) with data vector D fixed at its observed value using our proposed sampler.

5.2 Sampling from a truncated log-concave density

We describe sampling from a truncated log-concave density using our proposed sampler in Section 2. Let the density be proportional to $e^{-U(x)}$, $x \in D \subset \mathbb{R}^d$, with U a convex function. Given the current Markov chain position x_n and the random parameters (V_n, v_n) , computing τ consists of the following.

1. Compute $t_{\min} = \min\{t \geq 0 : x_n + v_n t \in D\}$ and $t_{\max} = \max\{t \geq 0 : x_n + v_n t \in D\}$.
2. Solve $t^* = \arg \min_{t \in [t_{\min}, t_{\max}]} U(x_n + v_n t)$.
3. If $U(x_n + v_n t_{\max}) - U(x_n + v_n t^*) + \log V_n > 0$, then $\tau \in (t^*, t_{\max})$ solves

$$-\log V_n = U(x_n + v_n \tau) - U(x_n + v_n t^*).$$

Otherwise, set $\tau = t_{\max}$.

We apply the algorithm above to sample from an univariate truncated Gaussian distribution (Figure 4).

5.3 Selective inference results

We apply the sampler outlined above for sampling the optimization variables from the selective density in (10). In this example the constraint set D is a product of orthants and cubes, hence we have explicit solutions for t_{\min} and t_{\max} . Before presenting the results, let us describe the simulation details. The design matrix X is generated from equi-correlated model, i.e. the rows x_i , $i = 1, \dots, n$, are generated i.i.d. from $\mathcal{N}(0, \Sigma)$, $\Sigma_{i,j} = \begin{cases} 1 & i = j \\ \rho & i \neq j \end{cases}$.

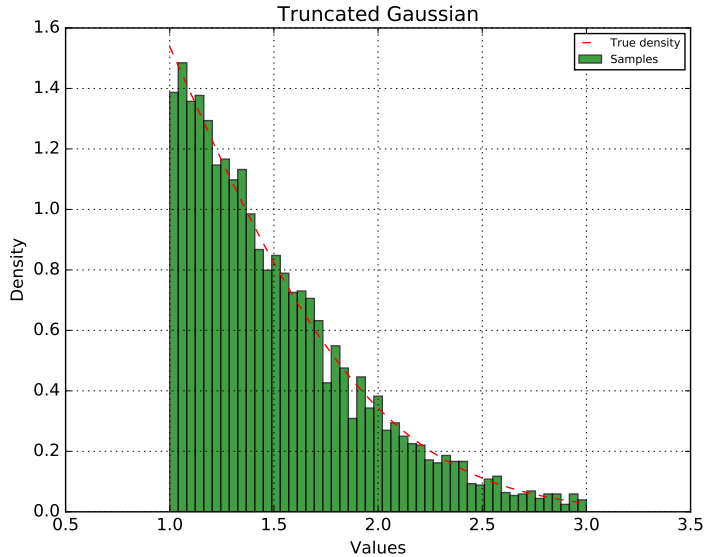


Figure 4: Simulating Gaussian $\mathcal{N}(0, 1)$ distribution truncated to $[1, 3]$.

We further normalize the columns of X to have norm 1. The response y is generated as $\mathcal{N}(0, I_n)$ and is independent of X . Note that we are in the global null setting, i.e. β_E^* is a zero vector for any selected set E . Denoting the empirical standard deviation of y as $\hat{\sigma}$, we take $\epsilon = \frac{\hat{\sigma}^2}{\sqrt{n}}$ and the randomization scale $s = \frac{1}{2}\hat{\sigma}$. In the case of Gaussian randomization, $\omega \sim \mathcal{N}(0, s^2)$ and in the case of Laplace randomization $\omega \sim \text{Laplace}(\text{loc} = 0, \text{scale} = s)$. We set the dimensions to $n = 100, p = 40$, the correlation among the predictors $\rho = 0.3$ and the penalty level $\lambda = 1.4$ in simulations.

After generating the data as above, randomized LASSO objective in (7) gives an active set E . Then the report consists only the p -values and confidence intervals corresponding to this selected set. We construct the p -values corresponding to this set using both the proposed sampler (MC via IRF) and the projected Langevin sampler. The latter has been used for sampling from truncated log-concave densities and its theoretical guarantees are presented in Bubeck et al. [2015]. We include the naive p -values and confidence intervals as well, further emphasizing the point that they do not preserve the targeted type I-error rate and coverage. We iterate over this process 100 times.

Figure 5 and Table 1 present our results. From the empirical CDF plots of p -values we see that the selective p -values are uniform when we use our sampler while far from uniform when we use the projected Langevin sampler for sampling the optimization variables. The coverages of the constructed confidence intervals using the proposed sampler are preserved at the target level of 90%, while naive confidence intervals and the selective ones using projected Langevin MCMC are significantly under-covering the zero vector β_E^* . We run the projected Langevin for more number of steps taken in the respective chains to make the time between the two comparable. The results imply the Markov chain via IRF converges faster to the target distribution than the projected Langevin MC.

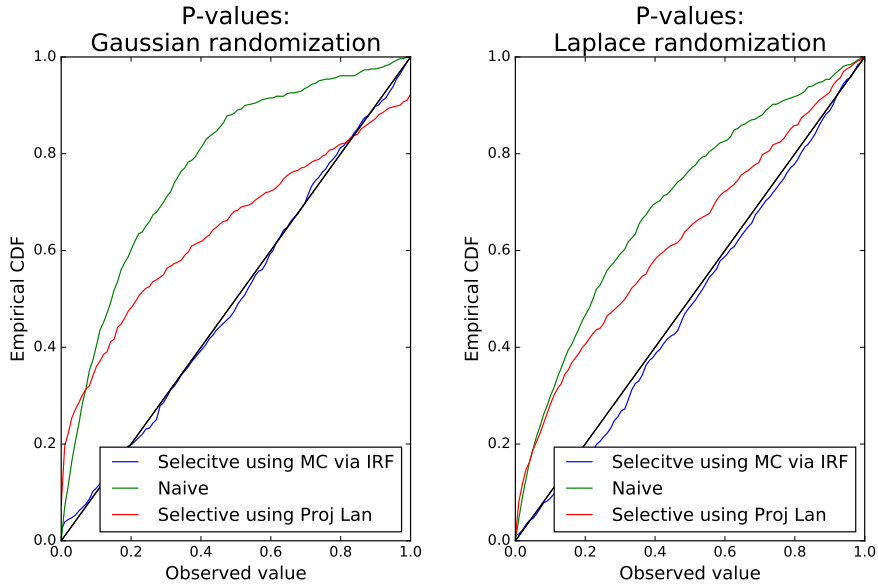


Figure 5: Empirical CDF of selective and naive p -values corresponding to the selected set E chosen based on randomized LASSO.

	<i>Gaussian randomization</i>			<i>Laplace randomization</i>		
	coverage	# steps	time	coverage	# steps	time
Markov chain via IRF	89.59	1,000	73	91.39	1,000	143
Projected Langevin	56.22	3,000	86	71.76	4,000	176
Naive intervals	59.97	na	na	70.31	na	na

Table 1: Confidence intervals coverages (in %), where the targeted coverage is 90%. We also include the number of steps taken in each Markov chain and the total time (in seconds) of the program.

6 Conclusion

This work introduces a new discrete-time MCMC sampler, proving the target distribution is invariant for the corresponding kernel. At every step, it requires computing the first arrival time of the appropriate Poisson process. Computational simplifications are provided in specific univariate examples including some multimodal distributions. In high-dimensions, the method offers enormous computational improvement when used in selective inference. There remains the question of how fast the sampler mixes in the general case.

Acknowledgements

The authors would like to thank Persi Diaconis for useful comments and pointers to the literature on iterated random functions, and Jonathan Taylor for helpful feedback on application to selective inference.

Appendices

A Examples

A.1 Beta distribution $B(\alpha, \beta)$

Example 2 continued.

We present the computation of τ for other α and β values.

2. $\alpha < 1, \beta < 1$. In this case U is a concave function.

- Case $v_n = 1$. Denote $t^* = \arg \max_{t \geq 0} U(x_n + t) = \left(\frac{1}{1 + \frac{\beta-1}{\alpha-1}} - x_n \right)_+$. Then $U'(x_n + t) > 0$ for $t < t^*$ and $U'(x_n + t) < 0$ for $t > t^*$. To compute τ , we differentiate between the following two cases with respect to t^* .

(a) For $U(x_n + t^*) - U(x_n) \geq -\log V_n$, τ solves

$$-\log V_n = \int_0^{\tau} U'(x_n + t)_+ dt = \int_0^{\tau} U'(x_n + t) dt = U(x_n + \tau) - U(x_n),$$

$\tau \in [0, t^*]$. Solving this involves a numerical line search.

(b) For $U(x_n + t^*) - U(x_n) < -\log V_n$, $\tau = 1 - x_n$.

- Case $v_n = -1$. Denote $t^* = \arg \max_{t \geq 0} U(x_n - t)$. Then $U'(x_n - t) < 0$ for $t < t^*$ and $U'(x_n - t) > 0$ for $t > t^*$. To compute τ , we differentiate between following two cases with respect to t^* .

(a) For $U(x_n - t^*) - U(x_n) \geq -\log V_n$, τ solves

$$-\log V_n = \int_0^{\tau} (-U'(x_n - t))_+ dt = \int_0^{\tau} -U'(x_n - t) dt = U(x_n - \tau) - U(x_n),$$

$\tau \in [0, t^*]$.

(b) For $U(x_n - t^*) - U(x_n) < -\log V_n$, $\tau = 1 - x_n$.

3. $\alpha < 1, \beta > 1$. In this case $U'(x) > 0$ for all $x \in (0, 1)$, hence $U(x)$ increasing on $(0, 1)$.

- Case $v_n = 1$. τ solves

$$-\log V_n = \int_0^{\tau} U'(x_n + t)_+ dt = \int_0^{\tau} U'(x_n + t) dt = U(x_n + \tau) - U(x_n),$$

$\tau \in (0, 1 - x_n)$.

- Case $v_n = -1$. $\tau = x_n$

4. $\alpha > 1, \beta < 1$. In this case $U'(x) < 0$ for all $x \in (0, 1)$, hence $U(x)$ decreasing on $(0, 1)$.

- Case $v_n = 1$. $\tau = 1 - x_n$.

- Case $v_n = -1$. τ solves

$$\begin{aligned} -\log V_n &= \int_0^\tau (-U'(x_n - t))_+ dt = \int_0^\tau -U'(x_n - t) dt = \int_0^{-\tau} U'(x_n + s) ds \\ &= U(x_n - \tau) - U(x_n), \end{aligned}$$

$$\tau \in (0, x_n).$$

Example 8 continued.

We present the updates for another MCMC using the decomposition of U into a sum of increasing and decreasing function, U_1 and U_2 respectively.

2. $\alpha < 1, \beta < 1$: $U(x) = U_1(x) + U_2(x)$, $x \in (0, 1)$, for an increasing function $U_1(x) = -(\alpha - 1) \log x$ and a decreasing function $U_2(x) = -(\beta - 1) \log(1 - x)$. To simulate τ , we differentiate between the following two cases of positive and negative velocity.
 - Case $v_n = 1$: $\tau = \min\{U_1^{-1}(U_1(x_n) - \log V_n) - x_n, 1 - x_n\}$.
 - Case $v_n = -1$: $\tau = \min\{x_n - U_2^{-1}(U_2(x_n) - \log V_n), x_n\}$.
3. $\alpha > 1, \beta < 1$: $U(x) = U_2(x)$, $x \in (0, 1)$, for a decreasing function $U_2(x) = -(\alpha - 1) \log x - (\beta - 1) \log(1 - x)$.
 - Case $v_n = 1$: $\tau = 1 - x_n$.
 - Case $v_n = -1$: $\tau = \min\{x_n - U_2^{-1}(U_2(x_n) - \log V_n), 1 - x_n\}$, $U_2^{-1}(\cdot)$ computed numerically.
4. $\alpha < 1, \beta > 1$: $U(x) = U_1(x)$, $x \in (0, 1)$, for an increasing function $U_1(x) = -(\alpha - 1) \log x - (\beta - 1) \log(1 - x)$.
 - Case $v_n = 1$: $\tau = \min\{U_1^{-1}(U_1(x_n) - \log V_n) - x_n, 1 - x_n\}$, $U_1^{-1}(\cdot)$ computed numerically.
 - Case $v_n = -1$: $\tau = x_n$.

A.2 Gaussian distribution $\mathcal{N}(\mu, \sigma^2)$

We illustrate the sampling in the case of Gaussian distribution $\mathcal{N}(\mu, \sigma^2)$. Using the sampler from Section 2, the updates are as follows. Given the current position x_n and the sampled parameters V_n and v_n , we have $\lambda(t) = (U'(x_n + v_n t)v_n)_+$, where $U(x) = \frac{(x - \mu)^2}{2\sigma^2}$ is negative log-density of the Gaussian $\mathcal{N}(\mu, \sigma^2)$ distribution. Denote $t^* = \arg \min_{t \geq 0} U(x_n + v_n t) = \left(\frac{\mu - x_n}{v_n}\right)_+$. To compute τ , we differentiate between the following two cases.

- Case $\frac{\mu - x_n}{v_n} \geq 0$. $\tau \geq t^* = \frac{\mu - x_n}{v_n}$ solves $U(x_n + v_n \tau) = -\log V_n$, giving us τ explicitly

$$\tau = \frac{\mu - x_n}{v_n} + \frac{1}{|v_n|} \sqrt{2\sigma^2(-\log V_n)}.$$

- Case $\frac{\mu - x_n}{v_n} < 0$. $\tau \geq t^* = 0$ solves $U(x_n + v_n\tau) - U(x_n) = -\log V_n$, thus

$$\tau = \frac{\mu - x_n}{v_n} + \sqrt{\frac{(x_n - \mu)^2}{v_n^2} + \frac{2\sigma^2(-\log V_n)}{v_n^2}}.$$

As described in Section 4, another sampler uses the decomposition $U = U_1 + U_2$, with $U_1(x) = \frac{(x-\mu)^2}{2\sigma^2}\mathbb{I}_{\{x \geq \mu\}}$ and $U_2(x) = \frac{(x-\mu)^2}{2\sigma^2}\mathbb{I}_{\{x \leq \mu\}}$. Given U_1 and U_2 this sampler has an explicit expression for τ .

B Proofs

Proof of Theorem 6 Since

$$\begin{aligned} \int_{-\infty}^{\infty} \pi(x_n)K(x_n, x_{n+1})dx_n &= \int_{-\infty}^{x_{n+1}} U_1'(2x_{n+1} - x_n)e^{-U_1(2x_{n+1}-x_n)+U_1(x_n)}\pi(x_n)dx_n \\ &\quad + \int_{x_{n+1}}^{\infty} -U_2'(2x_{n+1} - x_n)e^{-U_2(2x_{n+1}-x_n)+U_2(x_n)}\pi(x_n)dx_n, \end{aligned} \quad (11)$$

differentiating the above with respect to x_{n+1} we get

$$\begin{aligned} U_1'(x_{n+1})\pi(x_{n+1}) &+ \int_{-\infty}^{x_{n+1}} \frac{d}{dx_{n+1}} \left(U_1'(2x_{n+1} - x_n)e^{-U_1(2x_{n+1}-x_n)+U_1(x_n)} \right) \pi(x_n)dx_n \\ &+ U_2'(x_{n+1})\pi(x_{n+1}) + \int_{x_{n+1}}^{\infty} \frac{d}{dx_{n+1}} \left(-U_2'(2x_{n+1} - x_n)e^{-U_2(2x_{n+1}-x_n)+U_2(x_n)} \right) \pi(x_n)dx_n. \end{aligned}$$

To prove $\pi(x) \propto e^{-U(x)}$ is stationary for this kernel, it suffices to show

$$\begin{aligned} 2\pi'(x_{n+1}) &= -2U'(x_{n+1})\pi(x_{n+1}) \\ &= \int_{-\infty}^{x_{n+1}} \frac{d}{dx_{n+1}} \left(U_1'(2x_{n+1} - x_n)e^{-U_1(2x_{n+1}-x_n)} \right) e^{U_1(x_n)}\pi(x_n)dx_n \\ &\quad + \int_{x_{n+1}}^{\infty} \frac{d}{dx_{n+1}} \left(-U_2'(2x_{n+1} - x_n)e^{-U_2(2x_{n+1}-x_n)} \right) e^{U_2(x_n)}\pi(x_n)dx_n, \end{aligned}$$

i.e. suffices to show

$$\begin{aligned} &-2U'(x_{n+1})e^{-U(x_{n+1})} \\ &= \int_{-\infty}^{x_{n+1}} \left(2U_1''(2x_{n+1} - x_n) - 2U_1'^2(2x_{n+1} - x_n) \right) e^{-U_1(2x_{n+1}-x_n)}e^{-U_2(x_n)}dx_n \\ &\quad + \int_{x_{n+1}}^{\infty} \left(-2U_2''(2x_{n+1} - x_n) + 2U_2'^2(2x_{n+1} - x_n) \right) e^{-U_2(2x_{n+1}-x_n)}e^{-U_1(x_n)}dx_n. \end{aligned} \quad (12)$$

After the change of variables $u = x_n$ in the first integral and $u = 2x_{n+1} - x_n$ in the second integral, the right hand side of (12) becomes

$$\begin{aligned}
& 2 \int_{-\infty}^{x_{n+1}} \left(U_1''(2x_{n+1} - u) - U_1'^2(2x_{n+1} - u) \right) e^{-U_1(2x_{n+1}-u)} e^{-U_2(u)} du \\
& \quad + 2 \int_{-\infty}^{x_{n+1}} \left(-U_2''(u) + U_2'^2(u) \right) e^{-U_2(u)} e^{-U_1(2x_{n+1}-u)} du \\
& = 2 \int_{-\infty}^{x_{n+1}} \left(U_1''(2x_{n+1} - u) - U_2''(u) + U_2'^2(u) - U_1'^2(2x_{n+1} - u) \right) e^{-U_1(2x_{n+1}-u)} e^{-U_2(u)} du \\
& = 2 \int_{-\infty}^{x_{n+1}} \left(U_1''(2x_{n+1} - u) - U_2''(u) \right) e^{-U_1(2x_{n+1}-u)-U_2(u)} du \\
& \quad + 2 \int_{-\infty}^{x_{n+1}} \left(U_1'(2x_{n+1} - u) - U_2'(u) \right) \left(-U_1'(2x_{n+1} - u) - U_2'(u) \right) e^{-U_1(2x_{n+1}-u)-U_2(u)} du.
\end{aligned}$$

Denoting $\kappa(u) = -U_1'(2x_{n+1} - u) - U_2'(u)$ and $g(u) = e^{-U_1(2x_{n+1}-u)-U_2(u)}$, the above expression becomes

$$\begin{aligned}
& 2 \int_{-\infty}^{x_{n+1}} \kappa'(u)g(u)du + 2 \int_{-\infty}^{x_{n+1}} \kappa(u)g'(u)du = 2 \int_{-\infty}^{x_{n+1}} (\kappa(u)g(u))' du \\
& = 2\kappa(x_{n+1})g(x_{n+1}) = -2(U_1'(x_{n+1}) + U_2'(x_{n+1}))e^{-U(x_{n+1})} = -2U'(x_{n+1})e^{-U(x_{n+1})}.
\end{aligned}$$

■

References

- Hans C Andersen and Persi Diaconis. Hit and run as a unifying device. *Journal de la société française de statistique*, 148(5):5–28, 2007.
- Nan Bi, Jelena Markovic, Lucy Xia, and Jonathan Taylor. Inferactive data analysis. *arXiv preprint arXiv:1707.06692*, 2017.
- Joris Bierkens. Non-reversible Metropolis-Hastings. *Statistics and Computing*, 26(6):1213–1228, 2016.
- Joris Bierkens, Paul Fearnhead, and Gareth Roberts. The zig-zag process and super-efficient sampling for bayesian analysis of big data. *arXiv preprint arXiv:1607.03188*, 2016.
- Joris Bierkens, Alexandre Bouchard-Côté, Arnaud Doucet, Andrew B Duncan, Paul Fearnhead, Gareth Roberts, and Sebastian J Vollmer. Piecewise deterministic markov processes for scalable monte carlo on restricted domains. *arXiv preprint arXiv:1701.04244*, 2017.
- Alexandre Bouchard-Côté, Sebastian J Vollmer, and Arnaud Doucet. The bouncy particle sampler: A non-reversible rejection-free Markov chain Monte Carlo method. *Journal of the American Statistical Association*, (just-accepted), 2017.
- Sébastien Bubeck, Ronen Eldan, and Joseph Lehec. Sampling from a log-concave distribution with projected langevin monte carlo. *arXiv preprint arXiv:1507.02564*, 2015.

- Ting-Li Chen and Chii-Ruey Hwang. Accelerating reversible Markov chains. *Statistics & Probability Letters*, 83(9):1956–1962, 2013.
- Persi Diaconis and David Freedman. Iterated random functions. *SIAM review*, 41(1):45–76, 1999.
- Persi Diaconis, Susan Holmes, and Radford M Neal. Analysis of a nonreversible markov chain sampler. *Annals of Applied Probability*, pages 726–752, 2000.
- Simon Duane, Anthony D Kennedy, Brian J Pendleton, and Duncan Roweth. Hybrid monte carlo. *Physics letters B*, 195(2):216–222, 1987.
- Chii-Ruey Hwang, Shu-Yin Hwang-Ma, and Shuenn-Jyi Sheu. Accelerating gaussian diffusions. *The Annals of Applied Probability*, pages 897–913, 1993.
- Jason D Lee and Jonathan E Taylor. Exact post model selection inference for marginal screening. In *Advances in Neural Information Processing Systems*, pages 136–144, 2014.
- Jason D Lee, Dennis L Sun, Yuekai Sun, and Jonathan E Taylor. Exact post-selection inference, with application to the lasso. *The Annals of Statistics*, 44(3):907–927, 2016.
- Tony Lelièvre, Francis Nier, and Grigorios A Pavliotis. Optimal non-reversible linear drift for the convergence to equilibrium of a diffusion. *Journal of Statistical Physics*, 152(2):237–274, 2013.
- Jelena Markovic and Jonathan Taylor. Bootstrap inference after using multiple queries for model selection. *arXiv preprint arXiv:1612.07811*, 2016.
- Radford M Neal et al. Mcmc using hamiltonian dynamics. *Handbook of Markov Chain Monte Carlo*, 2(11), 2011.
- Ari Pakman. Binary bouncy particle sampler. *arXiv preprint arXiv:1711.00922*, 2017.
- Ari Pakman, Dar Gilboa, David Carlson, and Liam Paninski. Stochastic bouncy particle sampler. *arXiv preprint arXiv:1609.00770*, 2016.
- Elias AJF Peters and G. de With. Rejection-free Monte Carlo sampling for general potentials. *Physical Review E*, 85(2):026703, 2012.
- Yi Sun, Jürgen Schmidhuber, and Faustino J Gomez. Improving the asymptotic performance of markov chain monte-carlo by inserting vortices. In *Advances in Neural Information Processing Systems*, pages 2235–2243, 2010.
- Jonathan Taylor and Robert J Tibshirani. Statistical learning and selective inference. *Proceedings of the National Academy of Sciences*, 112(25):7629–7634, 2015.
- Xiaoying Tian and Jonathan E Taylor. Selective inference with a randomized response. *Annals of Statistics to appear*, 2015.
- Xiaoying Tian, Snigdha Panigrahi, Jelena Markovic, Nan Bi, and Jonathan Taylor. Selective sampling after solving a convex problem. *arXiv preprint arXiv:1609.05609*, 2016.

Ryan J. Tibshirani, Jonathan Taylor, Richard Lockhart, and Robert Tibshirani. Exact post-selection inference for sequential regression procedures. *Journal of the American Statistical Association*, 111(514):600–620, 2016.

Konstantin S Turitsyn, Michael Chertkov, and Marija Vucelja. Irreversible monte carlo algorithms for efficient sampling. *Physica D: Nonlinear Phenomena*, 240(4):410–414, 2011.

Changye Wu and Christian P Robert. Generalized bouncy particle sampler. *arXiv preprint arXiv:1706.04781*, 2017.