

A rapid cosmic-ray increase in BC 3372-3371 from ancient buried tree rings in China

F. Y. Wang^{1,2}, H. Yu¹, Y. C. Zou³, Z. G. Dai^{1,2} and K. S. Cheng⁴

¹*School of Astronomy and Space Science, Nanjing University, Nanjing 210023, China*

²*Key Laboratory of Modern Astronomy and Astrophysics (Nanjing University), Ministry of Education, Nanjing 210023, China*

³*School of Physics, Huazhong University of Science and Technology, Wuhan 430074, China*

⁴*Department of Physics, University of Hong Kong, Hong Kong, China*

Cosmic rays interact with the Earth's atmosphere to produce ^{14}C , which can be absorbed by trees. Therefore, rapid increases of ^{14}C in tree rings can be used to probe previous cosmic-ray events. By this method, three ^{14}C rapidly increasing events have been found. Plausible causes of these events include large solar proton events, supernovae or short gamma-ray bursts. However, due to the lack of measurements of ^{14}C by year, the occurrence frequency of such ^{14}C rapidly increasing events is poorly known. In addition, rapid increases may be hidden in the IntCal13 data with five-year resolution. Here we report the result of ^{14}C measurements using an ancient buried tree during the period between BC 3388 and 3358. We find a rapid increase of about 9‰ in the ^{14}C content from BC 3372 to BC 3371. We suggest that this event could originate from a large solar proton event.

The cosmogenic nuclide ^{14}C is produced in the Earth's atmosphere through neutrons captured by nitrogen nuclei. These neutrons are generated by cosmic rays interacting with the at-

mosphere. Through the global carbon cycle, some of $^{14}\text{CO}_2$ produced in the atmosphere can be retained in annual tree rings¹⁻³. Therefore, ^{14}C concentrations in annual tree rings indicate the intensity of cosmic rays. The flux of cosmic rays reaching the earth is modulated by time variations of geomagnetic and heliomagnetic fields. The international radiocarbon calibration curve IntCal13 contains tree ring records of ^{14}C data with a typical 5-year resolution extending to 13,900 years before the present⁴. The IntCal13 curve shows variations due to solar and geomagnetic activities on a decadal to millennial time scale. However, there are only a few annual ^{14}C data measured from tree rings. So some rapid ^{14}C increases caused by cosmic-ray events may be hidden in the IntCal13.

Interestingly, a large amount of cosmic rays can be generated on a short time scale by high-energy phenomena, such as supernovae (SNe)⁵ and large solar proton events (SPEs)⁶⁻⁸. Meanwhile, the energy deposited in γ -rays of SNe¹ and short gamma-ray bursts (GRBs)⁹ can also cause a rapid ^{14}C increase. Accordingly, rapid increases of ^{14}C content in tree rings are valuable tools to explore high-energy phenomena occurred in ancient times.

Recently, two events of rapidly increasing ^{14}C content occurring in AD 774-775 and AD 993-994 were found using Japanese trees^{6,10}. More recently, a sharp increase of ^{14}C content about 10‰ within about 3 years was found at BC 660¹¹. The AD 774-775 event was confirmed by other tree samples in different places^{8,12,13}, indicating that this event is worldwide. Several possible causes for these events have been proposed. Supernova remnants occurring at AD 774, AD 993 and BC 660 have not been observed and historical record of SNe has not been found. So the

three reported events are unlikely caused by SNe^{11,14,15}. The other possible explanations of the three events are short GRBs^{14,16} or large SPEs^{6,8,11,12}. The ¹⁰Be measurements in ice cores from Antarctica, Greenland and Arctic also show a spike around AD 775^{17,18}, which indicates that a large SPE is the most likely explanation. But whether short GRBs could generate substantial increase in ¹⁰Be remains unclear^{14,16}. Meanwhile, the local event rate of short GRBs is much smaller than the rate of ¹⁴C increase events. Other attempts have been made to search for rapid ¹⁴C increases. For example, the ¹⁴C content has been measured in bristlecone pine tree-ring samples in BC 2479-2455, BC 4055-4031, BC 4465-4441, and BC 4689-4681¹⁹. But no large ¹⁴C increases during these periods are found. It is possible that there were other rapid ¹⁴C increases in the past, undetected due to the lack of annual ¹⁴C measurements. In order to find more rapid increases in ¹⁴C data at annual resolution, we select the periods during which the ¹⁴C value increases significantly in the IntCal13 data. There are two intervals where the increase rate is greater than 0.6‰ per year between BC 3380 and 3370. It is possible that larger annual changes hide in the averaged five-year data.

Here, we report the measurement of ¹⁴C content for an ancient buried tree in China during the period BC 3388-3358 to search ¹⁴C increase events, and find a rapid increase from BC 3372 to BC 3371. Considering the occurrence rate of the rapid ¹⁴C increase events, the ¹⁴C event could originate from a large SPE.

Results

Wood sample. We use a Chinese wingnut (*Pterocarya stenoptera*) tree, which was found in

the city of Yichang, Hubei Province (30°31'N, 111°35'E), China. The sample of Chinese wingnut is housed in the Yichang museum. The tree is shown in Supplementary Figure 1. This type of wood was formed in the following way. Living trees were buried in river bed or low-lying place by an earthquake, floods or debris flows. Then, after thousands of years of carbonization process, this type of wood would be formed. The carbonization process is the early stage of the coalification process²⁰, which can be taken as the slow hydrothermal carbonization process²¹, and the annual rings are preserved. The buried wood was first introduced to the West by Ernest Henry Wilson in 1913²². It is regarded as priceless raw material for carving. It also has substantial artistic and scientific research values, such as revealing forest information, for studying paleoclimate, and speculating on natural disasters.

Unlike very aging trees, the ancient buried woods are relatively common in nature. The period of buried woods spans a long era back. On the other hand, unlike coal, the buried woods still contain the structure of the trees. Therefore, the ancient buried woods are good samples of the carbon abundance research on past epochs up to tens of thousand years ago, as well as on other plant archaeology. For example, the use of the sample may extend the data of IntCal13.

The tree was dated with tree-ring records using standard dendrochronology. We use the master chronology of tree ring widths from California²³. The program dpLR is used to perform the dendrochronology²⁴. We find that the correlation value with the master is 0.525. The possible age error of the wood sample is about 2 years. Considering the age error of ¹⁴C dating is about 20 years, the age from dendrochronology is consistent with that from ¹⁴C dating. We separated

annual rings carefully using a knife. The cellulose samples are prepared by standard chemical cleaning methods. The tree rings are measured using the Accelerator Mass Spectrometry (AMS) method at the Beta Analytic radiocarbon dating laboratory²⁵. In order to cross check our results, we also measured another sheet of wood from the same tree (as a different sample) at the Institute of Accelerator Analysis laboratory (IAA)²⁶.

Measurement data. In general, AMS measures the fraction of modern carbon F , $\delta^{13}\text{C}$ and $\Delta^{14}\text{C}$. The definitions of these values can be found in Stuiver & Polach (1977)²⁷. First we measure the ^{14}C content between BC 3388 and 3358 every five years. Then the yearly measurements of ^{14}C content from BC 3379 to 3365 are performed, because the ^{14}C increase rate is greater than 0.6‰ per year in this period. Figure 1 shows the variation of ^{14}C content of the tree rings for the period BC 3388-3358. The filled circles are measured results from the Beta Analytic radiocarbon dating laboratory and the open circles are measured from the Institute of Accelerator Analysis laboratory. The two series of data are consistent with each other (Table 1 and Table 2). So the measurement results are reproducible. We find an increase of ^{14}C content of about 9.4‰ from BC 3372 to BC 3371. After the increase, a gradual decrease over several years due to the carbon cycle is observed. The significance of this increase with respect to the measurement errors is 5.2σ . The profile of this ^{14}C event shows a rapid increase within about 1 year followed by a decay due to the carbon cycle, which is similar to the AD 774-775 event. In order to estimate ^{14}C production required for this event, we use the four-box carbon cycle model to fit the $\Delta^{14}\text{C}$ data. The four reservoirs are troposphere, stratosphere, biosphere, and surface ocean water²⁸. The transfer coefficients of carbon from one reservoir to another used in this work are the same as Miyake et al.

(2012). We assume all the ^{14}C is injected into troposphere instantaneously. The best-fitting result is shown as the solid line in Figure 1. The best fit by the weighted least-square method yields a net ^{14}C production of $Q = (7.2 \pm 1.2) \times 10^7$ atoms cm^{-2} . According to the calculation of Usoskin et al. (2013), the ^{14}C production for the AD 774-775 event is $(1.3 \pm 0.2) \times 10^8$ atoms cm^{-2} . Therefore, the intensity of this event is about 0.6 times as large as the AD 774-775 event. In order to compare our results with IntCal13⁴, we average the annual data to obtain a series with 5-year resolution. The result is shown in Figure 2. Considering the measurement errors, the two sets of data are consistent with each other. We also compare our data with the original tree-ring data^{29,30} of IntCal13 in Figure 3. Interestingly, our measured results well agree with the original data of IntCal13.

Discussion

The rapid ^{14}C increase around BC 3372 must be caused by cosmic high-energy phenomena. The solar cycle cannot produce this large increase. There are several plausible origins for this event.

GRBs are the most powerful electromagnetic explosions in the Universe^{31,32}. According to their duration T , they can be divided into long ($T \geq 2$ s) and short ($T < 2$ s) GRBs. Because the intensity of this event is less than that of AD 774-775 event, the energy of a typical short GRB located at a few kpc can provide necessary energy¹⁴ for this event. The previous three ^{14}C events may not be caused by short GRBs¹⁷. So if a short GRB causes this event, it implies that one short GRB explodes in our galaxy about 5,000 years. But the local rate of short GRBs pointed to the

Earth is $\sim 10^{-5} \text{ yr}^{-1}$ ^{7,15}. So the short GRB hypothesis is largely ruled out.

Supernovae are also powerful explosions with high-energy emissions. For a supernova, the ^{14}C increase is attributed to both high-energy photons and cosmic rays, but only the high-energy photons would be abrupt. Previous work has shown that a rapid ^{14}C increase of 6‰ occurred three years after the SN 1006 explosion¹. However, this result is challenged by a recent study³³. The ^{14}C increase event reported in this paper occurred about 5,300 years ago, at a time from which there is no human historical record. Based on the above calculation, the gamma-ray energy required for this event in the atmosphere is about 10^{24} erg. The typical total energy of a supernova is 10^{51} erg. If a fraction of its total energy, $\eta_\gamma \simeq 1\%$, radiates in gamma-rays, then the supernova must be closer than 326 pc. From the Chandra Catalog of Galactic Supernova Remnants (http://hea-www.cfa.harvard.edu/ChandraSNR/snrcat_gal.html), we find five supernova remnants with distances closer than 400 pc. The possible ages for these five supernova remnants are: $t = 391$ kyr for G006.4+04.9³⁴, $t = 4.4 \times 10^9$ yr for G014.7+09.1³⁵, $t = 3.1 \times 10^6$ yr for G047.3-03.8³⁶, $t = 340$ kyr for Geminga³⁷, and $t = 2,000 - 13,000$ yr for G266.2-1.2 (Vela Jr.)³⁸. Indeed, nearby SNe are rare within the last 300 kyr³⁹. Interestingly, the Vela Jr.⁴⁰ locates at hundreds of parsecs and its age is 2,000 – 13,000 years³⁸. From this point of view, a supernova origin of the BC 3372-3371 event appears to be plausible. Unfortunately, η_γ is much smaller than 1%⁴¹, so a supernova origin for this event becomes highly implausible.

The most probable origin is a large SPE. Usually, SPEs are associated with solar flares and coronal mass ejections⁴². Due to the uncertainty of the SPE energy spectrum, the estimated fluence

of SPE caused the AD 774-775 event varies by as much as two orders of magnitude^{8,43}. Based on more realistic models, Usoskin et al. (2013) found that the AD 774-775 event could be explained by a large SPE, which was about 50 times larger than the SPE in AD 1956⁸. So the SPE associated the BC 3372-3371 event is about 30 times larger than the SPE in AD 1956. According to calculations by Usoskin et al. (2013), the AD 774-775 event required a SPE fluence (>30 MeV) of $4.5 \times 10^{10} \text{ cm}^{-2}$. Because this event is about 0.6 times as large as the AD 774-775 event, this event should correspond to an SPE fluence about $2.7 \times 10^{10} \text{ cm}^{-2}$, if the same spectrum is assumed. The SPE fluence above 30 MeV of Carrington event is $1.9 \times 10^{10} \text{ cm}^{-2}$ ⁴⁴, which is about 0.7 times as large as that of BC 3372-3371 event. So rapid increase of radioisotopes should be detectable around AD 1859. However, neither ^{14}C nor ^{10}Be peaks were found around AD 1859¹⁰, which may be attributed to the different spectra of SPEs. If the BC 3372-3371 event is of solar origin, the associated SPE must be extremely powerful. In modern society, such extreme events would damage electronic and power systems⁴⁵, deplete atmospheric ozone⁴⁶ and possibly affect the weather⁴⁷. Based on the four events, the probability of large SPEs is about $7.4 \times 10^{-4} \text{ yr}^{-1}$. If we assume the energy of an SPE is comparable to that of an X-ray flare, the occurrence frequency of large SPEs is consistent with the frequency of superflares on solar-type stars⁴⁸.

In conclusion, we find a rapid increase about 9% of ^{14}C content in buried tree rings from BC 3372 to 3371. Whether this event is worldwide is unknown. Therefore, measuring the ^{14}C content of trees in other places around this period is important. The most likely origin of this event is a large SPE. In the future, the measurements of radiocarbon concentration in tree rings are important for studying the large SPEs and cosmic gamma-ray events.

Methods

AMS measurement at the Beta Analytic laboratory.

Cellulose in tree rings is extracted in the following steps: (1) washing with distilled water; (2) soaking in HCl, NaOH and HCl solutions; (3) bleaching with hot NaClO₂ and washing with boiling distilled water. Then the material was combusted to CO₂ and converted to graphite using standard procedures. The graphite powders produced are pressed into AMS targets and measured using an AMS system at Beta Analytic radiocarbon dating lab in Miami. The ¹⁴C/¹³C ratio of the sample is compared to known standards (Oxalic I and II, National Institute of Standards and Technology standards SRM 4990B and 4990C, respectively), and the result corrected to the measured value of δ¹⁴C made off line on a stable isotope mass spectrometer, giving a value for fraction of modern carbon.

AMS measurement at the IAA.

Pre-treatment. (1) Rootlets and granules were removed using tweezers. (2) The Acid-Alkali-Acid (AAA) pretreatment process was used for eliminating carbonates and secondary organic acids. After the treatment, the sample was neutralized with ultra pure water, and dried. In the acid treatments of the AAA, the sample is treated with HCl (1M). In the standard alkaline treatment, the sample is treated with NaOH, by gradually raising the concentration level from 0.001M to 1M. If the alkaline concentration reaches 1M during the treatment, the treatment is described as AAA in the table, while AaA if the concentration does not reach 1M. (3) The sample was oxidized

by heating to produce CO₂ gas. (4) The produced CO₂ gas was purified in a vacuum line. (5) The purified CO₂ gas sample was reduced to graphite by hydrogen using iron as a catalyst. (6) The produced graphite was pressed into a target holder with a hole of 1 mm diameter for the AMS ¹⁴C dating, using a hand-press machine.

Measurement. The graphite sample was measured against a standard of Oxalic acid (HOxII) provided by the National Institute of Standards and Technology (USA), using a ¹⁴C-AMS system based on the tandem accelerator. A blank for the background check was also measured.

Data availability The data that support the findings of this study are available from the corresponding author upon request.

References

1. Damon, P. E., Kaimei, D., Kocharov, G. E., Mikheeva, I. B. & Peristykh, A. N. Radiocarbon production by the gamma-ray component of supernova explosions. *Radiocarbon* **37**, 599-604 (1995).
2. Damon, P. E. & Peristykh, A. N. Radiocarbon calibration and application to geophysics, solar physics, and astrophysics. *Radiocarbon* **42**, 137-150 (2000).
3. Usoskin, I. G., Solanki, S. K., Kovaltsov, G. A., Beer, J. & Kromer, B. Solar

- proton events in cosmogenic isotope data. *Geophys. Res. Lett.* **33**, 153-172 (2006).
4. Reimer, P. J., *et al.* IntCal13 and Marine13 radiocarbon age calibration curves, 0-50,000 years cal BP. *Radiocarbon* **55**, 1869-1887 (2013).
 5. Ackermann, M. *et al.* Detection of the Characteristic Pion-Decay Signature in Supernova Remnants. *Science* **339**, 807-811 (2013).
 6. Miyake, F., Nagaya, K., Masuda, K. & Nakamura, T. A signature of cosmic-ray increase in AD 774-775 from tree rings in Japan. *Nature* **486**, 240-242 (2012).
 7. Melott, A. L., & Thomas, B. C., Causes of an AD 774-775 ^{14}C increase. *Nature* **491**, E1-E2 (2012).
 8. Usoskin, I. *et al.* The AD 775 cosmic event revisited: the Sun is to blame. *Astron. Astrophys.* **552**, L3 (2013).
 9. Mészáros, P. Gamma-Ray Bursts. *Rep. Prog. Phys.* **69**, 2259-2322 (2006).
 10. Miyake, F., Masuda, K. & Nakamura, T. Another rapid event in the carbon-14 content of tree rings. *Nat. Commun.* **4**, 1748 (2013).

11. Park, J. *et al.* Relationship between solar activity and $\Delta^{14}\text{C}$ peaks in AD 775, AD 994, and 660 BC. *Radiocarbon* **59**, 1147-1156 (2017).
12. Jull, A. *et al.* Excursions in the ^{14}C record at AD 774-775 in tree rings from Russia and America. *Geophys. Res. Lett.* **41**, 3004-3010 (2014).
13. Gütler, D. *et al.* Rapid increase in cosmogenic ^{14}C in AD 775 measured in New Zealand kauri trees indicates short-lived increase in ^{14}C production spanning both hemispheres. *Earth and Planetary Science Letters* **411**, 290-297 (2015).
14. Hambaryan, V. & Neuhäuser, R. A Galactic short gamma-ray burst as cause for the ^{14}C peak in AD 774/5. *Mon. Not. R. Astron. Soc.* **430**, 32-36 (2013).
15. Chai, Y. & Zou, Y. C. Searching for events in Chinese ancient records to explain the increase in ^{14}C from AD 774-75 and AD 993-94. *Research in Astronomy and Astrophysics* **15**, 1504-1512 (2015).
16. Pavlov, A. *et al.* AD 775 pulse of cosmogenic radionuclides production as imprint of a Galactic gamma-ray burst. *Mon. Not. R. Astron. Soc.* **435**, 2878-2884 (2013).

17. Mekhaldi, F. *et al.* Multiradionuclide evidence for the solar origin of the cosmic-ray events of AD 774/5 and 993/4. *Nat. Commun.* **6**, 8611 (2015).
18. Sigl, M. *et al.* Timing and climate forcing of volcanic eruptions for the past 2,500 years. *Nature* **523**, 543-549 (2015).
19. Miyake, F. *et al.* Search for Annual ^{14}C Excursions in the Past. *Radiocarbon* **59**, 315-320 (2017).
20. Ibarra, J., Edgar, M. & Rafael, M. FTIR study of the evolution of coal structure during the coalification process. *Organic Geochemistry* **24**, 725-735 (1996).
21. Funke, A. & Felix, Z. Hydrothermal carbonization of biomass: a summary and discussion of chemical mechanisms for process engineering. *Biofuels, Bioproducts and Biorefining* **4**, 160-177 (2010).
22. Wilson, E. H. & Sargent, C. S. Naturalist in Western China with Vasculum, Camera and Gun. *Methuen & Co. Ltd.* 19 (1913).
23. <https://www.ncdc.noaa.gov/data-access/paleoclimatology-data>
24. Bunn, A. G. A dendrochronology program library in R (dplR). *Dendrochronologia* **26**, 115-124 (2008).

25. <http://www.radiocarbon.com/>.
26. <http://www.iaa-ams.co.jp/indexen.html>
27. Stuiver, M. & Polach, H. A. Discussion: Reporting of ^{14}C data. *Radiocarbon* **19**, 355-363 (1977).
28. Nakamura, T., Nakai, N. & Ohishi, S. Applications of environmental ^{14}C measured by AMS as a carbon tracer. *Nucl. Instrum. Methods B* **29**, 355-360 (1987).
29. Stuiver, M., Reimer, P. J. & Braziunas, T. F. High-precision radiocarbon age calibration for terrestrial and marine samples. *Radiocarbon* **40**, 1127-1151 (1998).
30. Pearson, G. W., Becker, B. & Qua, F. High-Precision ^{14}C Measurement of German and Irish Oaks to Show the Natural ^{14}C Variations from 7890 to 5000 BC. *Radiocarbon* **35**, 93-104 (1993).
31. Kumar, P. & Zhang, B. The physics of gamma-ray bursts & relativistic jets. *Physics Reports* **561**, 1-109 (2015).

32. Wang, F. Y., Dai, Z. G. & Liang, E. W. Gamma-ray burst cosmology. *New Astronomy Reviews* **67**, 1-17 (2015).
33. Dee, M., Pope, B., Miles, D., Manning, S. & Miyake, F. Supernovae and single-year anomalies in the atmospheric radiocarbon record. *Radiocarbon* **59**, 293-302 (2017).
34. Romani, R. W. *et al.* The Balmer-dominated Bow Shock and Wind Nebula Structure of γ -ray Pulsar PSR J1741-2054. *Astrophys. J.* **724**, 908-914 (2010).
35. Becker, W., & Trümper, J. The X-ray emission properties of millisecond pulsars. *Astron. Astrophys.* **341**, 803-817 (1999).
36. Misanovic, Z., Pavlov, G. G. & Garmire, G. P. Chandra Observations of the Pulsar B1929+10 and Its Environment. *Astrophys. J.* **685**, 1129-1142 (2008).
37. Pavlov, G. G., Bhattacharyya, S. & Zavlin, V. E. New X-ray Observations of the Geminga Pulsar Wind Nebula. *Astrophys. J.* **715**, 66-77 (2010).
38. Allen, G. E. *et al.* On the Expansion Rate, Age, and Distance of the Supernova Remnant G266.2-1.2 (Vela Jr.). *Astrophys. J.* **798**, 82 (2015).

39. Melott, A. L., Usoskin, I. G., Kovaltsov, G. A. & Laird, C. M. Has the Earth been exposed to numerous supernovae within the last 300 kyr? *International Journal of Astrobiology* **14**, 375-378 (2015).
40. Aschenbach, B. Discovery of a young nearby supernova remnant. *Nature* **396**, 141-142 (1998).
41. The, L. S., & Burrows, A. Expectations for the Hard X-Ray Continuum and Gamma-Ray Line Fluxes from the Type Ia Supernova SN 2014J in M82. *Astrophys. J.* **786**, 141 (2014).
42. Desai, M. & Giacalone, J. Large gradual solar energetic particle events. *Living Rev. Solar Phys.* **13**, 3 (2016).
43. Thomas, B. C., Melott, A. L., Arkenberg, K. R. & Snyder, B. R. Terrestrial effects of possible astrophysical sources of an AD 774-775 increase in ^{14}C production. *Geophys. Res. Lett.* **40**, 1237-1240 (2013).
44. Shea, M., Smart, D., McCracken, K., Dreschhoff, G. & Spence, H. Solar proton events for 450 years: The Carrington event in perspective. *Adv. Space Res.* **38**, 232-238 (2006).

45. Shea, M. & Smart, D. Space weather and the ground-level solar proton events of the 23rd solar cycle. *Space Sci. Rev.* **171**, 161-188 (2012).
46. Lopez-Puertas, M. *et al.* Observation of NO_x enhancement and ozone depletion in the Northern and Southern Hemispheres after the October-November 2003 solar proton events. *J. Geophys. Res.* **110**, A09S43 (2005).
47. Calisto, M., Usoskin, I. & Rozanov, E. Influence of a Carrington-like event on the atmospheric chemistry, temperature and dynamics: revised. *Environ. Res. Lett.* **8**, 045010 (2013).
48. Maehara, H. *et al.* Superflares on solar-type stars. *Nature* **485**, 478-481 (2012).

Acknowledgements We thank the staff of Yichang Museum for providing the ancient buried tree and Prof. Kevin Mackeown for critically reading the manuscript. This work is supported by the National Basic Research Program of China (973 Program, grant No. 2014CB845800), the National Natural Science Foundation of China (grants 11422325, 11373022 and 11573014), and the Excellent Youth Foundation of Jiangsu Province (BK20140016).

Author Contributions F.Y.W. conceived the research. H.Y. prepared samples. All

of the authors discussed the results. F.Y.W. and Y.C.Z. prepared the manuscript. Z.G.D. and K.S.C. commented on the manuscript. Correspondence and requests for materials should be addressed to F.Y.W. (fayinwang@nju.edu.cn) or Y.C.Z. (zouyc@hust.edu.cn).

Competing interests statement The authors declare that they have no competing financial interests.

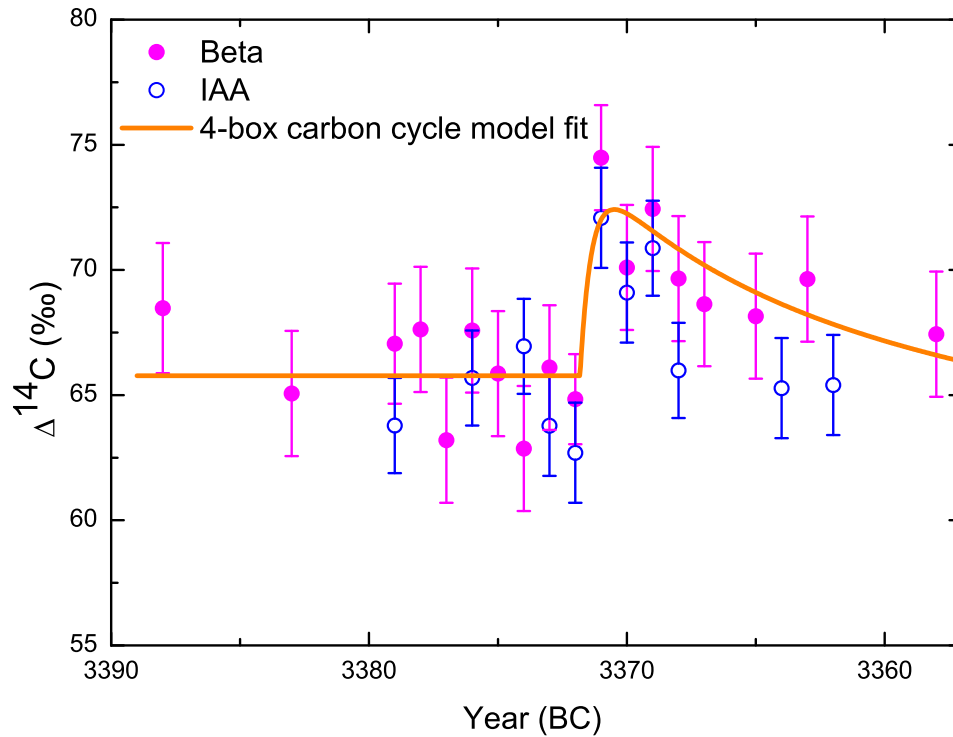


Figure 1: **Measured ^{14}C content.** Measured results of $\Delta^{14}\text{C}$ for the tree rings using the AMS method at the Beta Analytic radiocarbon dating laboratory (filled circles) and the Institute of Accelerator Analysis laboratory (open circles). The typical error of a single measurement is about 2.5‰ for filled circles and 2.0‰ for open circles. In order to obtain a smaller error for this ^{14}C increase event, several measurements for BC 3371 and 3372 are performed. The solid line is the best fit for filled circles using the four-box carbon cycle model with a net ^{14}C production of $Q = (7.2 \pm 1.2) \times 10^7 \text{ atoms cm}^{-2}$. Uncertainties (s.d.) are based on error propagation including measurement errors of the fraction of modern carbon F .

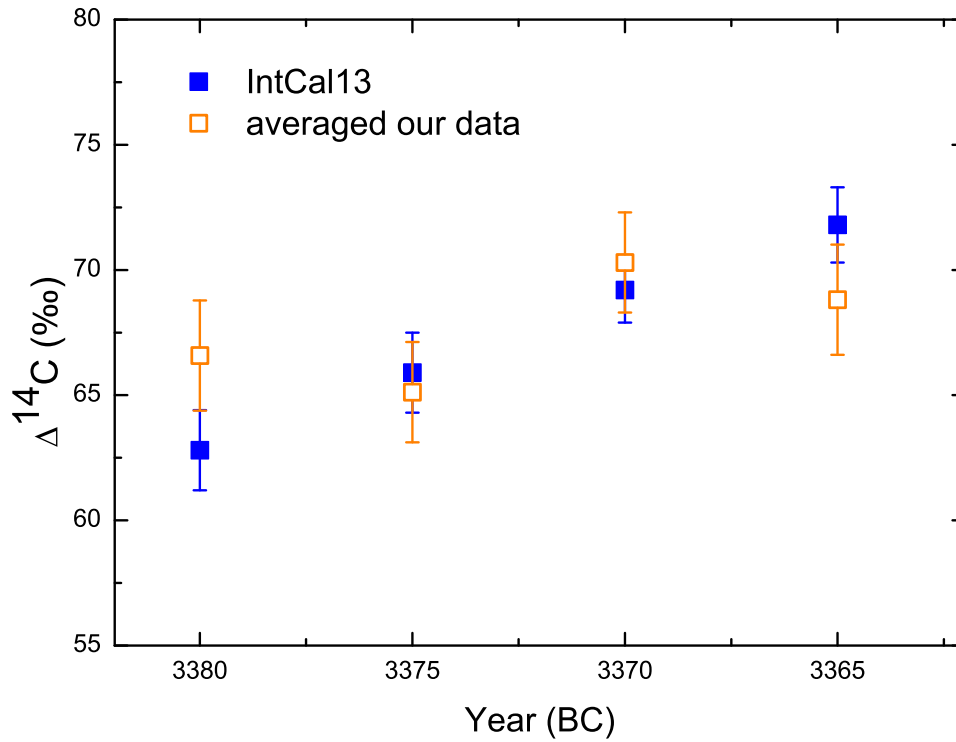


Figure 2: **Comparison with IntCal13 data.** Comparison of our five-year average of $\Delta^{14}\text{C}$ data measured in the Beta Analytic laboratory (open squares) with the IntCal13 data (filled squares)⁴. They are generally consistent with each other considering the measurement errors. Uncertainties (s.d.) of our data are based on error propagation including measurement errors of the fraction of modern carbon F . The errors of filled squares are adopted from IntCal13⁴.

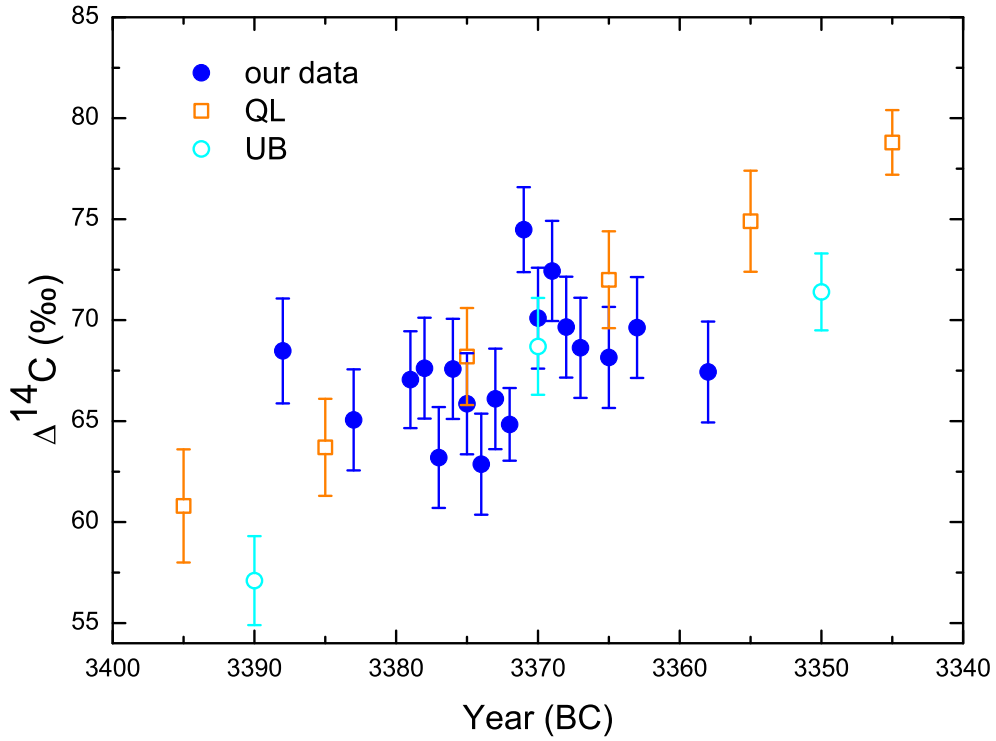


Figure 3: **Comparison with IntCal13 original data.** Comparison of our data measured at the Beta laboratory (filled dots) with the IntCal13 original data [The UW Quaternary Isotope Laboratory (QL, open squares)²⁹, The Queen’s University of Belfast (UB, open dots)³⁰]. For the three $\Delta^{14}\text{C}$ value measured in the same year, they are consistent with each other within measurement errors. The value of $\Delta^{14}\text{C}$ at BC 3385 from QL is between the nearby two points measured in Beta laboratory. Therefore, our measured results well agree with the IntCal13 original data considering the measurement errors. Uncertainties (s.d.) are based on error propagation including measurement errors of the fraction of modern carbon F .

Table 1: Measured results in the Beta Analytic laboratory.

Year (BC)	$\Delta^{14}\text{C}$ (‰)	error ^a	$\delta^{13}\text{C}$ (‰)
3388	68.47	2.6	-24.9
3383	65.06	2.5	-26.6
3379	67.05	2.4	-26.0
3378	67.62	2.5	-25.6
3377	63.19	2.5	-26.1
3376	67.58	2.48	-25.2
3375	65.86	2.5	-26.3
3374	62.87	2.5	-25.6
3373	66.10	2.49	-24.7
3372	65.03	1.8	-25.4
3371	74.48	2.1	-24.6
3370	70.10	2.5	-25.7
3369	72.44	2.48	-26.4
3368	69.65	2.5	-25.4
3367	68.63	2.48	-25.6
3365	68.15	2.5	-25.5
3363	69.63	2.5	-25.9
3358	67.43	2.5	-24.8

^aThe error of $\Delta^{14}\text{C}$ is calculated from error propagation. In the calculation, the error of the fraction of modern carbon F is considered.

Table 2: Measured results in the Institute of Accelerator Analysis laboratory.

Year (BC)	$\Delta^{14}\text{C}$ (‰)	error ^a	$\delta^{13}\text{C}$ (‰)
3379	63.79	1.9	-26.53
3376	65.68	1.9	-24.77
3374	66.95	1.9	-25.56
3373	63.78	2.0	-27.23
3372	62.70	2.0	-25.88
3371	72.08	2.0	-26.16
3370	69.10	2.0	-24.69
3369	70.87	1.9	-24.97
3368	65.99	1.9	-26.42
3364	65.28	2.0	-25.09
3362	65.40	2.0	-26.04

^aThe error of $\Delta^{14}\text{C}$ is calculated from error propagation. In the calculation, the error of the fraction of modern carbon F is considered.