

# Unsupervised Document Embedding With CNNs

Chundi Liu<sup>\* 1</sup> Shunan Zhao<sup>\* 1</sup> Maksims Volkovs<sup>1</sup>

## Abstract

We propose a new model for unsupervised document embedding. Leading existing approaches either require complex inference or use recurrent neural networks (RNN) that are difficult to parallelize. We take a different route and develop a convolutional neural network (CNN) embedding model. Our CNN architecture is fully parallelizable resulting in over 10x speedup in inference time over RNN models. Parallelizable architecture enables to train deeper models where each successive layer has increasingly larger receptive field and models longer range semantic structure within the document. We additionally propose a fully unsupervised learning algorithm to train this model based on stochastic forward prediction. Empirical results on two public benchmarks show that our approach produces comparable to state-of-the-art accuracy at a fraction of computational cost.

## 1. Introduction

Document representation for machine reasoning is fundamental problem in natural language processing (NLP). A typical approach is to develop a document embedding model which produces fixed length vector representations that accurately preserve semantic information within each document (Blei et al., 2003; Le & Mikolov, 2014; Kiros et al., 2015; Arora et al., 2017; Lin et al., 2017). These models can be supervised or unsupervised, and in this work we focus on the unsupervised category where the models are trained using unlabeled text. The unsupervised approach is particularly attractive since large amount of unlabeled text is freely available on the Internet in virtually all major languages, and can be used directly without expensive labeling or annotation. Moreover, since the embeddings can be utilized for a variety of tasks within the same NLP pipeline, even if labeling resources are available, it is difficult to determine what the target labels should be.

<sup>\*</sup>Equal contribution <sup>1</sup>layer6.ai. Correspondence to: Maksims Volkovs <maks@layer6.ai>.

Common tasks include sentiment and topic analysis, personalization and information retrieval, all of which would require different labels and embeddings if trained individually in a supervised fashion. Despite significant research effort in this area, the bag-of-words (BOW) and bag-of-ngrams approaches remain popular and still achieve highly competitive results (Wang & Manning, 2012). However, BOW representations fail to capture similarities between words and phrases and as a result suffer from sparsity and dimensionality explosion. Moreover, by treating words as independent tokens, the temporal information is lost making it impossible to model long range semantic dependencies.

Recently, significant attention has been devoted to embedding approaches that use distributed representations of words (Bengio et al., 2003; Mikolov et al., 2013). Models within this category are trained to produce document embeddings from word representations, and either jointly learn word representations during training or use a pre-trained word model. The main advantage of these approaches is that they directly exploit semantic similarities between words, and produce highly compact embeddings with state-of-the-art accuracy. Recent work has shown that embeddings with only several hundred dimensions achieve leading accuracy on tasks such as topic/sentiment classification, and information retrieval (Le & Mikolov, 2014; Kiros et al., 2015; Lin et al., 2017).

Within this category, popular approaches include weighted word combination models (Arora et al., 2017; Chen, 2017), doc2vec (Le & Mikolov, 2014) and recurrent neural network (RNN) models (Kiros et al., 2015; Hill et al., 2016; Lin et al., 2017). The word combination models aim to directly aggregate word representations in a given document through (weighted) averaging or another related function. Similarly to BOW, these approaches are straightforward to implement and achieve highly competitive performance. Unlike BOW, the resulting embeddings are an order of magnitude smaller in size and don't suffer from sparsity or dimensionality explosion problems. However, by averaging together word representations, temporal information is lost, and while applying per word weights partially addresses this problem, it doesn't eliminate it. One can easily come up with examples of documents that contain nearly the same words, but have very different meaning due to

word order. As such, averaging and other aggregation models that ignore word order are unlikely to perform well on the more complex NLP reasoning tasks.

doc2vec (Le & Mikolov, 2014) is another popular unsupervised model which builds on the word2vec (Mikolov et al., 2013) approach by incorporating document vectors that capture document specific semantic information. During training, both word and document vectors are learned jointly, and word vectors are then held fixed during inference. While accurate, this model requires iterative optimization to be conducted during inference. This involves computing multiple gradient updates and applying them to the document embedding with an optimizer of choice such as SGD. In high volume production environments, running such optimization for each new document can be prohibitively expensive. Moreover, as documents can vary significantly in length and word composition, it is difficult to control for over/under-fitting without running further diagnostics that add additional complexity.

Finally, RNN models (Kiros et al., 2015; Hill et al., 2016; Lin et al., 2017) address the inference problem by training a parametrized neural network model that only requires a deterministic forward pass to be conducted during inference. RNN embedding models ingest the document one word at a time and hidden activations (or their combination) after the entire document has been processed are then taken as the embedding. This approach naturally addresses the variable length problem and provides a principled way to model temporal aspects of the word sequence. However, the sequential nature of the RNN makes it difficult to leverage the full benefits of modern hardware such as GPUs that offer highly scalable parallel execution. This can significantly affect both training and inference speed. Consequently, most RNN embedding models are relatively shallow with only a few hidden layers. Moreover, many of the commonly used RNN architectures, such as LSTM (Hochreiter & Schmidhuber, 1997) and GRU (Chung et al., 2014), gate information from already seen input at each recurrence step. Repeated gating has an effect where more weight is placed on later words and the network can “forget” earlier parts of the document (Lai et al., 2015). This is not ideal for language modeling where important information can occur anywhere within the document.

In this work, we propose an unsupervised embedding model based on a convolutional neural network (CNN) that addresses the aforementioned problems. While CNNs have been utilized for supervised NLP tasks with considerable success (Kim, 2014; Kalchbrenner et al., 2014; Dauphin et al., 2017; Conneau et al., 2017), little research has been done on the unsupervised problem. This work aims to address this gap. Specifically, we show that the convolutional architecture can be effectively utilized to learn accu-

rate document embeddings in a fully unsupervised fashion. Convolutions are naturally parallelizable and do not suffer from the memory problem of RNNs. This allows for significantly faster training and inference, leading to an order of magnitude inference speed-up over RNN embedding models. Faster training further enable us to explore deeper architectures that can model longer range semantic dependencies within the document. We show that in all of these architectures the variable length input problem can be effectively dealt with by using an aggregating layer between convolution and fully connected layers. This layer selects most salient information from the convolutional layers that is then combined in the fully connected layers to generate the embedding. Finally, we propose a new learning algorithm based on stochastic multiple word forward prediction. This algorithm has few hyper parameters and is straightforward to implement. In summary, our contributions are as follows:

- We propose a CNN architecture for unsupervised document embedding. This architecture is fully parallelizable and can be applied to variable length input.
- We develop a novel learning algorithm to train the CNN model in a fully unsupervised fashion. The learning algorithm is based on stochastic multiple word forward prediction, requires virtually no input pre-processing, and has few tunable parameters.
- We conduct extensive empirical evaluation on public benchmarks. Through this evaluation, we show that the embeddings generated by our CNN model produce comparable to state-of-the-art accuracy at a fraction of computational cost.

## 2. Approach

In this section we describe our model architecture, and outline learning and inference procedures. In a typical unsupervised document embedding problem, we are given a document corpus  $\{D_1, \dots, D_n\}$ , where each document  $D$  contains a sequence of words  $D = w_1, \dots, w_{|D|}$ . The goal is to learn an embedding function  $f : D \rightarrow \mathbb{R}^p$  that outputs a  $p$ -dimensional vector for every document. The embedding dimension is typically kept small, and highly competitive performance has been demonstrated with  $p < 1000$  (Le & Mikolov, 2014). Generated embeddings need to accurately summarize semantic/syntactic structure, and can be used as a primary document representation in subsequent NLP pipelines. Common use cases include efficient information storage and retrieval, and various supervised tasks such as sentiment analysis and topic classification. Note that besides documents in  $\mathbb{D}$ , we assume that no additional information is available and all training for  $f$  is done in a fully unsupervised fashion.

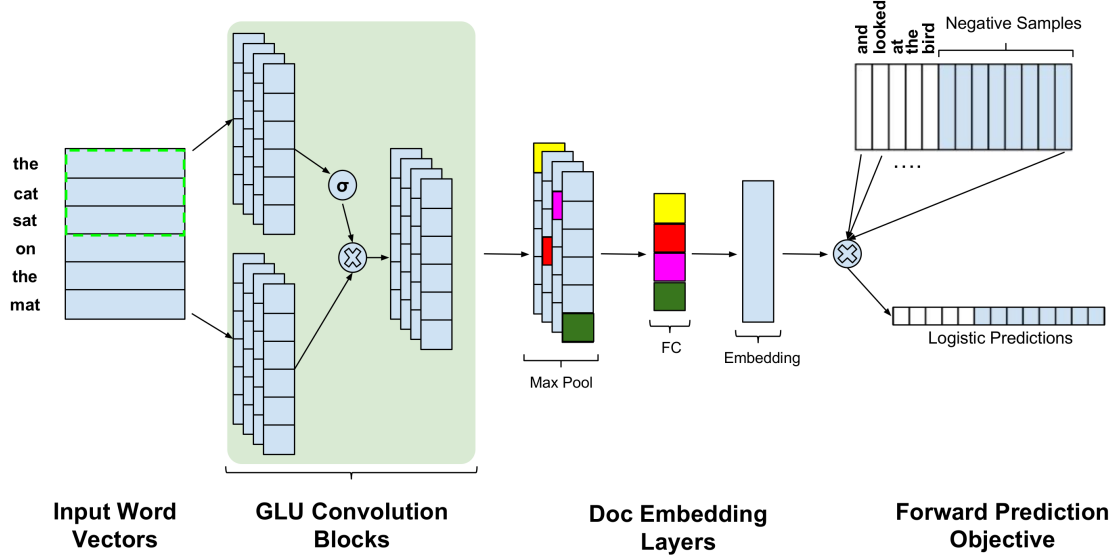


Figure 1. CNN embedding model diagram. The input document is “the cat sat on the mat and looked at the bird”. During training, the document is partitioned at the word “mat”. Words up to “mat” are used as input and passed through multiple layers of convolutions with GLU activations (Dauphin et al., 2017). The output of the last GLU layer is passed through an aggregating function such as max pool or  $\max_k$  pool. This operation converts variable length activation matrix into a fixed length one. Fixed length activations are then passed through fully connected layers, the last of which outputs the embedding. In this example, the model is trained to predict the words after “mat” so words in “and, looked, at, the, bird” are taken as positive targets, and randomly sampled words are taken as negative targets. Dot products between the output embedding and target word vectors are converted into probability using the logistic function, and the model is updated with binary cross-entropy objective.

As word sequences can’t be used as input directly, a common approach is to first transform them into numeric format. Recently, distributed representation (Mikolov et al., 2013; Pennington et al., 2014) has become increasingly more popular as it allows us to preserve temporal information, and doesn’t suffer from sparsity or dimensionality explosion problems. Given a dictionary  $\mathcal{V}$ , each word  $w \in \mathcal{V}$  is represented by a fixed length vector  $\phi(w) \in \mathbb{R}^m$ . Concatenating together word vectors within the document provides the input representation:

$$\phi(D) = [\phi(w_1), \dots, \phi(w_{|D|})] \quad (1)$$

where  $\phi(D)$  is an  $m \times |D|$  input matrix. Unlike bag-of-words, this representation fully preserves temporal order, is dense and captures semantic similarity between words (Mikolov et al., 2013). Word vectors can either be learned together with the model or initialized using approaches such as word2vec (Mikolov et al., 2013) and glove (Pennington et al., 2014). We use this format as our default input representation, and learn an embedding function  $f(\phi(D), \theta)$  that maps  $\phi(D)$  into a fixed length vector in  $\mathbb{R}^p$ , where  $\theta$  is a set of free parameters to be learned.

Given that  $f$  operates on variable length input word sequence, any subsequence of words within  $D$  also forms a valid input. We use  $D_{i:j} = w_i, w_{i+1}, \dots, w_j$  to denote the subsequence from  $i$ ’th to  $j$ ’th word, and  $\phi(D_{i:j})$  as the

corresponding input representation:

$$\phi(D_{i:j}) = [\phi(w_i), \phi(w_{i+1}), \dots, \phi(w_j)] \quad (2)$$

where  $\phi(D_{i:j})$  is now an  $m \times (j - i + 1)$  matrix. Passing the subsequence through  $f$  yields the subsequence embedding  $f(\phi(D_{i:j}), \theta)$ . Intuitively, if  $f$  has learned a “good” representation function, then embedding  $f(\phi(D_{i:j}), \theta)$  should accurately summarize semantic properties for any subsequence  $D_{i:j}$ . We extensively utilize this notion in our training procedure as it allows to significantly expand the training set by considering multiple subsequences within each document.

## 2.1. Model Architecture

CNN models have recently been shown to perform well on supervised NLP tasks with distributed representations (Kim, 2014; Kalchbrenner et al., 2014; Dauphin et al., 2017; Conneau et al., 2017), and are considerably more efficient than RNNs. Inspired by these results, we propose a CNN model for  $f$ . Given an input matrix  $\phi(D)$ , we apply multiple layers of convolutions to it. All convolutions are computed from left to right along the word sequence, and the first layer is composed of  $m \times d$  kernels that operate on  $d$  words at a time. Stacking layers together allows each successive layer to model increasingly longer range dependencies with receptive fields that span larger sections of the

input document. Similar to Dauphin et al. (2017), we found gated linear units (GLUs) to be useful for learning deeper models. Each GLU convolutional layer is computed as follows:

$$h^l(x) = (h^{l-1}(x) * W^l + b^l) \otimes \sigma(h^{l-1}(x) * V^l + c^l) \quad (3)$$

where  $h^l(x)$  is the output of  $l$ 'th layer,  $W^l$ ,  $V^l$ ,  $b^l$ ,  $c^l$  are convolution weights,  $\otimes$  is the element-wise product between matrices and  $\sigma$  is the sigmoid function. Linear component of the GLU ensures that the gradient doesn't vanish through the layers, and sigmoid gating selectively chooses which information is passed to the next layer. This is analogous to the "forget gate" in the LSTM that selectively chooses which information is passed to the next recurrence step. However, unlike LSTM, convolutions can be executed in parallel along the entire sequence, and GLU layers have no memory bias allowing the model to focus on any part of the input. Empirically, we found that learning with GLUs converged quicker and consistently produced better accuracy than ReLU activations.

The output of the last GLU layer is an activation matrix  $h^l$  where each row corresponds to a convolutional kernel, and the number of columns varies with input length. Fully connected layers can't be applied to variable length activations so we investigate several ways to address this problem. The first approach is to apply zero padding to convert the input into fixed length:

$$\phi(D) = [ \underbrace{\mathbf{0}, \dots, \mathbf{0}}_{\max(k-|D|, 0)}, \phi(w_1), \phi(w_2), \dots, \phi(w_{\min(|D|, k)}) ] \quad (4)$$

where  $\mathbf{0}$  is a zero vector and  $k$  is the target length. Documents shorter than  $k$  are left padded with zero vectors and those longer than  $k$  are truncated after  $k$  words. Analogous approach has been used by supervised CNN models for NLP (Conneau et al., 2017). While conceptually simple and easy to implement, this approach has a drawback. For imbalanced datasets where document length varies significantly, it is difficult to select  $k$ . Small  $k$  leads to information loss for long documents while large  $k$  results in wasted computation on short documents.

To address this problem we note that the activation matrix  $h^l$  can be converted to fixed length by applying an aggregating function along the rows. Common back-propagatable aggregating functions include max, mean and median. All of these convert arbitrary length input into fixed length output. In this work we focus on max which corresponds to the max pooling operation commonly used in deep learning models for computer vision and other domains. The max operation is applied along the rows of  $h^l$  and produces an output vector with the same length as the number of convolutional kernels in layer  $l$ . A further generalization of this procedure involves storing multiple values from each row

of  $h^l$  using an operator such as  $\max_k$  (Kalchbrenner et al., 2014) which outputs top- $k$  values instead of top-1. The order in which the  $k$  maximum values occur is preserved in this operation, allowing the fully connected layers to capture additional temporal information (Kalchbrenner et al., 2014).

Another advantage of using the max operation is that by tracing the selected activations back through the network we can gain insight into which parts of the input word sequence the model is focusing on to generate the embedding. This can be used to interpret the model, and we show an example of this analysis in the experiments section. A popular alternative to max pooling is attention layer (Bahdanau et al., 2015), and in particular self attention (Lin et al., 2017), where the rows of  $h^l$  are first passed through a softmax functions and then self gated. However, this is beyond the scope of this paper and we leave it for future work.

Aggregating layer effectively deals with variable length input, and eliminates the need for document padding/truncation, which saves computation and makes the model more flexible. After the aggregating layer, the fixed length activations are passed through fully connected layers, the last of which outputs the  $p$ -dimensional document embedding. Full architecture diagram with max pooling layer is shown in Figure 1.

## 2.2. Learning and Inference

We hypothesize that a "good" embedding for a sequence of words  $w_1, \dots, w_i$  should be an accurate predictor of the words  $w_{i+1}, w_{i+2}, \dots$  that follow. To accurately predict the next words the model must be able to extract sufficient sufficient semantic information from the input sequence, and improvement in prediction accuracy would indicate a better semantic representation. This forms the basis of our learning approach. We fix the embedding length  $p$  to be the same as the word vector length  $m$ , and define the probability that a given word  $w$  occurs after the word sub-sequence  $D_{i:j}$  using the sigmoid function:

$$P(w|D_{i:j}, \theta) = \frac{1}{1 + e^{-\phi(w)^T f(\phi(D_{i:j}), \theta)}} \quad (5)$$

where  $\phi(w)^T f(\phi(D_{i:j}), \theta)$  is the dot product between the word vector  $\phi(w)$  and the embedding for  $D_{i:j}$ . The probability is thus raised if word vector is similar to the embedding and lowered otherwise. By optimizing both word vectors and embeddings, the models learns a joint semantic space where dot product determines semantic relatedness.

During training, we optimize the model to perform well on this prediction task. The goal is to generate embeddings that can accurately predict the next words by having large dot product with each of them. Formally, given in-



put document  $D = w_1, \dots, w_{|D|}$  and prediction point  $i$ , we use subsequence  $D_{1:i} = w_1, \dots, w_i$  to predict the next  $h$  words  $w_{i+1}, \dots, w_{i+h}$ . Framing this as a multi-instance binary classification problem, we optimize the cross entropy objective:

$$\begin{aligned} \mathcal{L}(i, D, \theta) &= - \sum_{\substack{j=i+1 \\ w_j \in D}}^{i+h} \log(P(w_j | D_{1:i}, \theta)) \\ &\quad - \sum_{\substack{w \notin D}} \log(1 - P(w | D_{1:i}, \theta)) \\ &= - \sum_{\substack{j=i+1 \\ w_j \in D}}^{i+h} \log\left(\frac{1}{1 + e^{-\phi(w_j)^T f(\phi(D_{1:i}), \theta)}}\right) \\ &\quad - \sum_{\substack{w \notin D}} \log\left(1 - \frac{1}{1 + e^{-\phi(w)^T f(\phi(D_{1:i}), \theta)}}\right) \end{aligned} \quad (6)$$

By minimizing  $\mathcal{L}(i, D, \theta)$  we aim to raise the probability of the  $h$  words that follow  $w_i$  and lower it for all other words. Expanding the forward prediction to multiple words makes the problem more challenging as it requires deeper understanding of the input sequence. This in turn improves the embedding quality, and we found that predicting  $h \geq 5$  words forward significantly improves accuracy.

In practice, it is expensive to compute the second term in Equation 6. This term involves a summation over the entire word vocabulary for each document, which can be prohibitively large. We address this problem through sampling, and randomly sample a small subset of words to approximate this sum. Empirically, we found that using as few as 50 word samples per document produced good results at a fraction of computational cost. Analogous approach is taken with the prediction point  $i$ , instead of fixing it for each document we also use sampling. The sampling interval is  $[\epsilon, |D| - h]$ , and the prediction point is sampled uniformly within this interval. The lower bound  $\epsilon > 1$  ensures that the model has sufficient context to do forward prediction. The upper bound  $|D| - h$  ensures that there are at least  $h$  words after  $i$ . In addition to simplicity, sampling prediction point has another advantage in that it forces the model to learn accurate embeddings for both short and long documents, acting as a regularizer and improving generalization.

The two sampling procedures lead to the learning algorithm outlined in Algorithm 1. This algorithm is straightforward to implement, and only has three hyper parameters to tune. To accelerate learning we train with document mini-batches where the same prediction point and negative samples are used for every document in the mini-batch, but are re-sampled across the mini-batches. Fixing the prediction point within the mini-batch allows to represent the input as a fixed length tensor which further improves parallelization. Moreover, to ensure that all training

Algorithm 1. Learning Algorithm

---

**Input:**  $\{D_1, \dots, D_n\}$   
**Parameters:** offset  $\epsilon$ , forward prediction window  $h$ , negative word sample size  
**Initialize:** CNN parameters  $\theta$   
**repeat** {CNN optimization}  
     sample document  $D \in \{D_1, \dots, D_n\}$   
     sample prediction point  $i \in [\epsilon, |D| - h]$   
     sample negative words  $w \notin D$   
     update  $f$  using  $\mathcal{L}(i, D, \theta)$   
**until** convergence  
**Output:**  $f$

---

examples contribute equally during optimization, we sample documents *without* replacement and count one epoch once all documents are exhausted. An example of this learning procedure for a single document is shown in Figure 1. Here, input document is  $D = \{\text{the cat sat on the mat and looked at the bird}\}$ , prediction point is  $i = 6$  and forward window is  $h = 5$ . The subsequence  $D_{1:6} = \{\text{the cat sat on the mat}\}$  is passed through the CNN to generate the embedding  $f(\phi(D_{1:6}), \theta)$ . Dot products between this embedding and word vectors for target positive words  $\{\text{and, looked, at, the, bird}\}$  and randomly sampled target negative words are converted into probabilities with Equation 5. The model is then updated using the cross entropy objective from Equation 6.

Our proposed learning algorithm is different from existing embedding models such as doc2vec and skip-thought. Unlike these approaches, we use the *entire* subsequence  $D_{1:i}$  to predict the words that follow  $w_i$ . This gives the model all the available information up to  $w_i$ , enabling it to capture richer semantic structure. In contrast, doc2vec uses a fixed context of 5-10 words and skip-thought is trained on sentences. Training with larger context is possible in our model because CNN layers are fully parallelizable and allow for efficient forward and backward passes. Furthermore, instead of using fixed context or tokenizing the input into sentences, we sample the prediction point. This eliminates the need for any input pre-processing while also keeping the context size dynamic. We found this procedure to produce robust models even when the training data is relatively small. Finally, we only train with forward word prediction while many existing models also do backward prediction. Backward prediction complicates training with feed-forward models, and goes against the natural language flow. We found that forward prediction training is sufficient to achieve highly competitive performance.

Once trained, inference in our model is done via a forward pass where the entire input document  $D$  is passed through the CNN. The resulting embedding  $f(\phi(D), \theta)$  can then be

used in place of  $D$  for further NLP tasks.

### 3. Experiments

To validate the proposed approach, we conducted extensive experiments on two publicly available datasets: IMDB (Maas et al., 2011) and Amazon Fine Food Reviews (McAuley & Leskovec, 2013). We implemented our model using the TensorFlow library (Abadi et al., 2016). All experiments were conducted on a server with 20-core Intel i7-6800K @ 3.40GHz CPU, Nvidia GeForce GTX 1080 Ti GPU, and 64GB of RAM. We found that initializing word vectors with word2vec and then updating them during CNN training resulted in faster learning and produced better performance. We use the pre-trained vectors taken from the word2vec project page<sup>1</sup>, and thus fix the input word vector and output embedding dimensions to  $m = p = 300$  for all models. To address the variable length input problem, we experiment with both padding (CNN-pad) and max pooling (CNN-pool) approaches proposed in Section 2.1. For max pooling we additionally experiment with  $\max_k$  pooling (CNN-pool- $k$ ) where  $k$  largest values are retained for each convolutional kernel. Through cross validation we found that setting  $k = 3$  resulted in an optimal trade-off between accuracy and complexity, and use this value for all CNN-pool- $k$  models.

Embeddings are evaluated by training a shallow classifier using the labeled training instances from each dataset, and we report the test set classification accuracy. The classifier has one hidden layer with 100 hidden units and tanh activations. Classifier training is done using mini-batches of size 100 and SGD optimizer with momentum of 0.9. To make comparison fair we use the same classification setup for all embedding models. Evaluation with labeled instances is analogous to previous work in this area (Le & Mikolov, 2014; Kiros et al., 2015), and is aimed at validating whether the unsupervised models can capture sufficient semantic information to do supervised NLP tasks such as sentiment classification.

We compare our approach against the leading unsupervised embedding models including doc2vec (Le & Mikolov, 2014), doc2vecC (Chen, 2017), skip-thought (Kiros et al., 2015) and SIF (Arora et al., 2017); all described in Section 1. For each baseline we use the code from the respective authors, and extensively tune the model using parameter sweeps. Skip-thought code provides a pre-trained model (skip-thought-pr) that was optimized on a large book corpus, and we compare with this model as well as with skip-thought models tuned specifically for IMDB and Amazon datasets.

<sup>1</sup>[code.google.com/archive/p/word2vec](http://code.google.com/archive/p/word2vec)

#### 3.1. IMDB

The IMDB dataset is one of the largest publicly available sentiment analysis datasets collected from the IMDB database. This dataset consists of 50,000 movie reviews that are split evenly into 25,000 training and 25,000 test sets. There are no more than 30 reviews per movie to prevent the model from learning movie specific review patterns. The target sentiment labels are binarized: review scores  $\leq 4$  are treated as negative and scores  $\geq 7$  are treated as positive. In addition to labeled reviews, the dataset also contains 50,000 unlabeled reviews that can be used for unsupervised training. Note that we remove test reviews during the unsupervised training phase, and train the embedding models using only the 50K unlabeled reviews + 25K training reviews. Removing the test reviews simulates the production environment where inference documents are typically not seen during the training phase. Our reported accuracy can thus differ from that reported by the previous work.

To understand the effects that the CNN architecture parameters have on performance we conduct extensive grid search, and record classification accuracy for various parameter settings. These experiments are conducted with CNN-pad as they require many training runs and CNN-pad is faster to train than CNN-pool; results for CNN-pool exhibit similar patterns. Results for the most important parameters are shown in Figure 2. Figure 2(a) shows classification accuracy vs number of convolutional GLU layers in the CNN. From this figure we see that with the exception of four layers, the accuracy steadily improves up to six layers. This indicates that depth is useful for this task, and parallel execution in CNNs enables us to explore deeper architectures that would not be possible with recurrent models. We also found that after six layers the model would start to overfit, and aggressive regularization such as dropout and weight norm hurt accuracy. In the future work we aim to explore larger datasets as well as additional regularization methods to address this problem.

Figure 2(b) shows accuracy vs forward prediction window  $h$ . From the figure it is seen that the accuracy significantly improves when the model is trained to predict more than one word forward.

Model	tokens / s
skip-thought-uni	27,493
skip-thought-bi	14,374
CNN-pad	<b>312,744</b>
CNN-pool	277,932

Table 1. Inference speed.

In particular, there is over 4% gain when  $h$  is increased from 1 to 10, supporting the conclusion that the more difficult task of predicting multiple words leads to better embeddings. Finally, Figure 2(c) shows the difference in performance between GLU and ReLU layers. Across all epochs GLUs consistently outperform ReLUs with relative improvement of 1% to 2%.

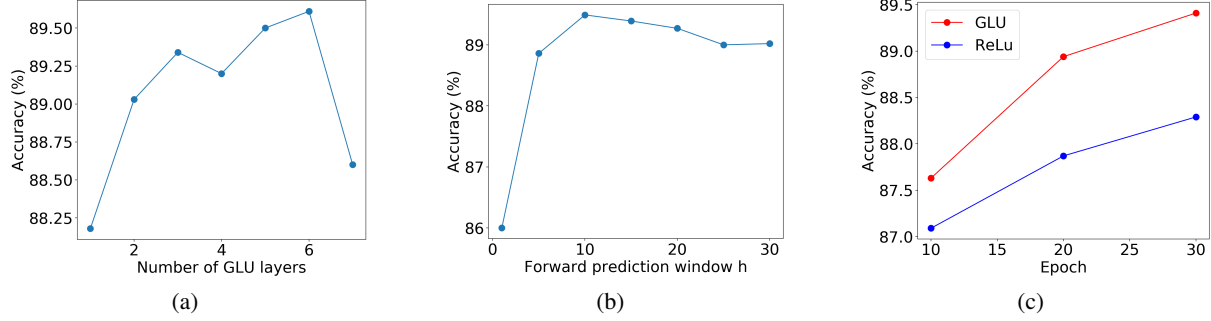


Figure 2. IMDB performance analysis for various CNN architecture settings. Figure 2(a) shows accuracy vs number of GLU layers. Figure 2(a) shows accuracy vs length of the forward prediction window  $h$ . Figure 2(c) compares GLU and ReLU layers.

Method	Accuracy
Avg. word2vec (Mikolov et al., 2013)	86.25
doc2vec (Le & Mikolov, 2014)	88.22
doc2vecC (Chen, 2017)	88.68
skip-thought-pr (Kiros et al., 2015)	82.57
skip-thought (Kiros et al., 2015)	83.44
SIF (Arora et al., 2017)	86.18
CNN-pad	89.61
CNN-pool	90.02
CNN-pool-k	<b>90.64</b>

Table 2. IMDB sentiment classification test set accuracy. Test reviews are excluded during unsupervised model training.

Using these findings we select the following CNN architecture: 6 GLU layers with 900 kernels, batch normalization in each layer (Ioffe & Szegedy, 2015) and residual connections every other layer (He et al., 2016) to further accelerate learning. After GLU layers we apply max pooling (for CNN-pool) and a single fully connected layer that outputs the 300-dimensional embedding. This model is trained to predict  $h = 10$  words forward with 50 negative word samples and prediction point offset  $\epsilon = 10$  (see Algorithm 1). Training is done using mini-batch gradient descent with batch size of 100 and Adam optimizer (Kingma & Ba, 2014). Table 1 shows inference speed in tokens (words) per second for this architecture as well as doc2vec and uni/bi-directional skip-thought models. These results are generated by doing inference with batch size 1 to remove the effects of batch CPU/GPU parallelization. From the table it is our CNN architecture is over 10x faster than uni-directional skip-thought and over 20x faster than the bi-directional version. This is despite the fact that CNN has 7 hidden layers vs skip-thought RNN only has one. Similar results were reported by (Dauphin et al., 2017) on a related language modeling task, and clearly demonstrate the advantage of using the convolutional architecture.

Results for the sentiment classification experiments are shown in Table 2. From the table, we see that our best

model CNN-pool-k outperforms all baselines and passes the difficult 90% accuracy level. We also see that CNN-pool generally performs better than CNN-pad, suggesting that max pooling is more effective than padding and truncation. Both CNN-pool models significantly outperform the RNN-based skip-thought approach. These results indicate that convolution with max pooling is a good alternative to recurrence for unsupervised learning with variable length textual input.

### 3.2. Amazon Fine Food Reviews

The Amazon Fine Food Reviews dataset is a collection of 568,454 reviews of Amazon food products left by users up to October 2012 (McAuley & Leskovec, 2013). Each example contains full text of the review, a short summary, and a rating of 1 to 5, which we use as the labels. This dataset does not come with a train-test split and is highly unbalanced. To address this, we perform our own split where after removing duplicate reviews, we randomly sample 20,000 reviews from each class and from these, we randomly select 16,000 for training and 4,000 for testing. This produces training and test sets with 80,000 and 20,000 documents respectively.

We train our model using the same architecture and training method as in IMDB experiments, and compare against the same set of baseline approaches. All models are evaluated using binary and 5-class classification tasks. For binary classification, documents with ratings 1 and 2 are treated as negative, 4 and 5 as positive, and we discard documents labeled 3. However, all training documents, including those labeled 3, are used in the unsupervised training phase.

Results for the classification task are shown in Table 4. From the table, we see that CNN-pool-k performs comparably to the best baselines on both classification tasks. Max pooling again produces better performance than padding leading to conclusion that pooling should be used as the default method to deal with variable length input. Strong performance on the 5-class classification task suggest that

<b>I found very little lobster in the can ... I also found I could purchase the same product at my local Publix market at less cost.</b>	
0.755	This is a decent can of herring although not my favorite ... I found the herring a little on the soft side but still enjoy them.
0.738	You'll love this if you plan to add seafood yourself to this pasta sauce ... Don't use this as your only pasta sauce. Too plain, boring ...
0.733	I read about the over abundance of lobster in Maine ... I am not paying 3 times the amount of the lobster tails for shipping
<b>This drink is horrible ... The coconut water tastes like some really watered down milk ... I would not recommend this to anyone.</b>	
0.842	I was really excited that coconut water came in flavors ... but it is way too strong and it tastes terrible ... save your money ...
0.816	wow, this stuff is bad. i drink all the brands, all the time ... It's awful ... I'm throwing the whole case away, no way to drink this.
0.810	This is the first coffee I tried when I got my Keurig. I was so disappointed in the flavor; tasted like plastic ... I would not recommend ...
<b>All I have to do is get the can out and my cat comes running.</b>	
0.833	Although expensive, these are really good. My cat can't wait to take his pills...
0.787	My kitty can't get enough of 'em. She loves them so much that she does anything to get them ...
0.770	Every time I open a can, my cat meows like CRAZY ... This is the only kind of food that I KNOW he likes. And it keeps him healthy.

Table 3. Retrieval results on the Amazon dataset. For each query review shown in bold we retrieve top-3 most similar reviews using cosine distance between embeddings produced by our model. Cosine distance score is shown on the left for each retrieved result.

Method	2-class	5-class
Avg. word2vec (Mikolov et al., 2013)	87.12	46.82
doc2vec (Le & Mikolov, 2014)	86.69	47.42
doc2vecC (Chen, 2017)	89.25	51.17
skip-thought-pr (Kiros et al., 2015)	<b>89.38</b>	50.09
skip-thought (Kiros et al., 2015)	86.64	44.73
SIF (Arora et al., 2017)	87.07	46.81
CNN-pad	87.06	50.42
CNN-pool	87.35	51.01
CNN-pool-k	88.71	<b>51.73</b>

Table 4. Amazon results for two and five class sentiment classification tasks.

our model is capable of successfully learning fine-grained differences between sentiment directly from unlabeled text. Overall, together with IMDB these results further indicate that the convolutional architecture is well suited for unsupervised NLP, and can be used to learn robust embedding models.

### 3.3. Analysis

A common application of document embedding is information retrieval (Le & Mikolov, 2014), where the embedding vectors are indexed and used to quickly retrieve relevant results for a given query. We use this approach to assess the quality of the embeddings that our model generates. Using the Amazon dataset, we select several reviews as queries and retrieve top-3 most similar results using embedding cosine distance as similarity measure. The results are shown in Table 3. From this table, we see that all retrieved reviews are highly relevant to each query both in content and in sentiment. The first group complains about seafood products, the second group is unhappy with a drink product, and the last group are cat owners that all like a particular cat food product. Interestingly, the product in the retrieved reviews varies, but both topic and sentiment stay consistent. For instance, in the first group the three retrieved reviews are about herring, seafood pasta and lobster. However, similar

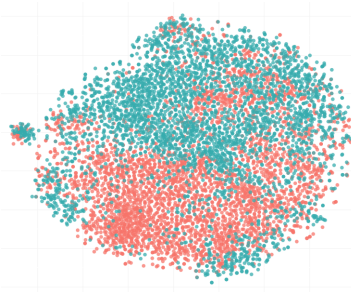


Figure 3. t-SNE representation of document embeddings produced by our model for the IMDB test set. Points are colored according to the positive/negative sentiment label.

to the query, they are all negative and about seafood. This indicates that the model has learned the concepts of topic and sentiment without supervision, and is able to successfully encode them into embeddings.

To get further visibility into the embeddings, we applied t-SNE (Maaten & Hinton, 2008) to the embeddings inferred for the IMDB test set. t-SNE compresses the embedding vectors into two dimensions and we plot the corresponding two dimensional points coloring them according to the sentiment label. This plot is shown in Figure 3. From the figure we see a distinct separation between sentiment classes where most negative reviews are near the top and positive reviews are at the bottom. This further validates that the model is able to capture and encode sentiment information, making the two classes near linearly separable.

## 4. Conclusion

We presented a CNN model for unsupervised document embedding. In this approach, successive layers of convolutions are applied to distributed word representations to model longer range semantic structure within the document. We further proposed a learning algorithm based on stochastic forward prediction. This learning procedure has few hyper parameters to tune and is straightforward to implement. Our model is able to take full advantage of parallel execution making it significantly faster than leading RNN models. Experiments on public benchmarks



show comparable to state-of-the-art accuracy at a fraction of computational cost.

## References

- Abadi, Martín, Agarwal, Ashish, Barham, Paul, Brevdo, Eugene, Chen, Zhifeng, Citro, Craig, Corrado, Greg S, Davis, Andy, Dean, Jeffrey, Devin, Matthieu, et al. Tensorflow: Large-scale machine learning on heterogeneous distributed systems. *arXiv preprint arXiv:1603.04467*, 2016.
- Arora, Sanjeev, Liang, Yingyu, and Ma, Tengyu. A simple but tough-to-beat baseline for sentence embeddings. In *International Conference on Learning Representations*, 2017.
- Bahdanau, Dzmitry, Cho, Kyunghyun, and Bengio, Yoshua. Neural machine translation by jointly learning to align and translate. *International Conference on Learning Representations*, 2015.
- Bengio, Yoshua, Ducharme, Réjean, Vincent, Pascal, and Jauvin, Christian. A neural probabilistic language model. *Journal of Machine Learning Research*, 2003.
- Blei, David M, Ng, Andrew Y, and Jordan, Michael I. Latent dirichlet allocation. *Journal of machine Learning research*, 3, 2003.
- Chen, Minmin. Efficient vector representation for documents through corruption. *International Conference on Learning Representations*, 2017.
- Chung, Junyoung, Gulcehre, Caglar, Cho, KyungHyun, and Bengio, Yoshua. Empirical evaluation of gated recurrent neural networks on sequence modeling. *arXiv preprint arXiv:1412.3555*, 2014.
- Conneau, Alexis, Schwenk, Holger, Barrault, Loïc, and Lecun, Yann. Very deep convolutional networks for text classification. In *European Chapter of the Association for Computational Linguistics*, 2017.
- Dauphin, Yann N, Fan, Angela, Auli, Michael, and Grangier, David. Language modeling with gated convolutional networks. In *International Conference on Machine Learning*, 2017.
- He, Kaiming, Zhang, Xiangyu, Ren, Shaoqing, and Sun, Jian. Deep residual learning for image recognition. In *Computer Vision and Pattern Recognition*, 2016.
- Hill, Felix, Cho, Kyunghyun, and Korhonen, Anna. Learning distributed representations of sentences from unlabelled data. *arXiv preprint arXiv:1602.03483*, 2016.
- Hochreiter, Sepp and Schmidhuber, Jürgen. Long short-term memory. *Neural computation*, 9(8):1735–1780, 1997.
- Ioffe, Sergey and Szegedy, Christian. Batch normalization: Accelerating deep network training by reducing internal covariate shift. In *International Conference on Machine Learning*, 2015.
- Kalchbrenner, Nal, Grefenstette, Edward, and Blunsom, Phil. A convolutional neural network for modelling sentences. In *Association for Computational Linguistics*, 2014.
- Kim, Yoon. Convolutional neural networks for sentence classification. In *Empirical Methods in Natural Language Processing*, 2014.
- Kingma, Diederik and Ba, Jimmy. Adam: A method for stochastic optimization. *arXiv preprint arXiv:1412.6980*, 2014.
- Kiros, Ryan, Zhu, Yukun, Salakhutdinov, Ruslan R, Zemel, Richard, Urtasun, Raquel, Torralba, Antonio, and Fidler, Sanja. Skip-thought vectors. In *Neural Information Processing Systems*, 2015.
- Lai, Siwei, Xu, Liheng, Liu, Kang, and Zhao, Jun. Recurrent convolutional neural networks for text classification. In *AAAI*, 2015.
- Le, Quoc and Mikolov, Tomas. Distributed representations of sentences and documents. In *International Conference on Machine Learning (ICML-14)*, 2014.
- Lin, Zhouhan, Feng, Minwei, Santos, Cicero Nogueira dos, Yu, Mo, Xiang, Bing, Zhou, Bowen, and Bengio, Yoshua. A structured self-attentive sentence embedding. *International Conference on Learning Representations*, 2017.
- Maas, Andrew L, Daly, Raymond E, Pham, Peter T, Huang, Dan, Ng, Andrew Y, and Potts, Christopher. Learning word vectors for sentiment analysis. In *Association for Computational Linguistics*, 2011.
- Maaten, Laurens van der and Hinton, Geoffrey. Visualizing data using t-sne. *Journal of machine learning research*, 9, 2008.
- McAuley, Julian John and Leskovec, Jure. From amateurs to connoisseurs: Modeling the evolution of user expertise through online reviews. In *World Wide Web*, 2013.
- Mikolov, Tomas, Sutskever, Ilya, Chen, Kai, Corrado, Greg S, and Dean, Jeff. Distributed representations of words and phrases and their compositionality. In *Neural Information Processing Systems*, 2013.

Pennington, Jeffrey, Socher, Richard, and Manning, Christopher D. Glove: Global vectors for word representation. In *Empirical Methods in Natural Language Processing*, pp. 1532–1543, 2014. URL <http://www.aclweb.org/anthology/D14-1162>.

Wang, Sida and Manning, Christopher D. Baselines and bigrams: Simple, good sentiment and topic classification. In *Association for Computational Linguistics*, 2012.