

# A LONG-LIVED REMNANT NEUTRON STAR AFTER GW170817 INFERRED FROM ITS ASSOCIATED KILONOVA

YUN-WEI YU<sup>1,2</sup>, LIANG-DUAN LIU<sup>3,4</sup>, AND ZI-GAO DAI<sup>3,5</sup>

*Draft version May 22, 2018*

## ABSTRACT

The successful joint observation of the gravitational wave event GW170817 and its multi-wavelength electromagnetic counterparts first enables human to witness a definite merger event of two neutron stars (NSs). This historical event confirms the origin of short-duration gamma-ray bursts (GRBs), and in particular, identifies the theoretically-predicted kilonova phenomenon that is powered by radioactive decays of  $r$ -process heavy elements. However, whether a long-lived remnant NS could be formed during this merger event remains unknown, although such a central engine has been suggested by afterglow observations of some short-duration GRBs. By invoking this long-lived remnant NS, we here propose a model of hybrid energy sources for the kilonova AT2017gfo associated with GW 170817. While the early emission of AT2017gfo is still powered radioactively as usually suggested, its late emission is primarily caused by delayed energy injection from the remnant NS. In our model, only one single opacity is required and an intermediate value of  $\kappa \simeq 0.97 \text{ cm}^2 \text{ g}^{-1}$  is revealed, which could be naturally provided by lanthanide-rich ejecta that is deeply ionized by the emission from a wind of the NS. These self-consistent results indicate that a long-lived remnant NS, which must own a very stiff equation of state, had been formed during the merger event of GW170817. This provides a very stringent constraint on the strong interaction in nuclear-quark matter. It is further implied that such GW events could provide a probe of the early spin and magnetic evolutions of NSs, e.g., the burying of surface magnetic fields.

*Subject headings:* gamma-ray burst: general — gravitational waves — stars: neutron

## 1. INTRODUCTION

It has long been hypothesized that approximately half of the elements heavier than iron in the Universe are synthesized via rapid neutron-capture process ( $r$ -process) in the highly neutron-rich outflows that come from mergers of a neutron star (NS) and a black hole (BH) or binary NSs (Lattimer & Schramm 1974, 1976; Symbalisty & Schramm 1982). The radioactive decays of these  $r$ -process nuclei can effectively heat the merger ejecta and then cause nearly-isotropic kilonova emission, which provides a hopeful electromagnetic counterpart for the gravitational wave (GW) events due to the mergers. Since the first suggestion by Li & Paczyński (1998) and the fundamental development by Metzger et al. (2010), the characteristics of kilonova emission have been widely investigated (Kulkarni 2005; Roberts et al. 2011; Kasen et al. 2013; Tanaka & Hotokezaka 2013; Barnes & Kasen 2013; Yu et al. 2013; Metzger & Piro 2014; Grossman et al. 2014; Metzger & Fernández 2014; Perego et al. 2014; Wanajo et al. 2014; Martin et al. 2015; Kasen et al. 2015; Li & Yu 2016; Metzger 2017b). In view of the ejecta mass of a few thousandth to hundredth solar masses, it is commonly predicted that the

peak bolometric luminosity of a kilonova is around several times  $10^{41} \text{ erg s}^{-1}$  and its emission timescale is about a few days or somewhat longer.

Besides a nearly-isotropic sub-relativistic ejecta, mergers of NS-NS and NS-BH binaries could also produce a pair of collimated relativistic jets (Rezzolla et al. 2011), from which a gamma-ray burst (GRB) can be generated (Paczynski 1986; Eichler et al. 1989). In other words, for an appropriate viewing angle, a kilonova is expected to accompany a short-duration GRB, both of which follow the preceding GW signal. On the one hand, during the past few years, several kilonova candidates have been tentatively identified from the optical-infrared emission in excess of the afterglow emission of short GRBs, e.g., GRB 130603B (Tanvir et al. 2013; Berger et al. 2013), 050709 (Jin et al. 2016), and 060614 (Jin et al. 2015; Yang et al. 2015), although the observational data are always too scarce and ambiguous to draw a sufficiently solid conclusion. On the other hand, the widely-existing plateaus of X-ray afterglows and the extended soft gamma-ray emission of a remarkable number of short GRBs strongly suggest that the remnant objects of these GRBs could be a rapidly rotating and highly magnetized massive NS, i.e., a millisecond magnetar (Dai & Lu 1998a,b; Dai 2004; Dai et al. 2006; Fan & Xu 2006; Rowlinson et al. 2010; Bucciantini et al. 2012; Rowlinson et al. 2013; Gompertz et al. 2013; Zhang 2013; Lü et al. 2015; Gompertz et al. 2015). The equation of state (EOS) of such remnant NSs is likely to be very stiff, in view of their masses probably significantly higher than  $\sim 2M_{\odot}$ . It was suggested that merger ejecta can be additionally powered by the spin-down of a remnant NS, which can substantially influence kilonova emis-

<sup>1</sup> Institute of Astrophysics, Central China Normal University, Wuhan 430079, China, yuyw@mail.ccnu.edu.cn

<sup>2</sup> Key Laboratory of Quark and Lepton Physics (Central China Normal University), Ministry of Education, Wuhan 430079, China

<sup>3</sup> School of Astronomy and Space Science, Nanjing University, Nanjing 210093, China, dzg@nju.edu.cn

<sup>4</sup> Department of Physics and Astronomy, University of Nevada, Las Vegas, NV 89154, USA

<sup>5</sup> Key Laboratory of Modern Astronomy and Astrophysics (Nanjing University), Ministry of Education, China

sion<sup>6</sup> (Kulkarni 2005; Yu et al. 2013; Metzger & Piro 2014; Li & Yu 2016). This suggestion was supported by the simultaneous modeling of the multi-wavelength afterglows of GRB 130603B and its associated kilonova candidate (Fan et al. 2013).

Recently, a GW event (GW170817) was detected by the advanced Laser Interferometer Gravitational-Wave Observatory (LIGO) and Virgo Interferometer (Virgo) on 17 August 2017, which was, for the first time, identified to come from a merger of two compact objects with typical masses of NSs (Abbott et al. 2017a). This GW event was quickly found to be followed by GRB 170817A (Abbott et al. 2017b; Goldstein et al. 2017; Savchenko et al. 2017; Zhang et al. 2017), by GRB afterglow emission (Troja et al. 2017; Margutti et al. 2017; Hallinan et al. 2017; Alexander et al. 2017; Lazzati et al. 2017; Lyman et al. 2018; D’Avanzo et al. 2018), and by an ultraviolet-optical-infrared (UVOIR) transient (Coulter et al. 2017; Abbott et al. 2017c; Arcavi et al. 2017; Andreoni et al. 2017; Chornock et al. 2017; Covino et al. 2017; Cowperthwaite et al. 2017; Drout et al. 2017; Evans et al. 2017; Hu et al. 2017; Kasliwal et al. 2017; Kilpatrick et al. 2017; Nicholl et al. 2017; Pian et al. 2017; Shappee et al. 2017; Smartt et al. 2017; Soares-Santos et al. 2017; Tanvir et al. 2017). On the one hand, these electromagnetic counterparts of the GW event strongly indicated that the progenitor binary at least owns one NS. On the other hand, the GW detection provided a smoking-gun for the long-hypothesized merger origin of short GRBs and confirmed the kilonova theory. The thermal spectra and the early light curve roughly following a temporal behavior of  $t^{-1.3}$  of the UVOIR transient, which is named AT2017gfo/SSS17a/DLT17ck (AT2017gfo hereafter), are well consistent with the theoretical predictions for kilonovae.

The discovery of kilonova AT2017gfo is undoubtedly one of the highlights of this milestone multi-messenger event. Different from previous kilonova candidates, the observations on AT2017gfo were comprehensive, timely, long lasting, multi-wavelength, and deep enough. Therefore, AT2017gfo provides an unprecedented opportunity to observe the details of kilonova emission and, furthermore, to probe the ingredients of merger ejecta and the energy sources of the emission (Kasen et al. 2017). In this paper, we try to find a clue to the nature of the remnant object of the merger, by modeling the AT2017gfo emission. The paper is organized as follows. In Sections 2 and 3, the basic characteristics of AT2017gfo and our model are introduced, respectively. In Section 4, it is showed that the existence of a long-lived remnant NS is very helpful for understanding the AT2017gfo emission. Then, the possible properties of the remnant NS are discussed in Section 5. Finally, we give a summary and our conclusions in Section 6.

## 2. KILONOVA AT2017GFO

<sup>6</sup> Due to the extra NS power, the luminosity of the ejecta emission can in principle vary in a wide range, the upper bound of which can be much higher than  $10^{41} \text{ erg s}^{-1}$ . Therefore, Yu et al. (2013) suggested to term this emission by a “mergernova”. The mergernovae can have three sub-types: the NS-dominated, radioactivity-dominated, and hybrid ones on the focus of this paper.

The comprehensive observations of AT2017gfo showed that the early and late phases of its emission cannot be explained by the kilonova model with a single set of parameters, if only the radioactive power is invoked (Cowperthwaite et al. 2017; Tanvir et al. 2017; Kilpatrick et al. 2017; Kasliwal et al. 2017; Villar et al. 2017; Shappee et al. 2017). Therefore, it was widely suggested that the AT2017gfo emission had evolved from a “blue” emission stage to a “red” stage, by considering that the merger ejecta could consist of different components of different opacities (Metzger & Fernández 2014; Kasen et al. 2015, 2017). Specifically, since a large number of lanthanide elements can be formed in a highly neutron-rich ejecta, the opacity of the ejecta at ultraviolet and optical wavelengths can be increased to be as high as  $\sim 10 - 100 \text{ cm}^2 \text{ g}^{-1}$ . This high opacity can effectively delay and redden the ejecta emission, i.e., produce a so-called “red” emission (Kasen et al. 2013; Tanaka & Hotokezaka 2013; Barnes & Kasen 2013). This emission is most likely produced by the tidal tail component of the merger ejecta in the equatorial direction. On the contrary, in the polar direction where the ejecta material is contributed by a squeezed outflow and a disk wind, the lanthanide synthesis can be suppressed, because the neutrino irradiation from the remnant NS (if exists) can lead to an effective conversion of neutrons to protons. Therefore, a relatively “blue” and fast-evolving emission can arise from this polar ejecta component, for a typical small opacity on the order  $\sim 0.1 \text{ cm}^2 \text{ g}^{-1}$  (Surman et al. 2008; Dessart et al. 2009; Wanajo et al. 2014; Perego et al. 2014; Martin et al. 2015).

Villar et al. (2017) assembled all of the available UVOIR data of AT2017gfo published and then mitigated the systematic offsets between individual datasets. With the resulting pruned and homogenized dataset, they fitted the UVOIR light curves carefully and found that the AT2017gfo emission is dominated by a “purple” component that corresponds to an intermediate value of the opacity (i.e.,  $\sim 3 \text{ cm}^2 \text{ g}^{-1}$ ). On the contrary, the expected important “red” emission component is relatively weak. In principle, such a “purple” emission can be produced by the disk wind ejecta, if its lanthanide abundance is just appropriate due to an appropriate NS lifetime. Nevertheless, at the same time, the line of sight could still need to be fine tuned, because the disk wind ejecta is likely to be surrounded by the tidal tail ejecta of a higher velocity. Additionally, no matter in the “blue+red” and the “blue+purple+red” scenario, the total mass of the whole merger ejecta is always required to be higher than  $\sim 0.06 M_{\odot}$ , which is in fact difficult to be produced by this merger event (Shibata et al. 2017).

In any case, the appearance of the “non-red” emission component in AT2017gfo robustly indicates that the progenitor is a NS-NS binary and a massive remnant NS must be formed after GW170817. The remaining question is how long this remnant NS can live. The answer to this question can provide a crucial constraint on the EOS of NSs, which is therefore highly concerned by the scientific community (Abbott et al. 2017d; Ma et al. 2017; Pooley et al. 2017; Metzger 2017b; Metzger et al. 2018; Murase et al. 2018). Here, we argue that the difficulties of the traditional kilonova model in explaining the AT2017gfo emission indicate that the remnant NS of

GW170817 can live for a very long time and even permanently. First of all, as suggested by Yu et al. (2013), the spin-down of the long-lived remnant NS can provide an extra power to the kilonova emission. Therefore, the required mass of the radioactive elements and thus of the ejecta can be somewhat smaller than that required by the single radioactive power model. Moreover, different from the radioactive power distributing from the innermost to the outmost ejecta, the NS power is all injected through the bottom of the merger ejecta and, therefore, a longer diffusion time is needed. In other words, the energy injection from the NS can naturally cause a delayed emission component to dominate the late-time emission of the kilonova. Second, the existence of the long-lived remnant NS is helpful for understanding the intermediate value of opacity. On the one hand, the neutrino emission from the NS can block the synthesis of Lanthanide elements, in particular, in the polar ejecta component. On the other hand, the high-energy emission from the NS wind could also reduce opacity by ionizing the lanthanide elements (Metzger & Piro 2014), if the elements have been synthesized previously, e.g., in the equatorial ejecta component. Therefore, in any case, the opacity of the whole merger ejecta cannot be very high and then the expected “red” emission would become “purple” or even “blue” no matter which direction the emission arises from.

### 3. THE HYBRID-ENERGY-SOURCE MODEL

Following the above considerations, we suggest that the nontrivial evolution of the AT2017gfo emission could be caused by hybrid energy sources including radioactivity and NS spin-down, as an alternative scenario to the widely-considered “radioactive power + multiple opacity” model.

Our calculations of kilonova emission are implemented in a simplified radiation transfer model given by Kasen & Bildsten (2010) and Metzger (2017a), which can well approximate the radiation transfer and reveal the influence of mass distribution. Specifically, the merger ejecta is considered to consist of an ensemble of a series of mass layers. The mass of each layer is determined by the density distribution, which is taken as a power law as (Nagakura et al. 2014)

$$\rho_{\text{ej}}(R, t) = \frac{(3 - \delta)M_{\text{ej}}}{4\pi R_{\text{max}}^3} \left[ \left( \frac{R_{\text{min}}}{R_{\text{max}}} \right)^{3-\delta} - 1 \right]^{-1} \left( \frac{R}{R_{\text{max}}} \right)^{-\delta}, \quad (1)$$

where  $M_{\text{ej}}$  is the total mass and  $R_{\text{max}}$  and  $R_{\text{min}}$  are the radii of the head and bottom of the ejecta, respectively. Since the internal energy involved in AT2017gfo is much smaller than the kinetic energy of the ejecta, the dynamical evolution of each layer is neglected. In other words, each layer is considered to evolve nearly independently with a constant velocity  $v_i$ . Therefore, the maximum and minimum radii of the ejecta for a time  $t$  can be calculated by  $R_{\text{max}}(t) = v_{\text{max}}t$  and  $R_{\text{min}}(t) = v_{\text{min}}t$  by introducing the maximum and minimum velocities. Here we denote the mass layers by the subscript  $i = 1, 2, \dots, n$ , where  $i = 1$  and  $n$  represent the bottom and the head layers, respectively. The thermal energy  $E_i$  of the  $i$ -th layer

evolves according to

$$\frac{dE_i}{dt} = \xi L_{\text{md}} + m_i \dot{q}_{\text{r},i} \eta_{\text{th}} - \frac{E_i}{R_i} \frac{dR_i}{dt} - L_i, \quad \text{for } i = 1, \quad (2)$$

or

$$\frac{dE_i}{dt} = m_i \dot{q}_{\text{r},i} \eta_{\text{th}} - \frac{E_i}{R_i} \frac{dR_i}{dt} - L_i, \quad \text{for } i > 1, \quad (3)$$

where  $L_{\text{md}}$  is the power carried by a NS wind that can be estimated by the magnetic dipole (MD) radiation luminosity of the NS,  $\xi$  is the absorption fraction of this wind energy by the merger ejecta,  $\dot{q}_{\text{r}}$  is the radioactive power per unit mass,  $\eta_{\text{th}}$  is the thermalization efficiency of the radioactive power,  $m_i$  and  $R_i$  are the mass and radius of the layer, and  $L_i$  is the observed luminosity contributed by this layer. The NS power comes from the central cavity of the ejecta and penetrates into the ejecta through its bottom. Therefore, it is simply considered that the NS power term only appears in Equation (2) for  $i = 1$ , which means that the energy is primarily absorbed by the bottom material.

The temporal evolution of the luminosity of MD radiation of a NS can be expressed as

$$L_{\text{md}}(t) = L_{\text{md}}(0) \left( 1 + \frac{t}{t_{\text{sd}}} \right)^{-\alpha}, \quad (4)$$

with an initial value of

$$\begin{aligned} L_{\text{md}}(0) &= \frac{B_{\text{p}}^2 R_{\text{s}}^6}{6c^3} \left( \frac{2\pi}{P_1} \right)^4 \\ &= 9.6 \times 10^{48} R_{\text{s},6}^6 B_{\text{p},15}^2 P_{i,-3}^{-4} \text{erg s}^{-1}, \end{aligned} \quad (5)$$

where  $R_{\text{s},6} = R_{\text{s}}/10^6 \text{cm}$ ,  $B_{\text{p},15} = B_{\text{p}}/10^{15} \text{G}$ , and  $P_{i,-3} = P_i/1\text{ms}$  are the radius, the surface polar magnetic field, and the initial spin period of the NS, respectively, and  $c$  is the speed of light. The spin-down timescale  $t_{\text{sd}}$  in Equation (4) can in principle be determined by either MD radiation or secular GW radiation of the NS, corresponding to a decay index of  $\alpha = 2$  or 1, respectively. The radioactive power per unit mass can be written as (Korobkin et al. 2012)

$$\dot{q}_{\text{r}} = 4 \times 10^{18} \left[ \frac{1}{2} - \frac{1}{\pi} \arctan \left( \frac{t - t_0}{\sigma} \right) \right]^{1.3} \text{erg s}^{-1} \text{g}^{-1} \quad (6)$$

with  $t_0 = 1.3 \text{s}$  and  $\sigma = 0.11 \text{s}$ . Its thermalization efficiency reads (Barnes et al. 2016; Metzger 2017b)

$$\eta_{\text{th}} = 0.36 \left[ \exp(-0.56 t_{\text{day}}) + \frac{\ln(1 + 0.34 t_{\text{day}}^{0.74})}{0.34 t_{\text{day}}^{0.74}} \right], \quad (7)$$

where  $t_{\text{day}} = t/1\text{day}$ .

The observed luminosity contributed by the  $i$ -th layer can be estimated by

$$L_i = \frac{E_i}{\max[t_{\text{d},i}, t_{\text{lc},i}]}, \quad (8)$$

where  $t_{\text{d},i}$  represents the radiation diffusion timescale, during which the heat escapes from the whole ejecta, and  $t_{\text{lc},i} = R_i/c$  the time limit given by the light crossing that ensures the causality. Here, the radiation diffusion

timescale of the  $i$ -th layer is given by

$$t_{d,i} = \frac{3\kappa}{4\pi R_i c} \sum_{i'=i}^n m_{i'}, \quad (9)$$

where the effects of the shells external to the  $i$ -th layer are all taken into account by summarizing the layer masses from  $i$  to  $n$ . In our calculations, a uniform opacity will be taken. Finally, the total bolometric luminosity of the merger ejecta can be obtained by summarizing the contributions of all layers:

$$L_{\text{bol}} = \sum_{i=1}^n L_i. \quad (10)$$

In Figure 1, we present an example bolometric light curve of a kilonova powered by hybrid energy sources. As shown, for given parameter values, the energy injection from the remnant NS can gradually dominate the late kilonova emission, while the emission in the first few days is controlled by the radioactive power.

The observational UVOIR light curves of AT2017gfo are given in Figure 2, which are taken from Villar et al. (2017) and presented in different filters. In order to fit these monochromatic light curves, a frequency-dependent radiative transfer in principle needs to be taken into account to get the emission spectra. In this paper, for simplicity, we assume the spectra to always be a black body. Then, the effective temperature of the kilonova emission can be determined by

$$T_{\text{eff}} = \left( \frac{L_{\text{bol}}}{4\pi\sigma_{\text{SB}}R_{\text{ph}}^2} \right)^{1/4}, \quad (11)$$

where  $\sigma_{\text{SB}}$  is the Stephan-Boltzmann constant and the photospheric radius  $R_{\text{ph}}$  is defined as that of the mass layer beyond which the optical depth equals unity. After the total optical depth of the ejecta is smaller than unity, we fix  $R_{\text{ph}}$  to  $R_{\text{min}}$ . Then, the flux density of the kilonova emission at photon frequency  $\nu$  can be given by

$$F_{\nu}(t) = \frac{2\pi h\nu^3}{c^2} \frac{1}{\exp(h\nu/kT_{\text{eff}}) - 1} \frac{R_{\text{ph}}^2}{D^2}, \quad (12)$$

where  $h$  is the Planck constant,  $k$  is the Boltzmann constant,  $D = 40$  Mpc is the distance of the source. Finally, we determine the monochromatic AB magnitude by  $M_{\nu} = -2.5 \log_{10}(F_{\nu}/3631\text{Jy})$ .

TABLE 1  
PRIORS AND POSTERiors OF THE MODEL PARAMETERS

Parameter	Prior	Allowed Range	Constraint
$\xi L_{\text{md}}(0)/10^{41} \text{ erg s}^{-1}$	Flat	[0.1, 100]	$1.98 \pm 0.03$
$t_{\text{sd}}/10^5 \text{ s}$	Flat	[0.01, 10]	$1.53^{+0.02}_{-0.03}$
$M_{\text{ej}}/0.01M_{\odot}$	Flat	[0.1, 10]	$2.98 \pm 0.02$
$\kappa/g \text{ cm}^{-2}$	Flat	[0.1, 10]	$0.97^{+0.01}_{-0.02}$
$v_{\text{min}}/c$	Flat	[0.01, 0.15]	$0.10^{+0.02}_{-0.01}$
$v_{\text{max}}/c$	Flat	[0.18, 0.40]	$0.40^{+0.00\text{a}}_{-0.01}$
$\delta$	Flat	[1.0, 3.0]	$1.46^{+0.04}_{-0.05}$

Note: <sup>a</sup>Parameter reaches the limit of the allowed range.

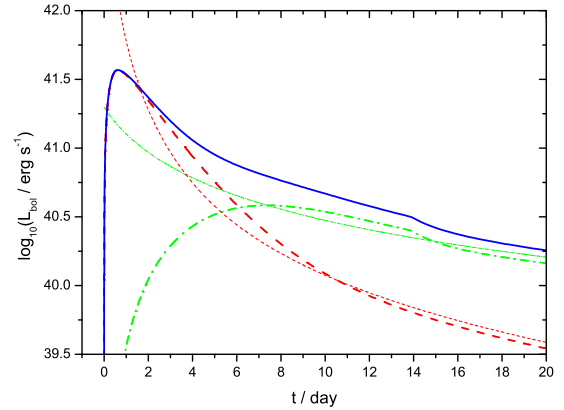


FIG. 1.— Bolometric light curve of a kilonova of hybrid energy sources. The thin dashed and dash-dotted lines represent the heating power of radioactivity and of NS spin-down, respectively. The thick dashed and dashed-dotted lines are bolometric light curves powered by the corresponding single energy source. The solid line is the result of the combination of the two energy sources. The model parameters are taken as the central values presented in Table 1.

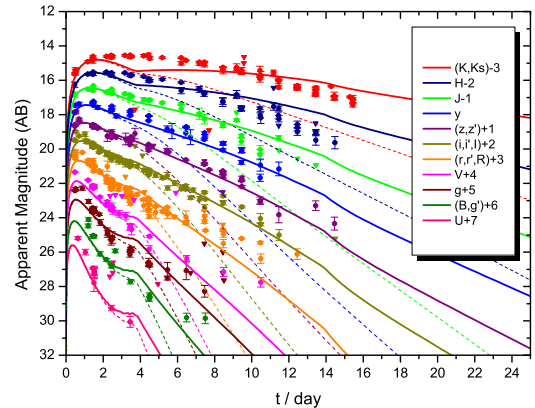


FIG. 2.— UVOIR light curves of kilonova AT2017gfo. The observational data (circles) or limits (triangles) are taken from Villar et al. (2017). The solid lines are given by our hybrid-energy-source model, while the dashed lines represent the results only with the radioactive power, where the model parameters are taken as the central values presented in Table 1. Black-body spectra are assumed all the time.

#### 4. ANALYSIS AND FITTING

Before specific fittings, some order of magnitude analyses can be made on the primary model parameters. On the one hand, the early emission of AT2017gfo can well be described by black-body spectra. Then it can easily be revealed that the bolometric luminosity of AT2017gfo reached the peak of  $L_{\text{bol,p}} \sim 5 \times 10^{41} \text{ erg s}^{-1}$  at around  $t_p \sim 5000 \text{ s}$  after GW170817. In our model, this early emission is primarily powered by radioactivities and nearly unaffected by the NS power. So, according to the so-called Arnett Law (Arnett 1980), the mass of the ejecta can roughly be estimated by  $M_{\text{ej}} \sim L_{\text{bol,p}}/[\eta_{\text{th}}(t_p)\dot{q}_{\text{r}}(t_p)]$ , which is about several times  $0.01M_{\odot}$ . At the same time, the opacity of the ejecta is found to be not very much higher than the or-

der of  $0.1\text{cm}^2\text{g}^{-1}$ , which can be derived from the analytical estimation of the peak emission time as  $t_p \sim (\kappa M_{\text{ej}}/4\pi v_{\text{ej}}c)^{1/2}$ . This indicates that the AT2017gfo emission is “blue” or “purple”, including the late emission that is considered to be contributed by the same ejecta in our model.

On the other hand, from the late emission of AT2017gfo, it can be inferred that the absorbed power by the ejecta from the wind of the remnant NS cannot be much higher or lower than the kilonova luminosity and meanwhile the spin-down timescale of the NS could be comparable to a few days. If the NS is braked by MD radiation, the spin-down timescale can be expressed as

$$t_{\text{sd,md}} = \frac{3Ic^3}{B_p^2 R_s^6} \left( \frac{2\pi}{P_i} \right)^{-2} = 2 \times 10^3 I_{45} R_{s,6}^{-6} B_{p,15}^{-2} P_{i,-3}^2 \text{s}. \quad (13)$$

Combining the estimations of  $\xi L_{\text{md}}(0) \sim 10^{41}\text{erg s}^{-1}$  and  $t_{\text{sd}} \sim 3$  day with Equations (5) and (13), an extremely high magnetic field strength  $B_p = 7.8 \times 10^{16} \xi^{1/2} I_{45} R_6^{-3} \text{G}$  and a very long initial spin period  $P_i = 870 \xi^{1/2} I_{45}^{1/2} \text{ms}$  can be derived. Both of these two parameter values seem somewhat unrealistic. In particular, the spin period is too long to be consistent with the Keplerian period (i.e.,  $\sim 1$  ms) that a post-merger NS is considered to rotate at. The parameter  $\xi$ , which represents the fraction of the NS power absorbed by the merger ejecta, could be much smaller than unity, based on the following two reasons. (1) The overwhelming majority of the energy of the NS wind could be collimated into a small cone that points to the GRB jet, and (2) a remarkable fraction of energy could be reflected back into the wind when the wind emission encounters with the bottom of the merger ejecta (Metzger & Piro 2014). In any case, even for a very small  $\xi \sim 0.01$ , the obtained spin period would still be much longer than  $\sim 10$  ms, which is unacceptable for a post-merger NS. In summary, the MD-braking scenario is disfavored. Therefore, we prefer to suggest that the remnant NS of GW170817 is primarily braked by secular GW radiation (i.e.,  $\alpha = 1$ ), at least, during the kilonova emission period.

To be specific, there are seven free parameters in our model, as listed in Table 1, including five ejecta parameters (i.e.,  $M_{\text{ej}}$ ,  $\kappa$ ,  $v_{\text{min}}$ ,  $v_{\text{max}}$ , and  $\delta$ ) and two NS parameters (i.e.,  $\xi L_{\text{md}}(0)$  and  $t_{\text{sd}}$  for  $\alpha = 1$ ). When we fit the observational UVOIR light curves of AT2017gfo, a Markov Chain Monte Carlo (MCMC) method is adopted to minimize the  $\chi^2$  of the fitting and then to constrain the parameter ranges. The priors of the parameters are taken to be flat in the linear space of allowed ranges as given in Table 1. The `emcee` code (Foreman-Mackey et al. 2013) is used for our MCMC fitting. We adopt a “walkers” number of  $n_{\text{walkers}} = 50$  and 4000 steps of those chains, where the first 100 iterations is used to burn in the ensemble. The code is run in parallel by using 16 nodes with a duration of 150 hours. As a result, the constrained contours and the model parameters at the  $1\sigma$  confidence level are presented in Figure 3 and Table 1, respectively.

For the best-fitting parameter values, we present the theoretical light curves in Figure 2 in comparison with the observational data, which shows that our model provides a plausible explanation for the AT2017gfo emission.

Some deviations between the theoretical curves and the data in some individual filters primarily arise from the black body simplification of the spectra.

As a result, a relatively normal ejecta mass of  $0.03 \pm 0.002 M_{\odot}$  and an intermediate opacity  $\kappa \simeq 0.97_{-0.02}^{+0.01} \text{cm}^2\text{g}^{-1}$  are revealed by our fitting, while the velocity of the ejecta of  $\sim (0.1-0.4)c$  is well consistent with those found by previous works (Kilpatrick et al. 2017; Kasliwal et al. 2017; Smartt et al. 2017; Arcavi et al. 2017; Cowperthwaite et al. 2017; Villar et al. 2017). These results are basically in agreement with the order of magnitude analysis given in the beginning of this section. To be specific, the obtained ejecta mass, which is about half of that found by Villar et al. (2017), is relatively easy to be accounted for by NS-NS mergers. And the intermediate opacity indicates that the AT2017gfo emission is somewhat “purple”, as also found by Villar et al. (2017). We suggest that the “purple” AT2017gfo emission is produced by an ejecta lanthanide-rich but deeply ionized, which is probably the tidal tail ejecta being irradiated by the high-energy emission from the NS wind. This explanation of AT2017gfo is insensitive to the opening angle of the polar ejecta component and the viewing angle of observers, because the tidal tail ejecta is observable in all directions. In contrast, the popular multiple-opacity model could usually require a particular ejecta structure and a fine-tuning viewing angle.

The NS parameters are constrained to be  $t_{\text{sd}} = 1.53_{-0.03}^{+0.02} \times 10^5 \text{s}$  and  $\xi L_{\text{md}}(0) = 1.98 \pm 0.03 \times 10^{41} \text{erg s}^{-1}$ , as expected. Because of the GW braking, the spin-down timescale of the remnant NS can be calculated by

$$t_{\text{sd,gw}} = \frac{5P_i^4 c^5}{2048\pi^4 G I \epsilon^2} = 9.1 \times 10^5 \epsilon_{-4}^{-2} I_{45}^{-1} P_{i,-3}^4 \text{s}, \quad (14)$$

where  $G$  is the gravitational constant,  $I_{45} = I/10^{45} \text{g cm}^2$  is the moment of inertia, and  $\epsilon$  is the ellipticity of the NS. Then, the combination of the observationally constrained parameter values with Equations (14) and (5) can yield

$$B_p = 1.4 \times 10^{11} \xi^{-1/2} R_6^{-3} P_{i,-3}^2 \text{G}, \quad (15)$$

and

$$\epsilon = 3.4 \times 10^{-4} I_{45}^{-1/2} P_{i,-3}^2. \quad (16)$$

This surface magnetic field  $B_p$ , which is consistent with that inferred from the X-ray flares observed in some short GRBs (Dai et al. 2006), is somewhat lower than the standard values for Galactic radio pulsars (i.e.,  $10^{12} \text{G}$ ), even though a small value of  $\xi$  is taken. On the contrary, the relatively high ellipticity  $\epsilon \sim 10^{-4} - 10^{-3}$  implies that the internal and probably toroidal magnetic fields of the NS is ultra-high, if the ellipticity is induced by the internal fields as  $\epsilon \approx 10^{-4} (B_{\text{int}}/10^{16} \text{G})^2$  (Cutler 2002). This high discrepancy between the surface and internal magnetic fields indicates that the MD radiation of the NS must be significantly suppressed due to some processes as discussed in the next section.

## 5. DISCUSSIONS ON THE REMNANT NS

### 5.1. EOSs

From the LIGO observation, the chirp mass of the progenitor binary of GW170817 can be derived to  $M_c = 1.188_{-0.002}^{+0.004} M_{\odot}$ , which constrains the individual masses

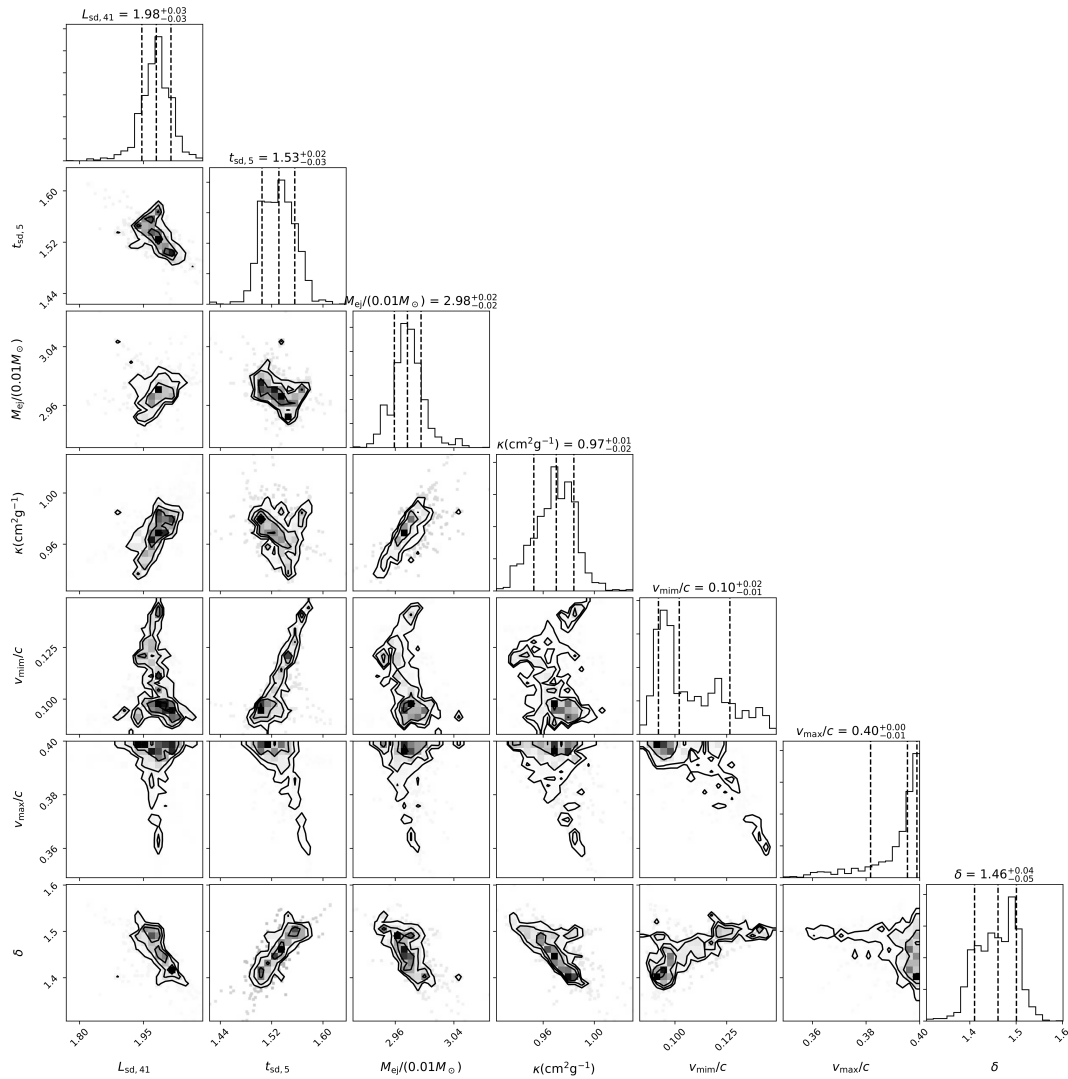


FIG. 3.— Corner plot of the parameters for the fittings of the LCs of AT2017gfo. Medians and  $1\sigma$  ranges are labeled.

of the component NSs to be in the range of  $1.17 - 1.6 M_{\odot}$  by assuming low spins for the NSs (Abbott et al. 2017b). The total gravitational mass of the binary can further be estimated to be about  $2.74 M_{\odot}$  (Abbott et al. 2017b). Then, after the GW chirp and mass ejection, the remnant NS could own a gravitational mass of about  $M_{\text{RNS}} \sim 2.6 M_{\odot}$  (Ai et al. 2018; Banik & Bandyopadhyay 2017).

As widely suggested, the remnant NS could be supported by its extremely rapid rotation, i.e., it could be a supramassive NS. Then, as the spin-down of the NS, it would quickly collapse into a BH, which is considered to be responsible for the launching of the GRB jets. Following this consideration, the maximum mass of a non-rotating NS  $M_{\text{TOV}}$  is required to be not higher than  $M_{\text{RNS}}/\lambda = 2.16 M_{\odot}$  (e.g., Margalit & Metzger 2017; Ruiz et al. 2018; Rezzolla et al. 2018; Shibata et al. 2017; Banik & Bandyopadhyay 2017), where  $\lambda \approx 1.2$  is the ratio of the maximum mass of a uniformly rotating NS to that of a non-rotating star.

On the contrary, in this paper, it is found that the kilonova emission of AT2017gfo requires the remnant NS to be stable persistently, at least, for about 20 days after the merger. In this case, therefore, the maximum mass of

a non-rotating NS should satisfy  $M_{\text{TOV}} > M_{\text{RNS}}$ . Such a high maximum mass provides a very stringent constraint on the EOS of the remnant NS. Nevertheless, several EOSs can still survive this ordeal, e.g., the MS1 and SHT EOSs in Piro et al. (2017), the NL3 $\omega\rho$  EOS in Zhu et al. (2018), the PMQS3 EOS in Li et al. (2017), and the MS1, MS1b, eosL, GS1, Heb4, Heb5, Heb6, LS375, and NL3 EOSs in Gao et al. (2017). All of these EOSs can give a static maximum mass larger than  $\sim 2.6 M_{\odot}$ , which indicates that our argument of a long-lived remnant NS after GW170817 is allowed in principle. Such a NS has become more expectable since the discovery of two binary NS systems with total gravitational masses as low as  $\sim 2.5 M_{\odot}$  (Martinez et al. 2017; Stovall et al. 2018). Following this argument, Geng et al. (2018) fitted the late-time broadband afterglow of GW170817 very well.

In future works, it will be necessary and meaningful to investigate and test the other astrophysical consequences of these surviving EOSs, e.g., the merger processes as numerically studied previously (e.g., Kastaun & Galeazzi 2015) and the tidal deformability<sup>7</sup> of the corresponding

<sup>7</sup> The LIGO observation of GW170817 provided a constraint on

NSs.

### 5.2. Magnetic fields

In order to account for the secular GW radiation, the internal magnetic fields of the remnant NS is required to be not much lower than  $\sim 10^{16}$  G, which probably determines a surface magnetic field of the order  $\sim 10^{14} - 10^{15}$  G. However, as restricted by the luminosity of AT2017gfo, the effective surface dipolar magnetic field of the remnant NS can only be of the order  $\sim 10^{11} - 10^{12}$  G at the kilonova timescale. This discrepancy in the surface magnetic field indicates that the surface field could be hidden<sup>8</sup> significantly by some reasons at a certain time. Before that moment, the remnant NS exhibits as a normal magnetar, which can produce a luminous wind emission of a luminosity of  $\sim 10^{48}$  erg s<sup>-1</sup> and effectively ionize the merger ejecta. At the same time, the wind emission can also contribute a bright internal plateau component to the GRB afterglow emission at the jet direction, which was unfortunately missed for GRB 170817A because of the off-axis observations (Ioka & Nakamura 2017; Xiao et al. 2017; Granot et al. 2017; Salafia et al. 2017; Murguia-Berthier et al. 2017; Lazzati et al. 2017).

Here, we would like to mention an observational fact that an extremely steep decay following a bright plateau was usually observed in the afterglow light curves of many regular short GRBs. The post-plateau steep decay was previously explained as the collapse of a massive NS into a BH (Troja et al. 2007; Rowlinson et al. 2010, 2013). However, as found in this paper, the “internal plateau + steep decay” structure of GRB afterglows is probably caused by an abrupt suppression of the MD radiation of a remnant NS, rather than by the collapse of the NS. Following this consideration, the time when the MD radiation is suppressed can be inferred from the timescales of the post-plateau steep decay of  $\sim 10^3 - 10^4$  s. The zero time adopted in our fitting calculations is actually defined by this time.

In our Galaxy, several young, isolated, radio-quiet NSs, locating close to the center of  $\sim$ kyr supernova remnants, were discovered to have relatively low surface magnetic field. These NSs called central compact objects (CCOs) were widely suggested to be “antimagnetars” whose strong magnetic field on the stellar surface is compressed and buried into the NS crust by hypercritical fallback accretion onto the NS (Muslimov & Page 1995; Young & Chanmugam 1995; Geppert et al. 1999; Shabaltas & Lai 2012; Torres-Forné et al. 2016). Therefore, it could be reasonable to consider that the remnant NS of GW170817 was also screened by fallback material, which hid the surface magnetic field of the NS and thus suppress the MD radiation.

the tidal deformability of the pre-merger NSs as  $\Lambda \leq 800$  in low-spin case or  $\Lambda \leq 1400$  in high-spin case, according to which the NS EOSs can be constrained (e.g., Annala et al. 2018; Zhou et al. 2018; Nandi & Char 2017; Zhu et al. 2018). However, since the pre- and post-merger NSs are actually produced through completely different processes (i.e., core-collapse vs merger), they could in principle be constituted by very different matter states. In this case, the  $\Lambda$ -constraint on the pre-merger NSs may not be extended to the post-merger NS.

<sup>8</sup> Here the surface magnetic field is considered to be just hidden, but not be annihilated or dissipated. Therefore, no extra energy release is expected to happen during this period.

In the case of NS-NS mergers, the fallback material could come from the slowest tail of the merger ejecta, the velocity of which is not much higher than the escaping velocity of the system. Reverse shocks arising from some density discontinuities in the merger ejecta could play an important role in causing the falling of the material, as discussed in the supernova cases. It is difficult to estimate the starting time of the fallback accretion and the amount of the fallback material without numerical simulations. In any case, the timescale during which the majority of material is accreted by the NS can still be estimated by the free-fall time as

$$t_{\text{acc}} \sim \frac{1}{2} \left( \frac{r_{\text{min}}^3}{GM} \right)^{1/2} = 870\text{s} \left( \frac{M}{2.5M_{\odot}} \right)^{-1/2} \left( \frac{r_{\text{min}}}{10^{11}\text{cm}} \right)^{3/2}, \quad (17)$$

where  $r_{\text{min}}$  is the radius of the base of ejecta when the fallback accretion starts. Therefore, the burying time of the surface magnetic field of the NS can be settled according to this timescale, even though the fallback accretion continues as a temporal behavior of  $t^{-5/3}$ . Here, one may worry about whether the amount of the fallback material is large enough to screen the whole NS. We would like to point out that what we directly derived from the AT2017gfo observations is just the energy release from the remnant NS. Therefore, in principle, the amount of the fallback material only needs to suppress the MD radiation of the NS by burying a certain number of open field lines of the NS. It could not be necessary to screen the whole star and hide all of the surface magnetic field.

After the magnetic field is buried, it will diffuse back toward the surface through Ohmic diffusion and Hall drift (Thompson & Duncan 1996; Thompson et al. 2002; Heyl & Kulkarni 1998; Beloborodov 2009; Gourgouliatos & Cumming 2015; Rogers & Safi-Harb 2017). The timescales of these processes can be expressed roughly by

$$t_{\text{Ohm}} = \frac{4\pi\sigma_c L^2}{c^2} = 4.4 \times 10^6 \text{ yr} \left( \frac{\sigma_c}{10^{24}\text{s}^{-1}} \right)^2 \left( \frac{L}{1\text{km}} \right)^2, \quad (18)$$

and

$$t_{\text{Hall}} = \frac{4\pi n_e e^2 L^2}{cB} = 6.4 \times 10^4 \text{ yr} \left( \frac{n_e}{10^{36} \text{ cm}^{-3}} \right) \left( \frac{L}{1\text{km}} \right)^2 \left( \frac{B}{10^{15}} \right)^{-1} \quad (19)$$

respectively, where  $\sigma_c$  is the average conductivity of NS matter,  $n_e$  is the electron density,  $L$  is the crust thickness, and  $B$  is the hidden magnetic field. By assuming that the surface magnetic field could only be hidden partially, the reemergence timescale of the field could become shorter than those presented above. Nevertheless, it could still be safe to regard the remnant NS of GW170817 as a constant low-field NS during the kilonova and off-axis afterglow emissions. It will be very interesting to detect the astrophysical consequences<sup>9</sup> of the reemergence of the hidden magnetic field in future.

<sup>9</sup> We suspect that the reemergence of the hidden magnetic field from the remnant NSs could have a connection with the phenomena of fast radio bursts (Cao et al. 2018).

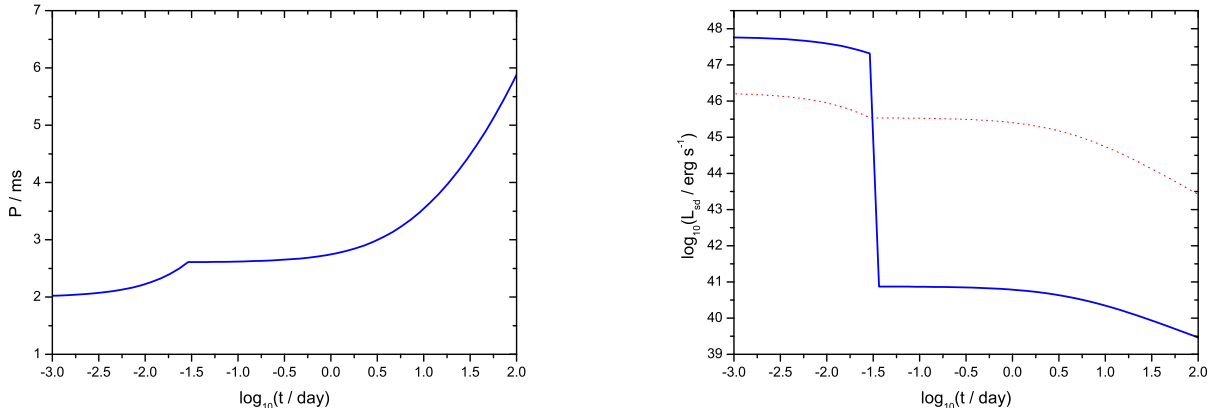


FIG. 4.— An illustration of the evolution of spin period (left) and spin-down luminosity (right) of a post-merger NS, where a sharp decline of the surface magnetic field is considered to happen at the time of 3000 s. The dotted line gives the GW luminosity for a comparison.

### 5.3. Spin evolution and energy releases

For a clear illustration (but not demonstration) of the very early evolution of the remnant NS of GW170817, we suppose a NS having an initial spin period  $P_i = 2$  ms<sup>10</sup>, an internal magnetic field  $B_{\text{int}} = 3 \times 10^{16}$  G that determines an ellipticity  $\epsilon = 10^{-3}$ , and a surface magnetic field of an initial value  $B_p = 10^{15}$  G. The surface field is further considered to decrease to  $B_p = 6 \times 10^{11}$  G about a few thousands of seconds later. For simplicity, we assume this  $B_p$ -decline happening abruptly, by according to the GRB afterglow observations. Meanwhile, the internal fields and thus the ellipticity keep constant, i.e., the NS becomes a low-field magnetar. Under these assumptions, we can calculate the spin evolution of the NS by

$$\frac{dP}{dt} = \frac{P}{\tau_{\text{gw}}} + \frac{P}{\tau_{\text{md}}}, \quad (20)$$

where  $\tau_{\text{gw}} = 5P^4 c^5 / (512\pi^4 G I \epsilon^2)$  and  $\tau_{\text{md}} = 6IP^2 c^3 / (4\pi^2 B_p^2 R_s^6)$ . With a given spin evolution, the luminosity of MD radiation can be derived from

$$L_{\text{md}}(t) = \frac{B_p(t)^2 R_s^6}{6c^3} \left[ \frac{2\pi}{P(t)} \right]^4. \quad (21)$$

At the same time, the luminosity of secular GW radiation is given by

$$L_{\text{gw}}(t) = \frac{32GI^2 \epsilon^2}{5c^5} \left[ \frac{2\pi}{P(t)} \right]^6. \quad (22)$$

The calculated results are presented in Figure 4. As shown in the right panel, before the decline of the surface magnetic field, the luminosity of MD radiation can be much higher than the GW luminosity, which is benefit for ionizing merger ejecta and energizing GRB afterglow emission. Subsequently, due to the  $B_p$ -decline, the MD radiation is drastically suppressed and the spin-down becomes dominated by the GW radiation.

<sup>10</sup> The initial spin period is taken to be somewhat longer than 1 ms, since the NS at birth could release a great amount of energy to trigger a GRB and to radiate GW due to short but strong stellar fluid instabilities.

## 6. SUMMARY AND CONCLUSIONS

The successful joint observations of GW170817, GRB170817A, and kilonova AT2017gfo have indicated the beginning of a new era in multi-messenger astronomy, by witnessing the first GW radiation from a NS-NS merger, by confirming the origin of short GRBs and the existence of a structured relativistic jet, by identifying the kilonova emission and the origin of  $r$ -process elements, and by helping to probe the physics of the pre- and post-merger NSs.

The existence of a long-lived remnant NS is found to be helpful for understanding the observed properties of the AT2017gfo emission. On the one hand, with an ellipticity of  $\sim 10^{-4} - 10^{-3}$  and a surface magnetic field of  $\sim 10^{11} - 10^{12}$  G, the spin-down of the NS, which is dominated by secular GW radiation, can provide an effective energy source to the merger ejecta to power a delayed kilonova emission component. In this case, we do not need to invoke a fine-tuning structure of the merger ejecta of a very high mass, which is however necessary in the widely-considered multiple opacity model. On the other hand, the intermediate value of the opacity found in this paper can also be naturally accounted for in the presence of the remnant NS, if its surface magnetic field is initially high. Therefore, a sharp decline of the surface magnetic field is suggested to occur at a few thousands of seconds after the birth of the NS. It is very interesting and important to discover such a particular magnetic field evolution, by observing on-axis the early afterglows of future GW-associated GRBs from NS-NS mergers. In any case, the possible existence of a massive NS after GW170817 would provide a very stringent constraint on the EOS of post-merger NSs.

We would like to thank the referee for helpful comments that have allowed us to improve our manuscript. This work is supported by the National Basic Research Program of China (973 Program, grant 2014CB845800), the National Key Research and Development Program of China (grant No. 2017YFA0402600), and the National Natural Science Foundation of China (grant No. 11473008 and 11573014). L.D.L. is supported by the



China Scholarship Program to conduct research at UNLV.

#### REFERENCES

- Abbott, B. P., Abbott, R., Abbott, T. D., et al. 2017, *ApJ*, 848, L13
- Abbott, B. P., Abbott, R., Abbott, T. D., et al. 2017, *Physical Review Letters*, 119, 161101
- Abbott, B. P., Abbott, R., Abbott, T. D., et al. 2017, *ApJ*, 848, L12
- Abbott, B. P., Abbott, R., Abbott, T. D., et al. 2017, *ApJ*, 851, L16
- Ai, S., Gao, H., Dai, Z. G., et al. 2018, *ApJ*, in press, arXiv:1802.00571
- Alexander, K. D., Berger, E., Fong, W., et al. 2017, *ApJ*, 848, L21
- Andreoni, I., Ackley, K., Cooke, J., et al. 2017, *PASA*, 34, e069
- Annala, E., Gorda, T., Kurkela, A., & Vuorinen, A. 2018, *Phys. Rev. Lett.*, 120, 172703
- Arcavi, I., Hosseinzadeh, G., Howell, D. A., et al. 2017, *Nature*, 551, 64
- Arnett, W. D. 1980, *ApJ*, 237, 541
- Banik, S., & Bandyopadhyay, D. 2017, arXiv:1712.09760
- Barnes, J., & Kasen, D. 2013, *ApJ*, 775, 18
- Barnes, J., Kasen, D., Wu, M.-R., & Martínez-Pinedo, G. 2016, *ApJ*, 829, 110
- Berger, E., Fong, W., & Chornock, R. 2013, *ApJ*, 774, L23
- Beloborodov, A. M. 2009, *ApJ*, 703, 1044
- Bucciantini, N., Metzger, B. D., Thompson, T. A., & Quataert, E. 2012, *MNRAS*, 419, 1537
- Cao, X. F., Yu, Y. W., & Zhou, X. 2018, *ApJ*, 858, 89
- Chatterjee, D., Elghozi, T., Novak, J., & Oertel, M. 2015, *MNRAS*, 447, 3785
- Chornock, R., Berger, E., Kasen, D., et al. 2017, *ApJ*, 848, L19
- Coulter, D. A., Foley, R. J., Kilpatrick, C. D., et al. 2017, *Nature*, 358, 1556
- Covino, S., Wiersema, K., Fan, Y. Z., et al. 2017, *Nature Astronomy*, 1, 791
- Cowperthwaite, P. S., Berger, E., Villar, V. A., et al. 2017, *ApJ*, 848, L17
- Cutler, C. 2002, *Phys. Rev. D*, 66, 084025
- D'Avanzo, P., Campana, S., Ghisellini, G., et al. 2018, *ã*, in press, arXiv:1801.06164
- Dai, Z. G. 2004, *ApJ*, 606, 1000
- Dai, Z. G., & Lu, T. 1998a, *A&A*, 333, L87
- Dai, Z. G., & Lu, T. 1998b, *PhRvL*, 81, 4301
- Dai, Z. G., Wang, X. Y., Wu, X. F., & Zhang, B. 2006, *Science*, 311, 1127
- Dessart, L., Ott, C. D., Burrows, A., Rosswog, S., & Livne, E. 2009, *ApJ*, 690, 1681
- Drout, M. R., Piro, A. L., Shappee, B. J., et al. 2017, *Science*, 358, 1570
- Eichler, D., Livio, M., Piran, T., & Schramm, D. N. 1989, *Nature*, 340, 126
- Evans, P. A., Cenko, S. B., Kennea, J. A., et al. 2017, *Science*, 358, 1565
- Fan, Y.-Z., & Xu, D. 2006, *MNRAS*, 372, L19
- Fan, Y.-Z., Yu, Y.-W., Xu, D., et al. 2013, *ApJ*, 779, L25
- Foreman-Mackey, D., Hogg, D. W., Lang, D., & Goodman, J. 2013, *PASP*, 125, 306
- Gao, H., Ding, X., Wu, X.-F., Dai, Z.-G., & Zhang, B. 2015, *ApJ*, 807, 163
- Gao, H., Cao, Z., Ai, S., & Zhang, B. 2017, *ApJL*, 851, L45
- Geng, J. J., Dai, Z. G., Huang, Y. F. et al. 2018, *ApJ*, 856, L33
- Geppert, U., Page, D., & Zannias, T. 1999, *ã*, 345, 847
- Geppert, U. 2009, *Neutron Stars and Pulsars*, Astrophysics and Space Science Library, Volume 357. ISBN 978-3-540-76964-4. Springer Berlin Heidelberg, p. 319
- Goldstein, A., Veres, P., Burns, E., et al. 2017, *ApJ*, 848, L14
- Gompertz, B. P., O'Brien, P. T., Wynn, G. A., & Rowlinson, A. 2013, *MNRAS*, 431, 1745
- Gompertz, B. P., van der Horst, A. J., O'Brien, P. T., Wynn, G. A., & Wiersema, K. 2015, *MNRAS*, 448, 629
- Gourgouliatos, K. N., & Cumming, A. 2015, *MNRAS*, 446, 1121
- Granot, J., Gill, R., Guetta, D., & De Colle, F. 2017, arXiv:1710.06421
- Grossman, D., Korobkin, O., Rosswog, S., & Piran, T. 2014, *MNRAS*, 439, 757
- Hallinan, G., Corsi, A., Mooley, K. P., et al. 2017, *Science*, 358, 1579
- Heyl, J. S., & Kulkarni, S. R. 1998, *ApJ*, 506, L61
- Hu, L., Wu, X., Andreoni, I., et al. 2017, *Science Bulletin*, 62, 1433
- Ioka, K., & Nakamura, T. 2017, arXiv:1710.05905
- Jin, Z.-P., Hotokezaka, K., Li, X., et al. 2016, *Nature Communications*, 7, 12898
- Jin, Z.-P., Li, X., Cano, Z., et al. 2015, *ApJ*, 811, L22
- Kasen, D., & Bildsten, L., 2017, *ApJ*, 717, 245
- Kasen, D., Badnell, N. R., & Barnes, J. 2013, *ApJ*, 774, 25
- Kasen, D., Fernández, R., & Metzger, B. D. 2015, *MNRAS*, 450, 1777
- Kasen, D., Metzger, B., Barnes, J., Quataert, E., & Ramirez-Ruiz, E. 2017, *Nature*, 551, 80
- Kasliwal, M. M., Nakar, E., Singer, L. P., et al. 2017, *Science*, 358, 1559
- Kastaun, W., & Galeazzi, F. 2015, *Phys. Rev. D*, 91, 064027
- Kilpatrick, C. D., Foley, R. J., Kasen, D., et al. 2017, *Science*, 358, 1583
- Korobkin, O., Rosswog, S., Arcones, A., & Winteler, C. 2012, *MNRAS*, 426, 1940
- Kulkarni, S. R. 2005, arXiv:astro-ph/0510256
- Lü, H.-J., Zhang, B., Lei, W.-H., Li, Y., & Lasky, P. D. 2015, *ApJ*, 805, 89
- Lattimer, J. M., & Schramm, D. N. 1976, *ApJ*, 210, 549
- Lattimer, J. M., & Schramm, D. N. 1974, *ApJ*, 192, L145
- Lazzati, D., Perna, R., Morsony, B. J., et al. 2017, arXiv:1712.03237
- Li, A., Zhu, Z. Y., & Zhou, X. 2017, *ApJ*, in press, arXiv:1706.04720
- Li, L.-X., & Paczyński, B. 1998, *ApJ*, 507, L59
- Li, S.-Z., & Yu, Y.-W. 2016, *ApJ*, 819, 120
- Li, T., Xiong, S., Zhang, S., et al. 2018, *Science China Physics, Mechanics, and Astronomy*, 61, #31011
- Lyman, J. D., Lamb, G. P., Levan, A. J., et al. 2018, arXiv:1801.02669
- Ma, P.-X., Jiang, J.-L., Wang, H., et al. 2017, *ApJ*, in press, arXiv:1711.05565
- Margalit, B., & Metzger, B. D. 2017, *ApJL*, 850, L9
- Margutti, R., Berger, E., Fong, W., et al. 2017, *ApJ*, 848, L20
- Martin, D., Perego, A., Arcones, A., et al. 2015, *ApJ*, 813, 2
- Martinez, J. G., Stovall, K., Freire, P. C. C. et al. 2017, *ApJ*, 851, L29
- Meszáros, P., & Rees, M. J. 1993, *ApJ*, 405, 278
- Metzger, B. D., Martínez-Pinedo, G., Darbha, S., et al. 2010, *MNRAS*, 406, 2650
- Metzger, B. D. 2017, *Living Reviews in Relativity*, 20, 3
- Metzger, B. D. 2017, arXiv:1710.05931
- Metzger, B. D., Thompson, T. A., & Quataert, E. 2018, *ApJ*, 856, 101
- Metzger, B. D., & Fernández, R. 2014, *MNRAS*, 441, 3444
- Metzger, B. D., & Piro, A. L. 2014, *MNRAS*, 439, 3916
- Murguía-Berthier, A., Ramirez-Ruiz, E., Kilpatrick, C. D. et al. 2017, *Phys. Rev. D*, 96, 123012
- Murase, K., Toomey, M. W., Fang, K., et al. 2018, *ApJ*, 854, 60
- Muslimov, A., & Page, D. 1995, *ApJ*, 440, L77
- Nandi, R., & Char, P. 2017, *ApJ*, 857, 12
- Nagakura, H., Hotokezaka, K., Sekiguchi, Y., Shibata, M., & Ioka, K. 2014, *ApJ*, 784, L28
- Nagakura, H., Hotokezaka, K., Sekiguchi, Y., et al., 2014, *ApJ*, 784, L28
- Nicholl, M., Berger, E., Kasen, D., et al. 2017, *ApJ*, 848, L18
- Paczynski, B. 1986, *ApJ*, 308, L43
- Perego, A., Rosswog, S., Cabezón, R. M., et al. 2014, *MNRAS*, 443, 3134
- Pian, E., D'Avanzo, P., Benetti, S., et al. 2017, *Nature*, 551, 67
- Piran, T., Shemi, A., & Narayan, R. 1993, *MNRAS*, 263, 861
- Piro, A. L., Giacomazzo, B., Perna, R. 2017, *ApJL*, 844, L19
- Pooley, D., Kumar, P., & Wheeler, J. C. 2017, *ApJ*, in press, arXiv:1712.03240
- Rezzolla, L., Giacomazzo, B., Baiotti, L., et al. 2011, *ApJ*, 732, L16
- Rezzolla, L., Most, E. R., Weih, L. R. 2018, *ApJ*, 852, L25

- Roberts, L. F., Kasen, D., Lee, W. H., & Ramirez-Ruiz, E. 2011, *ApJ*, 736, L21
- Rogers, A., & Safi-Harb, S. 2017, *MNRAS*, 465, 383
- Rowlinson, A., O'Brien, P. T., Metzger, B. D., Tanvir, N. R., & Levan, A. J. 2013, *MNRAS*, 430, 1061
- Rowlinson, A., O'Brien, P. T., Tanvir, N. R., et al. 2010, *MNRAS*, 409, 531
- Ruiz, M., Shapiro, S. L., Tsokaros, A. 2018, *Phys. Rev. D*, 97, 021501
- Salafia, O. S., Ghisellini, G., Ghirlanda, G. et al., 2017, *MNRAS*, 474, L7
- Savchenko, V., Ferrigno, C., Kuulkers, E., et al. 2017, *ApJ*, 848, L15
- Shabaltas, N., & Lai, D. 2012, *ApJ*, 748, 148
- Shappee, B. J., Simon, J. D., Drout, M. R., et al. 2017, 358, 1574
- Shibata, M., Fujibayashi, S., Hotokezaka, K., et al., 2017, *Phys. Rev. D*, 96, 123012
- Smartt, S. J., Chen, T.-W., Jerkstrand, A., et al. 2017, *Nature*, 551, 75
- Soares-Santos, M., Holz, D. E., Annis, J., et al. 2017, *ApJ*, 848, L16
- Stovall, K., Freire, P. C. C., Chatterjee, S. et al. 2018, *ApJ*, 854, L22
- Surman, R., McLaughlin, G. C., Ruffert, M., Janka, H.-T., & Hix, W. R. 2008, *ApJ*, 679, L117
- Symbalisty, E., & Schramm, D. N. 1982, *Astrophys. Lett.*, 22, 143
- Tanaka, M., & Hotokezaka, K. 2013, *ApJ*, 775, 113
- Tanvir, N. R., Levan, A. J., Fruchter, A. S., et al. 2013, *Nature*, 500, 547
- Tanvir, N. R., Levan, A. J., González-Fernández, C., et al. 2017, *ApJ*, 848, L27
- Thompson, C., & Duncan, R. C. 1996, *ApJ*, 473, 322
- Thompson, C., Lyutikov, M., & Kulkarni, S. R. 2002, *ApJ*, 574, 332
- Torres-Forné, A., Cerdá-Durán, P., Pons, J. A., & Font, J. A. 2016, *MNRAS*, 456, 3813
- Troja, E., Cusumano, G., O'Brien, P. T., et al. 2007, *ApJ*, 665, 599
- Troja, E., Piro, L., van Eerten, H., et al. 2017, *Nature*, 551, 71
- Villar, V. A., Guillochon, J., Berger, E., et al. 2017, *ApJ*, 851, L21
- Wanajo, S., Sekiguchi, Y., Nishimura, N., et al. 2014, *ApJ*, 789, L39
- Xiao, D., Liu, L.-D., Dai, Z.-G., & Wu, X.-F. 2017, *ApJ*, 850, L41
- Yang, B., Jin, Z.-P., Li, X., et al. 2015, *Nature Communications*, 6, 7323
- Young, E. J., & Chanmugam, G. 1995, *ApJ*, 442, L53
- Yu, Y.-W., Zhang, B., & Gao, H. 2013, *ApJ*, 776, L40
- Yu, Y.-W., Li, S.-Z., & Dai, Z.-G., 2015, *ApJ*, 806, L6
- Zhang, B.-B., Zhang, B., Sun, H., et al. 2017, *Nature Communications*, 9, 447
- Zhang, B. 2013, *ApJ*, 763, L22
- Zhou, E. P., Zhou, X., & Li, A. 2018, *Phys. Rev. D*, 97, 083015
- Zhu, Z. Y., Zhou, E. P., & Li, A. 2018, arXiv: 1802.05510