

Tau neutrinos from ultracompact dark matter minihalos and constraints on the primordial curvature perturbations

Yupeng Yang^{1,2}, Yan Qin¹

¹ *Collage of Physics and Electrical Engineering, Anyang Normal University, Anyang, 455000, China*

² *Joint Center for Particle, Nuclear Physics and Cosmology, Nanjing, 210093, China*

(Dated: November 17, 2021)

The observations and research on the neutrinos provide a kind of indirect way of revealing the properties of dark matter particles. For the detection of muon neutrinos, the main issue is the large atmospheric background, which is caused by the interactions between the cosmic rays and atoms within the atmosphere. Compared with muon neutrinos, tau neutrinos have a smaller atmospheric background especially for the downward-going direction. Except for the classical neutrino sources, dark matter particles can also annihilate into the neutrinos and are the potential high energy astrophysical sources. The annihilation rate of dark matter particles is proportional to the square of number density; therefore, the annihilation rate is large near the center of dark matter halos especially for the new kind of dark matter structures named ultracompact dark matter minihalos (UCMHs). In previous works, we have investigated the potential muon neutrino flux from UCMHs due to dark matter annihilation. Moreover, since the formation of UCMHs is related to the primordial density perturbations of small scales, we get the constraints on the amplitude of the primordial curvature perturbations of small scales, $1 \lesssim k \lesssim 10^7 \text{ Mpc}^{-1}$. In this work, we focus on the downward-going tau neutrinos from UCMHs due to dark matter annihilation. Compared with the background of tau neutrino flux we get the constraints on the mass fraction of UCMHs. Then using the limits on the mass fraction of UCMHs we got the constraints on the amplitude of the primordial curvature perturbations which are extended to the scale $k \sim 10^8 \text{ Mpc}^{-1}$ compared with previous results.

I. INTRODUCTION

As the main component of the Universe, dark matter has been confirmed by many observations while its nature remains unknown. At present, there are many dark matter models and the most researched model is the weakly interacting massive particles (WIMPs). According to the theory of WIMPs, they can annihilate into, e.g., photons (γ), electrons (e^-), positrons (e^+), and neutrinos ($\nu(\bar{\nu})$) [1, 2]. The observations and research on the particles produced by dark matter annihilation provide a way of indirectly detecting of dark matter particles. Moreover, the related research can be used to constrain the properties of dark matter particles, such as the mass (m_{DM}) and thermally averaged cross section ($\langle\sigma v\rangle$) of dark matter particles. For example, using the observations of γ -ray flux, it can be found that for the dark matter mass $m_{\text{DM}} \lesssim 1\text{TeV}$ the constraints on the thermally averaged cross section are $\langle\sigma v\rangle \lesssim 10^{-25}\text{cm}^2\text{s}^{-1}$ [3–6]. For large dark matter mass, e.g., $m_{\text{DM}} \gtrsim 1\text{TeV}$, the constraints on $\langle\sigma v\rangle$ from the γ -ray observations are weaker than that from the neutrino observations [7–9]. The main way of using the neutrinos to research the properties of dark matter particle is through the observations and studies on muon neutrinos (ν_μ) [8, 10–12]. The main flaw of observations on ν_μ is the large atmospheric background, which is caused by the interactions between the cosmic rays and atoms within atmosphere [13, 14]. For electron neutrinos, ν_e , the atmospheric background is also large and the cascade effects make the detection of ν_e very difficult [15, 16]. Compared with the muon and electron neutrino the atmospheric background of the tau neutrino (ν_τ) is small especially in the direction of $\cos\theta_Z > 0$, where θ_Z is the zenith angle. In particular, for $\cos\theta_Z \gtrsim 0.5$, the atmospheric tau neutrino fluxes are 3 orders smaller than the atmospheric muon and electron neutrino background [13]. For $\cos\theta_Z \gtrsim 0.7$, the atmospheric tau neutrino fluxes are even smaller than that from solar corona interaction and galactic neutrino flux [13]. Although the cascade effects of the tau neutrino make detection difficult, with the development of detection and a statistical method the detection of the tau neutrino has become possible [17–19].

Dark matter plays an important role in the process of the structure formation of the Universe. It is well known that the structures of the Universe are the evolutionary results of the early density perturbations with an amplitude $\delta\rho/\rho \sim 10^{-5}$ [20]. If the amplitude of early density perturbations is larger than ~ 0.3 , the primordial black holes (PBHs) can be formed [21]. Recently, the authors of [22] suggested that ultracompact dark matter minihalos can be formed in the early time if the amplitude of primordial density perturbations is in the range of $\delta\rho/\rho \sim 10^{-3} - 0.3$. After the formation of ultracompact dark matter minihalos (UCMHs), during the radiation dominated epoch, the mass of UCMHs keeps unchanged nearly due to the Meszaros effect. After the redshift of equality of radiation and matter, the mass of UCMHs scales as $M_{\text{UCMHs}} \sim 1/(1+z)$. For the density profile of UCMHs, one dimension simulation shows that it scales as $\rho_{\text{UCMHs}}(r) \sim r^{-9/4}$ [22]. Compared with the mostly used dark matter halo models, such as the Navarro-Frenk-White(NFW) model [23], the density profile of UCMHs is steeper than that of the NFW profile especially for $r \rightarrow 0$, $\rho_{\text{NFW}}(r) \sim r^{-1}$. The annihilation rate of dark matter particles is proportional to the square number density; therefore, it is excepted that the annihilation rate of dark matter particles is larger within UCMHs than that within the classical dark matter halos. In Ref. [24], the authors investigated the γ -ray flux from UCMHs due to dark matter annihilation. They found that the γ -ray flux from UCMHs formed during the e^+e^- phase transition can exceed the threshold of Fermi or EGRET observations for some dark matter annihilation channels. Besides the γ -ray flux, in theory, the neutrinos can also be emitted from UCMHs due to dark matter annihilation especially for the lepton channels. In Ref. [25], the authors found that the muon neutrino flux from UCMHs can exceed the atmospheric muon neutrino flux. With no detection of excess of γ -ray flux the upper constraints on the abundance of UCMHs are obtained, $f_{\text{UCMHs}} < 10^{-7}$ [26]. Similar to the γ -ray flux, the research on neutrino flux can also be used to do the studies on the abundance of UCMHs [25, 27]. Besides the research on the particles produced by dark matter annihilation, in Refs. [28, 29], the authors investigated the gravitational effects caused by UCMHs and got the constraints on the abundance of UCMHs.

The formation of UCMHs is related to the primordial perturbations. After obtaining the limits on the abundance of UCMHs, one can then use the limits on the abundance of UCMHs to get the constraints on the primordial curvature perturbations [25–28]. It is well known that the structure formation is related to the primordial curvature perturbations, $\mathcal{P}_{\mathcal{R}}(k)$, which stand for the amplitude of the primordial curvature perturbations. At present, the constraints on $\mathcal{P}_{\mathcal{R}}(k)$ are mainly on large scales ($k \sim 10^{-4} - 1\text{Mpc}^{-1}$) and from the observations and research on the CMB, Lyman- α forest and, large scale structure [20, 30, 31]. All of these observations show a nearly scale-invariant spectrum of primordial perturbations with $\mathcal{P}_{\mathcal{R}}(k) \sim 10^{-9}$, which is predicted by the popular inflation theory. On small scales, $k \sim 1 - 10^{20}\text{Mpc}^{-1}$, the constraints on $\mathcal{P}_{\mathcal{R}}(k)$ are mainly from the research on PBHs, $\mathcal{P}_{\mathcal{R}}(k) \lesssim 10^{-2}$ [26, 32]. Similar to PBHs, the UCMHs can be formed in very early times; therefore, through the research on the UCMHs one can get the constraints on the primordial curvature perturbations of small scales. In Ref. [26], with no detection of γ -ray flux from UCMHs, the authors got the constraints on $\mathcal{P}_{\mathcal{R}}(k)$ on scales $k \sim 5 - 10^8\text{Mpc}^{-1}$, $\mathcal{P}_{\mathcal{R}}(k) \lesssim 10^{-6}$. Those constraints are better than that of PBHs. Similar to the γ -ray flux, in previous work, we got the comparable results through investigating the potential muon neutrino flux from UCMHs due to dark matter annihilation [25]. According to the theory, ν_e and ν_τ can also be produced in the process of dark matter annihilation. Moreover, the oscillation

property of neutrinos can also result in the conversion among three flavors of neutrino. As mentioned above, the downward-going tau neutrinos can also be used to look for the neutrino signals from dark matter annihilation due to the lower atmospheric background. In this paper, we investigate the potential tau neutrino flux from UCMHs due to dark matter annihilation and focus on the downward-going tau neutrino flux ($\cos\theta_Z > 0$). By comparing with the atmospheric ν_τ background, we obtained the potential constraints on the abundance of UCMHs for the IceCube experiment. Then using the limits on the abundance of UCMHs we get the constraints on the primordial curvature perturbations of small scales.

This paper is organized as follows. The tau neutrino background is reviewed in Sec. II. In Sec. III, we discuss the main properties of UCMHs and the potential tau neutrino flux from them. In Sec. IV, through comparing with the background, the potential constraints on the abundance of UCMHs are obtained and using these constraints we then get the upper limits on the primordial curvature perturbations of small scales. The conclusions and discussions are presented in Sec. IV.

II. BACKGROUND OF TAU NEUTRINO FLUX

There are several sources for the background of tau neutrinos. The main one is the atmospheric background and it is mainly due to the oscillation of the muon neutrinos. This background is lower than that of the electron and muon neutrinos especially for $\cos\theta_Z > 0$. For example, for $\cos\theta_Z \gtrsim 0.5$, the background of ν_τ is about 3 orders lower than that of ν_μ or ν_e [13]. For this background, we use the form given in Ref. [33, 34] as

$$\frac{d\Phi_{\nu_\mu}}{dE_{\nu_\mu}d\Omega} = N_0 E_{\nu_\mu}^{-\gamma-1} \left(\frac{a}{1 + bE_{\nu_\mu} \cos\theta} + \frac{c}{1 + eE_{\nu_\mu} \cos\theta} \right) \text{GeV}^{-1} \text{km}^{-2} \text{yr}^{-1} \text{sr}^{-1}, \quad (1)$$

where θ is the zenith angle, $N_0 = 1.95 \times 10^{17} (1.35 \times 10^{17})$ for $\nu_\mu (\bar{\nu}_\mu)$, $\gamma = 1.74$, $a = 0.018$, $b = 0.024 \text{GeV}^{-1}$, $c = 0.0069$, $e = 0.00139 \text{GeV}^{-1}$. The conversion probability of ν_μ into ν_τ can be written as

$$P(\nu_\mu \rightarrow \nu_\tau) = \sin^2 2\theta_{\text{atm}} \sin^2 \left(1.27 \frac{\Delta m_{\text{atm}}^2 L}{E_\nu} \right), \quad (2)$$

where L is the propagation length of neutrinos after being produced in the atmosphere [14]. For the parameters related to the neutrino oscillations, following Refs. [13, 14], we have set $\sin^2 2\theta_{\text{atm}} = 1$, $|\Delta m_{\text{atm}}^2| = 2.4 \times 10^{-3} \text{eV}^2$.

In addition to the ν_τ flux coming from the conversion of ν_μ , the decay of charmed particles produced in the atmosphere provides another background of ν_τ and this can be parametrized as [13, 14, 35]

$$\log_{10} \left[E_\nu^3 \frac{d\phi_\nu}{dE_\nu} / \left(\frac{\text{GeV}^2}{\text{cm}^2 \text{ s sr}} \right) \right] = -A + Bx - Cx^2 - Dx^3, \quad (3)$$

where $x = \log_{10}(E_\nu[\text{GeV}])$, $A=6.69$, $B=1.05$, $C=0.150$ and $D=-0.00820$.

Neutrinos can also be produced in the solar corona by cosmic-ray collisions. This neutrino flux has been studied in Ref. [36], the ν_e and ν_μ flux can be written as

$$\frac{d\phi_\nu}{dE_\nu} = N_0 \frac{(E_\nu[\text{GeV}])^{-\gamma-1}}{1 + A(E_\nu[\text{GeV}])} (\text{GeV cm}^2 \text{ s})^{-1}, \quad (4)$$

which is valid for $10^2 \text{GeV} \leq E \leq 10^6 \text{GeV}$. The numerical values of the coefficients N_0 , A and γ can be found in Ref. [36]. Recently, the authors of Refs. [37–39] have revisited this neutrino flux and updated the results. In this paper, we have used these new results for our calculations.

In Ref. [40], the authors discussed that the tau neutrinos can also originate from a galactic plan. Considering the oscillations of neutrinos the tau neutrino flux can be parametrized as

$$\frac{d\phi_{\nu_\tau}}{dE} = 9 \times 10^{-6} (\text{GeV cm}^2 \text{ s sr})^{-1} (E[\text{GeV}])^{-2.64} \quad (5)$$

which is valid in the energy range $1 \text{ GeV} \leq E \leq 10^3 \text{ GeV}$.

For the background of tau neutrino flux, the main component is the conversion of atmospheric muon neutrino. In this paper, we considered the total flux mentioned above for our calculations. Moreover, we considered downward-going tau neutrino flux as $\cos\theta > 0$.

III. FORMATION OF UCMHS AND TAU NEUTRINO FLUX FROM UCMHS DUE TO DARK MATTER ANNIHILATION

The UCMHs can be formed in the early Universe, e.g., $z \sim 1000$, if the primordial density perturbations are in the range of $10^{-3} < \delta\rho/\rho < 0.3$ [22, 41]. After formation the mass of UCMH changes as [22]

$$M_{\text{UCMH}}(z) = M_i \frac{1 + z_{\text{eq}}}{1 + z}, \quad (6)$$

where M_i is the initial mass within the perturbation scale. The results of one-dimension simulation show that the density profile of the UCMH is in the following form [22, 24, 26]¹,

$$\rho(r, z) = \frac{3f_\chi M_{\text{UCMH}}(z)}{16\pi R(z)^{3/4} r^{9/4}}, \quad (7)$$

where $f_\chi = \frac{\Omega_{\text{DM}}}{\Omega_{\text{b}} + \Omega_{\text{DM}}} = 0.83$ [43], $R(z)$ is the radius of UCMH,

$$R(z) = 0.019 \left(\frac{1000}{1 + z} \right) \left(\frac{M_{\text{UCMHs}}(z)}{M_\odot} \right)^{1/3} \text{ pc}. \quad (8)$$

After the redshift, e.g., $z \sim 10$, the structure formation is dominated in the Universe. Therefore, we set $z_{\text{stop}} = 10$ and at that time the mass of UCMHs stops increasing [22, 24–26, 28, 29, 44]. The dark matter annihilation rate is proportional to the square of number density; therefore, the inner density profile of UCMH is very important for the related studies [45]. Generally, one treats the density of UCMH as a constant value for radius $r \lesssim r_{\text{min}}$, $\rho_{\text{UCMH}}(r \lesssim r_{\text{min}}) = \text{cons.}$ [24–26]. Here we considered two factors that have remarkable effects on r_{min} . One factor is to consider the conservation of angular momentum of dark matter particles. After the formation of UCMHs, dark matter particles accrete on UCMHs by radial infall. Considering the conservation of angular momentum, the cutoff radius r_{min} can be written as [26]

$$r_{\text{min}} = 5.1 \times 10^{-7} \text{ pc} \left(\frac{1000}{1 + z} \right)^{2.43} \left(\frac{M_{\text{UCMH}}^0}{M_\odot} \right)^{0.27}. \quad (9)$$

Another factor that can affect the center density of UCMH is the annihilation of dark matter particles. For this factor, following Refs. [24–26], we truncate the radius at r_{cut} . For $r < r_{\text{cut}}$, the density profile of UCMHs is

$$\rho_{\text{UCMHs}}(r < r_{\text{cut}}) = \frac{m_{\text{DM}}}{\langle \sigma v \rangle (t - t_i)}, \quad (10)$$

where m_{DM} and $\langle \sigma v \rangle$ are the mass and thermally averaged cross section of the dark matter particle, respectively. t is the cosmic time and t_i is the formation time of UCMHs. For the parameters considered in this work, we find $r_{\text{cut}} \gtrsim r_{\text{min}}$, therefore, we adopt r_{cut} for our calculations. More detailed discussions about the center density profile can be found in, e.g., Refs. [26, 46].

The neutrino flux from the UCMH due to dark matter annihilation can be written as [25]

$$\frac{d\phi_\nu}{dE_\nu d\Omega} = \frac{1}{8\pi} \frac{dN_\nu}{dE_\nu} \frac{\langle \sigma v \rangle}{m_{\text{DM}}^2} \frac{1}{d_{\text{UCMH}}^2} \int_{r_{\text{min}}}^{r_{\text{max}}} \rho_{\text{UCMH}}^2(r, z_{\text{stop}}) 4\pi r^2 dr, \quad (11)$$

where d_{UCMH} is the distance of the UCMH from the Earth, dN_ν/dE_ν is the neutrino number per dark matter annihilation and can be obtained from the public code DarkSUSY². The tau neutrino flux from the UCMH is shown in Fig. 1. In this figure, we considered the $\tau^+\tau^-$ annihilation channel and set the dark matter mass $m_{\text{DM}}=0.1$ (blue short-dashed line) and 1 TeV (purple dot line), the thermally averaged cross section $\langle \sigma v \rangle = 3 \times 10^{-26} \text{ cm}^3 \text{ s}^{-1}$. In this plot, we considered the UCMH formed during the phase transition named e^+e^- annihilation and the distance is $d_{\text{UCMH}} = 0.1 \text{ kpc}$. In addition to the background of the ν_τ flux, for comparison, the backgrounds of the ν_μ flux are also shown. As shown in Fig. 1, the ν_τ flux from the UCMH due to dark matter annihilation is higher than the ν_τ background but lower than ν_μ background.

¹ Recently, the authors of Ref. [42] have done the 3D simulations and found that the NFW profile is a better fit to the density profile of the UCMH.

² <http://www.darksusy.org/>

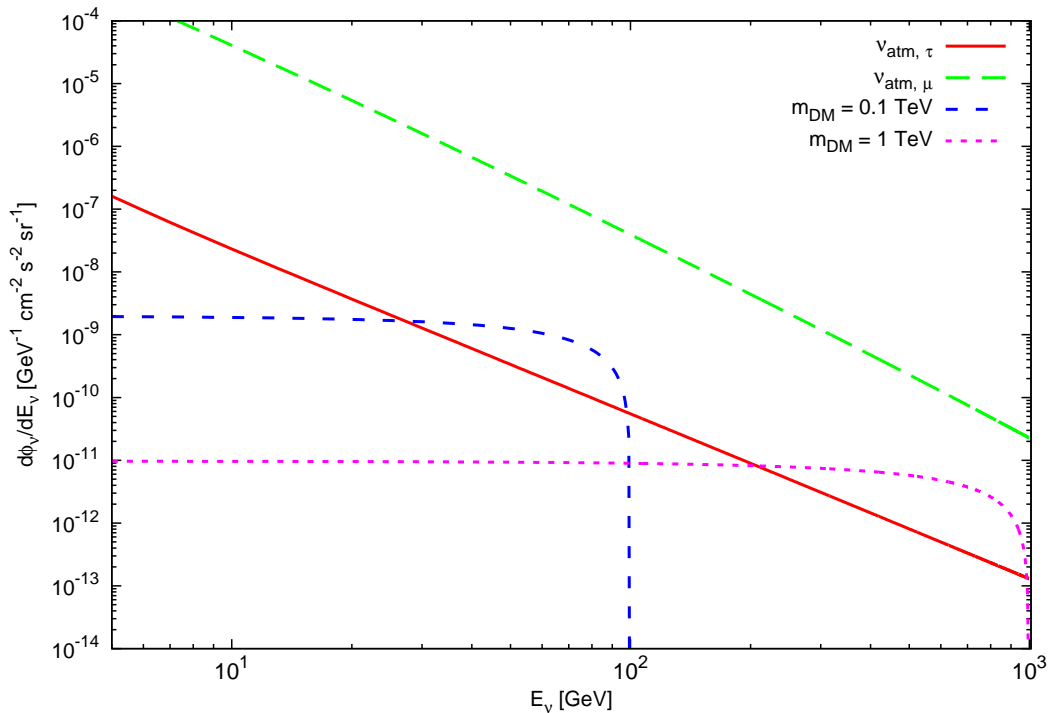


FIG. 1. Tau neutrino flux from the UCMH due to dark matter annihilation for the $\tau^+\tau^-$ channel. We have set the dark matter mass $m_{\text{DM}}=0.1$ (blue short-dashed line) and 1 TeV (purple dot line), and the thermally averaged cross section $\langle\sigma v\rangle = 3 \times 10^{-26} \text{ cm}^3 \text{ s}^{-1}$. In this plot, we have considered the UCMH formed during the phase transition named e^+e^- annihilation. The distance of the UCMH is $d_{\text{UCMH}} = 0.1 \text{ kpc}$. For comparison, in addition to the ν_τ background flux (red solid line) the ν_μ background flux is also shown (green long-dashed line).

IV. CONSTRAINTS ON THE FRACTION OF UCMHS AND PRIMORDIAL CURVATURE PERTURBATIONS

Detecting and researching the neutrinos provide an important way of indirectly searching for the dark matter particles [47, 48]. At present, a typical way is to detect the muon neutrinos, especially for the upward-going neutrino flux. The detection of electron neutrinos is also considered, see e.g., [15]. For the background, the muon neutrino is dominated and the background of electron neutrino is in the same level compared with that of the muon neutrino [13]. Compared with the muon and electron neutrino, the background of tau neutrino flux is lower especially in the direction of $\cos\theta_Z \gtrsim 0.5$. The main interaction for ν_τ is the charged-current interaction and for the IceCube or ANTARES experiment the cascade events for the detection of ν_τ can be written as [49]

$$N_{\nu_\tau} = \int d\Omega \int_{E_{\min}}^{E_{\max}} dE \rho N_A V_{\text{eff}} \left(\sigma_{\nu N}(E)_{\text{CC}} \frac{d\phi_\nu}{dE_\nu d\Omega} \right), \quad (12)$$

where V_{eff} is the effective volume of the detection [50, 51]. ρ is the density of ice for IceCube and water for ANTARES, $N_A = 6.022 \times 10^{23}$ is Avogadro's number. $\sigma_{\nu N}(E)_{\text{CC}}$ is the charged-current cross section and we adopt the form given in Ref. [52]. For the IceCube and ANTARES experiments, we set the energy bin as $[\max(E_{\text{thresh}}, m_{\text{DM}}/5), m_{\text{DM}}]$ for the events calculations.

Compared with the background, 2σ statistical significance can be obtained as [13, 53]

$$\zeta \equiv \frac{N_S}{\sqrt{N_S + N_B}}, \quad (13)$$

where N_S and N_B are the neutrino events from UCMH and background respectively.

The fraction of UCMHs can be calculated using the following formula [26]

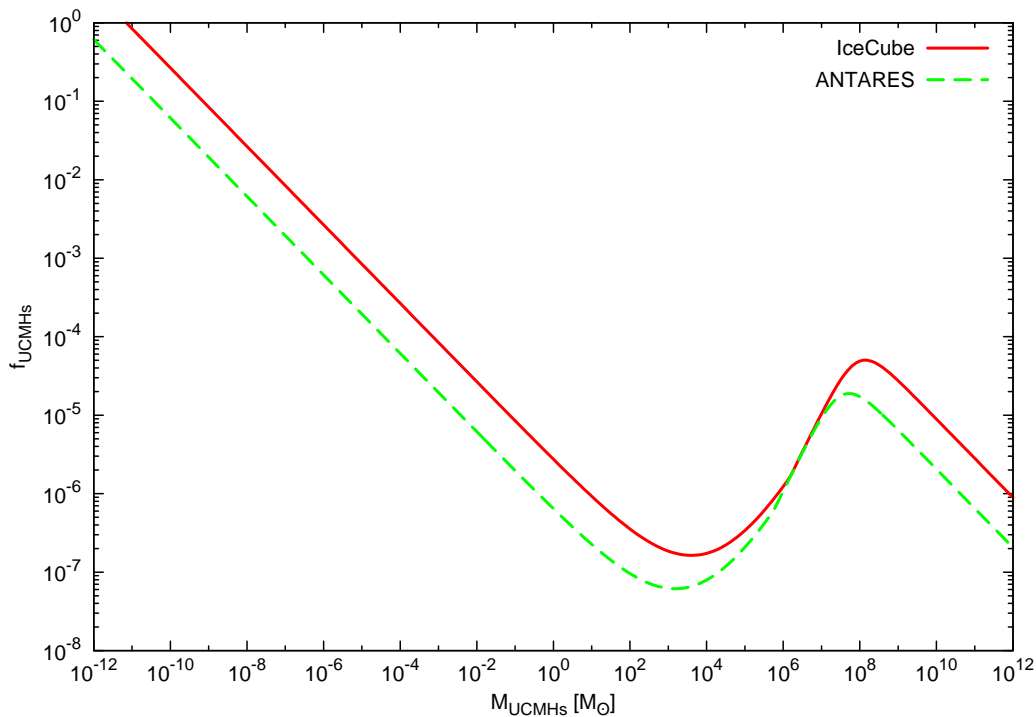


FIG. 2. Upper limits (95% C.L.) on the mass fraction of UCMHs for the downward-going tau neutrino flux for IceCube (red solid line) and ANTARES (green dashed line). Here we have set the dark matter mass $m_{\text{DM}} = 1\text{TeV}$ and the thermally averaged cross section $\langle\sigma v\rangle = 3 \times 10^{-26} \text{ cm}^3 \text{ s}^{-1}$. The annihilation channel is $\tau^+\tau^-$.

$$f_{\text{UCMHs}} = \frac{f_{\chi} M_{\text{UCMH}}^0}{M_{\text{MW}}} \frac{\log(1 - \frac{y}{x})}{\log(1 - \frac{M_{d < d_{\text{obs}}}}{M_{\text{MW}}})}, \quad (14)$$

where $M_{r < d_{\text{obs}}}$ is the mass within the radius d_{obs} which is the distance on which the neutrino signals from UCMH would be observed by the detector³. In this work, we use the NFW profile for the dark matter halo model of the Milky Way. Using the above equations, one can obtain the values of d_{obs} for 2σ statistical significance for a different mass of the UCMH. Then the limits on the fraction of UCMHs can be obtained using Eq. (14) and the results are shown in Fig. 2. These constraints are comparable to the previous results that are obtained using the gamma-ray flux, e.g. Ref. [26]. The background of ν_{τ} flux is lower than that of ν_{μ} flux, therefore, compared with previous works, the constraints are extended to the smaller mass⁴, $M_{\text{UCMH}} \sim 10^{-11} M_{\odot}$. Similar to the constraints on the basic parameters of the dark matter particle [9], for ANTARES, the constraints on the fraction of UCMHs are about 4 factors better than that of IceCube for the most mass ranges of UCMHs.

The constraints on the mass fraction of UCMHs can be used to get the limits on the amplitude of the primordial curvature perturbations, $\mathcal{P}_{\mathcal{R}}(k)$. Here we briefly review the main processes of calculations and one can refer to Refs. [25, 26] for more detailed discussions. As mentioned above, UCMHs can be formed if the early density perturbations are in the range of $0.001 \lesssim \delta\rho/\rho \lesssim 0.3$. If the initial perturbations are Gaussian, the fraction of UCMHs is related to the primordial density perturbations as

$$\Omega_{\text{UCMHs}} = \frac{2\Omega_{\text{DM}}}{\sqrt{2\pi}\sigma_H(R)} \frac{M_{\text{UCMHs}}(z=0)}{M_{\text{UCMHs}}(z=z_{\text{eq}})} \int_{\delta_{\text{min}}}^{\delta_{\text{max}}} \exp\left(-\frac{\delta_H^2(R)}{2\delta_H^2(R)}\right) d\sigma_H(R), \quad (15)$$

³ If the distance of UCMH is larger than the radius of Milky Way(MW), the mass within d_{obs} is written as [25, 32] $M_{d < d_{\text{obs}}} = \frac{4\pi}{3}(d_{\text{obs}}^3 - d_{\text{max}, \text{MW}}^3)\rho_{\text{DM}} + M_{\text{MW}}$, where M_{MW} is the mass of MW.

⁴ Considering the effect of kinetic decoupling of WIMP, there is the smallest mass of UCMH [26].

where δ_{\max} and δ_{\min} are the maximal and minimal values of density perturbations required for the formation of UCMHs and both of them depend on the redshift [26]. $\sigma_H(R)$ is related to the curvature perturbations as

$$\sigma_H^2(R) = \frac{1}{9} \int_0^\infty x^3 W^2(x) \mathcal{P}_{\mathcal{R}}(x/R) T^2(x/\sqrt{3}) dx, \quad (16)$$

where $W(x) = 3x^{-3}(\sin x - x \cos x)$ is the Fourier transform of the top-hat windows function with $x \equiv kR$. T is the transfer function describing the evolution of perturbations. Using the above equations, one can translate the limits on the mass fraction of UCMHs into the constraints on the amplitude of primordial curvature perturbations. The results are shown in Fig. 3. From this plot, one can find that the limits on the amplitude of primordial curvature perturbations are $\mathcal{P}_{\mathcal{R}}(k) \lesssim 2 \times 10^{-6}$ for the scales $3 \lesssim k \lesssim 4 \times 10^8 \text{ Mpc}^{-1}$. The results are comparable to that of previous works. The constraints on f_{UCMHs} for ANTARES are better than that of IceCube, therefore, as shown in Fig. 3, the limits on $\mathcal{P}_{\mathcal{R}}(k)$ are also better for the ANTARES.

There are several factors that can influence the final constraints. One is the inner density profile of the UCMH. Since the annihilation rate of the dark matter particles is proportional to the square number density, the inner density profile of the UCMH is very important for the production of neutrino flux caused by dark matter annihilation. The detailed discussions about this issue are given in Ref. [45]. In this work, for the center density profile, we have used Eq. (10) for our calculations and it is the result of dark matter annihilation. The main flaw of using Eq. (10) is that it neglects the infalling of dark matter particles after the annihilation [45]. Figure 4 shows the constraints on the fraction of UCMHs and amplitude of primordial curvature perturbations for different r_{\min} of UCMH. In this plot, we have simply set $r_{\min}/R_{\text{UCMH}} = 10^{-5}, 10^{-6}$ and 10^{-7} . For the constraints on the mass fraction of UCMHs, there are about 2 order differences for some mass range of UCMHs. There are also clear differences for the constraints on the amplitude of primordial curvature perturbations. Another very important factor that can affect the final constraints is the misidentification of events and the detector efficiency for tau leptons. Detailed discussions are given in Ref. [13]. As shown in Ref. [13], for the choice of reasonable parameters, compared with the case of no misidentification, the final constraints are about 1 order weaker.⁵ Besides these two factors, different dark matter annihilation channels also have significant impacts on the final results. In this paper, we have investigated four annihilation channels, $b\bar{b}, W^+W^-, \tau^+\tau^-$ and $\mu^+\mu^-$. The limits on f_{UCMHs} and $\mathcal{P}_{\mathcal{R}}(k)$ for different channels are shown in Fig. 5. From this plot, it can be seen that the better constraints are for the lepton channels, $\mu^+\mu^-$ and $\tau^+\tau^-$. The constraints on f_{UCMHs} are about 2 orders better for the $\mu^+\mu^-$ channel than that of the $b\bar{b}$ channel for some mass range of UCMHs. For the $\tau^+\tau^-$ channel, the limits on f_{UCMHs} are about a factor of 2 weaker than that of the $\mu^+\mu^-$ channel. Similar results can also be found for the limits on $\mathcal{P}_{\mathcal{R}}(k)$.

V. CONCLUSIONS

In this work, we have investigated the potential downward-going tau neutrino flux from UCMHs due to dark matter annihilation. Compared with muon neutrino flux the background of tau neutrino flux is smaller while the tau neutrino flux from UCMHs is the same order with the muon neutrino flux. With no detection of neutrino flux from UCMHs, we got the constraints on the mass fraction of UCMHs. The strongest limits are $f_{\text{UCMHs}} \lesssim 10^{-7}$ for the mass $M_{\text{UCMH}} \sim 10^4 M_\odot$. These results are comparable with previous works. Using the limits on the fraction of UCMHs we then got the constraints on the amplitude of primordial curvature perturbations on the scales of $3 \lesssim k \lesssim 4 \times 10^8 \text{ Mpc}^{-1}$. The strongest limits are $\mathcal{P}_{\mathcal{R}}(k) \lesssim 1.5 \times 10^{-7}$ at scale $k \sim 10^6 \text{ Mpc}^{-1}$. Compared with previous works, e.g. Ref. [25], the strongest constraints on $\mathcal{P}_{\mathcal{R}}(k)$ are comparable.⁶ In Ref. [25], the authors used the muon neutrino flux to get the constraints on $\mathcal{P}_{\mathcal{R}}(k)$ on scales $1 \lesssim k \lesssim 10^7 \text{ Mpc}^{-1}$. In this work, since the lower background of tau neutrino flux, the scales can be extended to $k \sim 10^8 \text{ Mpc}^{-1}$.

The dark matter annihilation rate is proportional to the square number density of dark matter particles, therefore, the center density profile of UCMHs is very important for the constraints on f_{UCMHs} and $\mathcal{P}_{\mathcal{R}}(k)$. The research on the center density profile of the UCMH is beyond the scope of this work and detailed discussions on this issue can be found in Ref. [45]. In this paper, in order to investigate the influences of different center density profile on the final constraints we simply considered three forms of center density profile of the UCMH. Specifically, we have set $r_{\min}/R_{\text{UCMH}} = 10^{-5}, 10^{-6}$ and 10^{-7} for the purpose. For these settings, there are about 2 orders differences for the constraints on f_{UCMHs} and also obvious differences for the constraints on $\mathcal{P}_{\mathcal{R}}(k)$. Another factor that can effect the

⁵ For detailed discussions one can refer to Ref. [13], e.g. the Fig. 10.

⁶ In Ref. [25], for the final constraints on $\mathcal{P}_{\mathcal{R}}(k)$, the authors have set $\delta_{\min} = 0.001$ for all scales to get the conservative constraints. In fact, the values of δ_{\min} depend on the redshift [26]. In this work, following the methods in Ref. [26], we used the redshift dependent values of $\delta_{\min}(z)$ for our calculations.

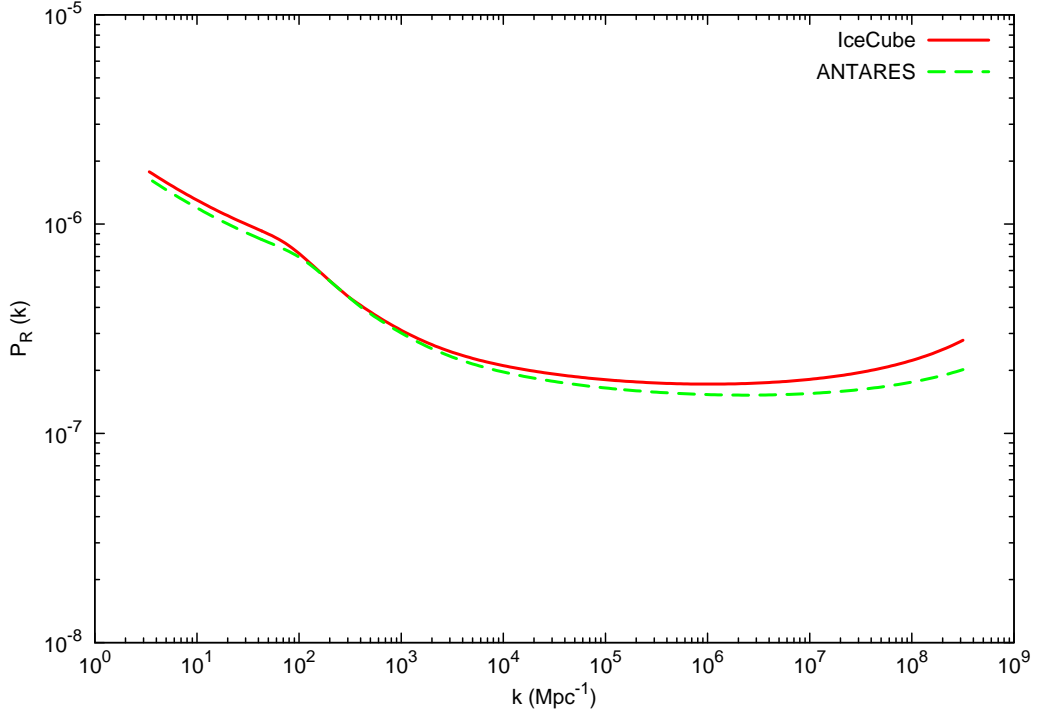


FIG. 3. Upper limits (95% C.L.) on the amplitude of the primordial curvature perturbations, $\mathcal{P}_{\mathcal{R}}(k)$, for scales $3 \lesssim k \lesssim 4 \times 10^8 \text{ Mpc}^{-1}$, for IceCube (red solid line) and ANTARES (green dashed line). The parameters of the dark matter particle are the same as Fig. 2.

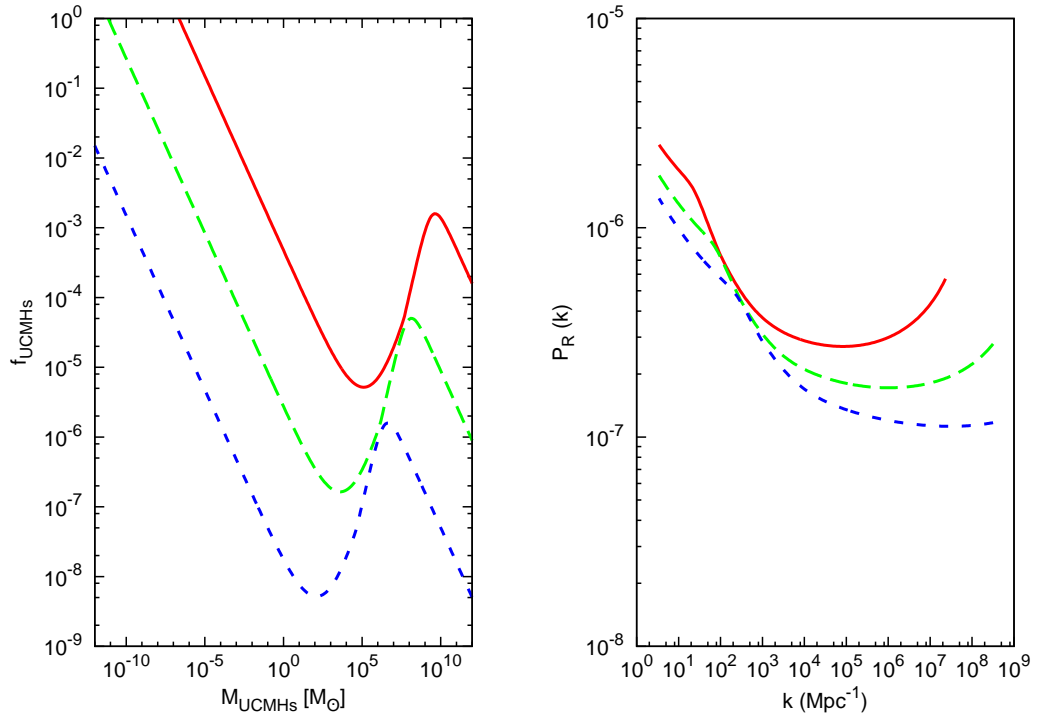


FIG. 4. Constraints on the mass fraction of UCMHs (left) and the amplitude of primordial curvature perturbations for the different center density profile (right), $r_{\text{min}}/R_{\text{UCMH}} = 10^{-5}$ (green long-dashed line), 10^{-6} (blue short-dashed line) and 10^{-7} (blue solid line). The parameters of the dark matter particle are the same as Fig. 2. Here we show the results for IceCube.

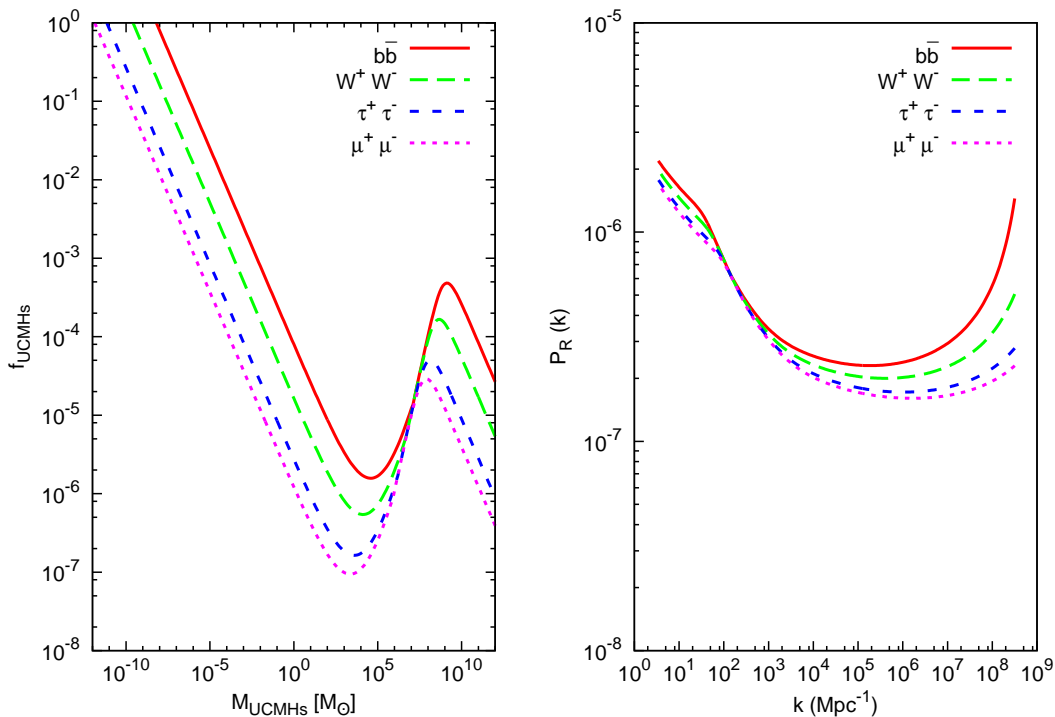


FIG. 5. Constraints on the mass fraction of UCMHs (left) and the amplitude of primordial curvature perturbations for different annihilation channels (right), $b\bar{b}$ (red solid line), W^+W^- (green long-dashed line), $\tau^+\tau^-$ (blue short-dashed line), $\mu^+\mu^-$ (purple dotted line). The parameters of the dark matter particle are the same as Fig. 2. For simplicity, we show the results for IceCube.

finals results is the misidentification of events. Detailed discussions can be found in Ref. [13]. According to their calculations, for the choice of reasonable parameters, there is about 1 order difference for the final constraints. Besides the above factors, different dark matter annihilation channels have also significant impacts on the final constraints. In order to investigate these impacts, we have set four channels for our calculations, $b\bar{b}$, W^+W^- , $\tau^+\tau^-$ and $\mu^+\mu^-$. We have found that for the limits on f_{UCMHs} the best results are from the $\mu^+\mu^-$ channel. There are no big differences between $\mu^+\mu^-$ and $\tau^+\tau^-$ channels. Similar results can also be found for the limits on $\mathcal{P}_{\mathcal{R}}(k)$.

ACKNOWLEDGMENTS

We thank Q. Yuan for very useful discussions and the anonymous referee for a very useful report. Yupeng Yang is supported by the National Science Foundation of China (Grants No.U1404114 and No.11505005).

-
- [1] G. Jungman, M. Kamionkowski, and K. Griest, Phys. Rept. **267**, 195 (1996), arXiv:hep-ph/9506380 [hep-ph].
 - [2] G. Bertone, D. Hooper, and J. Silk, Phys. Rept. **405**, 279 (2005), arXiv:hep-ph/0404175 [hep-ph].
 - [3] J. M. Gaskins, Contemp. Phys. **57**, 496 (2016), arXiv:1604.00014 [astro-ph.HE].
 - [4] M. Ackermann *et al.* (Fermi-LAT), JCAP **1509**, 008 (2015), arXiv:1501.05464 [astro-ph.CO].
 - [5] M. Ackermann *et al.* (Fermi-LAT), Phys. Rev. Lett. **107**, 241302 (2011), arXiv:1108.3546 [astro-ph.HE].
 - [6] W. Liu, X.-J. Bi, S.-J. Lin, and P.-F. Yin, Chin. Phys. **C41**, 045104 (2017), arXiv:1602.01012 [astro-ph.CO].
 - [7] P. Sandick, D. Spolyar, M. Buckley, K. Freese, and D. Hooper, Phys. Rev. D **81**, 083506 (2010).
 - [8] The IceCube Collaboration, ArXiv e-prints (2011), arXiv:1111.2738 [astro-ph.HE].
 - [9] S. Adrian-Martinez *et al.* (ANTARES), JCAP **1510**, 068 (2015), arXiv:1505.04866 [astro-ph.HE].
 - [10] A. Bottino, F. Donato, N. Fornengo, and S. Scopel, Phys. Rev. **D70**, 015005 (2004), arXiv:hep-ph/0401186 [hep-ph].
 - [11] A. Bottino, N. Fornengo, G. Mignola, and L. Moscoso, Astropart. Phys. **3**, 65 (1995), arXiv:hep-ph/9408391 [hep-ph].
 - [12] M. Blennow, M. Carrigan, and E. Fernandez Martinez, JCAP **1306**, 038 (2013), arXiv:1303.4530 [hep-ph].
 - [13] N. Fornengo and V. Niro, JHEP **11**, 133 (2011), arXiv:1108.2630 [hep-ph].

- [14] L. Covi, M. Grefe, A. Ibarra, and D. Tran, *JCAP* **0901**, 029 (2009), arXiv:0809.5030 [hep-ph].
- [15] J. Kumar, J. G. Learned, M. Sakai, and S. Smith, *Phys. Rev.* **D84**, 036007 (2011), arXiv:1103.3270 [hep-ph].
- [16] W.-L. Guo, *JCAP* **1601**, 039 (2016), arXiv:1511.04888 [hep-ph].
- [17] D. Xu (IceCube), *Proceedings, 38th International Conference on High Energy Physics (ICHEP 2016): Chicago, IL, USA, August 3-10, 2016*, PoS **ICHEP2016**, 452 (2016), arXiv:1702.05238 [astro-ph.HE].
- [18] J. Conrad, A. de Gouvea, S. Shalgar, and J. Spitz, *Phys. Rev.* **D82**, 093012 (2010), arXiv:1008.2984 [hep-ph].
- [19] A. Cuoco, G. Mangano, G. Miele, S. Pastor, L. Perrone, O. Pisanti, and P. D. Serpico, *JCAP* **0702**, 007 (2007), arXiv:astro-ph/0609241 [astro-ph].
- [20] R. Hlozek, J. Dunkley, G. Addison, J. W. Appel, J. R. Bond, C. S. Carvalho, S. Das, M. J. Devlin, R. Dnner, T. Essinger-Hileman, J. W. Fowler, P. Gallardo, A. Hajian, M. Halpern, M. Hasselfield, M. Hilton, A. D. Hincks, J. P. Hughes, K. D. Irwin, J. Klein, A. Kosowsky, T. A. Marriage, D. Marsden, F. Menanteau, K. Moodley, M. D. Niemack, M. R.olta, L. A. Page, L. Parker, B. Partridge, F. Rojas, N. Sehgal, B. Sherwin, J. Sievers, D. N. Spergel, S. T. Staggs, D. S. Swetz, E. R. Switzer, R. Thornton, and E. Wollack, *The Astrophysical Journal* **749**, 90 (2012).
- [21] A. M. Green and A. R. Liddle, *Phys. Rev. D* **56**, 6166 (1997).
- [22] M. Ricotti and A. Gould, *Astrophys. J.* **707**, 979 (2009), arXiv:0908.0735 [astro-ph.CO].
- [23] J. F. Navarro, C. S. Frenk, and S. D. M. White, *Astrophys. J.* **490**, 493 (1997), arXiv:astro-ph/9611107 [astro-ph].
- [24] P. Scott and S. Sivertsson, *Phys. Rev. Lett.* **103**, 211301 (2009), [Erratum: *Phys. Rev. Lett.* **105**, 119902(2010)], arXiv:0908.4082 [astro-ph.CO].
- [25] Y. Yang, G. Yang, and H. Zong, *Phys. Rev. D* **87**, 103525 (2013).
- [26] T. Bringmann, P. Scott, and Y. Akrami, *Phys. Rev. D* **85**, 125027 (2012).
- [27] Y. Yang, *Int. J. Mod. Phys. A* **29**, 1450194 (2014), arXiv:1501.00789 [astro-ph.CO].
- [28] F. Li, A. L. Ericckee, and N. M. Law, *Phys. Rev. D* **86**, 043519 (2012).
- [29] H. A. Clark, G. F. Lewis, and P. Scott, *Mon. Not. Roy. Astron. Soc.* **456**, 1394 (2016), arXiv:1509.02938 [astro-ph.CO].
- [30] S. Bird, H. V. Peiris, M. Viel, and L. Verde, *Monthly Notices of the Royal Astronomical Society* **413**, 1717 (2011).
- [31] J. L. Tinker, E. S. Sheldon, R. H. Wechsler, M. R. Becker, E. Rozo, Y. Zu, D. H. Weinberg, I. Zehavi, M. R. Blanton, M. T. Busha, and B. P. Koester, *The Astrophysical Journal* **745**, 16 (2012).
- [32] A. S. Josan, A. M. Green, and K. A. Malik, *Phys. Rev.* **D79**, 103520 (2009), arXiv:0903.3184 [astro-ph.CO].
- [33] T. K. Gaisser and M. Honda, *Ann. Rev. Nucl. Part. Sci.* **52**, 153 (2002), arXiv:hep-ph/0203272 [hep-ph].
- [34] M. Honda, T. Kajita, K. Kasahara, S. Midorikawa, and T. Sanuki, *Phys. Rev. D* **75**, 043006 (2007).
- [35] L. Pasquali and M. H. Reno, *Phys. Rev.* **D59**, 093003 (1999), arXiv:hep-ph/9811268 [hep-ph].
- [36] G. Ingelman and M. Thunman, *Phys. Rev.* **D54**, 4385 (1996), arXiv:hep-ph/9604288 [hep-ph].
- [37] C. Argelles, G. de Wasseige, A. Fedynitch, and B. Jones, *Journal of Cosmology and Astroparticle Physics* **2017**, 024 (2017).
- [38] K. C. Y. Ng, J. F. Beacom, A. H. G. Peter, and C. Rott, (2017), arXiv:1703.10280 [astro-ph.HE].
- [39] J. Edsj, J. Elefant, R. Enberg, and C. Niblaeus, *Journal of Cosmology and Astroparticle Physics* **2017**, 033 (2017).
- [40] H. Athar, F.-F. Lee, and G.-L. Lin, *Phys. Rev.* **D71**, 103008 (2005), arXiv:hep-ph/0407183 [hep-ph].
- [41] V. Berezhinsky, V. Dokuchaev, and Y. Eroshenko, *Phys. Rev.* **D68**, 103003 (2003), arXiv:astro-ph/0301551 [astro-ph].
- [42] M. Gosenca, J. Adamek, C. T. Byrnes, and S. Hotchkiss, (2017), arXiv:1710.02055 [astro-ph.CO].
- [43] E. Komatsu *et al.* (WMAP), *Astrophys. J. Suppl.* **180**, 330 (2009), arXiv:0803.0547 [astro-ph].
- [44] H. A. Clark, G. F. Lewis, and P. Scott, *Mon. Not. Roy. Astron. Soc.* **456**, 1402 (2016), [Erratum: *Mon. Not. Roy. Astron. Soc.* **464**, no.1, 955(2017)], arXiv:1509.02941 [astro-ph.CO].
- [45] V. S. Berezhinsky, V. I. Dokuchaev, and Y. N. Eroshenko, *Phys. Usp.* **57**, 1 (2014), [*Usp. Fiz. Nauk* **184**, 3(2014)], arXiv:1405.2204 [astro-ph.HE].
- [46] V. S. Berezhinsky, V. I. Dokuchaev, and Y. N. Eroshenko, *Phys. Usp.* **57**, 1 (2014), [*Usp. Fiz. Nauk* **184**, 3(2014)], arXiv:1405.2204 [astro-ph.HE].
- [47] L. Bergstrom, J. Edsjo, and P. Gondolo, *Phys. Rev.* **D55**, 1765 (1997), arXiv:hep-ph/9607237 [hep-ph].
- [48] G. Arcadi, M. Dutra, P. Ghosh, M. Lindner, Y. Mambrini, M. Pierre, S. Profumo, and F. S. Queiroz, (2017), arXiv:1703.07364 [hep-ph].
- [49] S. K. Mandal, M. R. Buckley, K. Freese, D. Spolyar, and H. Murayama, *Phys. Rev. D* **81**, 043508 (2010).
- [50] C. Wiebusch and for the IceCube Collaboration, *ArXiv e-prints* (2009), arXiv:0907.2263 [astro-ph.IM].
- [51] P. Coyle and C. W. James (ANTARES) (2017) arXiv:1701.02144 [astro-ph.HE].
- [52] Y. S. Jeong and M. H. Reno, *Phys. Rev.* **D82**, 033010 (2010), arXiv:1007.1966 [hep-ph].
- [53] Y.-S. Zhu, *HEPMP* **30**, 331 (2006), arXiv:0812.2708 [physics.data-an].