

Space-filling Design for Nonlinear Models

Chang-Han Rhee*, Enlu Zhou**, and Peng Qiu**

*Centrum Wiskunde & Informatica, Amsterdam, 1098XG, The Netherlands

**Georgia Institute of Technology², Atlanta, GA, 30332, USA

June 22, 2019

Abstract

Performing a computer experiment can be viewed as observing a mapping between the model parameters and the corresponding model outputs predicted by the computer model. In view of this, experimental design for computer experiments can be thought of as a reliable procedure for finding configurations of design points in the parameter space so that their images represent the manifold parametrized by such a mapping (i.e., computer experiments). Traditional space-filling design aims to achieve this goal by filling the parameter space with design points that are as “uniform” as possible in the parameter space. However, the resulting design points may be non-uniform in the model output space and hence fail to provide a reliable representation of the manifold, becoming highly inefficient or even misleading in case the computer experiments are non-linear. In this paper, we propose an iterative algorithm that fills in the model output manifold uniformly—rather than the parameter space uniformly—so that one could obtain a reliable understanding of the model behaviors with the minimal number of design points.

1 Introduction

By virtue of the immense computational capacity of modern computing machineries, experimentation via computer simulation has become an integral element of science and engineering. Due to its deterministic nature, however, designing computer simulation experiments requires a different approach from traditional design of physical experiments. A useful perspective is to view the given computer experiment as a function that maps a set of independent input variables to output variables (Figure 1). In view of this, one can regard a design of computer experiment as the exploration of a manifold parametrized by such a function. Interesting design questions can be answered by sampling from a given distribution on such a manifold.

Suppose that $f : A \subset \mathbb{R}^m \rightarrow \mathbb{R}^n$ is a mapping on a hypercube $A = \prod_{i=1}^m [x_{\min}^i, x_{\max}^i] \subseteq \mathbb{R}^m$; we assume that f possesses sufficient regularity so that the image $f(A)$ is an m -dimensional manifold

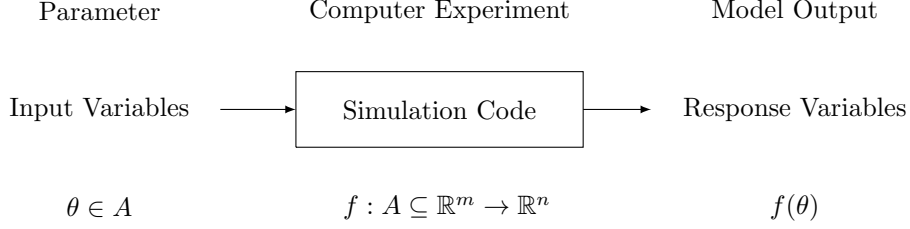


Figure 1: Computer experiments can be viewed as a function that maps input variables (parameters) to response variables (model outputs).

embedded in \mathbb{R}^n . Let \mathcal{M} denote this manifold. The goal of this paper is to develop a reliable and efficient computational procedure that finds configurations $\{x_1, \dots, x_n\} \subseteq A$ in the parameter space in such a way that $\{f(x_1), \dots, f(x_n)\}$ represent \mathcal{M} well. We will make it clear what we mean by this in rigorous mathematical statements in Section 2, but here we first explain the challenges and the objectives at an intuitive level through an illustrative example. Consider a mapping $f : A \subseteq \mathbb{R}^2 \rightarrow \mathbb{R}^3$

$$f(\theta_1, \theta_2) \triangleq \begin{pmatrix} e^{-\theta_1 t_1} + e^{-\theta_2 t_1} \\ e^{-\theta_1 t_2} + e^{-\theta_2 t_2} \\ e^{-\theta_1 t_3} + e^{-\theta_2 t_3} \end{pmatrix}$$

on $A = [0, 100]^2$ and the associated manifold

$$\mathcal{M} = \{(e^{-\theta_1 t_1} + e^{-\theta_2 t_1}, e^{-\theta_1 t_2} + e^{-\theta_2 t_2}, e^{-\theta_1 t_3} + e^{-\theta_2 t_3}) : \theta_1, \theta_2 \in [0, 100]\} \quad (1.1)$$

where $t_1 = 1$, $t_2 = 2$, $t_3 = 4$. Although this example is given in a closed-form formula for the purpose of illustration, a typical situation we would like to address in this paper is when the evaluation of f is only possible through an expensive black box simulation. Think of f as a model describing the dynamics of the system so that $f(\theta_1, \theta_2)$ is the model output given the parameter (θ_1, θ_2) . \mathcal{M} then can be viewed as all of the possible behaviors of the system from the parameters in A . Perhaps, the most straightforward way to investigate the model behavior—e.g., the shape and range of the manifold \mathcal{M} , the sensitivity of the model output in the input parameters, etc.—is to evaluate the mapping f at a large enough number of different parameters, say, $\{x_1, \dots, x_n\} \subseteq A$ so that they “cover” A sufficiently well and then observe $\{f(x_1), \dots, f(x_n)\}$. Traditional space-filling designs carefully construct design points $\{x_1, \dots, x_n\}$ in such a way that the parameter space A is “well covered” by $\{x_1, \dots, x_n\}$; see for example, [Santner et al. \(2013\)](#). While such a strategy can be a powerful means to study the manifolds, it should be noted that if f is parametrized in a highly nonlinear way so that the vast majority of the parameter space A is mapped into a small part of the manifold \mathcal{M} , then naïve choices of configuration $\{x_1, \dots, x_n\}$ can lead to not

only very inefficient computational procedures but also dangerously misleading observations. The manifold \mathcal{M} in (1.1) illustrates this point clearly. Figure 2 displays the samples generated on \mathcal{M} in two different ways. The left plot displays 5,000 samples $f(x_1), \dots, f(x_{5,000})$ where the x_i -s are generated uniformly on A according to the traditional principle, while the right plot displays 5,000 samples $f(x'_1), \dots, f(x'_{5,000})$ where x'_i -s are generated so that $f(x'_i)$ -s are uniformly distributed on \mathcal{M} . One can see that most of the x_i -s are mapped into a small fraction of \mathcal{M} in the left plot, and hence, $\{f(x_1), \dots, f(x_n)\}$ do not reflect the actual geometry of \mathcal{M} in a reliable way. If the output behavior that the naïve design points failed to capture in the left plot are undesirable behaviors (that the experimenter wants to avoid), then the experimenter may incorrectly conclude that the model is robust to the perturbation of the parameters and get a false sense of safety. On the other hand, if the missed output behaviors are desirable ones, then the experimenter will miss opportunities to discover and take advantage of the such model behaviors. This illustrates the potential danger in drawing conclusions from the observations based on blindly choosing uniform configurations in the parameter space without considering the behavior of the model f .

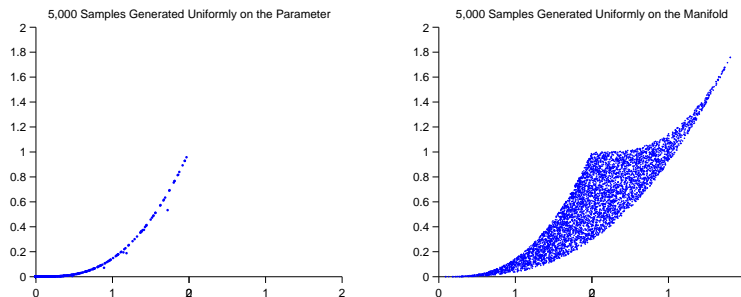


Figure 2: 5,000 samples generated uniformly on the parameter space A vs. uniformly on the manifold \mathcal{M} . Observations based on the left plot may lead to incorrect inferences. For many purposes, more reliable and informative configurations for such nonlinear models would be uniform (or other desired) distribution on \mathcal{M} rather than A .

In this paper, we propose computational procedures for generating configurations (design points) $\{x_1, \dots, x_n\}$ on A so that the resulting configuration $\{f(x_1), \dots, f(x_n)\}$ on \mathcal{M} is uniformly distributed (or according to other desired distributions) as in the right plot of Figure 2. The idea is to start with a random configuration, and then shift the configuration towards the target distribution by alternating between resampling in the model output space and perturbation in the parameter space. In the resampling step, the algorithm resamples the points in such a way that the points that belong to a densely populated region of \mathcal{M} are less likely to be resampled, while the points that belong to the sparse region of \mathcal{M} are more likely to be resampled so that the resulting samples are populated more uniformly. While this step pushes the empirical distribution of the design points toward the target distribution, it cannot be repeated to push the design points closer to the

target distribution since no new points in \mathcal{M} are discovered while some are discarded. To discover new regions of \mathcal{M} , the resampling step is followed by the perturbation step where each points are shifted around in such a way that the distribution of the shifted points are not too far away from the original distribution. The two steps are repeated until the configuration is sufficiently uniform on \mathcal{M} . We study the consistency and the convergence of the proposed algorithm in Kantorovich-Rubinstein distance. A numerical investigation (without convergence analysis) of the preliminary version of one of the algorithms discussed in this paper has been presented in [Rhee et al. \(2014\)](#).

It should be pointed out that our setting is different from the setting under which algorithms that generate uniform samples on manifolds based on random walks—such as hit-and-run [Boneh and Golan \(1979\)](#); [Smith \(1984\)](#) and shake-and-bake [Boender et al. \(1991\)](#), stochastic billiard [Dieker and Vempala \(2015\)](#), geodesic-walks [Lee and Vempala \(2016\)](#)—were developed; such algorithms work when the manifold is a convex set or the boundary of a convex set, and the manifold is specified by a set of constraints (eg. a polytope given by a system of linear inequalities), and hence, it is easy to tell whether a given point in \mathbb{R}^n (the ambient space in which the manifold is embedded) belongs to the manifold or not. On the other hand, in our setting, the manifold is not necessarily a convex set or the boundary of a convex set, and more importantly, we do not have a direct way to answer the membership inquiry.

The rest of the paper is organized as follows. Section 2 formulates the objectives of this paper in rigorous mathematical formulation and present our main algorithm. Section 3 analyzes the consistency and the convergence of the proposed algorithm. Section 4 provides the technical proofs of the results in Section 3. Section 5 examines the numerical behavior of our algorithm with a few illustrating examples including a systems biology model for enzymatic reaction networks.

2 Mathematical Formulation and Algorithm Description

Section 2.1 recalls the preliminary mathematical notions required to state the objectives of this paper, and Section 2.2 proposes the algorithm that achieves the objectives stated in Section 2.1.

2.1 Mathematical Formulation

Let $f : A \subset \mathbb{R}^m \rightarrow \mathbb{R}^n$ be a mapping on a hypercube $A = \prod_{i=1}^m [x_{\min}^i, x_{\max}^i] \subseteq \mathbb{R}^m$ and $\mathcal{M} \triangleq f(A)$ be the associated m -dimensional manifold embedded in \mathbb{R}^n . We assume that f is not analytically tractable but can be evaluated by a simulation code at arbitrary point in A . In particular, we are interested in the case where such evaluation requires significant computational resource. Our goal is to find a configuration $\{x_1, \dots, x_n\} \subseteq A$ for which the pairs $(x_1, f(x_1)), \dots, (x_n, f(x_n))$ provide reliable information regarding \mathcal{M} . In view of the discussion in Section 1, we wish to generate samples uniformly—in some sense—on the manifold \mathcal{M} . A natural notion of uniform distribution

on a manifold can be stated in terms of the Hausdorff measure. Recall that the m -dimensional Hausdorff measure is defined as

$$\mathcal{H}^m(B) = \lim_{\delta \rightarrow 0} \inf_{\substack{B \subseteq \cup S_i, \\ \text{diam}(S_i) \leq \delta}} \sum \Gamma_m \left(\frac{\text{diam}(S_i)}{2} \right)^m \quad (2.1)$$

where the infimum is over all countable coverings $\{S_i \subseteq \mathbb{R}^n : i \in I\}$ of B , $\text{diam}(S_i) \triangleq \sup\{|x - y| : x, y \in S_i\}$, and Γ_m is the volume of the m -dimensional unit ball. Note that \mathcal{H}_m is a natural generalization of Lebesgue measure, and if $m = n$, \mathcal{H}^m coincides with the m -dimensional Lebesgue measure; see, for example, [Federer \(1996\)](#) for more details.

As [Diaconis et al. \(2013\)](#) points out, the area formula (see, for example, Section 3.2.5 of [Federer 1996](#)) in geometric measure theory dictates how one should sample from a given density with respect to the Hausdorff measure.

Proposition 1. (Area Formula, [Federer 1996](#)) *If $f : \mathbb{R}^m \rightarrow \mathbb{R}^n$ is Lipschitz and $m \leq n$, for any measurable A and measurable $g : \mathbb{R}^n \rightarrow \mathbb{R}$,*

$$\int_A g(f(x)) J_m f(x) \lambda^m(dx) = \int_{\mathbb{R}^n} g(y) (\#\{A \cap f^{-1}(y)\}) \mathcal{H}^m(dy) \quad (2.2)$$

where λ^m denotes the m -dimensional Lebesgue measure, $\#S$ denotes the cardinality of the set S , and $J_k f$ is the k -dimensional Jacobian of f . In this special case where $k = m \leq n$, the k -dimensional Jacobian is equal to

$$J_m f(x) = \sqrt{\det(Df(x)^T Df(x))},$$

where $Df(x)$ is the differential of f at x

$$Df = \begin{pmatrix} \frac{\partial}{\partial x_1} f_1 & \frac{\partial}{\partial x_2} f_1 & \cdots & \frac{\partial}{\partial x_m} f_1 \\ \frac{\partial}{\partial x_1} f_2 & \frac{\partial}{\partial x_2} f_2 & \cdots & \frac{\partial}{\partial x_m} f_2 \\ \vdots & \vdots & \ddots & \vdots \\ \frac{\partial}{\partial x_1} f_n & \frac{\partial}{\partial x_2} f_n & \cdots & \frac{\partial}{\partial x_m} f_n \end{pmatrix}.$$

Now our goal can be formulated as sampling from a given distribution $\eta(\cdot)$ supported on the manifold \mathcal{M} . In particular, we assume that $\eta(\cdot)$ is absolutely continuous with respect to the Hausdorff measure on \mathcal{M} , and the density—i.e., Radon-Nikodym derivative—is μ , which is known up to a multiplicative constant. In view of the area formula (2.2), to generate samples from η , one can generate samples x_1, x_2, \dots in the parameter space from the density proportional to $\mu \circ f \cdot J_m f$ and then apply f to x_1, x_2, \dots to obtain the samples $f(x_1), f(x_2), \dots$ from the desired density on the manifold. To see why such a procedure generates samples from the desired distribution, pick $g(x) = \mu(x) I_B(x)$ for a given set B . Then from (2.2), $P(X \in f^{-1}(B)) = \int \mu \circ f(x) J_m f(x) I_{f^{-1}(B)}(x) dx =$

$\int \mu(y) I_B(y) \mathcal{H}^m(dy) = P(Y \in B)$, where Y is an \mathcal{M} -valued random variable with the density μ , and X is an A -valued random variable with density $\mu \circ f \cdot J_m f$. Since B was chosen arbitrarily, we see that $f(X)$ and Y have the same distribution. That is, if we sample X in A from the density $\mu \circ f \cdot J_m f$ (w.r.t. the Lebesgue measure), then $f(X)$ is a random variable in \mathcal{M} with density μ (w.r.t. the Hausdorff measure \mathcal{H}^m).

Sampling from a given density with respect to the Lebesgue measure is a classical topic that has been addressed by many traditional methods such as inversion, acceptance-rejection, and Markov chain Monte Carlo; in particular, Markov chain Monte Carlo algorithms such as Metropolis-Hastings provide powerful means to sample from analytically intractable densities; see for example [Asmussen and Glynn \(2007\)](#); [Liu \(2008\)](#); [Robert \(2004\)](#). However, it should be noted that our goal is different from the context where Markov chain Monte Carlo methods are typically deployed. Markov chain Monte Carlo algorithms produce samples that conform with the target distribution by rejecting many proposals that do not conform with the target distribution. Deciding whether or not to reject the proposal requires computation of likelihoods, which corresponds to performing computer experiments in our context. That is, if we use Markov chain Monte Carlo algorithms for our purpose, many computer experiments will have to be performed at the points that are not “right”. Considering that our goal is to find minimal design points that produce a robust representation of the manifold, this feature of Markov chain Monte Carlo approach defeats the purpose. Moreover, Markov chain Monte Carlo algorithms are typically designed to compute the integral of certain functions w.r.t. the given distribution, and hence, the conventional performance criteria such as effective sample size are concerned with the mean square error of such integrals. On the other hand, our goal is not merely computing integrals w.r.t. the target measure. Rather, our goal is to generate samples whose images cover the whole manifold \mathcal{M} so that they represent the manifold in reliable ways. Among the existing sampling techniques, what comes closest to our spirit is perhaps non-parametric importance sampling: [Zhang \(1996\)](#); [Givens and Raftery \(1996\)](#); [Kim et al. \(2000\)](#); [Zlochin and Baram \(2002\)](#). In fact, if the evaluation of the derivative of f is also available in addition to the evaluation of f itself, our algorithm can be simplified to a version which can be seen as a variant of non-parametric importance sampling algorithms. However, previous studies of such algorithms have been focused on computing a single test function by approximating the zero-variance importance sampling measure with kernel density proposal. In view of the above discussion, a more suitable performance measure in our context is the Kantorovich-Rubinstein distance (which is also known as Wasserstein distance of order 1). To the best of the authors’ knowledge, the convergence bound we establish for our algorithm in this paper is the first convergence analysis of non-parametric importance sampling type algorithms in terms of Kantorovich-Rubinstein distance.

We conclude this section with a brief review of Kantorovich-Rubinstein distance. Kantorovich-Rubinstein distance is the L^1 distance between the optimal coupling of the two random variables

whose marginal distributions coincide with the probability distributions. That is,

$$\mathcal{W}_1(\mu, \nu) \triangleq \inf_{\pi \in M(\mu, \nu)} \int_{A \times A} \|x - y\|_1 d\pi(x, y)$$

where $M(\mu, \nu)$ denotes the set of all joint probability measures on $A \times A$ with marginals μ and ν respectively. Obviously, this is equivalent to

$$\mathcal{W}_1(\mu, \nu) = \inf_{X, Y} \mathbf{E} \|X - Y\|_1$$

where the infimum is taken over all coupling of μ and ν . The following dual formula will be useful in the analysis of the modulus of continuity of the resampling step:

$$\mathcal{W}_1(\mu, \nu) = \sup \left\{ \int_A f(x) \mu(dx) - \int_A f(x) \nu(dx) : K_f \leq 1 \right\}$$

where K_f denotes the Lipschitz constant of f . Convergence in Kantorovich-Rubinstein distance implies weak convergence. See, for example, Chapter 6 of [Villani \(2008\)](#) for more details.

2.2 Algorithm Description

In this section, we propose an algorithm that generates a sequence of design points whose empirical distribution converges to the target distribution μ in Kantorovich-Rubinstein distance.

The main idea of our algorithm is to start with arbitrarily distributed samples and then repeat iterations consisting of a resampling step and a perturbation step so that the empirical distribution of the samples becomes closer and closer to the target distribution. The resampling step is designed to shift the current empirical distribution toward the target distribution by eliminating the samples in concentrated regions, and duplicating the samples in sparse regions; the perturbation step is designed to force the algorithm to explore new areas of the manifold while still respecting the information obtained through the previous iterations. More specifically, the algorithm works as follows. Fix N and k . At iteration 0, one starts with N (arbitrarily chosen) points x_1, \dots, x_N and their images y_1, \dots, y_N where $y_i \triangleq f(x_i)$ for $i = 1, \dots, N$. Let $B(y_i; r)$ denote the n -dimensional ball with radius r centered at y_i , and $\hat{r}(y_i)$ denote the k^{th} nearest neighborhood distance from y_i . That is, $\hat{r}(y_i) = \hat{r} \circ f(x_i) \triangleq \inf\{r > 0 : \#\{j : y_j \in B(y_i; r)\} \geq k\}$. For each $k > 0$, the k^{th} iteration consists of resampling step and perturbation step. In the resampling step, one computes the resampling weights G_i as follows:

$$G_i \triangleq \frac{\hat{r}^m \circ f(x_i) \cdot (\mu \circ f)(x_i)}{\sum_{l=1}^N \hat{r}^m \circ f(x_l) \cdot (\mu \circ f)(x_l)}, \quad \forall i = 1, \dots, N \quad (2.3)$$

where \hat{r}^m is the m^{th} power of \hat{r} . Then, the algorithm generates iid samples x'_1, \dots, x'_N in such a way that $\mathbf{P}(x'_i = x_j) = G_j$ for each $i, j = 1, \dots, N$. In the perturbation step, one starts with the samples x'_1, \dots, x'_N generated in the previous resampling step and construct a smoothed and regularized density

$$\frac{\min \left\{ b, q/\lambda^m(A) + (1-q)\frac{1}{N} \sum_{i=1}^N \zeta_h(x - x'_i) \right\}}{\int_A \min \left\{ b, q/\lambda^m(A) + (1-q)\frac{1}{N} \sum_{i=1}^N \zeta_h(s - x'_i) \right\} ds} \quad (2.4)$$

for some sufficiently large b . For each i , generate x_i from (2.4). To generate a sample from this density, the algorithm generates a proposal x^* uniformly (on A) with probability q , and according to $\frac{1}{N} \sum_{i=1}^N \zeta_h(x - x'_i)$ with probability $1 - q$. Set $\alpha = q/\lambda^m(A) + (1-q)\frac{1}{N} \sum_{i=1}^N \zeta_h(x - x'_i)$. Accept x^* —i.e., set $x_i = x^*$ —with probability $\max\{\alpha, \beta\}/\alpha$. If not accepted, reject x^* and repeat until some proposal is accepted so that x_i is set. When x_1, \dots, x_N are all generated from this procedure, one moves on to the resampling step of the next iteration. The whole procedure described so far is summarized in Algorithm 1.

In the rest of this section, we provide some intuition behind the design of Algorithm 1 and propose a simplified version Algorithm 2 in case the derivative of f can be evaluated in addition to the value of f itself. The resampling formula (2.3) can be understood as an approximate Boltzmann-Gibbs transformation. Suppose that x_1, \dots, x_N are the samples from the resampling step and we integrate a test function g w.r.t. the empirical measure $\eta_N = \frac{1}{N} \sum_{i=1}^N \delta_{f(x_i)}$ and compare it to the integral of g w.r.t. the target measure $\eta(dy) = \mu(y)\mathcal{H}^m(dy)$:

$$\sum_{i=1}^N \frac{\hat{r}^m(y_i)\mu(y_i)}{\sum_{j=1}^N \hat{r}^m(y_j)\mu(y_j)} g(y_i) - \int_{\mathcal{M}} g(y)\eta(dy). \quad (2.5)$$

Set the potential \hat{G} as

$$\hat{G}(y) \triangleq \mu(y)\Gamma_m \hat{r}^m(y)/(k/N) \triangleq \mu(y)/\hat{p}_Y(y)$$

where \hat{p}_Y can be viewed as the k -nearest neighbor approximate density of y_i 's and denote the empirical distribution of y_i 's with $\hat{\eta} = \frac{1}{N} \sum_{i=1}^N \delta_{y_i}$. Recall that the Boltzmann-Gibbs transformation $\Psi_G(\eta)$ of η w.r.t. the potential G is defined as a measure such that

$$\Psi_G(\eta)(dy) \triangleq \frac{G(y)\eta(dy)}{\int G(y)\eta(dx)}.$$

Note that the first term in (2.5) can be viewed as the expectation of g with respect to the measure obtained by applying the Boltzmann-Gibbs transformation to $\hat{\eta}$ with respect to the potential \hat{G} . If

Algorithm 1 Iterative Algorithm without Derivative

Generate N samples $x_1, \dots, x_N \in A$ from an initial distribution p_0 ;

while $\hat{\eta}$ changes notably **do**

$\{x'_1, \dots, x'_N\} \leftarrow \text{RESAMPLE}(\{x_1, \dots, x_N\})$;

$\{x_1, \dots, x_N\} \leftarrow \text{PERTURB}(\{x'_1, \dots, x'_N\})$;

$\hat{\eta} \leftarrow \frac{1}{N} \sum_{i=1}^N \delta_{f(x_i)}$;

end while

return $\hat{\eta}$

function RESAMPLE($\{x_1, \dots, x_N\}$)

$y_i \leftarrow f(x_i),$ $i = 1, \dots, N$;

$\hat{r}_i \leftarrow k\text{-NN distance from } y_i,$ $i = 1, \dots, N$;

$G_i \leftarrow \hat{r}_i^m \cdot \mu(y_i) / (\sum_{l=1}^n \hat{r}_l^m \cdot \mu(y_l)),$ $i = 1, \dots, N$;

for $i = 1 : N$ **do**

 Sample x'_i in such a way that $\mathbf{P}(x'_i = x_l) = G_l, \forall l = 1, \dots, N$;

end for

return $\{x'_1, \dots, x'_N\}$;

end function

function PERTURB($\{x'_1, \dots, x'_N\}$)

for $i = 1 : N$ **do**

while x_i is not accepted **do**

 With probability q , draw x^* uniformly from A ;

 With probability $1 - q$, draw x^* from the density $q/|A| + (1 - q)\frac{1}{n} \sum_{l=1}^n \zeta_h(x - x'_l)$;

$a \leftarrow q/|A| + (1 - q)\frac{1}{n} \sum_{l=1}^n \zeta_h(x^* - x'_l)$;

 Accept x^* and set $x_i = x^*$ with probability $\frac{\min\{a, b\}}{a}$;

end while

end for

return $\{x_1, \dots, x_N\}$;

end function

we set the potential G to be

$$G(y) = \lim_{N, k \rightarrow \infty, k/N \rightarrow 0} \mu(y) \Gamma_m r_{k,N}(y)^m / (k/N) = \mu(y) / p_Y(y),$$

where $r_{k,N}(\cdot)$ is the diameter of the ball that contains the k/N fraction of y_i 's distribution, i.e., for each y_0 ,

$$\int_{B(y_0; r_{k,N}(y_0))} p_Y(y) \mathcal{H}^m(dy) = k/N,$$

and p_Y is the density of y_i 's:

$$p_Y(y) = \lim_{\epsilon \rightarrow 0} \frac{\mathbf{P}(y_1 \in B(y; \epsilon))}{\mathcal{H}^m(B(y; \epsilon))}.$$

Note that \hat{r} approximates $r_{k,N}$ and the second term in (2.5) can be interpreted as the expectation of g with respect to the measure obtained by applying the Boltzmann-Gibbs transformation to $\eta(dy) \triangleq p_Y(y) \mathcal{H}^m(dy)$ with respect to the potential G . Therefore, (2.5) can be re-written as

$$\Psi_{\hat{G}}(\hat{\eta})g - \Psi_G(\eta)g.$$

In view of this, if $\hat{\mu}$ is a good approximation of μ and \hat{G} is a good approximation of G , we expect that the difference is small. Since this is independent of g , this suggests that the empirical measure $\hat{\eta}$ resulting from the resampling step should be a good approximation of η , which explains, at an intuitive level, why the resampling formula works.

Finally, note that if we let ξ be the probability measure (on $A \subset \mathbb{R}^m$) with density $\mu \circ f \cdot J_m f$, i.e.,

$$\frac{d\xi}{d\lambda^m}(x) = (\mu \circ f(x)) \cdot (J_m f(x)), \quad (2.6)$$

then ξ is the target measure on the parameter space. In other words, if $X \sim \xi$, then $f(X) \sim \eta$. It should also be noted that $(\hat{r}^m \circ f \cdot \mu \circ f)$ in (2.3) can be regarded as an (normalized) approximation of $(\mu \circ f \cdot J_m f \cdot \iota)$ where $1/\iota$ is the density from which x_i -s are sampled from. In view of this, in case one can readily evaluate $J_m f$, a simplified version of Algorithm 1 can be implemented by replacing $(\hat{r}^m \circ f \cdot \mu \circ f)$ in (1) with $(\mu \circ f \cdot J_m f \cdot \iota)$. In this case, the perturbation step can also be simplified; it is not necessary to clip the sampling density in the perturbation step at level β . Such a simplified version of the algorithm is summarized in Algorithm 2.

3 Consistency and Convergence Analysis

In this section, we provide sufficient conditions for the convergence of the proposed algorithms. We make the following assumptions:

Algorithm 2 Iterative Algorithm with Derivative

Generate N samples $x_1, \dots, x_N \in A$ from an initial distribution p_0 ;

while $\hat{\eta}$ changes notably **do**

$\{x'_1, \dots, x'_N\} \leftarrow \text{RESAMPLE}(\{x_1, \dots, x_N\})$;

$\{x_1, \dots, x_N\} \leftarrow \text{PERTURB}(\{x'_1, \dots, x'_N\})$;

$\hat{\eta} \leftarrow \frac{1}{N} \sum_{i=1}^N \delta_{f(x_i)}$;

end while

return $\hat{\eta}$

function RESAMPLE($\{x_1, \dots, x_N\}$)

$\mu_i \leftarrow \mu \circ f(x_i)$ $i = 1, \dots, N$;

$J_i \leftarrow J_m f(x_i)$ $i = 1, \dots, N$;

$\iota_i \leftarrow (q/|A| + (1-q)\frac{1}{N} \sum_{l=1}^N \zeta_h(x_i - x'_l))^{-1}$, $i = 1, \dots, N$;

$G_i \leftarrow \mu_i \cdot J_i \cdot \iota_i / (\sum_{l=1}^N \mu_i \cdot J_i \cdot \iota_l)$, $i = 1, \dots, N$;

for $i = 1 : N$ **do**

 Sample x'_i in such a way that $\mathbf{P}(x'_i = x_l) = G_l, \forall l = 1, \dots, N$;

end for

return $\{x'_1, \dots, x'_N\}$;

end function

function PERTURB($\{x'_1, \dots, x'_N\}$)

for $i = 1 : N$ **do**

 With probability q , draw x^* uniformly from A ;

 With probability $1 - q$, draw x^* from the density $q/|A| + (1-q)\frac{1}{n} \sum_{l=1}^n \zeta_h(x - x'_l)$;

end for

return $\{x_1, \dots, x_N\}$;

end function

A1. f is $C_b^2(A)$;

A2. $\partial_i J_m f$ vanishes on the boundary of A for each $i = 1, \dots, m$.

The above conditions are imposed for the purpose of facilitating the convergence proof. We expect that Algorithm 1 and Algorithm 2 are consistent under much more general conditions. Our goal in this section is to show that the empirical distribution of the points $\{x_1, \dots, x_N\}$ produced by Algorithm 2 “converges” to the target distribution ξ in \mathcal{W}_1 as the number of samples N and the iterations j grow. The precise statement will be given in Theorem 1. The consistency analysis of Algorithm 1 is more involved. We provide a discussion of Algorithm 1 in Appendix A. Before starting the analysis, we introduce some notation. Consider a smooth and symmetric kernel ζ supported on $B(0; 1)$ —such as biweight kernel, triweight kernel, tricube kernel, etc.—and set

$$\tilde{\zeta}_h(x; y) \triangleq \tilde{\zeta}_h^{(m)}(x; y)$$

where $\tilde{\zeta}_h^{(0)}(x; y) \triangleq \zeta_h(x - y) \triangleq \frac{1}{h^m} \zeta\left(\frac{x - y}{h}\right)$ and $\tilde{\zeta}_h^{(i)}$ are defined recursively for $i = 1, \dots, m$ as

$$\tilde{\zeta}_h^{(i+1)}(x; y) = \tilde{\zeta}_h^{(i)}(x; y) + \tilde{\zeta}_h^{(i)}(x; \text{refl}_{\min}(y; i + 1)) + \tilde{\zeta}_h^{(i)}(x; \text{refl}_{\max}(y; i + 1)),$$

where $x = (x^1, \dots, x^m)^T$, $y = (y^1, \dots, y^m)^T$, and

$$\text{refl}_{\min}(y; i) \triangleq \begin{pmatrix} y^1 \\ \vdots \\ y^{i-1} \\ 2x_{\min}^i - y^i \\ y^{i+1} \\ \vdots \\ y^m \end{pmatrix} \quad \text{and} \quad \text{refl}_{\max}(y; i) \triangleq \begin{pmatrix} y^1 \\ \vdots \\ y^{i-1} \\ -y^i + 2x_{\max}^i \\ y^{i+1} \\ \vdots \\ y^m \end{pmatrix}.$$

In simple words, we are defining these kernels with reflection at the boundary. That is, if $A = [0, 1]$, we fill in $[-1, 0]$ with the mirror images of the points on $[0, 1]$ (axis of reflection: $x = 0$) and also fill in $[1, 2]$ with the mirror images of the points on $[0, 1]$ (axis of reflection: $x = 1$) so that the data does not abruptly disappear outside of the boundary. This eliminates the boundary effect in the sense that the resulting kernel density estimation is consistent on the boundary. Note that for x, y such that $|x - y| > h$,

$$\tilde{\zeta}_h(x; y) = 0,$$

and for any $x \in A$,

$$\int_A \tilde{\zeta}_h(x; y) dy = 1.$$

For the purpose of the analysis, it is convenient to decompose each iteration of Algorithm 2 into four smaller conceptual pieces—smoothing step, smoothed sampling step, reweighting step, reweighted sampling step—and to rearrange them. At the beginning of the $(j + 1)^{\text{th}}$ iteration, the algorithm starts with the empirical distribution $\hat{\xi}^{[j]} \triangleq \frac{1}{N} \sum_{i=1}^N \delta_{X_i^{[j]}}$ of samples $X_1^{[j]}, \dots, X_N^{[j]}$ from the previous iteration; in the first step (smoothing step) of the iteration, the algorithm produces a probability density $\xi^{[j+1/2]}$ by smoothing and regularizing the empirical measure $\hat{\xi}^{[j]}$; in the second step (smoothed sampling step), the algorithm generates iid samples $X_1^{[j+1/2]}, \dots, X_N^{[j+1/2]}$ from $\xi^{[j+1/2]}$ to obtain the empirical measure $\hat{\xi}^{[j+1/2]} \triangleq \frac{1}{N} \sum_{i=1}^N \delta_{X_i^{[j+1/2]}}$; in the third step (reweighting step), the algorithm adjusts weights of the each probability mass of the empirical distribution to get a new distribution $\xi^{[j+1]} \triangleq \frac{1}{N} \sum_{i=1}^N w_i \delta_{X_i^{[j+1/2]}}$, which has the same support as $\hat{\xi}^{[j+1/2]}$ but shifted (via redistribution of the weights w_i 's) toward the target distribution; in the fourth step (reweighted sampling step), the algorithm generates samples $X_1^{[j+1]}, \dots, X_N^{[j+1]}$ from $\xi^{[j+1]}$ and constructs a new empirical distribution $\hat{\xi}^{[j+1]}$. (Note that for design points $X_i^{[j]}$, we are using the superscript with square bracket to denote the index of the iteration and the subscript to denote the index of the sample within the iteration.) The first two steps correspond to the perturbation step in Algorithm 2 and last two steps correspond to the resampling step in Algorithm 2. Schematically, the process can be summarized as follows:

$$\begin{array}{llllllll}
0^{\text{th}} \text{ iteration:} & & & & \hat{\xi}^{[-1/2]} & \xrightarrow{\text{reweighting}} & \xi^{[0]} & \xrightarrow{\text{sampling}} & \hat{\xi}^{[0]} \\
1^{\text{nd}} \text{ iteration:} & \hat{\xi}^{[0]} & \xrightarrow{\text{smoothing}} & \xi^{[0+1/2]} & \xrightarrow{\text{sampling}} & \hat{\xi}^{[0+1/2]} & \xrightarrow{\text{reweighting}} & \xi^{[1]} & \xrightarrow{\text{sampling}} & \hat{\xi}^{[1]} \\
2^{\text{rd}} \text{ iteration:} & \hat{\xi}^{[1]} & \xrightarrow{\text{smoothing}} & \xi^{[1+1/2]} & \xrightarrow{\text{sampling}} & \hat{\xi}^{[1+1/2]} & \xrightarrow{\text{reweighting}} & \xi^{[2]} & \xrightarrow{\text{sampling}} & \hat{\xi}^{[2]} \\
& \vdots & & & & & & & &
\end{array}$$

where $\hat{\xi}^{[-1/2]}$ is the empirical distribution of an arbitrary initial samples. A typical choice would be i.i.d. uniform samples from A . The precise description of the four steps is as follows: to generate samples from the target measure ξ on the parameter space A , (or equivalently, η on the manifold \mathcal{M}),

- At iteration 0, we skip the smoothing and smoothed sampling step, and start directly with an arbitrary initial samples $X_1^{[-1/2]}, \dots, X_N^{[-1/2]}$. (Then we proceed to the reweighting step and the reweighted sampling step.)
- At iteration $j + 1$, we start with an empirical distribution $\hat{\xi}^{[j]}$ of the samples $X_1^{[j]}, \dots, X_N^{[j]}$ from the previous iteration

$$\hat{\xi}^{[j]} \triangleq \frac{1}{N} \sum_{i=1}^N \delta_{X_i^{[j]}}.$$

Now, for suitably chosen parameters h and q (whose choice will be discussed later in this

section and Section 5),

Step 1) Smooth out the empirical distribution $\hat{\xi}^{[j]}$ with ζ_h to get $\tilde{\xi}^{[j+1/2]}$

$$\frac{d\tilde{\xi}^{[j+1/2]}}{d\lambda^m}(x) \triangleq \frac{1}{N} \sum_{i=1}^N \tilde{\zeta}_h(x; X_i^{[j]}).$$

Set $\xi^{[j+1/2]}$ as a mixture of the uniform distribution (on A) and $\tilde{\xi}^{[j+1/2]}$ with probability q and $1 - q$, respectively:

$$\frac{d\xi^{[j+1/2]}}{d\lambda^m}(x) \triangleq q/\lambda^m(A) + (1 - q) \frac{1}{N} \sum_{i=1}^N \tilde{\zeta}_h(x; X_i^{[j]})$$

where $\lambda^m(A)$ denotes the m dimensional volume of A .

Step 2) Generate (for example, via acceptance-rejection) iid samples $X_1^{[j+1/2]}, \dots, X_N^{[j+1/2]}$ from $\xi^{[j+1/2]}$ and set $\hat{\xi}^{[j+1/2]}$ to be the empirical distribution of the generated samples:

$$\hat{\xi}^{[j+1/2]} \triangleq \frac{1}{N} \sum_{i=1}^N \delta_{X_i^{[j+1/2]}}.$$

Step 3) Evaluate f and $J_m f$ at $X_i^{[j]}$ -s and re-distribute the weights as follows:

$$\xi^{[j+1]} \triangleq \sum_{i=1}^N \frac{(\mu \circ f \cdot J_m f \cdot \iota)(X_i^{[j+1/2]})}{\sum_{l=1}^N (\mu \circ f \cdot J_m f \cdot \iota)(X_l^{[j+1/2]})} \delta_{X_i^{[j+1/2]}}, \quad (3.1)$$

where $\iota \triangleq d\lambda^m/d\xi^{[j+1/2]}$ is the reciprocal of the density of $\xi^{[j+1/2]}$ w.r.t. the Lebesgue measure. Recall that μ is the Radon-Nikodym derivative of the target distribution η .

Step 4) Generate iid samples $X_1^{[j+1]}, \dots, X_N^{[j+1]}$ from $\xi^{[j+1]}$ to get an empirical distribution

$$\hat{\xi}^{[j+1]} \triangleq \frac{1}{N} \sum_{i=1}^N \delta_{X_i^{[j+1]}}$$

- Repeat step 1)-4) to get $\hat{\xi}^{[j+2]}, \hat{\xi}^{[j+3]}, \dots$

The main result of this section is that the above algorithm is consistent. Let

$$\alpha(N) \triangleq \begin{cases} N^{-1/2} & \text{if } m = 1 \\ N^{-1/2} \log(N+1) & \text{if } m = 2 \\ N^{-1/m} & \text{o.w.} \end{cases}$$

Let c be the constant from Proposition 2 that depends only on $\|d\xi/d\lambda^m\|_\infty$, $\|d\xi/d\lambda^m\|_{\text{Lip}}$, $\|\nabla(d\xi/d\lambda^m)\|_{\text{Lip}}$, q , and m .

Theorem 1. *Suppose that h is chosen in such a way that*

$$\limsup_{N \rightarrow 0} c\alpha(N)(D^2V^2(\|\zeta_h\|_{\text{Lip}} + \|\nabla\zeta_h\|_{\text{Lip}}) + DV\|\zeta_h\|_{\text{Lip}}) < 1.$$

Algorithm 2 is consistent in the sense that the Kantorovich-Rubinstein distance between the output $\hat{\xi}^{[j]}$ and the target measure ξ converges to 0 in L_1 as $N \rightarrow \infty$ and $j \rightarrow \infty$. More specifically, if we write $D = \text{diam}(A)$ and $V = \lambda^m(A)$, then

$$\begin{aligned} \mathbf{E} \mathcal{W}_1(\hat{\xi}^{[j]}, \xi) &\leq \frac{c\alpha(N)((D^2V^2 + DV)h + (2D + D^2V))}{1 - c\alpha(N)(D^2V^2(\|\zeta_h\|_{\text{Lip}} + \|\nabla\zeta_h\|_{\text{Lip}}) + DV\|\zeta_h\|_{\text{Lip}})} \\ &\quad + \left(c\alpha(N)(D^2V^2(\|\zeta_h\|_{\text{Lip}} + \|\nabla\zeta_h\|_{\text{Lip}}) + DV\|\zeta_h\|_{\text{Lip}})\right)^j \mathbf{E} \mathcal{W}_1(\hat{\xi}^{[0]}, \xi). \end{aligned} \quad (3.2)$$

We defer the proof of Theorem 1 to Section 4 and conclude this section with a few remarks regarding the implications of the theorem.

Note first that $\hat{\xi}^{[j]}$ will approach ξ rapidly at the beginning and then linger around ξ as j increases. In view of this, one should choose the number of iterations j in such a way that the two terms in (3.2) are of the same order. That is, for a given N , j should be chosen roughly at around

$$\frac{\log \mathcal{W}_1(\hat{\xi}^{[0]}, \xi) - \log \left(c\alpha(N)((D^2V^2 + DV)h + (2D + D^2V)) \right)}{-\log \left(c\alpha(N)(D^2V^2(\|\zeta_h\|_{\text{Lip}} + \|\nabla\zeta_h\|_{\text{Lip}}) + DV\|\zeta_h\|_{\text{Lip}}) \right)}. \quad (3.3)$$

If j is much smaller than (3.3), the second term will dominate the error while it can be reduced geometrically and hence losing opportunities to reduce the total error efficiently; on the other hand, if j is much larger than (3.3), the first term will dominate the error and hence one will waste extra efforts without much gain in terms of the error. Note also that if the starting configuration $\hat{\xi}^{[0]}$ is reasonably close to ξ to begin with, Algorithm 2 will require very small number of iterations before it stabilizes. This is consistent with our numerical experiences reported in Section 5.

There is a tradeoff between choosing h small and large. Note that the limit supremum condition in Theorem 1 requires that h should not decrease to 0 too fast compared to the rate at which the size N of samples grow. On the other hand, in case D and V are large (for example, as in our Example 3, where $D = 100\sqrt{2}$ and $V = 10,000$), the error that does not decrease at a geometric rate w.r.t. the number of iterations—i.e., the first term in (3.3)—will be more or less proportional to $cD^2V^2\alpha(N)h$ for the practical range of values of N , and hence, small h is desired. That is, larger h allows to make sure that the algorithm is stable w.r.t. the iterations and for smaller number of samples N ; smaller h allows one to reduce the final error of the algorithm after a sufficiently large

number of iterations.

Finally, while our convergence bound is explicit, such explicitness seems to come at the expense of tight asymptotics. Note that $\|\zeta_h\|_{\text{Lip}}$ and $\|\nabla\zeta_h\|_{\text{Lip}}$ are typically of order h^{-m-1} and h^{-m-2} , respectively. That is, h should not decrease to 0 at a faster rate than $N^{-\frac{1}{m(m+2)}}$ to satisfy the limit supremum condition. This is a very slow rate even for moderately large m 's, and we expect that the algorithm would be stable for h 's that decreases faster than such a rate guaranteed by Theorem 1. The practical choice of h and q will be further discussed in Section 5.

4 Proofs

This section provides the proof of Theorem 1. For the notational convenience, we adopt the (common) convention that for a function $h : A \rightarrow \mathbb{R}$ and a measure μ on A ,

$$\mu h = \int_A h(y) \mu(dy).$$

The proof of Theorem 1 hinges critically on the following proposition.

Proposition 2. *Then, there exists a constant c that depends only on $\|d\xi/d\lambda^m\|_\infty$, $\|d\xi/d\lambda^m\|_{\text{Lip}}$, $\|\nabla(d\xi/d\lambda^m)\|_{\text{Lip}}$, q , and m such that*

$$\begin{aligned} \mathbf{E} \mathcal{W}_1(\xi^{[j+1]}, \xi) &\leq c\alpha(N) (D^2 V^2 (\|\zeta_h\|_{\text{Lip}} + \|\nabla\zeta_h\|_{\text{Lip}}) + DV \|\zeta_h\|_{\text{Lip}}) \mathbf{E} \mathcal{W}_1(\xi^{[j]}, \xi) \\ &\quad + c\alpha(N) ((D^2 V^2 + DV)h + (D + D^2 V)) \end{aligned}$$

where $D = \text{diam}(A)$ and $V = \lambda^m(A)$.

Note that $\xi^{[j+1]} = \Psi_G(\hat{\xi}^{[j+1/2]})$ and $\xi = \Psi_G(\xi^{[j+1/2]})$ where $G = (d\xi/d\lambda^m)/(d\xi^{[j+1/2]}/d\lambda^m)$. In view of this, it is important to understand how smooth $\Psi_G(\nu)$ is w.r.t. ν in terms of \mathcal{W}_1 distance. Lemma 1 provides a useful bound in this regard, and it turns out that the bound involves quantities $\|d\xi/d\xi^{[j+1/2]}\|_\infty$ and $\|d\xi/d\xi^{[j+1/2]}\|_{\text{Lip}}$. Lemma 2 provides estimates for these quantities. Before proving Proposition 2, we first establish these key lemmas.

Lemma 1.

$$\mathcal{W}_1(\xi^{[j+1]}, \xi) \leq (\|d\xi/d\xi^{[j+1/2]}\|_\infty + 2 \text{diam}(A) \cdot \|d\xi/d\xi^{[j+1/2]}\|_{\text{Lip}}) \mathcal{W}_1(\xi^{[j+1/2]}, \hat{\xi}^{[j+1/2]}). \quad (4.1)$$

Proof. We first observe that from the generic bound $\|fg\|_{\text{Lip}} \leq \|g\|_{\infty} \cdot \|f\|_{\text{Lip}} + \|f\|_{\infty} \cdot \|g\|_{\text{Lip}}$,

$$\begin{aligned}
& \sup\{\nu(Gf) - \lambda(Gf) : \|f\|_{\text{Lip}} \leq 1, f(x^0) = 0\} \\
&= \sup_{f: \|f\|_{\text{Lip}} \leq 1, f(x^0) = 0} \|Gf\|_{\text{Lip}} \left\{ \nu\left(\frac{Gf}{\|Gf\|_{\text{Lip}}}\right) - \lambda\left(\frac{Gf}{\|Gf\|_{\text{Lip}}}\right) \right\} \\
&\leq (\|G\|_{\infty} + \text{diam}(A) \cdot \|G\|_{\text{Lip}}) \sup_{f: \|f\|_{\text{Lip}} \leq 1, f(x^0) = 0} \{\nu(f) - \lambda(f)\} \\
&= (\|G\|_{\infty} + \text{diam}(A) \cdot \|G\|_{\text{Lip}}) \mathcal{W}_1(\nu, \lambda).
\end{aligned} \tag{4.2}$$

Note also that for general measures ν and λ , a general potential G , and a general function f ,

$$\begin{aligned}
\Psi_G(\nu)f - \Psi_G(\lambda)f &= \frac{\nu(Gf)}{\nu(G)} - \frac{\lambda(Gf)}{\lambda(G)} \\
&= \frac{(\lambda(G) - \nu(G))\nu(Gf) + \nu(G)(\nu(Gf) - \lambda(Gf))}{\nu(G)\lambda(G)} \\
&= \frac{(\lambda - \nu)(G)\Psi_G(\nu)f + (\nu - \lambda)(Gf)}{\lambda(G)}.
\end{aligned} \tag{4.3}$$

Now, fixing (arbitrarily chosen) $x^0 \in A$ and using (4.2) and (4.3),

$$\begin{aligned}
& \lambda(G) \cdot \mathcal{W}_1(\Psi_G(\nu), \Psi_G(\lambda)) \\
&= \lambda(G) \cdot \sup\{\Psi_G(\nu)f - \Psi_G(\lambda)f : \|f\|_{\text{Lip}} \leq 1, f(x_0) = 0\} \\
&= \sup\{(\nu - \lambda)(Gf) + (\lambda - \nu)(G)\Psi_G(\nu)f : \|f\|_{\text{Lip}} \leq 1, f(x^0) = 0\} \\
&\leq \sup\{\nu(Gf) - \lambda(Gf) : \|f\|_{\text{Lip}} \leq 1, f(x^0) = 0\} + |\nu(G) - \lambda(G)| \sup\{\Psi_G(\nu)f : \|f\|_{\text{Lip}} \leq 1, f(x^0) = 0\} \\
&\leq (\|G\|_{\infty} + \text{diam}(A) \cdot \|G\|_{\text{Lip}}) \mathcal{W}_1(\nu, \lambda) + |\nu(G) - \lambda(G)| \text{diam}(A) \\
&\leq (\|G\|_{\infty} + 2 \text{diam}(A) \cdot \|G\|_{\text{Lip}}) \mathcal{W}_1(\nu, \lambda).
\end{aligned}$$

We conclude that

$$\mathcal{W}_1(\Psi_G(\nu), \Psi_G(\lambda)) \leq \frac{1}{\lambda(G)} (\|G\|_{\infty} + 2 \text{diam}(A) \cdot \|G\|_{\text{Lip}}) \mathcal{W}_1(\nu, \lambda). \tag{4.4}$$

If we set $G = d\xi/d\xi^{[j+1/2]}$, $\nu = \hat{\xi}^{[j+1/2]}$, and $\lambda = \xi^{[j+1/2]}$, then $\Psi_G(\nu) = \xi^{[j+1]}$, $\Psi_G(\lambda) = \xi$, and $\lambda(G) = 1$. Therefore,

$$\mathcal{W}_1(\xi^{[j+1]}, \xi) \leq (\|d\xi/d\xi^{[j+1/2]}\|_{\infty} + 2 \text{diam}(A) \cdot \|d\xi/d\xi^{[j+1/2]}\|_{\text{Lip}}) \mathcal{W}_1(\xi^{[j+1/2]}, \hat{\xi}^{[j+1/2]}).$$

□

Lemma 2. Let $\rho \triangleq d\xi/d\lambda^m$ be the density of ξ w.r.t. the Lebesgue measure.

(i) For each $x \in A$,

$$\left| \frac{d\tilde{\xi}^{[j+1/2]}}{d\lambda^m}(x) - \frac{d\xi}{d\lambda^m}(x) \right| \leq \|\zeta_h\|_{\text{Lip}} \mathcal{W}_1(\hat{\xi}^{[j]}, \xi) + h \|\rho\|_{\text{Lip}}.$$

(ii)

$$\|d\xi/d\tilde{\xi}^{[j+1/2]}\|_{\infty} \leq \frac{1}{(1-q)\gamma} + \frac{\lambda^m(A)}{q(1-\gamma)} \left(\|\zeta_h\|_{\text{Lip}} \mathcal{W}_1(\hat{\xi}^{[j]}, \xi) + h \|\rho\|_{\text{Lip}} \right)$$

for each $\gamma \in (0, 1)$.

(iii) For each $x \in A$,

$$\left| \nabla \left(\frac{d\tilde{\xi}^{[j+1/2]}}{d\lambda^m} \right) (x) - \nabla \left(\frac{d\xi}{d\lambda^m} \right) (x) \right| \leq m \|\nabla \zeta_h\|_{\text{Lip}} \mathcal{W}_1(\hat{\xi}^{[j]}, \xi) + mh \|\nabla \rho\|_{\text{Lip}}.$$

(iv)

$$\begin{aligned} \|d\xi/d\tilde{\xi}^{[j+1/2]}\|_{\text{Lip}} &\leq \frac{(1-q)}{(q/\lambda^m(A))^2} \left(\|\nabla \rho\|_{\infty} \cdot \{ \|\zeta_h\|_{\text{Lip}} \mathcal{W}_1(\hat{\xi}^{[j]}, \xi) + h \|\rho\|_{\text{Lip}} \} \right. \\ &\quad \left. + \|\rho\|_{\infty} \cdot \{ \|\nabla \zeta_h\|_{\text{Lip}} \mathcal{W}_1(\hat{\xi}^{[j]}, \xi) + h \|\nabla \rho\|_{\text{Lip}} \} \right) + \frac{\lambda^m(A)}{q} \|\nabla \rho\|_{\infty}. \end{aligned}$$

Proof. For (i), note first that

$$d\tilde{\xi}^{[j+1/2]}/d\lambda^m(x) = \frac{1}{N} \sum_{i=1}^N \tilde{\zeta}_h(x; X_i^{[j]}) = \int_A \tilde{\zeta}_h(x; y) \hat{\xi}^{[j]}(dy)$$

and hence the difference between $d\tilde{\xi}^{[j+1/2]}/d\lambda^m(x)$ and $\int_A \tilde{\zeta}_h(x; y) \xi(dy)$ can be bounded as follows:

$$\left| d\tilde{\xi}^{[j+1/2]}/d\lambda^m(x) - \int_A \tilde{\zeta}_h(x; y) \xi(dy) \right| = \left| \int_A \tilde{\zeta}_h(x; y) (\hat{\xi}^{[j]}(dy) - \xi(dy)) \right| \leq \|\tilde{\zeta}_h(x; \cdot)\|_{\text{Lip}} \mathcal{W}_1(\hat{\xi}^{[j]}, \xi). \quad (4.5)$$

On the other hand, the distance between $\int_A \tilde{\zeta}_h(x; y) \xi(dy)$ and the density $d\xi/d\lambda^m$ of ξ itself can be

bounded in terms of the modulus of continuity of $d\xi/d\lambda^m$

$$\begin{aligned}
\left| \int_A \tilde{\zeta}_h(x; y) \xi(dy) - d\xi/d\lambda^m(x) \right| &= \left| \int \tilde{\zeta}_h(x; y) d\xi/d\lambda^m(y) dy - \int_A \tilde{\zeta}_h(x; y) d\xi/d\lambda^m(x) dy \right| \\
&\leq \int_A \tilde{\zeta}_h(x; y) |d\xi/d\lambda^m(y) - d\xi/d\lambda^m(x)| dy \\
&\leq \sup_{\substack{y \in A \\ |x-y| \leq h}} |d\xi/d\lambda^m(x) - d\xi/d\lambda^m(y)| \int_A \tilde{\zeta}_h(x; y) dy \\
&\leq h \|d\xi/d\lambda^m\|_{\text{Lip}}.
\end{aligned} \tag{4.6}$$

Now by triangle inequality and (4.5) and (4.6), we arrive at the conclusion of (i).

Turning to (ii),

$$\begin{aligned}
\|d\xi/d\xi^{[j+1/2]}\|_\infty &= \left\| \frac{d\xi/d\lambda^m}{d\xi^{[j+1/2]}/d\lambda^m} \right\|_\infty = \sup_{x \in A} \frac{\rho(x)}{q/\lambda^m(A) + (1-q) \frac{d\xi^{[j+1/2]}}{d\lambda^m}(x)} \\
&= \sup_{x \in A} \frac{\rho(x)}{q/\lambda^m(A) + (1-q) \frac{d\xi^{[j+1/2]}}{d\lambda^m}(x)} \left[\mathbb{1}_{\{d\tilde{\xi}/d\lambda^m(x) > \gamma\rho(x)\}} + \mathbb{1}_{\{d\tilde{\xi}/d\lambda^m(x) \leq \gamma\rho(x)\}} \right] \\
&\leq \sup_{x \in A} \left[\frac{\rho(x)}{q/\lambda^m(A) + (1-q)\gamma\rho(x)} \mathbb{1}_{\{d\tilde{\xi}/d\lambda^m(x) > \gamma\rho(x)\}} + \frac{\rho(x)}{q/\lambda^m(A)} \mathbb{1}_{\{d\tilde{\xi}/d\lambda^m(x) \leq \gamma\rho(x)\}} \right] \\
&= \frac{1}{(1-q)\gamma} + \sup_{x \in A} \frac{\rho(x)}{q/\lambda^m(A)} \mathbb{1}_{\{\rho(x) - \|\zeta_h\|_{\text{Lip}} \mathcal{W}_1(\hat{\xi}^{[j]}, \xi) - h \|\rho\|_{\text{Lip}} \leq \gamma\rho(x)\}} \\
&= \frac{1}{(1-q)\gamma} + \sup_{x \in A} \frac{\rho(x)}{q/\lambda^m(A)} \mathbb{1}_{\{\rho(x) \leq \frac{\|\zeta_h\|_{\text{Lip}} \mathcal{W}_1(\hat{\xi}^{[j]}, \xi) + h \|\rho\|_{\text{Lip}}}{1-\gamma}\}} \\
&\leq \frac{1}{(1-q)\gamma} + \frac{\|\zeta_h\|_{\text{Lip}} \mathcal{W}_1(\hat{\xi}^{[j]}, \xi) + h \|\rho\|_{\text{Lip}}}{q(1-\gamma)/\lambda^m(A)}.
\end{aligned}$$

For (iii), note that

$$\begin{aligned}
\left| \partial_i(d\tilde{\xi}^{[j+1/2]}/d\lambda^m)(x) - \int_A \frac{\partial}{\partial x_i} \tilde{\zeta}_h(x; y) \xi(dy) \right| &= \left| \int_A \frac{\partial}{\partial x_i} \tilde{\zeta}_h(x; y) \hat{\xi}^{[j]}(dy) - \int_A \frac{\partial}{\partial x_i} \tilde{\zeta}_h(x; y) \xi(dy) \right| \\
&\leq \left\| \frac{\partial}{\partial x_i} \tilde{\zeta}_h(x; \cdot) \right\|_{\text{Lip}} \mathcal{W}_1(\hat{\xi}^{[j]}, \xi) \\
&\leq \|\partial_i \zeta_h\|_{\text{Lip}} \mathcal{W}_1(\hat{\xi}^{[j]}, \xi).
\end{aligned}$$

Let $\tilde{A} \triangleq \prod_{i=1}^m [x_{\min}^i - 1, x_{\max}^i + 1]$ be the set obtained by fattening A by 1 along each coordinate.

Due to the integration by parts formula and the fact that if $h < 1$ then $\zeta_h(x - y) = 0$ for $y \in \partial\tilde{A}$,

$$\begin{aligned} \left| \int_A \frac{\partial}{\partial x_i} \tilde{\zeta}_h(x; y) \xi(dy) - \int_{\tilde{A}} \zeta_h(x - y) \partial_i \tilde{\rho}(y) dy \right| &= \left| \int_{\tilde{A}} \partial_i \zeta_h(x - y) \tilde{\rho}(y) dy - \int_{\tilde{A}} \zeta_h(x - y) \partial_i \tilde{\rho}(y) dy \right| \\ &= \left| \int_{\partial\tilde{A}} \zeta_h(x - y) \tilde{\rho}(y) d\partial\tilde{A} \right| = 0 \end{aligned}$$

where $\tilde{\rho} : \tilde{A} \rightarrow \mathbb{R}_+$ is the extension of ρ from A to \tilde{A} by reflection; more specifically,

$$\tilde{\rho}(x) \triangleq \rho(\tilde{x}) \quad \text{where} \quad \tilde{x}_i = \begin{cases} -x_i & \text{if } x_i < 0 \\ x_i & \text{if } 0 \leq x_i < 1 \\ 2 - x_i & \text{if } 1 \leq x_i \end{cases}.$$

Note that the integration by parts formula holds near the boundary ∂A of A as well since $\tilde{\rho}$ is continuously differentiable at the boundary due to the assumption A2. Finally,

$$\begin{aligned} \left| \int_{\tilde{A}} \zeta_h(x - y) \partial_i \tilde{\rho}(y) dy - \partial_i \tilde{\rho}(x) \right| &= \left| \int_{\tilde{A}} \zeta_h(x - y) \partial_i \tilde{\rho}(y) dy - \int_{\tilde{A}} \zeta_h(x - y) \partial_i \tilde{\rho}(x) dy \right| \\ &\leq h \|\partial_i \tilde{\rho}\|_{\text{Lip}} = h \|\partial_i \rho\|_{\text{Lip}}. \end{aligned}$$

Combining the above inequalities, we arrive at (iii).

Turning to (iv), note that in general for any smooth f, g and positive constants q, v ,

$$\begin{aligned} \left\| \frac{f}{(1-q)g + q/v} \right\|_{\text{Lip}} &= \left\| \nabla \left(\frac{f}{(1-q)g + q/v} \right) \right\|_{\infty} = \left\| \frac{(\nabla f)((1-q)g + q/v) - (1-q)f(\nabla g)}{((1-q)g + q/v)^2} \right\|_{\infty} \\ &\leq \left\| (1-q) \frac{(\nabla f)g - f(\nabla g)}{(q/v)^2} + \frac{(\nabla f)(q/v)}{((1-q)g + q/v)^2} \right\|_{\infty} \\ &\leq \left\| (1-q) \frac{(\nabla f)(g - f) + f(\nabla f - \nabla g)}{(q/v)^2} \right\|_{\infty} + \left\| (v/q) \nabla f \right\|_{\infty}. \end{aligned}$$

Substituting f, g, v with $d\xi/d\lambda^m, d\xi^{[j+1/2]}/d\lambda^m, \lambda^m(A)$,

$$\begin{aligned} &\|d\xi/d\xi^{[j+1/2]}\|_{\text{Lip}} \\ &\leq \frac{(1-q)}{(q/\lambda^m(A))^2} \left(\|\rho\|_{\text{Lip}} \cdot \left\| \frac{d\xi}{d\lambda^m} - \frac{d\xi^{[j+1/2]}}{d\lambda^m} \right\|_{\infty} + \|\rho\|_{\infty} \cdot \left\| \nabla \left(\frac{d\xi}{d\lambda^m} \right) - \nabla \left(\frac{d\xi^{[j+1/2]}}{d\lambda^m} \right) \right\|_{\infty} \right) \\ &\quad + (\lambda^m(A)/q) \left\| \nabla \left(\frac{d\xi}{d\lambda^m} \right) \right\|_{\infty} \\ &\leq \frac{(1-q)}{(q/\lambda^m(A))^2} \left(\|\rho\|_{\text{Lip}} \cdot \{ \|\zeta_h\|_{\text{Lip}} \mathcal{W}_1(\hat{\xi}^{[j]}, \xi) + h \|\rho\|_{\text{Lip}} \} + \|\rho\|_{\infty} \cdot \{ \|\nabla \zeta_h\|_{\text{Lip}} \mathcal{W}_1(\hat{\xi}^{[j]}, \xi) + h \|\nabla \rho\|_{\text{Lip}} \} \right) \\ &\quad + (\lambda^m(A)/q) \|\nabla \rho\|_{\infty}. \end{aligned}$$

This concludes the proof. \square

With Lemma 1 and Lemma 2 in our hands, the proof of the Proposition 2 becomes straightforward.

Proof of Proposition 2. Note that (ii) and (iv) of Lemma 2 imply that there exists a constant c_1 that does not depend on $\lambda^m(A)$ and h such that

$$\|d\xi/d\xi^{[j+1/2]}\|_\infty \leq c_1 \lambda^m(A) \cdot \|\zeta_h\|_{\text{Lip}} \cdot \mathcal{W}_1(\hat{\xi}^{[j]}, \xi) + c_1 (\lambda^m(A))^2 + c_1 h \lambda^m(A) + c_1$$

and

$$\|d\xi/d\xi^{[j+1/2]}\|_{\text{Lip}} \leq c_1 (\lambda^m(A))^2 (\|\zeta_h\|_{\text{Lip}} + \|\nabla \zeta_h\|_{\text{Lip}}) \mathcal{W}_1(\hat{\xi}^{[j]}, \xi) + c_1 (\lambda^m(A))^2 + c_1 \lambda^m(A).$$

Therefore, Lemma 1 implies that

$$\begin{aligned} \mathcal{W}_1(\xi^{[j+1]}, \xi) &\leq c_1 (DV^2 (\|\zeta_h\|_{\text{Lip}} + \|\nabla \zeta_h\|_{\text{Lip}}) + V \|\zeta_h\|_{\text{Lip}}) \mathcal{W}_1(\xi^{[j]}, \xi) \mathcal{W}_1(\xi^{[j+1/2]}, \hat{\xi}^{[j+1/2]}) \\ &\quad + c_1 ((DV^2 + V)h + (1 + DV)) \mathcal{W}_1(\xi^{[j+1/2]}, \hat{\xi}^{[j+1/2]}) \end{aligned}$$

where c_1 is a constant that depends only on q and ξ , D denotes $\text{diam}(A)$, and V denotes $\lambda^m(A)$. From Theorem 1 of Fournier and Guillin (2015), we see that $\mathbf{E} \left[\mathcal{W}_1(\xi^{[j+1/2]}, \hat{\xi}^{[j+1/2]}) \middle| \xi^{[j]} \right]$ can be bounded by $c_2 \text{diam}(A) \alpha(N)$ where c_2 is a constant depending only on m . Therefore,

$$\begin{aligned} \mathbf{E} \mathcal{W}_1(\xi^{[j+1]}, \xi) &\leq \mathbf{E} \mathbf{E} \left[c_1 (DV^2 (\|\zeta_h\|_{\text{Lip}} + \|\nabla \zeta_h\|_{\text{Lip}}) + V \|\zeta_h\|_{\text{Lip}}) \mathcal{W}_1(\hat{\xi}^{[j]}, \xi) \mathcal{W}_1(\xi^{[j+1/2]}, \hat{\xi}^{[j+1/2]}) \middle| \xi^{[j]} \right] \\ &\quad + \mathbf{E} \mathbf{E} \left[c_1 ((DV^2 + V)h + (1 + DV)) \mathcal{W}_1(\xi^{[j+1/2]}, \hat{\xi}^{[j+1/2]}) \middle| \xi^{[j]} \right] \\ &\leq c_1 \mathbf{E} \left[\mathbf{E} \left[\mathcal{W}_1(\xi^{[j+1/2]}, \hat{\xi}^{[j+1/2]}) \middle| \xi^{[j]} \right] (DV^2 (\|\zeta_h\|_{\text{Lip}} + \|\nabla \zeta_h\|_{\text{Lip}}) + V \|\zeta_h\|_{\text{Lip}}) \mathcal{W}_1(\hat{\xi}^{[j]}, \xi) \right] \\ &\quad + c_1 \mathbf{E} \left[\mathbf{E} \left[\mathcal{W}_1(\xi^{[j+1/2]}, \hat{\xi}^{[j+1/2]}) \middle| \xi^{[j]} \right] ((DV^2 + V)h + (1 + DV)) \right] \\ &\leq c_1 c_2 \alpha(N) (D^2 V^2 (\|\zeta_h\|_{\text{Lip}} + \|\nabla \zeta_h\|_{\text{Lip}}) + DV \|\zeta_h\|_{\text{Lip}}) \mathbf{E} \mathcal{W}_1(\hat{\xi}^{[j]}, \xi) \\ &\quad + c_1 c_2 \alpha(N) ((D^2 V^2 + DV)h + (D + D^2 V)) \end{aligned}$$

Therefore, the conclusion of the proposition follows. \square

Now we are ready to prove Theorem 1.

Proof of Theorem 1. Again, from Proposition 2 and Theorem 1 of Fournier and Guillin (2015),

$\mathbf{E} \mathcal{W}_1(\hat{\xi}^{[j+1]}, \xi^{[j+1]}) \leq cD\alpha(N)$, and hence,

$$\begin{aligned} \mathbf{E} \mathcal{W}_1(\hat{\xi}^{[j+1]}, \xi) &\leq \mathbf{E} \left[\mathcal{W}_1(\hat{\xi}^{[j+1]}, \xi^{[j+1]}) + \mathcal{W}_1(\xi^{[j+1]}, \xi) \right] \\ &\leq c\alpha(N)((D^2V^2 + DV)h + (2D + D^2V)) \\ &\quad + c\alpha(N)(D^2V^2(\|\zeta_h\|_{\text{Lip}} + \|\nabla\zeta_h\|_{\text{Lip}}) + DV\|\zeta_h\|_{\text{Lip}}) \mathbf{E} \mathcal{W}_1(\hat{\xi}^{[j]}, \xi) \end{aligned}$$

for some c . Therefore, $w_j \triangleq \mathbf{E} \mathcal{W}_1(\hat{\xi}^{[j]}, \xi)$ satisfies the following recursive inequality:

$$w_{j+1} \leq a + bw_j$$

where $a = c\alpha(N)((D^2V^2 + DV)h + (2D + D^2V))$ and $b = c\alpha(N)(D^2V^2(\|\zeta_h\|_{\text{Lip}} + \|\nabla\zeta_h\|_{\text{Lip}}) + DV\|\zeta_h\|_{\text{Lip}})$. Solving this recursion, we get $w_j \leq \frac{a}{1-b} + b^j w_0$. That is,

$$\begin{aligned} \mathbf{E} \mathcal{W}_1(\hat{\xi}^{[j]}, \xi) &\leq \frac{c\alpha(N)((D^2V^2 + DV)h + (2D + D^2V))}{1 - c\alpha(N)(D^2V^2(\|\zeta_h\|_{\text{Lip}} + \|\nabla\zeta_h\|_{\text{Lip}}) + DV\|\zeta_h\|_{\text{Lip}})} \\ &\quad + \left(c\alpha(N)(D^2V^2(\|\zeta_h\|_{\text{Lip}} + \|\nabla\zeta_h\|_{\text{Lip}}) + DV\|\zeta_h\|_{\text{Lip}}) \right)^j \mathbf{E} \mathcal{W}_1(\hat{\xi}^{[0]}, \xi). \end{aligned}$$

□

5 Examples

In this section, we examine our algorithm with a few examples.

Example 1. (*Uniform Samples from Torus*) [Diaconis et al. \(2013\)](#) show how to sample from a torus using the area formula (2.2). Consider a torus

$$\mathcal{M} = \{((R + r \cos \theta) \cos \psi, (R + r \cos \theta) \sin \psi, r \sin \theta) : 0 \leq \theta, \psi < 2\pi\}$$

where $0 < r < R$. The major radius R is the distance from the center of the tube to the center of the torus, and the minor radius r is the radius of the tube. An obvious parametrization of \mathcal{M} and its 2-dimensional Jacobian are

$$f(\theta, \psi) = ((R + r \cos \theta) \cos \psi, (R + r \cos \theta) \sin \psi, r \sin \theta), \quad J_2 f(\theta, \psi) = r(R + r \cos \theta).$$

In view of the area formula (2.2), one can generate (exactly) uniform samples on \mathcal{M} by generating samples on $[0, 2\pi] \times [0, 2\pi]$ from the density $g(\theta, \psi) \propto R + r \cos \theta$. This can be easily done for example, by generating ψ from the uniform distribution on $[0, 2\pi]$, and (independently) generating θ from the density $\frac{1}{2\pi R}(R + r \cos \theta)$, via acceptance rejection. Figure 3 compares the samples on \mathcal{M} produced

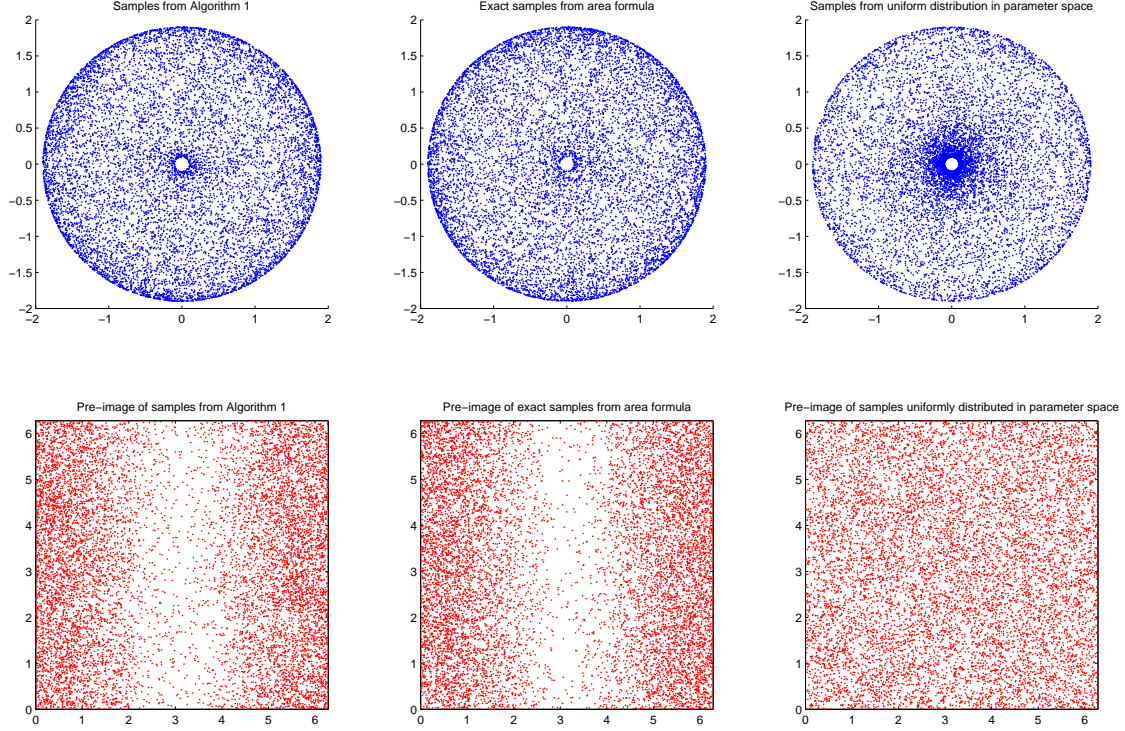


Figure 3: (Uniform Samples From Torus) Comparison of the 10,000 samples from Algorithm 2, exact uniform distribution on the manifold, and uniform distribution in parameter space.

in three different ways for $R = 1$ and $r = 0.9$. The upper plot shows the samples projected on x - y plane, and the lower plot shows the pre-image of the samples in the parameter space. The plots on the left show the samples generated from Algorithm 2 after two iterations. Similarly, the plots in the middle were produced with the 10,000 samples generated by the area formula (as described above), and the right plots show 10,000 samples generated by uniformly sampling in the parameter space, i.e., $\theta \sim U[0, 2\pi]$ and $\psi \sim U[0, 2\pi]$. We can see that the left and middle plots are similar to each other while the upper right plot has more concentrated samples as they get closer to the center of the torus. That is, the samples generated uniformly from the parameter space is not uniform on the torus, and Algorithm 2 seems to produce the samples from the correct distribution. Figure 4 shows the histogram of θ generated by Algorithm 2, and the exact marginal of the target density $g(\theta, \psi) = \frac{1}{4\pi^2 R} (R + r \cos \theta)$.

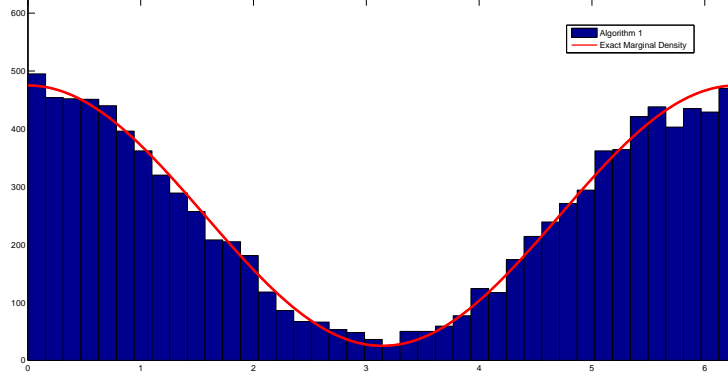


Figure 4: (Uniform Samples From Torus) Histogram from 10,000 samples of θ 's generated by Algorithm 2. Red line shows the exact target marginal density computed from the area formula.

Example 2. (*Non-uniform Density on Torus*) In this example, we consider the same manifold \mathcal{M} as in Example 1, but we sample from a non-uniform density on \mathcal{M} . Suppose that we are particularly interested in the shape of \mathcal{M} in the proximity of a given point, say $(0, 1, 0)$, and hence, we want to sample more frequently from the closer parts of the manifold to the point, and less frequently from the farther parts of the manifold. For the purpose, we choose a density proportional to the reciprocal of the squared distance from $(0, 1, 0)$. That is, we want to sample from $P(d\mathbf{x}) = r(\mathbf{x})\mathcal{H}^2(d\mathbf{x})$ where $r(x, y, z) \propto 1/(x^2 + (y - 1)^2 + z^2)$. Again, for this simple example, one can generate exact samples from P directly from the area formula via for example acceptance-rejection with the proposal density proportional to

$$r(f(\theta, \psi))g(\theta, \psi) \propto \frac{R + r \cos \theta}{((R + r \cos \theta) \cos \psi)^2 + ((R + r \cos \theta) \sin \psi - 1)^2 + (r \sin \theta)^2}.$$

Figure 5 and 6 compare the samples produced by Algorithm 2 (after two iterations), exact samples generated by the area formula, and the samples generated uniformly in the parameter space. Once can again see that Algorithm 2 generates the correct samples.

Next, we examine a more interesting case, where the model changes its behavior significantly on a small part of the parameter space while it remains relatively constant over the majority of the parameter space. That is, most of the parameter space is mapped to a small fraction of the manifold and the rest—the majority—of the manifold comes from a small fraction of the parameter space. The next example illustrates how our algorithm discovers such a small region of the parameter space.

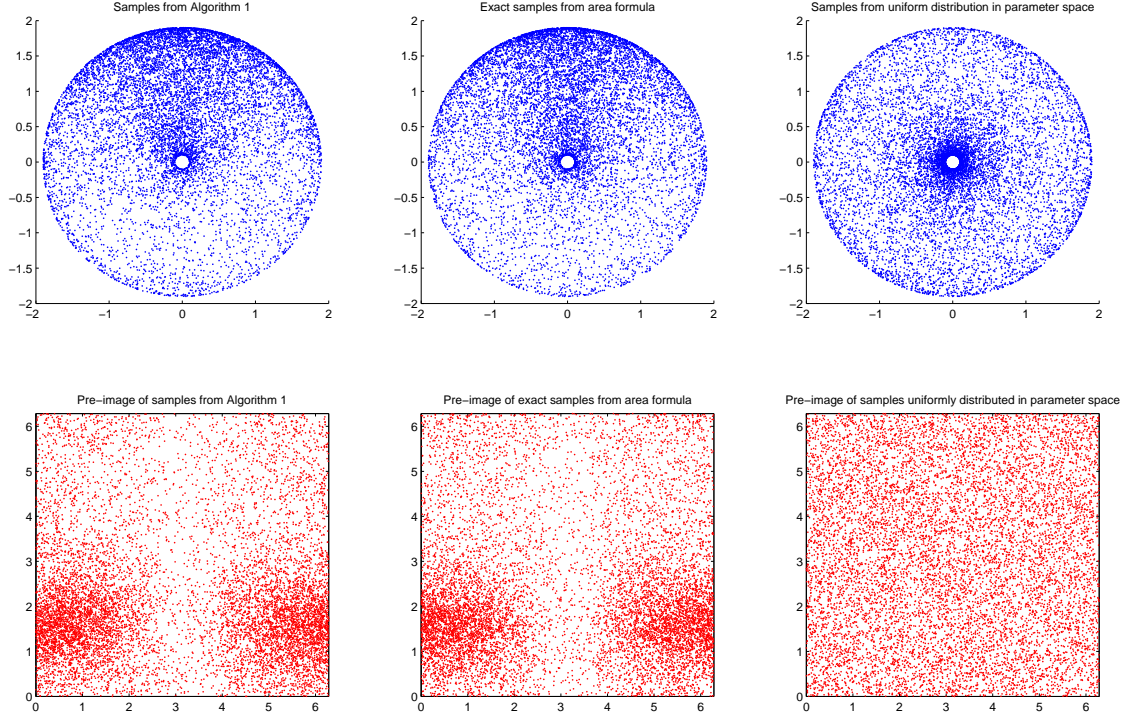


Figure 5: (Non-Uniform Density on Torus) Comparison of the 10,000 samples from Algorithm 2, area formula, and uniform distribution in parameter space.

Example 3. (*Exponential Model*) Here we consider a manifold

$$\mathcal{M} = \{(e^{-\theta_1 t_1} + e^{-\theta_2 t_1}, e^{-\theta_1 t_2} + e^{-\theta_2 t_2}, e^{-\theta_1 t_3} + e^{-\theta_2 t_3}) : 0 \leq \theta_2 < \theta_1 \leq 100\}$$

where $0 < t_1 < t_2 < t_3$. The first derivative

$$Df(\theta_1, \theta_2) = \begin{pmatrix} -t_1 \exp(-\theta_1 t_1) & -t_1 \exp(-\theta_2 t_1) \\ -t_2 \exp(-\theta_1 t_2) & -t_2 \exp(-\theta_2 t_2) \\ -t_3 \exp(-\theta_1 t_3) & -t_3 \exp(-\theta_2 t_3) \end{pmatrix}, \quad (5.1)$$

and the 2-dimensional Jacobian

$$J_2 f(\theta_1, \theta_2) = \sqrt{\alpha_{12} + \alpha_{13} + \alpha_{23}} \quad (5.2)$$

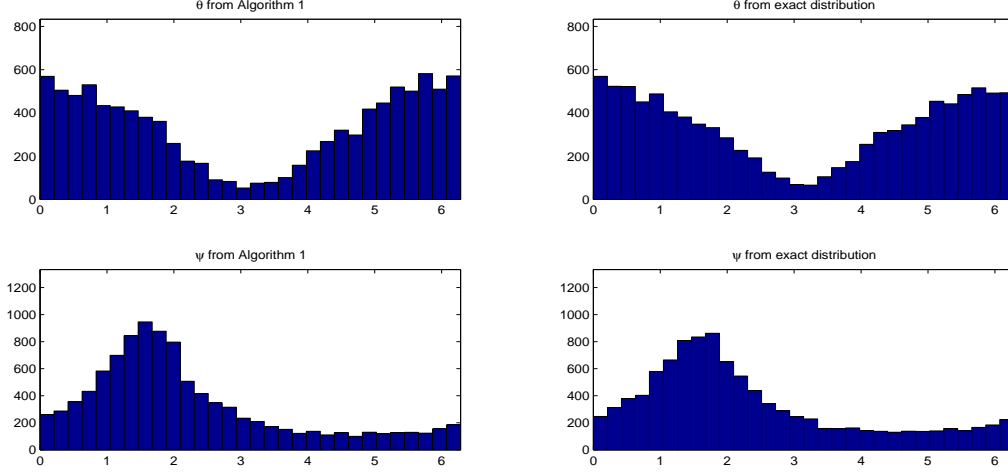


Figure 6: (Non-Uniform Density on Torus) Histograms from 10,000 samples generated by Algorithm 2, and the exact area formula.

where

$$\alpha_{ij} = t_i^2 t_j^2 \exp\{-2(\theta_1 t_j + \theta_2 t_i)\} \{\exp(\theta_1 - \theta_2)(t_j - t_i) - 1\}^2. \quad (5.3)$$

Figure 7 shows the result for $t_1 = 1$, $t_2 = 2$, $t_3 = 4$ with 2,000 samples. The left plot was produced by Algorithm 2, (the upper plot shows the samples projected on a plane perpendicular to the vector $(0.5, -1, 0.5)$, and the lower plot shows the pre-image of the samples in the parameter space); the plots in the middle show the 2,000 samples generated by the area formula; the right plots show 2,000 samples generated by uniformly sampling in the parameter space, i.e., $\theta_1, \theta_2 \sim \text{Unif}([0, 100] \times [0, 100])$. The samples generated uniformly in the parameter space are concentrated in a small part of the boundary of the manifold. The Algorithm 2 was started with initial samples distributed uniformly in the parameter space, and the final samples were obtained after 10 iterations. The progression of the algorithm is illustrated in Figure 9.

Example 4. (ODE Models in Systems Biology) The dynamics of the enzymatic regulatory systems are often modeled with a set of ordinary differential equations. One of the most popular form of such differential equations is Michaelis-Menten kinetics. For example, suppose that a biochemist models the enzyme kinetics between three different kinds of enzymes A , B , C , and the input I , as

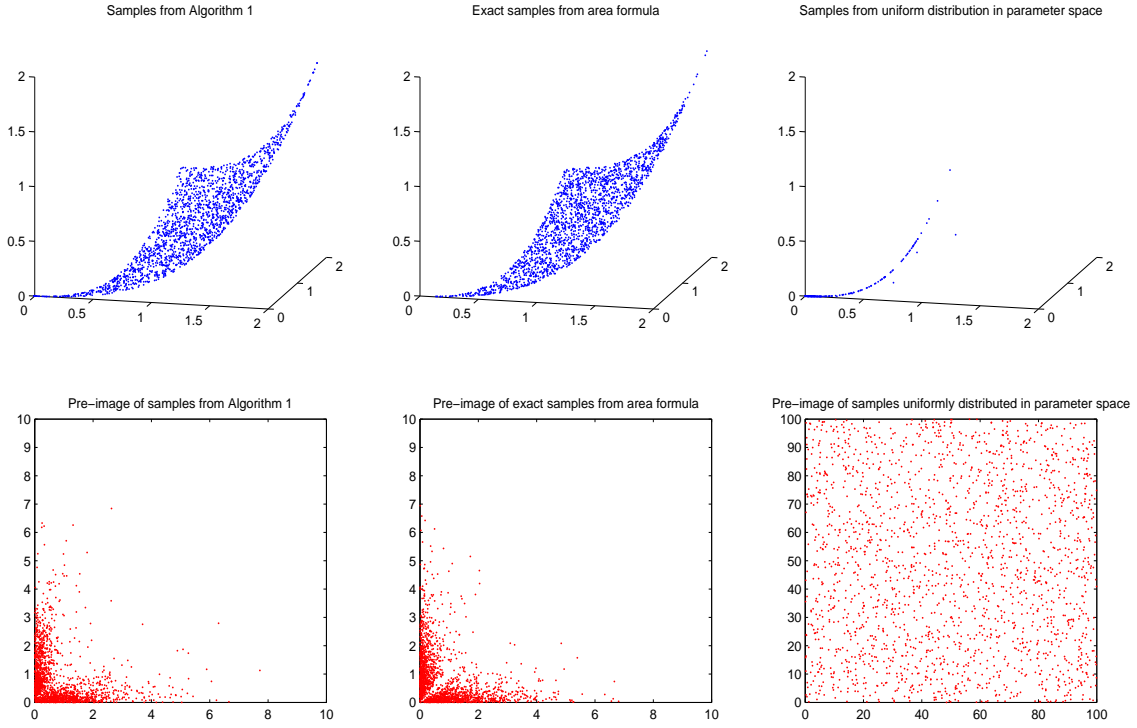


Figure 7: (Exponential Model) Comparison of the 2,000 samples from Algorithm 2, area formula, and uniform distribution in parameter space.

follows:

$$\begin{aligned}
 \frac{dA}{dt} &= k_{IA}I \frac{(1-A)}{(1-A) + K_{IA}} - F_A k'_{F_A A} \frac{A}{A + K'_{F_A A}} \\
 \frac{dB}{dt} &= C k_{CB} \frac{(1-B)}{(1-B) + K_{CB}} - F_B k'_{F_B B} \frac{B}{B + K'_{F_B B}} \\
 \frac{dC}{dt} &= A k_{AC} \frac{(1-C)}{(1-C) + K_{AC}} - B k'_{BC} \frac{C}{C + K'_{BC}}.
 \end{aligned}$$

Assume also that she is unsure about the exact value of k_{IA} and k_{CB} . One way to proceed to study the model is to sample k_{IA} and k_{CB} randomly from a plausible range, say $R \triangleq [d_1, u_1] \times [d_2, u_2]$, and see if the model can explain the desired behavior of the enzymatic system. A typical approach in systems biology is to sample a number of parameters uniformly from R and observe what kind

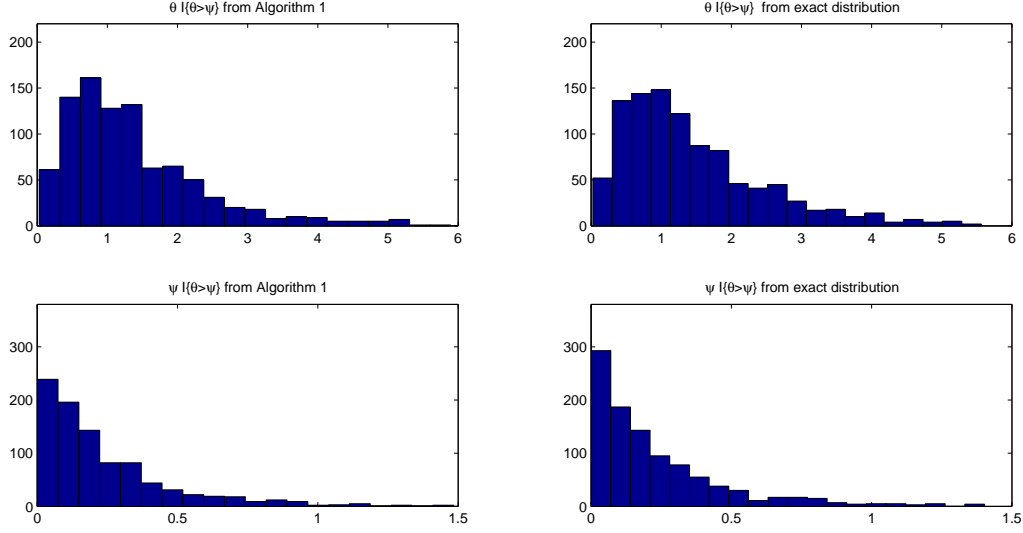


Figure 8: (Exponential Model) Histograms from 2,000 samples generated by Algorithm 2 and the exact area formula.

of model behaviors are exhibited at selected design points (Ma et al., 2009). However, the change of dynamics w.r.t. the change of the values of k_{IA} and k_{CB} might be highly non-linear so that the observation based on insufficient number of uniform samples is misleading. This setup fits our framework. One can regard the ODEs as a mapping from the parameter space R to the output space (solutions of the ODE). In this case, suppose that we are interested in the adaptive behavior of the model. The adaptive behavior can be summarized as the “sensitivity” and the “precision” of the model. These output measures quantify how well the system detects the change in the input level, and how robust is the system to such change, respectively. Figure 4 compares the observations based on traditional uniform sampling on the parameter space and observations based on uniform samples on the output space. More specifically, the right plot shows the observation based on sampling $(\log_{10} k_{IA} + 1)/2$ and $(\log_{10} k_{CB} + 1)/2$ uniformly from $R = [0.35, 0.88] \times [0, 1]$, and the other two plots show the observations based on sampling uniformly from the output space via Algorithm 1.

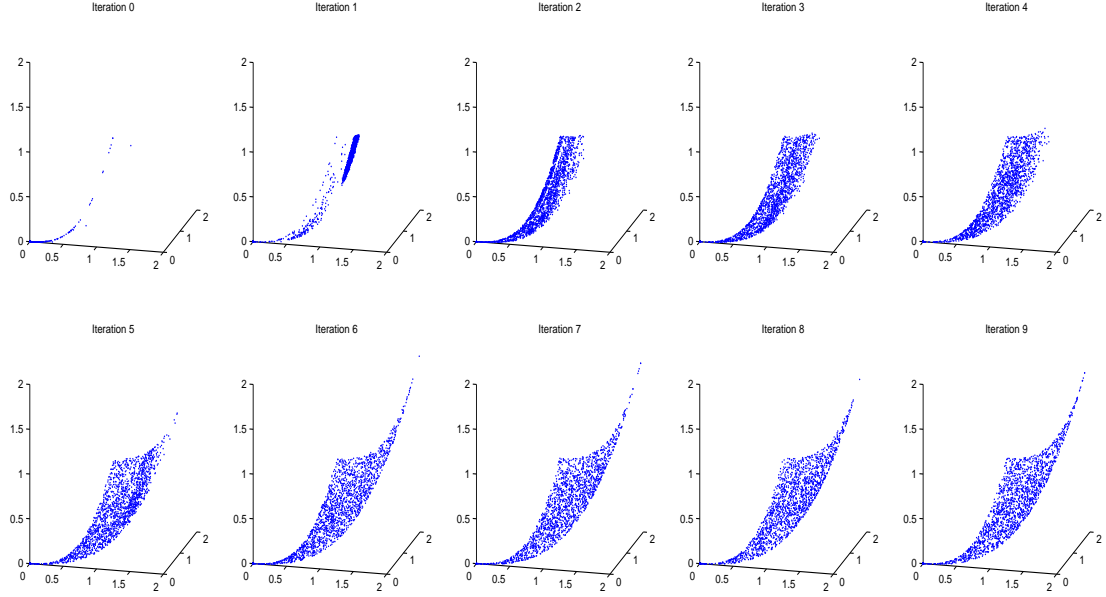
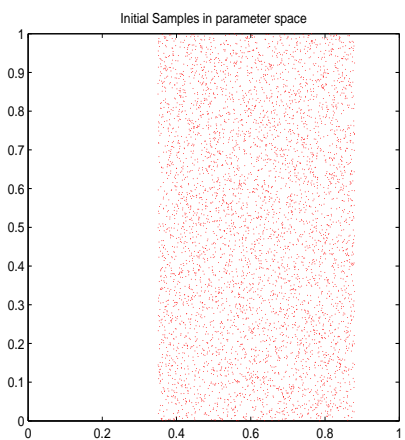
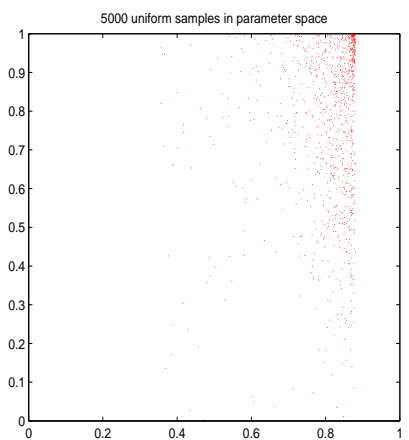
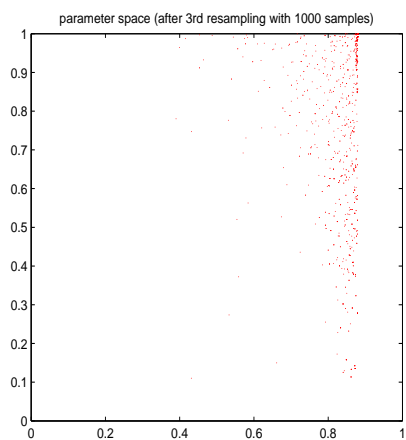
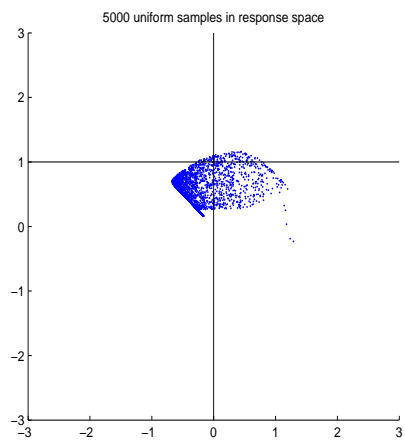
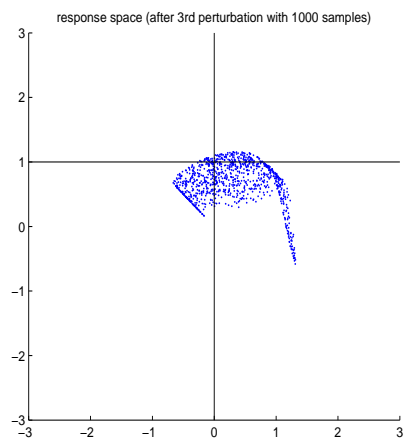
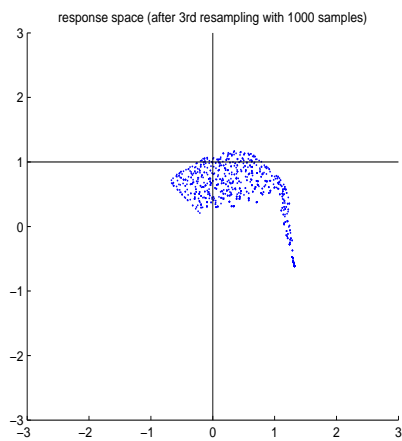


Figure 9: (Exponential Model) The progression of Algorithm 2.

The rest of the parameters were chosen as follows:

$$\begin{pmatrix} k'_{FAA} \\ k'_{FBB} \\ k_{AC} \\ k'_{BC} \\ K_I A \\ K'_{FAA} \\ K_C B \\ K'_{FBB} \\ K_{AC} \\ K'_{BC} \end{pmatrix} = \begin{pmatrix} 7.0437 \\ 0.1364 \\ 3.0061 \\ 0.8395 \\ 0.0183 \\ 0.0016 \\ 0.0122 \\ 0.0032 \\ 0.0044 \\ 0.0742 \end{pmatrix}$$

One can see that by uniformly sampling on the parameter space one may end up waisting lots of design points to explore the lower left part of the model output space while almost missing the protruding region on the lower right part of the model output space. On the other hand, our algorithm distributes the design points intelligently so that the nearly missed lower right part of the model output space is clearly identified.



A Appendix

In this section we provide a justification for the consistency of Algorithm 1. More specifically, let

$$\tilde{\xi}^{[j+1]} \triangleq \sum_{i=1}^N \frac{(\mu \circ f \cdot \hat{r}^m \circ f)(X_i^{[j+1/2]})}{\sum_{l=1}^N (\mu \circ f \cdot \hat{r}^m \circ f)(X_l^{[j+1/2]})} \delta_{X_i^{[j+1/2]}}.$$

and consider a procedure that follows the same steps 1)-4) in Section 4 except that

- In step 1), set, instead of (3.1),

$$\xi^{[j+1/2]} \triangleq \frac{\min \left\{ \beta, q/\lambda^m(A) + (1-q)\frac{1}{N} \sum_{i=1}^N \zeta_h(x - x'_i) \right\}}{\int_A \min \left\{ \beta, q/\lambda^m(A) + (1-q)\frac{1}{N} \sum_{i=1}^N \zeta_h(s - x'_i) \right\} ds}$$

- In step 4), generate samples from $\tilde{\xi}^{[j+1]}$ instead of $\xi^{[j+1]}$.

Then, $\hat{\xi}^{[j+1]}$ describes the samples after resampling step (in $j + 1^{\text{th}}$ iteration) produced by Algorithm 1. If we set $H = (\mu \circ f) \cdot \left(\frac{\Gamma_m \hat{r}^m \circ f}{k/N} \right)$, $G = d\xi/d\xi^{[j+1/2]}$, $\nu = \hat{\xi}^{[j+1/2]}$, then $\Psi_H(\nu) = \tilde{\xi}^{[j+1]}$, $\Psi_G(\nu) = \xi^{[j+1]}$, and hence,

$$\begin{aligned} \mathcal{W}_1(\hat{\xi}^{[j+1]}, \xi) &\leq \mathcal{W}_1(\hat{\xi}^{[j+1]}, \tilde{\xi}^{[j+1]}) + \mathcal{W}_1(\tilde{\xi}^{[j+1]}, \xi^{[j+1]}) + \mathcal{W}_1(\xi^{[j+1]}, \xi) \\ &= \mathcal{W}_1(\hat{\xi}^{[j+1]}, \tilde{\xi}^{[j+1]}) + \mathcal{W}_1(\Psi_H(\nu), \Psi_G(\nu)) + \mathcal{W}_1(\xi^{[j+1]}, \xi). \end{aligned}$$

Note that $\mathcal{W}_1(\hat{\xi}^{[j+1]}, \tilde{\xi}^{[j+1]}) \leq cD\alpha(N)$ from Fournier and Guillin (2015), and one can show that $\mathbf{E} \mathcal{W}_1(\xi^{[j+1]}, \xi)$ can be bounded by $c\alpha(N)\mathbf{E} \mathcal{W}_1(\xi^{[j]}, \xi) + d\alpha(N)$ for some c and d following a similar argument as in Proposition 2. Since H can be viewed as an approximation of G , for Algorithm 1's consistency, what is left is to show that $\mathcal{W}_1(\tilde{\xi}^{[j+1]}, \xi^{[j+1]}) = \mathcal{W}_1(\Psi_H(\nu), \Psi_G(\nu))$ can also be bounded in a similar form by establishing some sort of modulus of continuity of $\Psi(\cdot)$ in terms of \mathcal{W}_1 distance w.r.t. the potential. Note first that from a straightforward algebra,

$$(\Psi_G(\nu) - \Psi_H(\nu))f = \frac{1}{\nu(G)} \{ \nu((G - H)f) + \nu(H - G)\Psi_H(\nu)f \}$$

and hence,

$$\begin{aligned}\mathcal{W}_1(\Psi_G(\nu), \Psi_H(\nu)) &= \sup_{f: K_f \leq 1, f(x^0)=0} \{(\Psi_G(\nu) - \Psi_H(\nu))f\} \\ &= \frac{1}{\nu(G)} \sup_{f: K_f \leq 1, f(x^0)=0} \{\nu((G-H)f) + \nu(H-G)\Psi_H(\nu)f\}\end{aligned}\quad (\text{A.1})$$

$$\begin{aligned}&\leq \frac{1}{\nu(G)} \sup_{f: K_f \leq 1, f(x^0)=0} \{\nu(|H-G|\|f\|_\infty) + |\nu(H-G)|\|f\|_\infty\} \\ &\leq \frac{1}{\nu(G)} \{\nu(|H-G|) \text{diam}(A) + |\nu(H-G)| \text{diam}(A)\} \\ &\leq \frac{2 \text{diam}(A)}{\nu(G)} \nu(|H-G|).\end{aligned}\quad (\text{A.2})$$

Therefore,

$$\begin{aligned}\mathcal{W}_1(\xi^{[j+1]}, \xi^{[j+1]}) &\leq \frac{2 \text{diam}(A)}{\xi^{[j+1/2]}(d\xi/d\xi^{[j+1/2]})} \xi^{[j+1/2]} \left(\left| \mu \circ f \cdot \frac{\Gamma_m}{k/N} \hat{r}^m \circ f - d\xi/d\xi^{[j+1/2]} \right| \right) \\ &\leq 2\beta \text{diam}(A) \xi^{[j+1/2]} \left(\left| \mu \circ f \cdot \frac{\Gamma_m}{k/N} \hat{r}^m \circ f - d\xi/d\xi^{[j+1/2]} \right| \right).\end{aligned}$$

where the second inequality is from the construction of $\xi^{[j+1/2]}$. Lemma 3 provides the desired bound for the RHS. For Lemma 3, we make a few additional assumptions.

A3. The target density μ is bounded away from above and below;

A4. Spectrum of Df is bounded away from 0 and $\pm\infty$;

A5. There exists a constant $c_m > 0$ and $\delta_0 > 0$ such that if $y_0 \in \mathcal{M}$

$$\int_{B(y_0; \delta_1) \setminus B(y_0; \delta_2)} \mathcal{H}^m(dy) \geq c_m (\delta_1^m - \delta_2^m) \quad (\text{A.3})$$

for $\delta_0 \geq \delta_1 \geq \delta_2 \geq 0$.

Lemma 3. *For any given $\epsilon > 0$, one can choose k as a function of N so that there exists c such that*

$$\mathbf{E} \xi_N^{[j+1/2]} \left(\left| \mu \circ f \cdot \frac{\Gamma_m}{k/N} \hat{r}^m \circ f - d\xi/d\xi^{[j+1/2]} \right| \right) \leq c(1 + \|\nabla \zeta_h\|_{\text{Lip}} \mathcal{W}_1(\xi^{[j]}, \xi)) N^{-\frac{1-\epsilon}{2(m+1)}}. \quad (\text{A.4})$$

Proof. First note that from (2.6),

$$\begin{aligned} \left| \mu \circ f \cdot \frac{\Gamma_m}{k/N} \hat{r}^m \circ f - d\xi/d\xi^{[j+1/2]} \right| &= |\mu \circ f| \cdot \left| \frac{\Gamma_m}{k/N} \hat{r}^m \circ f - \frac{J_m f}{d\xi^{[j+1/2]}/d\lambda^m} \right| \\ &= |\mu \circ f| \cdot \left| \frac{\Gamma_m}{k/N} \hat{r}^m \circ f - \frac{1}{p_Y \circ f} \right| \end{aligned}$$

where p_Y is the density of $f(X_i^{[j+1/2]})$'s w.r.t. the Hausdorff measure. Now we consider the following decomposition:

$$\begin{aligned} |\mu \circ f| \cdot \left| \frac{\Gamma_m}{k/N} \hat{r}^m \circ f - \frac{1}{p_Y \circ f} \right| &\leq |\mu \circ f| \cdot \left| \frac{\Gamma_m}{k/N} \hat{r}^m \circ f - \frac{\Gamma_m}{k/N} r_k^m \circ f \right| + |\mu \circ f| \cdot \left| \frac{\Gamma_m}{k/N} r_k^m \circ f - \frac{1}{p_Y \circ f} \right| \\ &= (I) + (II) \end{aligned} \tag{A.5}$$

where for each y_0 , $r_k(y_0)$ is the real number such that

$$\int_{B(y_0; r_k(y_0))} p_Y(y) \mathcal{H}^m(dy) = k/N.$$

For (I),

$$\begin{aligned} \mathbf{E} \frac{\hat{\xi}_N^{[j+1/2]}(|\mu \circ f| \cdot |\hat{r}^m \circ f - r_k^m \circ f|)}{k/N} &= \mathbf{E} \frac{|\mu(f(X_i^{[j+1/2]}))| \cdot |\hat{r}^m(f(X_1^{[j+1/2]})) - r_k^m(f(X_1^{[j+1/2]}))|}{k/N} \\ &= \mathbf{E} \left[\mathbf{E} \left[\frac{|\mu(f(X_1^{[j+1/2]}))| \cdot |\hat{r}^m(f(X_1^{[j+1/2]})) - r_k^m(f(X_1^{[j+1/2]}))|}{k/N} \middle| f(X_1^{[j+1/2]}) \right] \right]. \end{aligned}$$

We first study the inner conditional expectation given $f(X_1^{[j+1/2]}) = y_0$, which will be denoted by \mathbf{E}_{y_0} from now on, i.e.,

$$\mathbf{E}_{y_0} \frac{|\mu(y_0)| \cdot |\hat{r}^m(y_0) - r_k^m(y_0)|}{k/N} \triangleq \mathbf{E} \left[\frac{|\mu(f(X_1^{[j+1/2]}))| \cdot |\hat{r}^m(f(X_1^{[j+1/2]})) - r_k^m(f(X_1^{[j+1/2]}))|}{k/N} \middle| f(X_1^{[j+1/2]}) = y_0 \right].$$

With this notation,

$$\begin{aligned}
\mathbf{E}_{y_0} \frac{|\mu(y_0)| \cdot |\hat{r}^m(y_0) - r_k^m(y_0)|}{k/N} &= \int_0^\infty \mathbf{P}_{y_0} \left(\frac{|\mu(y_0)| \cdot |\hat{r}^m(y_0) - r_k^m(y_0)|}{k/N} \geq s \right) ds \\
&\leq \gamma + \int_\gamma^\infty \mathbf{P}_{y_0} \left(\frac{|\mu(y_0)| \cdot |\hat{r}^m(y_0) - r_k^m(y_0)|}{k/N} \geq s \right) ds \\
&\leq \gamma + \int_\gamma^\infty \mathbf{P}_{y_0} \left(\hat{r}^m(y_0) - r_k^m(y_0) \geq \frac{ks}{N\mu(y_0)} \right) ds + \int_\gamma^\infty \mathbf{P}_{y_0} \left(r_k^m(y_0) - \hat{r}^m(y_0) \geq \frac{ks}{N\mu(y_0)} \right) ds
\end{aligned} \tag{A.6}$$

where \mathbf{P}_{y_0} is the corresponding conditional probability given $f(X_1^{[j+1/2]}) = y_0$. Note that since \mathcal{M} is bounded, the upper limit of the first integral is in fact finite:

$$\int_\gamma^\infty \mathbf{P}_{y_0} \left(\hat{r}^m(y_0) - r_k^m(y_0) \geq \frac{ks}{N\mu(y_0)} \right) ds = \int_\gamma^{(N/k)\text{diam}(\mathcal{M})} \mathbf{P}_{y_0} \left(\hat{r}^m(y_0) - r_k^m(y_0) \geq \frac{ks}{N\mu(y_0)} \right) ds.$$

Also,

$$\begin{aligned}
&\mathbf{P}_{y_0} \left(\hat{r}^m(y_0) - r_k^m(y_0) \geq \frac{ks}{N\mu(y_0)} \right) \\
&= \mathbf{P}_{y_0} \left(\text{less than } k \text{ points fall inside } B\left(y_0; (r_k^m(y_0) + \mu(y_0)^{-1}ks/N)^{1/m}\right) \right) \\
&= \mathbf{P}(\text{Bin}(N, q) \leq k)
\end{aligned} \tag{A.7}$$

where $q = q(s, y_0) \triangleq \int_{B(y_0; (r_k^m(y_0) + \mu(y_0)^{-1}ks/N)^{1/m})} \frac{\frac{d\xi_N^{[j+1/2]}}{d\lambda^m} \circ f^{-1}(y)}{J_m f \circ f^{-1}(y)} \mathcal{H}^m(dy)$. Note that

$$\begin{aligned}
q - k/N &= \int_{B(y_0; (r_k^m(y_0) + \mu(y_0)^{-1}ks/N)^{1/m})} \frac{\frac{d\xi_N^{[j+1/2]}}{d\lambda^m} \circ f^{-1}(y)}{J_m f \circ f^{-1}(y)} \mathcal{H}^m(dy) - k/N \\
&= \int_{B(y_0; (r_k^m(y_0) + \mu(y_0)^{-1}ks/N)^{1/m})} p_Y(y) \mathcal{H}^m(dy) - \int_{B(y_0; r_k(y_0))} p_Y(y) \mathcal{H}^m(dy) \\
&= \int_{B(y_0; (r_k^m(y_0) + \mu(y_0)^{-1}ks/N)^{1/m}) \setminus B(y_0; r_k(y_0))} p_Y(y) \mathcal{H}^m(dy) \\
&\geq \frac{csk}{N} \cdot \frac{p_Y(y_0 + h')}{\mu(y_0)}
\end{aligned}$$

where $y_0 + h' \in B(y_0; (r_k^m(y_0) + \mu(y_0)^{-1}ks/N)^{1/m})$ by (A.3) and the mean-value theorem as far as

$(\frac{ks}{N\mu(y_0)} + r_k^m)^{1/m} \leq \delta_0$. Therefore, from Hoeffding's inequality and (A.7),

$$\mathbf{P}_{y_0} \left(\hat{r}^m(y_0) - r_k^m(y_0) \geq \frac{ks}{N\mu(y_0)} \right) \leq \exp \left(-2N \left(\frac{cks p_Y(y_0 + h')}{N\mu(y_0)} \right)^2 \right)$$

for $s \leq (N/k)\mu(y_0)(\delta_0^m - r_k^m(y_0))$. In view of this,

$$\begin{aligned} & \int_{\gamma}^{(N/k)\mu(y_0)\text{diam}(\mathcal{M})^m} \mathbf{P}_{y_0} \left(\hat{r}^m(y_0) - r_k^m(y_0) \geq \frac{ks}{N\mu(y_0)} \right) ds \\ & \leq \int_{\gamma}^{(N/k)\mu(y_0)\text{diam}(\mathcal{M})^m} \mathbf{P}_{y_0} \left(\hat{r}^m(y_0) - r_k^m(y_0) \geq \frac{k\gamma}{N\mu(y_0)} \right) ds \\ & \leq (N/k)\mu(y_0)\text{diam}(\mathcal{M})^m \exp \left(-\frac{2c^2k^2\gamma^2 p_Y(y_0 + h')^2}{N\mu(y_0)^2} \right) \end{aligned}$$

if $\gamma \leq (N/k)(\delta_0^m - r_k^m(y_0))$. Similarly, the second integral in (A.6) can be bounded by first noting that \hat{r} is non-negative (and hence the upper limit of the integral is finite), and then applying Hoeffding's inequality:

$$\begin{aligned} \int_{\gamma}^{\infty} \mathbf{P}_{y_0} \left(r_k^m(y_0) - \hat{r}^m(y_0) \geq \frac{ks}{N\mu(y_0)} \right) ds & \leq \int_{\gamma}^{(N/k)\mu(y_0)r_k^m(y_0)^m} \mathbf{P}_{y_0} \left(r_k^m(y_0) - \hat{r}^m(y_0) \geq \frac{k\gamma}{N\mu(y_0)} \right) ds \\ & \leq (N/k)\mu(y_0)r_k^m(y_0) \exp \left(-\frac{2c^2k^2\gamma^2 p_Y(y_0 + h')^2}{N\mu(y_0)^2} \right) \end{aligned}$$

for $\gamma \leq (N/k)(\delta_0^m - r_k^m(y_0))$. From these along with (A.6), we conclude that

$$\begin{aligned} \mathbf{E}_{y_0} \frac{|\mu(y_0)| \cdot |\hat{r}^m(y_0) - r_k^m(y_0)|}{k/N} & \leq \gamma + (N/k)\mu(y_0)(\text{diam}(\mathcal{M})^m + r_k^m(y_0)) \exp \left(-\frac{2c^2k^2\gamma^2 p_Y(y_0 + h')^2}{N\mu(y_0)^2} \right) \\ & \leq \gamma + 2(N/k)\mu(y_0)\text{diam}(\mathcal{M})^m \exp \left(-\frac{2c^2k^2\gamma^2 p_Y(y_0 + h')^2}{N\mu(y_0)^2} \right). \end{aligned}$$

for $\gamma \leq (N/k)(\delta_0^m - r_k^m(y_0))$. Choosing $\gamma = \frac{N^{1/2+\beta}}{k} \frac{\mu(y_0)}{p_Y(y_0)}$ and $k = N^\alpha$ for $\alpha \in (1/2, 1)$ and $\beta \in (0, 1/2)$, we get

$$|h'| \leq \left(r_k^m(y_0) + \frac{k\gamma/N}{\mu(y_0)} \right)^{1/m} = \left(r_k^m(y_0) + \frac{N^{\beta-1/2}}{p_Y(y_0)} \right)^{1/m}$$

and

$$\begin{aligned}
& \mathbf{E}_{y_0} \frac{|\mu(y_0)| \cdot |\hat{r}^m(y_0) - r_k^m(y_0)|}{k/N} \\
& \leq N^{1/2+\beta-\alpha} \frac{\mu(y_0)}{p_Y(y_0)} + 2N^{1-\alpha} \mu(y_0) \text{diam}(\mathcal{M})^m \exp \left(-2c^2 N^{2\beta} \left(\frac{p_Y(y_0 + h')}{p_Y(y_0)} \right)^2 \right) \\
& \leq N^{1/2+\beta-\alpha} \frac{\mu(y_0)}{p_Y(y_0)} + 2N^{1-\alpha} \mu(y_0) \text{diam}(\mathcal{M})^m \exp \left(-2c^2 N^{2\beta} (\underline{p}_Y / \overline{p}_Y)^2 \right). \tag{A.8}
\end{aligned}$$

Therefore,

$$\mathbf{E} \frac{\hat{\xi}_N^{[j+1/2]} (|\mu \circ f| \cdot |\Gamma_m \hat{r}^m \circ f - \Gamma_m r_k^m \circ f|)}{k/N} \leq c \{ \underline{p}_Y^{-1} N^{1/2+\beta-\alpha} + N^{1-\alpha} \exp(-cN^{2\beta} (\underline{p}_Y / \overline{p}_Y)^2) \} \tag{A.9}$$

for some $c > 0$ that depends only on f , μ , and $\text{diam}(M)$.

Now, turning to (II) of (A.5), we first prove that for y_0 and δ such that $\bar{f}^{-1}(B(y_0; \delta)) \subseteq A$ (where \bar{f} is defined in (A.11)),

$$\left| \frac{1}{c_m \delta^m} \int_{B(y_0; \delta)} \mathcal{H}^m(dy) - 1 \right| \leq c'_f \delta \tag{A.10}$$

for c'_f that depends only on f . Let \bar{f} be the linear approximation of f at $x_0 = f^{-1}(y_0)$, i.e.,

$$\bar{f}(x_0 + h) = f(x_0) + Df(x_0)h, \tag{A.11}$$

and $\bar{\mathcal{H}}^m$ be the Hausdorff measure on $\bar{f}(A)$. Then,

$$\begin{aligned}
\int_{B(y_0; \delta)} \mathcal{H}^m(dy) - c_m \delta^m &= \int_{B(y_0; \delta)} \mathcal{H}^m(dy) - \int_{B(y_0; \delta)} \bar{\mathcal{H}}^m(dy) \\
&= \int_{f^{-1}(B(y_0; \delta))} J_m f(x) \lambda^m(dx) - \int_{\bar{f}^{-1}(B(y_0; \delta))} J_m \bar{f}(x) \lambda^m(dx) \\
&= \int_{f^{-1}(B(y_0; \delta)) \cap \bar{f}^{-1}(B(y_0; \delta))} (J_m f(x) - J_m \bar{f}(x)) \lambda^m(dx) \\
&\quad + \int_{f^{-1}(B(y_0; \delta)) \setminus \bar{f}^{-1}(B(y_0; \delta))} J_m f(x) \lambda^m(dx) \\
&\quad - \int_{\bar{f}^{-1}(B(y_0; \delta)) \setminus f^{-1}(B(y_0; \delta))} J_m \bar{f}(x) \lambda^m(dx) \\
&= (\text{I})' + (\text{II})' - (\text{III})'
\end{aligned}$$

Since $J_m \bar{f}(x) = J_m f(x_0)$, the first term (I)' in the previous display can be bounded as follows:

$$\begin{aligned}
|(\text{I})'| &= \int_{f^{-1}(B(y_0; \delta)) \cap \bar{f}^{-1}(B(y_0; \delta))} |J_m f(x) - J_m f(x_0)| \lambda^m(dx) \\
&\leq \int_{\bar{f}^{-1}(B(y_0; \delta))} J_m \bar{f}(x) \lambda^m(dx) \sup_{x \in \bar{f}^{-1}(B(y_0; \delta))} \left| 1 - \frac{J_m f(x)}{J_m f(x_0)} \right| \\
&\leq c_m \delta^m \cdot \sup_{x \in \bar{f}^{-1}(B(y_0; \delta))} \left| 1 - \frac{J_m f(x)}{J_m f(x_0)} \right|
\end{aligned}$$

To get a bound for (II)', note that

$$\begin{aligned}
|(\text{II})'| &\leq \int_{f^{-1}(B(y_0; \delta)) \setminus \bar{f}^{-1}(B(y_0; \delta))} J_m f(x_0) \lambda^m(dx) \cdot \sup_{x \in \bar{f}^{-1}(B(y_0; \delta))} \left| \frac{J_m f(x)}{J_m f(x_0)} \right| \\
&= \int_{f(f^{-1}(B(y_0; \delta)) \setminus \bar{f}^{-1}(B(y_0; \delta)))} \bar{\mathcal{H}}^m(dy) \cdot \sup_{x \in \bar{f}^{-1}(B(y_0; \delta))} \left| \frac{J_m f(x)}{J_m f(x_0)} \right|
\end{aligned}$$

To bound the integral, we prove that $f(f^{-1}(B(y_0; \delta)) \setminus \bar{f}^{-1}(B(y_0; \delta)))$ is close to the boundary of $B(y_0; \delta)$ —i.e., $f(f^{-1}(B(y_0; \delta)) \setminus \bar{f}^{-1}(B(y_0; \delta))) \subset B(y_0; \delta) \setminus B(y_0; \delta - \epsilon(\delta))$ where $\epsilon(\delta) = o(\delta)$ as $\delta \rightarrow 0$. Suppose that $y \in f(f^{-1}(B(y_0; \delta)) \setminus \bar{f}^{-1}(B(y_0; \delta)))$. Then, there exists an $h \in \mathbb{R}^m$ such that $x_0 + h = f^{-1}(y)$, $f(x_0 + h) \in B(y_0; \delta)$, and $\bar{f}(x_0 + h) \notin B(y_0; \delta)$.

Since f is C^2 , the k^{th} component of f can be written as

$$f_k(x_0 + h) = f_k(x_0) + Df_k(x_0)h + \frac{1}{2}h^T R_k(x_0 + h)h$$

where $R_k(x_0 + h) = \int_0^1 (1-t) D^2 f_k(x_0 + th) dt$. Therefore, $\|R_k(x_0 + h)\| \leq \sup_{t \in [0, 1]} \|D^2 f_k(x_0 + th)\|$,

$$\|f(x_0 + h) - \bar{f}(x_0 + h)\|_2 \leq \frac{1}{2} \sum_{k=1}^n |h^T R_k(x_0 + h)h| \leq \frac{1}{2} \sup_{x \in A} \|D^2 f_k(x)\| \|h\|_2^2. \quad (\text{A.12})$$

Assumption A4 guarantees the existence of a constant $\|f^{-1}\|_{\text{Lip}} > 0$ such that $\text{diam}(f^{-1}(B(y_0; \delta))) < 2\|f^{-1}\|_{\text{Lip}}\delta$, and since $x_0 + h \in f^{-1}(B(y_0; \delta))$ —i.e., $\|h\|_2 \leq 2\|f^{-1}\|_{\text{Lip}}\delta$ —(A.12) becomes

$$\|f(x_0 + h) - \bar{f}(x_0 + h)\|_2 \leq 2\|f^{-1}\|_{\text{Lip}}^2 \sup_{x \in A} \|D^2 f_k(x)\| \delta^2 = c_f \delta^2.$$

Since $\bar{f}(x_0 + h) \notin B(y_0; \delta)$, the above inequality implies that $f(x_0 + h) \in B(y_0; \delta) \setminus B(y_0; \delta - c_f \delta^2)$, and hence, $f(x_0 + h) \in f(f^{-1}(B(y_0; \delta)) \setminus \bar{f}^{-1}(B(y_0; \delta)))$ is a subset of $B(y_0; \delta) \setminus B(y_0; \delta - c_f \delta^2)$. Now,

we can bound the integral in (II)'

$$\int_{f(f^{-1}(B(y_0;\delta)) \setminus \bar{f}^{-1}(B(y_0;\delta)))} \bar{\mathcal{H}}^m(dy) \leq c_m(\delta^m - (\delta - c_f \delta^2)^m) \leq m c_m c_f \delta^{m+1},$$

which in turn implies

$$(II)' < m c_m c_f \delta^{m+1} \cdot \sup_{x \in \bar{f}^{-1}(B(y_0;\delta))} \left| \frac{J_m f(x)}{J_m f(x_0)} \right|.$$

The following bound for (III)' can be obtained by an essentially identical (but only simpler) argument:

$$(III)' = \int_{\bar{f}^{-1}(B(y_0;\delta)) \setminus f^{-1}(B(y_0;\delta))} J_m \bar{f}(x) \lambda^m(dx) \leq m c_m c_f \delta^{m+1}$$

Now, combining the bounds for (I)', (II)', and (III)', we arrive at

$$\left| \frac{1}{c_m \delta^m} \int_{B(y_0;\delta)} \mathcal{H}^m(dy) - 1 \right| \leq \sup_{x \in \bar{f}^{-1}(B(y_0;\delta))} \left| 1 - \frac{J_m f(x)}{J_m f(x_0)} \right| + m c_f \delta \left(\sup_{x \in \bar{f}^{-1}(B(y_0;\delta))} \left| \frac{J_m f(x)}{J_m f(x_0)} \right| + 1 \right) \quad (A.13)$$

and

$$\sup_{x \in \bar{f}^{-1}(B(y_0;\delta))} \left| 1 - \frac{J_m f(x)}{J_m f(x_0)} \right| \leq \delta \|J_m f\|_{\text{Lip}} \|f^{-1}\|_{\text{Lip}} / \underline{J_m f}$$

where $\underline{J_m f} = \inf_{x \in A} J_m f(x)$. Letting $c'_f = \|J_m f\|_{\text{Lip}} \|f^{-1}\|_{\text{Lip}} / \underline{J_m f} + m c_f \left(\sup_{x \in \bar{f}^{-1}(B(y_0;\delta))} \left| \frac{J_m f(x)}{J_m f(x_0)} \right| + 1 \right)$, we arrive at (A.10). Note that from the mean value theorem,

$$\begin{aligned} \int_{B(y_0;\delta)} p_Y(y) \mathcal{H}^m(dy) &= \int_{f^{-1}(B(y_0;\delta))} J_m f(x) p_Y(f(x)) \lambda^m(dx) \\ &= \int_{f^{-1}(B(f(x_0);\delta))} J_m f(x) \lambda^m(dx) p_Y \circ f(x_0 + h^*) \\ &= \int_{B(y_0;\delta)} \mathcal{H}^m(dy) p_Y \circ f(x_0 + h^*) \end{aligned} \quad (A.14)$$

for some h^* such that $f(x_0 + h^*) \in B(y_0;\delta)$ where $x_0 = f^{-1}(y_0)$. Substituting r_k for δ in (A.14) and using the definition of $r_k(y_0)$, we get

$$\frac{\Gamma_m r_k^m \circ f(x_0)}{k/N} = \frac{\Gamma_m r_k^m \circ f(x_0)}{\int_{B(f(x_0); r_k \circ f(x_0))} \mathcal{H}^m(dy)} \frac{p_Y \circ f(x_0)}{p_Y \circ f(x_0 + h^*)} \frac{1}{p_Y \circ f(x_0)}. \quad (A.15)$$

We therefore arrive at the bound

$$\left| \frac{1}{p_Y \circ f(x_0)} - \frac{\Gamma_m r_k^m \circ f(x_0)}{k/N} \right| \quad (\text{A.16})$$

$$= \frac{1}{p_Y(y_0)} \left(\frac{p_Y \circ f(x_0 + h^*) - p_Y \circ f(x_0)}{p_Y \circ f(x_0 + h^*)} + \frac{p_Y \circ f(x_0)}{p_Y \circ f(x_0 + h^*)} \frac{\Gamma_m r_k^m(y_0)}{\int_{B(y_0; r_k(y_0))} \mathcal{H}^m(dy)} \left(\frac{\int_{B(y_0; r_k(y_0))} \mathcal{H}^m(dy)}{\Gamma_m r_k^m(y_0)} - 1 \right) \right) \quad (\text{A.17})$$

for y_0 s.t. $\bar{f}^{-1}(B(y_0; \delta)) \subseteq A$ and h^* such that $f(x_0 + h^*) \in B(y_0; \delta)$. Note that if $x_0 \in A^{-r_k \circ f(x_0) \|f^{-1}\|_{\text{Lip}}}$, then $\bar{f}^{-1}(B(f(x_0); r_k \circ f(x_0))) \subseteq A$. If, in addition, $x_0 \in A^{-2\bar{r}_k \circ f(x_0) \|f^{-1}\|_{\text{Lip}}}$, then $x_0 + h^* \in \bar{f}^{-1}(B(f(x_0); r_k \circ f(x_0)))$ implies $|h^*| \leq r_k \circ f(x_0) \|f^{-1}\|_{\text{Lip}}$, and hence, $x_0 + h^* \in A^{-r_k \circ f(x_0) \|f^{-1}\|_{\text{Lip}}}$. Therefore, if $x_0 \in A^{-2\bar{r}_k \|f^{-1}\|_{\text{Lip}}}$, then for sufficiently small \bar{r}_k ,

$$\begin{aligned} \left| \frac{1}{p_Y \circ f(x_0)} - \frac{\Gamma_m r_k^m \circ f(x_0)}{k/N} \right| &\leq \frac{1}{p_Y(y_0)} \left(\frac{\|p_Y \circ f\|_{\text{Lip}} h^*}{p_Y \circ f(x_0 + h^*)} + \frac{p_Y(y_0)}{p_Y(y_0 + h^*)} \frac{c'_f r_k(y_0)}{1 - c'_f r_k(y_0)} \right) \\ &\leq \frac{r_k(y_0)}{p_Y(y_0)} \left(\frac{\|f^{-1}\|_{\text{Lip}} \|p_Y \circ f\|_{\text{Lip}}}{\underline{p_Y}} + \frac{\overline{p_Y}}{\underline{p_Y}} \frac{c'_f}{1 - c'_f r_k(y_0)} \right) \\ &\leq \frac{c\bar{r}_k}{p_Y(y_0)} \left(\|p_Y \circ f\|_{\text{Lip}} + 1 \right). \end{aligned}$$

for some $c > 0$ that depends only on f , b , and q . From Lemma 2 and the construction of $d\xi^{[j+1/2]}$,

$$\begin{aligned} \|p_Y \circ f\|_{\text{Lip}} &\leq \|d\xi^{[j+1/2]}/d\lambda^m\|_{\text{Lip}} \cdot \|1/J_m f\|_{\infty} + \|1/J_m f\|_{\text{Lip}} \|d\xi^{[j+1/2]}/d\lambda^m\|_{\infty} \\ &\leq c(1 + h + \|\nabla \zeta_h\|_{\text{Lip}} \mathcal{W}_1(\xi^{[j]}, \xi)). \end{aligned}$$

Therefore,

$$\begin{aligned} &\mathbf{E} \hat{\xi}^{[j+1/2]} \left(|\mu \circ f| \cdot \left| \frac{\Gamma_m r_k^m \circ f}{k/N} - \frac{1}{p_Y \circ f} \right| \right) \\ &= \mathbf{E} \mu(f(X_1^{[j+1/2]})) \left| \frac{1}{p_Y(f(X_1^{[j+1/2]}))} - \frac{\Gamma_m r_k^m(f(X_1^{[j+1/2]}))}{k/N} \right| \left(\mathbb{1}_{\{X_1^{[j+1/2]} \in A \setminus A^{-2\bar{r}_k \|f^{-1}\|_{\text{Lip}}}\}} + \mathbb{1}_{\{X_1^{[j+1/2]} \in A^{-2\bar{r}_k \|f^{-1}\|_{\text{Lip}}}\}} \right) \\ &\leq \|\mu\|_{\infty} \left(\frac{\Gamma_m \bar{r}_k^m}{k/N} + \underline{p_Y}^{-1} \right) \mathbf{P}(X_N^{[i]} \in A \setminus A^{-2\bar{r}_k \|f^{-1}\|_{\text{Lip}}}) \\ &\quad + \mathbf{E} \mu(f(X_1^{[j+1/2]})) \left| \frac{1}{p_Y(f(X_1^{[j+1/2]}))} - \frac{\Gamma_m r_k^m(f(X_1^{[j+1/2]}))}{k/N} \right| \mathbb{1}_{\{X_1^{[j+1/2]} \in A^{-2\bar{r}_k \|f^{-1}\|_{\text{Lip}}}\}} \\ &\leq \|\mu\|_{\infty} \left(\frac{\Gamma_m \bar{r}_k^m}{k/N} + \underline{p_Y}^{-1} \right) \mathbf{P}(X_N^{[i]} \in A \setminus A^{-2\bar{r}_k \|f^{-1}\|_{\text{Lip}}}) + c \mathbf{E} \frac{\bar{r}_k}{p_Y(f(X_1^{[j+1/2]}))} \left(\|p_Y \circ f\|_{\text{Lip}} + 1 \right) \\ &\leq c(1 + h + \|\nabla \zeta_h\|_{\text{Lip}} \mathcal{W}_1(\xi^{[j]}, \xi)) \bar{r}_k. \end{aligned}$$

for some (new) constant $c > 0$. Therefore, together with (A.9) and noting that $\bar{r}_k^m = O((k/N)) = O(N^{\alpha-1})$ (since p_Y is bounded from below by construction),

$$\begin{aligned} & \mathbf{E} \hat{\xi}^{[j+1/2]} \left(\left| \mu \circ f \cdot \frac{\Gamma_m}{k/N} \hat{r}^m \circ f - d\xi/d\xi^{[j+1/2]} \right| \right) \\ & \leq c \{ (1 + \|\nabla \zeta_h\|_{\text{Lip}} \mathcal{W}_1(\xi^{[j]}, \xi)) N^{\frac{\alpha-1}{m}} + N^{1/2+\beta-\alpha} + N^{1-\alpha} \exp(-cN^{2\beta}(\underline{p}_Y/\overline{p}_Y)^2) \} \end{aligned}$$

Noting that $\underline{p}_Y/\overline{p}_Y$ is bounded from below by construction, we see that for any $\epsilon > 0$, by considering β small enough and $\alpha \approx \frac{m+2}{2(m+1)}$, one can always find a (new) constant $c > 0$ such that

$$\mathbf{E} \hat{\xi}_N^{[j+1/2]} \left(\left| \mu \circ f \cdot \frac{\Gamma_m}{k/N} \hat{r}^m \circ f - d\xi/d\xi_N^{[j+1/2]} \right| \right) \leq c(1 + \|\nabla \zeta_h\|_{\text{Lip}} \mathcal{W}_1(\xi^{[j]}, \xi)) N^{-\frac{1-\epsilon}{2(m+1)}}.$$

□

References

- Asmussen, S. and Glynn, P. W. (2007). *Stochastic simulation: algorithms and analysis*, volume 57. Springer Science & Business Media.
- Boender, C., Caron, R. J., McDonald, J., Kan, A. R., Romeijn, H. E., Smith, R. L., Telgen, J., and Vorst, A. (1991). Shake-and-bake algorithms for generating uniform points on the boundary of bounded polyhedra. *Operations research*, 39(6):945–954.
- Boneh, A. and Golan, A. (1979). Constraints redundancy and feasible region boundedness by random feasible point generator (rfpg). In *Third European congress on operations research (EURO III)*, Amsterdam.
- Diaconis, P., Holmes, S., and Shahshahani, M. (2013). Sampling from a manifold. In Jones, G. and Shen, X., editors, *Advances in Modern Statistical Theory and Applications: A Festschrift in Honor of Morris L. Eaton*, pages 102–125.
- Dieker, A. and Vempala, S. S. (2015). Stochastic billiards for sampling from the boundary of a convex set. *Mathematics of Operations Research*, 40(4):888–901.
- Federer, H. (1996). *Geometric Measure Theory*. Springer, Berlin.
- Fournier, N. and Guillin, A. (2015). On the rate of convergence in wasserstein distance of the empirical measure. *Probability Theory and Related Fields*, 162(3-4):707–738.

- Givens, G. H. and Raftery, A. E. (1996). Local adaptive importance sampling for multivariate densities with strong nonlinear relationships. *Journal of the American Statistical Association*, 91(433):132–141.
- Kim, Y., Roh, D., and Lee, M. (2000). Nonparametric adaptive importance samplign for rare event simulation. In *Proceedings of the 2000 Winter Simulation Conference*, pages 767–772.
- Lee, Y. T. and Vempala, S. S. (2016). Geodesic walks in polytopes. *arXiv preprint arXiv:1606.04696*.
- Liu, J. S. (2008). *Monte Carlo strategies in scientific computing*. Springer Science & Business Media.
- Ma, W., Trusina, A., El-Samad, H., Lim, W. A., and Tang, C. (2009). Defining network topologies that can achieve biochemical adaptation. *Cell*, 138(4):760–773.
- Rhee, C.-h., Zhou, E., and Qiu, P. (2014). An iterative algorithm for sampling from manifolds. In *Proceedings of the 2014 Winter Simulation Conference*, pages 574–585. IEEE Press.
- Robert, C. P. (2004). *Monte carlo methods*. Wiley Online Library.
- Santner, T. J., Williams, B. J., and Notz, W. I. (2013). *The design and analysis of computer experiments*. Springer Science & Business Media.
- Smith, R. L. (1984). Efficient monte carlo procedures for generating points uniformly distributed over bounded regions. *Operations Research*, 32(6):1296–1308.
- Villani, C. (2008). *Optimal transport: old and new*, volume 338. Springer Science & Business Media.
- Zhang, P. (1996). Nonparametric importance sampling. *Journal of the American Statistical Association*, 91(435):1245–1253.
- Zlochin, M. and Baram, Y. (2002). Efficient nonparametric importance sampling for bayesian learning. In *Neural Networks, 2002. IJCNN'02. Proceedings of the 2002 International Joint Conference on*, volume 3, pages 2498–2502. IEEE.