

# Intelligent Interference Exploitation for Heterogeneous Cellular Networks against Eavesdropping

Yulong Zou, *Senior Member, IEEE*

**Abstract**—This paper explores the co-existence of a macro cell and a small cell for heterogeneous cellular networks, where a macro-cell base station (MBS) and small-cell base station (SBS) transmit to respective macro-cell user (MU) and small-cell user (SU) through their shared spectrum in the face of a common eavesdropper. We consider two spectrum sharing mechanisms, namely the overlay spectrum sharing (OSS) and underlay spectrum sharing (USS). In the OSS, MBS and SBS take turns to access their shared spectrum. By contrast, the USS allows MBS and SBS to simultaneously transmit over the shared spectrum with the aid of power control for limiting their mutual interference, thus called interference-limited USS (IL-USS). In order to take advantage of mutual interference in confusing the eavesdropper without causing adverse effect on the MU, we propose an interference-canceled USS (IC-USS) scheme, where a sophisticatedly-designed signal is emitted at MBS to cancel out the interference received at MU, which is also beneficial in terms of defending the common eavesdropper. Closed-form expressions of overall outage probability and intercept probability are derived for OSS, IL-USS and IC-USS schemes by taking into account both MBS-MU and SBS-SU transmissions. We prove that the proposed IC-USS can achieve an absolute security with zero intercept probability for the MBS-MU transmission. The secrecy diversity analysis is also carried out by characterizing an asymptotic behavior of the overall outage probability with a given intercept probability in high signal-to-noise ratio region. It is shown that the secrecy diversity gains of conventional OSS and IL-USS are zero, whereas the proposed IC-USS achieves a higher secrecy diversity gain of one. This implies that with an arbitrarily low overall intercept probability, the conventional OSS and IL-USS methods converge to their respective outage probability floors, however the proposed IC-USS scheme can make the overall outage probability asymptotically decrease to zero by simply increasing the transmit power. Additionally, numerical results demonstrate an obvious advantage of the proposed IC-USS over OSS and IL-USS against eavesdropping.

**Index Terms**—Heterogeneous cellular networks, spectrum sharing, interference, absolute security, physical-layer security, outage probability, intercept probability, secrecy diversity.

## I. INTRODUCTION

**R**ECENTLY, with an explosive growth of wireless traffic, an increasing research attention from academia and industry has been paid to the development of future ultra-high data-rate mobile communications systems e.g. 5G and beyond

[1]-[3]. As a consequence, heterogeneous cellular networks consisting of a number of small cells e.g. pico cells and femto cells densely deployed in a macro cell are emerging as a means of improving the spectrum efficiency and data rate of wireless transmissions [4], [5]. To be specific, in heterogeneous cellular networks, a macro-cell base station (MBS) and a small-cell base station (SBS) are allowed to share the same spectrum and transmit their confidential information to respective users over their shared spectrum, leading to a higher spectrum utilization [6], [7]. However, mutual interference between the macro cell and underlaying small cells may arise and severely degrades the throughput performance of heterogeneous networks. To this end, power control and allocation [8]-[10] as well as interference alignment and management [11], [12] have been widely studied to suppress the mutual interference in heterogeneous cellular networks for throughput improvement.

Meanwhile, due to the broadcast nature and inherent openness of wireless communications, as long as an eavesdropper lies in the coverage of heterogeneous cellular networks, it may wiretap both the macro-cell and small-cell transmissions. In order to defend against eavesdropping attacks, cryptographic methods are generally employed in cellular networks to guarantee the transmission confidentiality at the expense of extra computational complexity and latency resulted from the secret key management and encryption/decryption algorithms [13]. Alternatively, physical-layer security emerges as a promising paradigm to achieve the perfect secrecy for wireless communications by taking full advantage of physical characteristics of wireless channels [14], [15]. In [16], Wyner first proved that if the wiretap channel spanning from a source to an eavesdropper is a degraded version of the main channel spanning from the source to its desired receiver, a perfect secrecy can be achieved without any confidential information leakage to the eavesdropper. Later on, the authors of [17] introduced a notion of secrecy capacity shown as the difference between the capacity of main channel and that of wiretap channel, which severely degrades in wireless fading environments. As a consequence, extensive efforts were devoted to examining the use of multiple antennas [18]-[21], multiuser scheduling [22] and cooperative relays [23]-[25] for the sake of enhancing the secrecy capacity for wireless communications.

Also, there is a significant amount of research work focused on physical-layer security for heterogeneous spectrum-sharing networks [26]-[28], including cognitive radio (CR) networks and device-to-device (D2D) underlay cellular networks. More specifically, CR enables an unlicensed wireless network (often

This work was partially supported by the National Natural Science Foundation of China (Grant Nos. 61522109, 61671253 and 91738201), the Natural Science Foundation of Jiangsu Province (Grant Nos. BK20150040 and BK20171446), and the Key Project of Natural Science Research of Higher Education Institutions of Jiangsu Province (No. 15KJA510003).

Y. Zou is with the Nanjing University of Posts and Telecommunications, Nanjing, China. (Email: {yulong.zou}@njupt.edu.cn)

referred to as secondary network) to access licensed spectrum resources that are not occupied by a primary network [26], [27], where the secondary network has a lower priority than the primary network in accessing the licensed spectrum. By contrast, in D2D underlaying cellular networks [28], D2D communication means a direct link between two cellular users without traversing a base station (BS), which is allowed to share the same spectrum with its underlaying cellular links between mobile users and BS. In [29] and [30], the secrecy capacity and outage performance of secondary transmissions were studied with a quality-of-service (QoS) guarantee of primary transmissions for CR networks. The security-reliability tradeoff (SRT) for CR systems was investigated in [31] and two relay selection schemes were proposed for SRT improvement, namely the single-relay selection and multi-relay selection. Additionally, physical-layer security for D2D underlaying cellular networks was studied in [32] by exploiting D2D scheduling to guarantee the secrecy performance of cellular communications. The authors of [33] further examined the maximization of secrecy capacity through power allocation between D2D links and cellular links for D2D underlaying cellular networks.

In this paper, we explore physical-layer security for a heterogeneous spectrum-sharing cellular network consisting of a macro cell and a small cell, where a MBS and a SBS transmit to their respective macro-cell user (MU) and small-cell user (SU) and an eavesdropper intends to wiretap both MBS-MU and SBS-SU transmissions. The overlay spectrum sharing (OSS) and underlay spectrum sharing (USS) are considered for MBS-MU and SBS-SU links to share the same spectrum. The main contribution of this paper are summarized as follows. First, we propose an interference-canceled USS (IC-USS) scheme to take full advantage of mutual interference between the macro cell and small cell in confusing the common eavesdropper. To be specific, the USS enables both MBS and SBS to transmit their messages simultaneously, and thus leads to the mutual interference which has an adverse effect on decoding source messages at legitimate MU and SU, but may also be beneficial to confuse the eavesdropper. To alleviate the mutual interference, power control is utilized in conventional interference-limited USS (IL-USS) scheme. By contrast, in our IC-USS scheme, a special signal is sophisticatedly designed for interference cancelation to reduce the adverse impact of mutual interference on legitimate MU and SU, which is also beneficial to the eavesdropper. Second, we derive closed-form expressions of overall outage probability and intercept probability for both MBS-MU and SBS-SU transmissions relying on the conventional OSS and IL-USS as well as our IC-USS schemes. It is proved that the proposed IC-USS can achieve an absolute security with zero intercept probability for the MBS-MU transmission. Finally, we conduct the secrecy diversity analysis of OSS, IL-USS and IC-USS schemes by characterizing an asymptotic behavior of the overall outage probability with a given intercept probability in high signal-to-noise ratio (SNR) region. It is shown that the proposed IC-USS scheme achieves a secrecy diversity gain of one, whereas the secrecy diversity gains of conventional OSS and IL-USS are zero.

The reminder of this paper are organized as follows. In Section II, we provide the system model of heterogeneous spectrum-sharing cellular networks and propose OSS, IL-USS and IC-USS schemes. Next, we analyze the overall outage probability and intercept probability for OSS, IL-USS and IC-USS in Section III, followed by Section III, where the secrecy diversity analysis is carried out. Then, we present numerical results of the overall outage probability and intercept probability in Section IV. Finally, Section V gives some concluding remarks.

## II. SPECTRUM SHARING FOR HETEROGENEOUS WIRELESS NETWORKS

In this section, we first present the system model of a heterogeneous macro-cell and small-cell wireless system, where an eavesdropper is assumed to tap any radio transmissions in both the macro cell and small cell. Then, we consider two different spectrum sharing mechanisms for the heterogeneous wireless system, namely the overlay spectrum sharing (OSS) and underlay spectrum sharing (USS).

### A. System Model

As shown in Fig. 1, we consider a heterogeneous wireless system consisting of a macro-cell network and a small-cell network, where a macro-cell base station (MBS) and small-cell base station (SBS) transmit their confidential messages to respective intended users, called macro-cell user (MU) and small-cell user (SU), respectively. It needs to be pointed out that MBS and SBS are connected to a core network, e.g., a mobility management entity (MME) in the long term evolution (LTE), a mobile switch center (MSC) in global system for mobile communication (GSM), through which reliable information exchange can be achieved between MBS and SBS. Presently, such a heterogeneous cellular architecture of embedding small-cell base stations (e.g. pico/femto base stations) into a macro-cell network has been adopted in long term evolution-advanced (LTE-A) network [4], which is capable of substantially improving spectral efficiency and attractive to future evolved wireless networks.

In Fig. 1, a passive eavesdropper (E) is considered to tap MBS-MU and SBS-SU transmissions and assumed to know everything about the confidential transmissions (e.g., encryption/decryption algorithms and secret keys) except the source messages. Since the eavesdropper is passive, the channel state information (CSI) of the eavesdropper is assumed to be unavailable in this paper. Although only a macro cell and a small cell are considered in the face of an eavesdropper, a possible future extension may be considered for a large-scale heterogeneous network consisting of multiple MUs, SUs and eavesdroppers with the aid of user scheduling [22] and stochastic geometry [34], [35]. Moreover, in the heterogeneous wireless system of Fig. 1, the macro-cell and small-cell network share the same spectrum resources. Throughout this paper, we consider two different spectrum sharing mechanisms i.e. OSS and USS.

To be specific, in the OSS mechanism, a given spectrum band is divided into two orthogonal parts, which are allocated

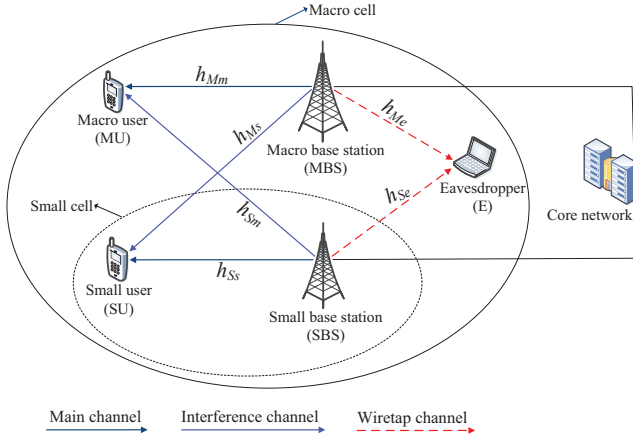


Fig. 1. A heterogeneous cellular network consisting of a macro cell and a small cell in the presence of a common eavesdropper.

to the macro-cell and small-cell networks, respectively. In this manner, MBS and SBS transmit their messages over two orthogonal spectrum sub-bands without mutual interference. By contrast, an USS strategy allows MBS and SBS to simultaneously transmit over the same spectrum band with the aid of power control to limit the mutual interference level for quality-of-service (QoS) guarantee. For national convenience, let  $P_M$  and  $P_S$  respectively denote transmit powers of MBS and SBS, where subscripts  $M$  and  $S$  represent MBS and SBS, respectively. Since the macro-cell network typically has a much wider coverage area than the small-cell network, the transmit power of MBS  $P_M$  is considered to be higher than that of SBS  $P_S$ . As discussed in [4], the macro-cell base stations are typically deployed with transmit power of up to 40W, whereas the embedded small-cell base stations transmit at a much lower power in the range from 100mW to 2W. Moreover, data rates of the MBS-MU and SBS-SU transmissions are denoted by  $R_M$  and  $R_S$ , respectively. Throughout this paper, all the wireless links between any two nodes of Fig. 1 are modeled as Rayleigh fading. In addition, any receiver of Fig. 1 is assumed to encounter the zero-mean additive white Gaussian noise (AWGN) with a variance of  $N_0$ .

### B. Conventional OSS

In this section, we consider the conventional OSS scheme as a baseline. As aforementioned, in the OSS scheme, a given spectrum band is first divided into two orthogonal sub-bands which are then assigned to the macro-cell and small-cell networks, respectively. As a result, these two cells would not interfere with each other when MBS and SBS transmit to their respective users. We consider that a fraction of the total spectrum  $\alpha$  is assigned to MBS and the remaining spectrum is allocated to SBS, wherein  $0 \leq \alpha \leq 1$ . We consider that MBS and SBS transmit their signals denoted by  $x_M$  and  $x_S$ , respectively, at the power of  $P_M$  and  $P_S$ , respectively, where  $E(|x_M|^2) = 1$ ,  $E(|x_S|^2) = 1$ , and  $E(\cdot)$  denotes an expectation operator. Thus, the received signal at MU can be expressed as

$$y_m^{\text{OSS}} = h_{Mm} \sqrt{P_M} x_M + n_m, \quad (1)$$

where subscript  $m$  represents the macro-cell user,  $h_{Mm}$  denotes the fading gain of MBS-MU channel, and  $n_m$  is the AWGN encountered at MU. Also, the received signal at SU is similarly written as

$$y_s^{\text{OSS}} = h_{Ss} \sqrt{P_S} x_S + n_s, \quad (2)$$

where subscript  $s$  represents the small-cell user,  $h_{Ss}$  denotes the fading gain of SBS-SU channel, and  $n_s$  is the AWGN encountered at SU. Meanwhile, due to the broadcast nature of wireless transmission, the signal transmissions of MBS and SBS maybe overheard by E and the corresponding received signals are expressed as

$$y_{Me}^{\text{OSS}} = h_{Me} \sqrt{P_M} x_M + n_e \quad (3)$$

and

$$y_{Se}^{\text{OSS}} = h_{Se} \sqrt{P_S} x_S + n_e, \quad (4)$$

where subscript  $e$  represents the eavesdropper,  $h_{Me}$  and  $h_{Se}$  denote the fading gains of MBS-E and SBS-E channels, and  $n_e$  is the AWGN encountered at E. Using the Shannon's capacity formula, we can obtain the channel capacity of MBS-MU and that of SBS-SU from (1) and (2) as

$$C_{Mm}^{\text{OSS}} = \alpha \log_2(1 + \gamma_M |h_{Mm}|^2) \quad (5)$$

and

$$C_{Ss}^{\text{OSS}} = (1 - \alpha) \log_2(1 + \gamma_S |h_{Ss}|^2), \quad (6)$$

where  $\alpha$  represents the fraction of the total spectrum resource assigned to the MBS-MU transmission,  $\gamma_M = P_M/N_0$  and  $\gamma_S = P_S/N_0$  are referred to as signal-to-noise ratios (SNRs) of the MBS and SBS, respectively. Similarly, from (3) and (4), the channel capacity of MBS-E and that of SBS-E are obtained as

$$C_{Me}^{\text{OSS}} = \alpha \log_2(1 + \gamma_M |h_{Me}|^2) \quad (7)$$

and

$$C_{Se}^{\text{OSS}} = (1 - \alpha) \log_2(1 + \gamma_S |h_{Se}|^2), \quad (8)$$

wherein  $0 \leq \alpha \leq 1$ . It is pointed out that  $h_{Mm}$ ,  $h_{Ss}$ ,  $h_{Me}$  and  $h_{Se}$  are modeled as independent zero-mean complex Gaussian random variables with respective variances of  $\sigma_{Mm}^2$ ,  $\sigma_{Ss}^2$ ,  $\sigma_{Me}^2$  and  $\sigma_{Se}^2$ .

### C. Conventional IL-USS

In this section, we present an interference-limited underlay spectrum sharing (IL-USS) scheme, where MBS and SBS are allowed to access the spectrum simultaneously and the transmit power of SBS shall be limited to ensure its induced interference to the MBS-MU transmission below a tolerable level for the QoS guarantee. As a consequence, when MBS sends its message  $x_M$  to MU at a power of  $P_M$ , SBS simultaneously transmits  $x_S$  to SU at a power of  $P_S$  over the same spectrum band, leading to the fact that a mixed signal of  $x_M$  and  $x_S$  is received at MU and SU. Hence, we can express the received signals at MU and SU as

$$y_m^{\text{IL-USS}} = h_{Mm} \sqrt{P_M} x_M + h_{Sm} \sqrt{P_S} x_S + n_m \quad (9)$$



and

$$y_s^{\text{IL-USS}} = h_{Ss}\sqrt{P_S}x_S + h_{Ms}\sqrt{P_M}x_M + n_s, \quad (10)$$

where  $h_{Ss}$  and  $h_{Ms}$  represent fading gains of SBS-MU and MBS-SU channels, respectively. Meanwhile, due to the broadcast nature of wireless transmissions, the eavesdropper may overhear the signal transmissions of MBS and SBS. Therefore, the corresponding received signal at E can be written as

$$y_e^{\text{IL-USS}} = h_{Me}\sqrt{P_M}x_M + h_{Se}\sqrt{P_S}x_S + n_e. \quad (11)$$

According to the Shannon's capacity formula and using (9) and (10), we may obtain the channel capacity of MBS-MU channel and that of SBS-SU channel as

$$C_{Mm}^{\text{IL-USS}} = \log_2\left(1 + \frac{\gamma_M |h_{Mm}|^2}{\gamma_S |h_{Sm}|^2 + 1}\right) \quad (12)$$

and

$$C_{Ss}^{\text{IL-USS}} = \log_2\left(1 + \frac{\gamma_S |h_{Ss}|^2}{\gamma_M |h_{Ms}|^2 + 1}\right). \quad (13)$$

Additionally, the eavesdropper attempts to interpret the confidential messages of  $x_M$  and  $x_S$  based on its received signal as given by (11). For simplicity, we here consider that the eavesdropper decodes  $x_M$  and  $x_S$  separately without using successive interference cancellation [36]. It needs to be pointed out that similar secrecy results can be obtained for the scenario with successive interference cancellation. Moreover, the use of successive interference cancellation at E would further degrade the physical-layer security of conventional IL-USS scheme, which then achieves worse secrecy performance as expected. Hence, treating  $x_S$  as interference, we obtain the channel capacity of MBS-E channel from (11) as

$$C_{Me}^{\text{IL-USS}} = \log_2\left(1 + \frac{\gamma_M |h_{Me}|^2}{\gamma_S |h_{Se}|^2 + 1}\right). \quad (14)$$

Also, the eavesdropper may decode  $x_s$  based on (11) and the channel capacity of SBS-E channel is similarly given by

$$C_{Se}^{\text{IL-USS}} = \log_2\left(1 + \frac{\gamma_S |h_{Se}|^2}{\gamma_M |h_{Me}|^2 + 1}\right). \quad (15)$$

#### D. Proposed IC-USS

In this section, we propose an interference-canceled underlay spectrum sharing (IC-USS) scheme, where MBS and SBS simultaneously transmit their signals of  $x_M$  and  $x_S$  over the same spectrum band and may interfere with each other. In order to cancel out the interference received at MU from SBS, a special signal denoted by  $x_m$  is sophisticatedly designed and transmitted at MBS. This means that MBS shall transmit a mixed signal of  $x_M$  and  $x_m$  simultaneously, which are utilized to carry the desired information and to cancel out the interference received at MU, respectively. For a fair comparison with the conventional IL-USS scheme, the total power for the mixed signal of  $x_M$  and  $x_m$  is constrained to  $P_M$ . For notational convenience, let  $P_m$  denote the transmit power of  $x_m$  and the remaining power  $P_M - P_m$  is allocated to  $x_M$ , where  $P_M \geq 0$  and  $0 \leq P_m \leq P_M$ . While MBS sends its mixed signal of  $x_M$  and  $x_m$ , SBS also transmits  $x_S$  at a

power of  $P_S$ . Thus, we can express the received signal at MU as

$$\begin{aligned} y_m^{\text{IC-USS}} &= h_{Mm}(\sqrt{P_M - P_m}x_M + x_m) \\ &\quad + h_{Sm}\sqrt{P_S}x_S + n_m \\ &= h_{Mm}\sqrt{P_M - P_m}x_M \\ &\quad + (h_{Mm}x_m + \sqrt{P_S}h_{Sm}x_S) + n_m, \end{aligned} \quad (16)$$

where  $E(|x_m|^2) = P_m$  is the transmit power of a specially-designed signal  $x_m$ . For the sake of canceling out the interference received at MU,  $x_m$  should satisfy the following equation

$$h_{Mm}x_m + \sqrt{P_S}h_{Sm}x_S = 0, \quad (17)$$

which requires that  $h_{Mm}$ ,  $h_{Sm}$ ,  $P_S$  and  $x_S$  are known at MBS. Thanks to that MBS and SBS are connected the core network through wire cables as shown in Fig. 1, MBS can easily acquire the exact information of  $P_S$  and  $x_S$  from SBS via the core network. Moreover, CSIs of  $h_{Mm}$  and  $h_{Sm}$  could be obtained using various channel estimation methods. According to (17), we can obtain the specially-designed signal of  $x_m$  as

$$x_m = -\frac{\sqrt{P_S}h_{Sm}h_{Mm}^*x_S}{|h_{Mm}|^2}, \quad (18)$$

where '\*' denotes a conjugate operator. From (18), one can readily obtain that  $x_m$  is with zero mean and a transmit power  $P_m$  as given by

$$P_m = E(|x_m|^2) = \frac{\sigma_{Sm}^2}{\sigma_{Mm}^2}P_S, \quad (19)$$

where  $\sigma_{Sm}^2 = E(|h_{Sm}|^2)$  and  $\sigma_{Mm}^2 = E(|h_{Mm}|^2)$  are the variance of SBS-MU channel and that of MBS-MU channel, respectively. Noting that  $P_m$  should be in the range of  $0 \leq P_m \leq P_M$  and using (19), we obtain the following inequality

$$\frac{P_M}{P_S} \geq \frac{\sigma_{Sm}^2}{\sigma_{Mm}^2}, \quad (20)$$

which is a necessary condition for MBS to cancel out the interference. In other words, as long as the transmit power  $P_M$  of MBS is sufficiently high to satisfy (20), it is possible to perfectly cancel out the interference received at MU from SBS by employing a specially-designed signal  $x_m$  of (18). It is worth mentioning that although the sophisticatedly-designed signal of  $x_m$  can be employed to neutralize the mutual interference as well as to confuse the eavesdropper, it comes at the cost of consuming partial transmit power that could be used for transmitting the desired information-bearing signal of  $x_M$ . It is of interest to investigate the power allocation between the sophisticatedly-designed signal and information-bearing signal in terms of maximizing the secrecy rate of cellular transmissions, which is considered for our future work. Substituting  $x_m$  from (18) into (16) gives

$$y_m^{\text{IC-USS}} = h_{Mm}\sqrt{P_M - P_m}x_M + n_m, \quad (21)$$

where  $P_m$  is given by (19). Also, we can express the received signal at SU as

$$y_s^{\text{IC-USS}} = h_{Ss}\sqrt{P_S}x_S + h_{Ms}(\sqrt{P_M - P_m}x_M + x_m) + n_s, \quad (22)$$

where  $x_m$  is given by (18). Meanwhile, the eavesdropper may overhear the signal transmissions from MBS and SBS, thus the corresponding received signal can be written as

$$y_e^{\text{IC-USS}} = h_{Me}(\sqrt{P_M - P_m}x_M + x_m) + h_{Se}\sqrt{P_S}x_S + n_e. \quad (23)$$

Applying the Shannon's capacity formula to (21), we can obtain the channel capacity of MBS-MU transmissions relying on the proposed IC-USS scheme as

$$C_{Mm}^{\text{IC-USS}} = \log_2 \left( 1 + (\gamma_M - \frac{\sigma_{S_m}^2}{\sigma_{Mm}^2} \gamma_S) |h_{Mm}|^2 \right). \quad (24)$$

Similarly, by treating both  $x_M$  and  $x_m$  as interference, the channel capacity of SBS-SU transmissions relying on the proposed IC-USS scheme can be obtained from (22) as

$$C_{Ss}^{\text{IC-USS}} = \log_2 \left( 1 + \frac{\gamma_S |h_{Ss}|^2}{\gamma_M |h_{Ms}|^2 + 1} \right). \quad (25)$$

One can observe from (13) and (25) that the small-cell transmission capacity of proposed IC-USS scheme is same as that of traditional IL-USS method, meaning that no additional interference is caused at SU by employing the sophisticatedly-designed signal of  $x_m$  in our IC-USS scheme for neutralizing the interference received at MU and confusing the passive eavesdropper. This is due to the fact that the total transmit power of the sophisticatedly-designed signal  $x_m$  and information-bearing signal  $x_M$  is constrained to  $P_M$  in the proposed IC-USS scheme.

In addition, the eavesdropper may exploit its overheard signal of (23) to decode the confidential messages of  $x_M$  and  $x_S$ . Similar to conventional IL-USS, we consider that  $x_M$  and  $x_S$  are decoded independently at the eavesdropper without using successive interference cancelation. Thus, treating  $x_m$  and  $x_S$  as interference, we obtain the MBS-E channel capacity from (23) as

$$C_{Me}^{\text{IC-USS}} = \log_2 \left( 1 + \frac{(\gamma_M - \gamma_S \sigma_{S_m}^2 / \sigma_{Mm}^2) |h_{Me}|^2}{\gamma_S (|h_{Se}|^2 + |h_{Me}|^2 \sigma_{S_m}^2 / \sigma_{Mm}^2) + 1} \right). \quad (26)$$

Similarly, by using (23) and treating  $x_M$  and  $x_m$  as interference, the SBS-E channel capacity can be given by

$$C_{Se}^{\text{IC-USS}} = \log_2 \left( 1 + \frac{\gamma_S |h_{Se}|^2}{\gamma_M |h_{Me}|^2 + 1} \right), \quad (27)$$

which completes the system model of proposed IC-USS scheme.

### III. SRT ANALYSIS OF SPECTRUM SHARING SCHEMES

In this section, we present the SRT analysis of conventional OSS and IL-USS as well as proposed IC-USS schemes over Rayleigh fading channels. As discussed in [37], the security and reliability of wireless communications are characterized by the intercept probability and outage probability experienced at the eavesdropping and legitimate receivers, respectively. Let us first recall the definitions of intercept probability and outage probability. According to physical-layer security literature [37], [38], a source message with a secrecy rate of  $R_s$  needs to be encoded by a secrecy encoder, generating an overall codeword with an increased rate  $R_o$  to be transmitted

to the destination. It is pointed out that the rate difference  $R_e = R_o - R_s$  represents an extra redundancy introduced for the sake of defending against eavesdropping. The definition of intercept probability and outage probability is detailed as follows.

**Definition 1:** According to the Shannon's coding theorem, when the capacity of the main channel spanning from the source to legitimate destination falls below the transmission rate  $R_o$ , it is impossible for the destination to successfully decode the source message and an outage event occurs in this case. Thus, by letting  $C_m$  denote the capacity of main channel, the probability of occurrence of outage event (referred to as outage probability) is expressed as

$$P_{\text{out}} = \Pr(C_m < R_o). \quad (28)$$

**Definition 2:** As discussed in [15], if the capacity of eavesdropping channel is higher than the rate difference of  $R_o - R_s$ , perfect secrecy is not achievable and an intercept event is considered to happen. Hence, the probability of occurrence of intercept event (called intercept probability) is given by

$$P_{\text{int}} = \Pr(C_e > R_o - R_s), \quad (29)$$

where  $C_e$  represents the capacity of eavesdropping channel.

One can observe from (28) and (29) that the outage probability and intercept probability affect each other with respect to an intermediate parameter  $R_o$ . In what follows, we present the analysis of outage probability and intercept probability for the OSS, IL-USS and IC-USS schemes for the sake of quantitatively characterizing their security versus reliability relationship.

#### A. Conventional OSS

This subsection analyzes the outage probability and intercept probability of macro-cell and small-cell transmissions relying on the conventional OSS approach. Without loss of any generality, let  $R_M^o$  and  $R_S^o$  represent the overall data rates of MBS-MU and SBS-SU transmissions  $M$  and  $S$ , respectively. From (28), the outage probability of MBS-MU transmission is obtained as

$$P_{Mm\text{-out}}^{\text{OSS}} = \Pr(C_{Mm}^{\text{OSS}} < R_M^o), \quad (30)$$

where  $C_{Mm}^{\text{OSS}}$  is given by (5). Substituting  $C_{Mm}^{\text{OSS}}$  from (5) into (30) yields

$$\begin{aligned} P_{Mm\text{-out}}^{\text{OSS}} &= \Pr(\alpha \log_2(1 + \gamma_M |h_{Mm}|^2) < R_M^o) \\ &= \Pr(|h_{Mm}|^2 < \Delta_M), \end{aligned} \quad (31)$$

where  $\Delta_M = (2^{\frac{R_M^o}{\alpha}} - 1) / \gamma_M$ . Noting that  $|h_{Mm}|^2$  is an exponentially distributed random variable with a mean of  $\sigma_{Mm}^2$ , we arrive at

$$P_{Mm\text{-out}}^{\text{OSS}} = 1 - \exp\left(-\frac{\Delta_M}{\sigma_{Mm}^2}\right). \quad (32)$$

Similarly, using (6) and (28), the outage probability of SBS-SU transmission is given by

$$P_{Ss\text{-out}}^{\text{OSS}} = \Pr(C_{Ss}^{\text{OSS}} < R_S^o) \quad (33)$$

Substituting  $C_{Ss}^{\text{OSS}}$  from (6) into (33) yields

$$\begin{aligned} P_{Ss\text{-out}}^{\text{OSS}} &= \Pr((1-\alpha)\log_2(1+\gamma_S|h_{Ss}|^2) < R_S^o) \\ &= \Pr(|h_{Ss}|^2 < \Delta_S) \\ &= 1 - \exp\left(-\frac{\Delta_S}{\sigma_{Ss}^2}\right), \end{aligned} \quad (34)$$

where  $\Delta_S = (2^{\frac{R_S^o}{1-\alpha}} - 1)/\gamma_S$  and  $\sigma_{Ss}^2$  is an expected value of the exponentially distributed random variable of  $|h_{Ss}|^2$ .

Additionally, for notational convenience, let  $R_M^s$  and  $R_S^s$  denote the secrecy rates of MBS' and SBS' transmissions. Moreover, the distributed random variables of  $|h_{Me}|^2$  and  $|h_{Se}|^2$  are independent exponentially distributed with respective means of  $\sigma_{Me}^2$  and  $\sigma_{Se}^2$ . Using (7) and (29), we can obtain the intercept probability of MBS-E wiretap channel as

$$P_{Me\text{-int}}^{\text{OSS}} = \Pr(C_{Me}^{\text{OSS}} > R_M^o - R_M^s) = \exp\left(-\frac{\Delta_M^d}{\sigma_{Me}^2}\right) \quad (35)$$

where  $\Delta_M^d = (2^{\frac{R_M^o - R_M^s}{\alpha}} - 1)/\gamma_M$ . Similarly, from (8) and (29), the intercept probability of SBS-E wiretap channel is given by

$$P_{Se\text{-int}}^{\text{OSS}} = \Pr(C_{Se}^{\text{OSS}} > R_S^o - R_S^s) = \exp\left(-\frac{\Delta_S^d}{\sigma_{Se}^2}\right), \quad (36)$$

where  $\Delta_S^d = (2^{\frac{R_S^o - R_S^s}{1-\alpha}} - 1)/\gamma_S$ .

So far, we have derived closed-form expressions of outage probability and intercept probability for macro-cell and small-cell transmissions separately, as shown in (32) and (34)-(36). In order to show a coupled effect between the macro-cell and small-cell transmissions, we here define an overall outage probability of the heterogeneous macro-cell and small-cell network by the product of their individual outage probabilities. As a consequence, an overall outage probability for the conventional OSS scheme can be expressed as

$$P_{\text{out}}^{\text{OSS}} = P_{Mm\text{-out}}^{\text{OSS}} \times P_{Ss\text{-out}}^{\text{OSS}}, \quad (37)$$

where  $P_{Mm\text{-out}}^{\text{OSS}}$  and  $P_{Ss\text{-out}}^{\text{OSS}}$  are given by (32) and (34), respectively. Similarly, an overall intercept probability of the heterogeneous macro-cell and small-cell network can be defined as the product of their individual intercept probabilities. Hence, an overall intercept probability for the conventional OSS scheme is written as

$$P_{\text{int}}^{\text{OSS}} = P_{Me\text{-int}}^{\text{OSS}} \times P_{Se\text{-int}}^{\text{OSS}}, \quad (38)$$

where  $P_{Me\text{-int}}^{\text{OSS}}$  and  $P_{Se\text{-int}}^{\text{OSS}}$  are given by (35) and (36), respectively.

### B. Conventional IL-USS

This subsection presents the SRT analysis of IL-USS scheme. Using (12) and (28) and noting that  $|h_{Mm}|^2$  and  $|h_{Sm}|^2$  are independent exponentially distributed random variables with respective means of  $\sigma_{Mm}^2$  and  $\sigma_{Sm}^2$ , we can obtain the outage probability of MBS-MU transmission relying on the IL-USS scheme as

$$\begin{aligned} P_{Mm\text{-out}}^{\text{IL-USS}} &= \Pr(C_{Mm}^{\text{IL-USS}} < R_M^o) \\ &= \Pr(|h_{Mm}|^2 < (\gamma_S|h_{Sm}|^2 + 1)\Lambda_M) \\ &= 1 - \frac{\sigma_{Mm}^2}{\gamma_S\sigma_{Sm}^2\Lambda_M + \sigma_{Mm}^2} \exp\left(-\frac{\Lambda_M}{\sigma_{Mm}^2}\right), \end{aligned} \quad (39)$$

where  $\Lambda_M = (2^{R_M^o} - 1)/\gamma_M$ . From (13) and (28), the outage probability of SBS-SU transmission is given by

$$\begin{aligned} P_{Ss\text{-out}}^{\text{IL-USS}} &= \Pr(C_{Ss}^{\text{IL-USS}} < R_S^o) \\ &= \Pr(|h_{Ss}|^2 < (\gamma_M|h_{Ms}|^2 + 1)\Lambda_S) \\ &= 1 - \frac{\sigma_{Ss}^2}{\gamma_M\sigma_{Ms}^2\Lambda_S + \sigma_{Ss}^2} \exp\left(-\frac{\Lambda_S}{\sigma_{Ss}^2}\right), \end{aligned} \quad (40)$$

where  $\Lambda_S = (2^{R_S^o} - 1)/\gamma_S$  and  $\sigma_{Ms}^2$  is a mean of the exponentially distributed random variable  $|h_{Ms}|^2$ . Similar to (37), an overall outage probability for the conventional IL-USS scheme can be obtained as

$$P_{\text{out}}^{\text{IL-USS}} = P_{Mm\text{-out}}^{\text{IL-USS}} \times P_{Ss\text{-out}}^{\text{IL-USS}}, \quad (41)$$

where  $P_{Mm\text{-out}}^{\text{IL-USS}}$  and  $P_{Ss\text{-out}}^{\text{IL-USS}}$  are given by (39) and (40), respectively.

Additionally, from (14), (15) and (29), we can obtain intercept probabilities experienced over MBS-E and SBS-E wiretap channels as

$$\begin{aligned} P_{Me\text{-int}}^{\text{IL-USS}} &= \Pr(C_{Me}^{\text{IL-USS}} > R_M^o - R_M^s) \\ &= \Pr(|h_{Me}|^2 > (\gamma_S|h_{Se}|^2 + 1)\Lambda_M^d) \\ &= \frac{\sigma_{Me}^2}{\sigma_{Me}^2 + \gamma_S\sigma_{Se}^2\Lambda_M^d} \exp\left(-\frac{\Lambda_M^d}{\sigma_{Me}^2}\right) \end{aligned} \quad (42)$$

and

$$\begin{aligned} P_{Se\text{-int}}^{\text{IL-USS}} &= \Pr(C_{Se}^{\text{IL-USS}} > R_S^o - R_S^s) \\ &= \Pr(|h_{Se}|^2 > (\gamma_M|h_{Me}|^2 + 1)\Lambda_S^d) \\ &= \frac{\sigma_{Se}^2}{\sigma_{Se}^2 + \gamma_M\sigma_{Me}^2\Lambda_S^d} \exp\left(-\frac{\Lambda_S^d}{\sigma_{Se}^2}\right), \end{aligned} \quad (43)$$

where  $\Lambda_M^d = (2^{R_M^o - R_M^s} - 1)/\gamma_M$  and  $\Lambda_S^d = (2^{R_S^o - R_S^s} - 1)/\gamma_S$ . Therefore, an overall intercept probability of the conventional IL-USS scheme can be similarly defined as the product of individual intercept probabilities of  $P_{Me\text{-int}}^{\text{IL-USS}}$  and  $P_{Se\text{-int}}^{\text{IL-USS}}$ , namely

$$P_{\text{int}}^{\text{IL-USS}} = P_{Me\text{-int}}^{\text{IL-USS}} \times P_{Se\text{-int}}^{\text{IL-USS}}, \quad (44)$$

where  $P_{Me\text{-int}}^{\text{IL-USS}}$  and  $P_{Se\text{-int}}^{\text{IL-USS}}$  are given by (42) and (43), respectively.

### C. Proposed IC-USS

In this subsection, we carry out the SRT analysis of proposed IC-USS scheme by deriving its outage probability and intercept probability in closed-form. From (24), (25) and (28), the individual outage probabilities of the MBS-MU and SBS-SU transmissions relying on the proposed IC-USS scheme are obtained as

$$\begin{aligned} P_{Mm\text{-out}}^{\text{IC-USS}} &= \Pr(C_{Mm}^{\text{IC-USS}} < R_M^o) \\ &= 1 - \exp\left(-\frac{\Lambda_M}{\sigma_{Mm}^2 - \sigma_{Sm}^2\gamma_S/\gamma_M}\right), \end{aligned} \quad (45)$$

and

$$\begin{aligned} P_{Ss\text{-out}}^{\text{IC-USS}} &= \Pr(C_{Ss}^{\text{IC-USS}} < R_S^o) \\ &= 1 - \frac{\sigma_{Ss}^2}{\gamma_M\sigma_{Ms}^2\Lambda_S + \sigma_{Ss}^2} \exp\left(-\frac{\Lambda_S}{\sigma_{Ss}^2}\right). \end{aligned} \quad (46)$$

Using (45) and (46), we can obtain an overall outage probability for the proposed IC-USS scheme as

$$P_{\text{out}}^{\text{IC-USS}} = P_{Mm\text{-out}}^{\text{IC-USS}} \times P_{Ss\text{-out}}^{\text{IC-USS}}. \quad (47)$$

In addition, from (26) and (29), an intercept probability encountered by MBS-E wiretap channel relying on the proposed IC-USS scheme is given by

$$\begin{aligned} P_{Me\text{-int}}^{\text{IC-USS}} &= \Pr(C_{Me}^{\text{IC-USS}} > R_M^o - R_M^s) \\ &= \Pr[\Omega |h_{Me}|^2 > \Lambda_M^d (\gamma_S |h_{Se}|^2 + 1)], \end{aligned} \quad (48)$$

where  $\Omega = 1 - 2^{(R_M^o - R_M^s)} \gamma_S \sigma_{Sm}^2 / (\gamma_M \sigma_{Mm}^2)$  and  $\Lambda_M^d = (2^{R_M^o - R_M^s} - 1) / \gamma_M$ . From (48), we have

$$P_{Me\text{-int}}^{\text{IC-USS}} = \begin{cases} 0, & \Omega \leq 0 \\ \frac{\sigma_{Me}^2 \Omega}{\sigma_{Me}^2 \Omega + \gamma_S \sigma_{Se}^2 \Lambda_M^d} \exp(-\frac{\Lambda_M^d}{\sigma_{Me}^2 \Omega}), & \Omega > 0 \end{cases}, \quad (49)$$

which implies that an absolute security with zero probability of occurring an intercept event is achievable for the macro-cell transmission relying on the proposed IC-USS scheme given  $\Omega \leq 0$ , namely  $\frac{P_M \sigma_{Mm}^2}{P_S \sigma_{Sm}^2} \leq 2^{(R_M^o - R_M^s)}$ . Hence, combining (20) and (49), a necessary condition for the proposed IC-USS scheme to achieve the absolute security can be expressed as

$$1 \leq \frac{P_M \sigma_{Mm}^2}{P_S \sigma_{Sm}^2} \leq 2^{(R_M^o - R_M^s)}, \quad (50)$$

which guarantees that no intercept event would happen for the macro-cell transmission. Using (27) and (29), we can obtain an intercept probability experienced at SBS-E wiretap channel for the proposed IC-USS scheme as

$$\begin{aligned} P_{Se\text{-int}}^{\text{IC-USS}} &= \Pr(C_{Se}^{\text{IC-USS}} > R_S^o - R_S^s) \\ &= \frac{\sigma_{Se}^2}{\sigma_{Se}^2 + \gamma_M \sigma_{Me}^2 \Lambda_S^d} \exp(-\frac{\Lambda_S^d}{\sigma_{Se}^2}), \end{aligned} \quad (51)$$

where  $\Lambda_S^d = (2^{R_S^o - R_S^s} - 1) / \gamma_S$ . Similar (38), an overall intercept probability for the proposed IC-USS scheme is obtained as

$$P_{\text{int}}^{\text{IC-USS}} = P_{Me\text{-int}}^{\text{IC-USS}} \times P_{Se\text{-int}}^{\text{IC-USS}}, \quad (52)$$

where  $P_{Me\text{-int}}^{\text{IC-USS}}$  and  $P_{Se\text{-int}}^{\text{IC-USS}}$  are given by (49) and (51), respectively.

#### IV. SECRECY DIVERSITY GAIN ANALYSIS

In this section, we present the secrecy diversity gain analysis for the conventional OSS and IL-USS as well as the proposed IC-USS schemes. Although the closed-form outage and intercept probability expressions of (37), (38), (41), (44), (47) and (52) can be used to provide numerical SRT performance comparisons, they fail to provide an insight into the impact of heterogeneous network interference on the physical-layer security. As a consequence, we are motivated to carry out a so-called secrecy diversity analysis by characterizing an asymptotic behavior of the outage probability with an intercept probability constraint in high SNR regions. To be specific, we first analyze an asymptotic outage probability as a function of the intercept probability with  $\gamma_M \rightarrow \infty$ , and then derive the secrecy diversity gain as a ratio of the logarithmic asymptotic

outage probability to the logarithmic SNR  $\gamma_M$ , as mathematically described below

$$d_s = - \lim_{\gamma_M \rightarrow \infty} \frac{\log P_{\text{out}}(\gamma_M, P_{\text{int}})}{\log \gamma_M}, \quad (53)$$

where  $P_{\text{out}}(\gamma_M, P_{\text{int}})$  represents an outage probability as a function of SNR  $\gamma_M$  and an intercept probability constraint  $P_{\text{int}}$ .

##### A. Conventional OSS

This subsection analyzes the secrecy diversity gain of conventional OSS scheme, which is described as

$$d_s^{\text{OSS}} = - \lim_{\gamma_M \rightarrow \infty} \frac{\log(P_{\text{out}}^{\text{OSS}})}{\log \gamma_M}, \quad (54)$$

where  $P_{\text{out}}^{\text{OSS}}$  is the outage probability of OSS scheme as given by (37). Substituting  $P_{\text{out}}^{\text{OSS}}$  from (37) into (54) gives

$$d_s^{\text{OSS}} = - \lim_{\gamma_M \rightarrow \infty} \frac{\log(P_{Mm\text{-out}}^{\text{OSS}} \cdot P_{Ss\text{-out}}^{\text{OSS}})}{\log \gamma_M}. \quad (55)$$

From (35) and (36), we can have

$$2^{\frac{R_M^o}{\alpha}} = 2^{\frac{R_M^s}{\alpha}} (1 - \gamma_M \sigma_{Me}^2 \ln P_{Me\text{-int}}^{\text{OSS}}), \quad (56)$$

and

$$2^{\frac{R_S^o}{1-\alpha}} = 2^{\frac{R_S^s}{1-\alpha}} (1 - \gamma_S \sigma_{Se}^2 \ln P_{Se\text{-int}}^{\text{OSS}}). \quad (57)$$

Substituting  $2^{\frac{R_M^o}{\alpha}}$  and  $2^{\frac{R_S^o}{1-\alpha}}$  from (56) and (57), respectively, into (32) and (34) yields

$$P_{Mm\text{-out}}^{\text{OSS}} = 1 - \exp\left(-\frac{2^{\frac{R_M^s}{\alpha}} (1 - \gamma_M \sigma_{Me}^2 \ln P_{Me\text{-int}}^{\text{OSS}}) - 1}{\gamma_M \sigma_{Mm}^2}\right), \quad (58)$$

and

$$P_{Ss\text{-out}}^{\text{OSS}} = 1 - \exp\left(-\frac{2^{\frac{R_S^s}{1-\alpha}} (1 - \gamma_S \sigma_{Se}^2 \ln P_{Se\text{-int}}^{\text{OSS}}) - 1}{\gamma_S \sigma_{Ss}^2}\right). \quad (59)$$

From (58), one can readily obtain

$$\lim_{\gamma_M \rightarrow \infty} P_{Mm\text{-out}}^{\text{OSS}} = 1 - (P_{Me\text{-int}}^{\text{OSS}})^{2^{(R_M^s/\alpha)} \sigma_{Me}^2 / \sigma_{Mm}^2}, \quad (60)$$

where  $P_{Me\text{-int}}^{\text{OSS}}$  is an intercept probability required for macro-cell transmissions. Similarly, denoting  $\gamma_S = \beta \gamma_M$  wherein  $0 \leq \beta \leq \frac{\sigma_{Mm}^2}{\sigma_{Sm}^2}$  as implied from (20), we have

$$\lim_{\gamma_M \rightarrow \infty} P_{Ss\text{-out}}^{\text{OSS}} = 1 - (P_{Se\text{-int}}^{\text{OSS}})^{2^{R_S^s/(1-\alpha)} \sigma_{Se}^2 / \sigma_{Ss}^2}, \quad (61)$$

where  $\beta = \gamma_S / \gamma_M$  is referred to as small-to-macro ratio (SMR) and  $P_{Se\text{-int}}^{\text{OSS}}$  is a required intercept probability for small-cell transmissions. One can readily observe from (60) and (61) that the outage probabilities for both macro-cell and small-cell transmissions are decreasing functions with regard to the intercept probability, showing a tradeoff between the security and reliability. Moreover, as the required intercept probability decreases to zero, the corresponding outage probability



increases to one, and vice versa. Substituting  $P_{Mm-out}^{OSS}$  and  $P_{Ss-out}^{OSS}$  from (60) and (61) into (55) gives

$$d_s^{OSS} = 0, \quad (62)$$

which shows that the conventional OSS scheme achieves a secrecy diversity order of zero. In other words, with a required intercept probability constraint, the outage probability would not approach to zero, as the SNR  $\gamma_M$  increases to infinity. Hence, the conventional OSS scheme fails to make the overall intercept probability and overall outage probability both drop to zero with an increasing SNR.

### B. Conventional IL-USS

In this subsection, we analyze the secrecy diversity gain of conventional IL-USS scheme. Similarly to (55), the secrecy diversity of conventional IL-USS scheme can be obtained from (41) as

$$d_s^{IL-USS} = - \lim_{\gamma_M \rightarrow \infty} \frac{\log(P_{Mm-out}^{IL-USS} \cdot P_{Ss-out}^{IL-USS})}{\log \gamma_M}, \quad (63)$$

where  $P_{Mm-out}^{IL-USS}$  and  $P_{Ss-out}^{IL-USS}$  are given by (39) and (40), respectively. Denoting  $\gamma_S = \beta\gamma_M$  ( $0 \leq \beta \leq \frac{\sigma_{Mm}^2}{\sigma_{Ss}^2}$ ) and letting  $\gamma_M \rightarrow \infty$ , we can simplify  $P_{Me-int}^{IL-USS}$  from (42) as

$$\lim_{\gamma_M \rightarrow \infty} P_{Me-int}^{IL-USS} = \frac{\sigma_{Me}^2}{\sigma_{Me}^2 + \beta\sigma_{Se}^2(2^{R_M^o} - 1)}, \quad (64)$$

which leads to

$$2^{R_M^o} = 2^{R_M^s} \left(1 + \frac{\Phi_{Me}^{IL-USS}}{\beta}\right), \quad (65)$$

where  $\Phi_{Me}^{IL-USS} = \left(\frac{1}{P_{Me-int}^{IL-USS}} - 1\right) \frac{\sigma_{Me}^2}{\sigma_{Se}^2}$ . Using (43) and denoting  $\gamma_S = \beta\gamma_M$ , we can similarly obtain

$$2^{R_S^o} = 2^{R_S^s} (1 + \beta\Phi_{Se}^{IL-USS}), \quad (66)$$

for  $\gamma_M \rightarrow \infty$ , where  $\Phi_{Se}^{IL-USS} = \left(\frac{1}{P_{Se-int}^{IL-USS}} - 1\right) \frac{\sigma_{Se}^2}{\sigma_{Me}^2}$ . Substituting  $2^{R_M^o}$  and  $2^{R_S^o}$  from (65) and (66) into (39) and (40) yields

$$P_{Mm-out}^{IL-USS} = \frac{\beta\sigma_{Sm}^2(2^{R_M^s} - 1) + \Phi_{Me}^{IL-USS}\sigma_{Sm}^2 2^{R_M^s}}{\sigma_{Mm}^2 + \beta\sigma_{Sm}^2(2^{R_M^s} - 1) + \Phi_{Me}^{IL-USS}\sigma_{Sm}^2 2^{R_M^s}}, \quad (67)$$

and

$$P_{Ss-out}^{IL-USS} = \frac{\sigma_{Ms}^2(2^{R_S^s} - 1) + \Phi_{Se}^{IL-USS}\sigma_{Ms}^2 2^{R_S^s}}{\beta\sigma_{Ss}^2 + \sigma_{Ms}^2(2^{R_S^s} - 1) + \Phi_{Se}^{IL-USS}\sigma_{Ms}^2 2^{R_S^s}}, \quad (68)$$

for  $\gamma_M \rightarrow \infty$ . One can observe from (67) and (68) that as the required intercept probability decreases to zero, the parameters  $\Phi_{Me}^{IL-USS}$  and  $\Phi_{Se}^{IL-USS}$  increases to infinity, thus the outage probabilities of macro-cell and small-cell transmissions both increase to one. Combining (63), (67) and (68), we obtain the secrecy diversity gain of conventional IL-USS as

$$d_s^{IL-USS} = 0, \quad (69)$$

from which a secrecy diversity order of zero is achieved by the conventional IL-USS scheme, implying that increasing the transmit power  $\gamma_M$  would not force the overall outage probability and intercept probability of conventional IL-USS scheme to be arbitrarily low.

### C. Proposed IC-USS

In this subsection, we present the secrecy diversity analysis for proposed IC-USS scheme. Similarly to (55), the secrecy diversity gain of proposed IC-USS scheme is obtained from (47) as

$$d_s^{IC-USS} = - \lim_{\gamma_M \rightarrow \infty} \frac{\log(P_{Mm-out}^{IC-USS} \cdot P_{Ss-out}^{IC-USS})}{\log \gamma_M}, \quad (70)$$

where  $P_{Mm-out}^{IC-USS}$  and  $P_{Ss-out}^{IC-USS}$  are given by (45) and (46), respectively. Using (49) and denoting  $\gamma_S = \beta\gamma_M$ , we can have

$$P_{Me-int}^{IC-USS} = \begin{cases} 0, & \Omega \leq 0 \\ \frac{\sigma_{Me}^2 \Omega}{\sigma_{Me}^2 \Omega + \sigma_{Se}^2(2^{R_M^o} - 1)\beta}, & \Omega > 0 \end{cases} \quad (71)$$

for  $\gamma_M \rightarrow \infty$ , which in turn gives

$$2^{R_M^o} = 2^{R_M^s} \frac{(\Phi_{Me}^{IC-USS} + \beta)\sigma_{Mm}^2}{(\sigma_{Mm}^2 + \Phi_{Me}^{IC-USS}\sigma_{Sm}^2)\beta}, \quad (72)$$

for the case of  $\Omega > 0$ , where  $\Phi_{Me}^{IC-USS} = \left(\frac{1}{P_{Me-int}^{IC-USS}} - 1\right) \frac{\sigma_{Me}^2}{\sigma_{Se}^2}$ . From (51), we arrive at

$$2^{R_S^o} = 2^{R_S^s} (1 + \beta\Phi_{Se}^{IC-USS}), \quad (73)$$

for  $\gamma_M \rightarrow \infty$ , where  $\Phi_{Se}^{IC-USS} = \left(\frac{1}{P_{Se-int}^{IC-USS}} - 1\right) \frac{\sigma_{Se}^2}{\sigma_{Me}^2}$ . Meanwhile, letting  $\gamma_M \rightarrow \infty$  and ignoring higher-order infinitesimal, we can simplify (45) as

$$P_{Mm-out}^{IC-USS} = \frac{2^{R_M^o} - 1}{\sigma_{Mm}^2 - \sigma_{Sm}^2\beta} \cdot \left(\frac{1}{\gamma_M}\right). \quad (74)$$

It needs to be pointed out that given the case of  $\Omega \leq 0$ , an absolute security with zero intercept probability can be achieved for the macro-cell MBS-MU transmission. In this case, using (74), one can readily obtain

$$\lim_{\gamma_M \rightarrow \infty} \frac{\log(P_{Mm-out}^{IC-USS})}{\log \gamma_M} = -1, \quad (75)$$

for the case of  $\Omega \leq 0$  with a zero intercept probability for the MBS-MU transmission. In the case of  $\Omega > 0$ , substituting  $2^{R_M^o}$  from (72) into (74) and considering an arbitrarily low intercept probability with  $P_{Me-int}^{IC-USS} \rightarrow 0$ , we have

$$P_{Mm-out}^{IC-USS} = \frac{\sigma_{Mm}^2 2^{R_M^s} / (\sigma_{Sm}^2 \beta) - 1}{\sigma_{Mm}^2 - \sigma_{Sm}^2 \beta} \cdot \left(\frac{1}{\gamma_M}\right). \quad (76)$$

Thus, from (76), we can also obtain

$$\lim_{\gamma_M \rightarrow \infty} \frac{\log(P_{Mm-out}^{IC-USS})}{\log \gamma_M} = -1, \quad (77)$$

for the case of  $\Omega > 0$  with an arbitrarily low intercept probability of  $P_{Me-int}^{IC-USS}$ . Combining (75) and (77) yields

$$\lim_{\gamma_M \rightarrow \infty} \frac{\log(P_{Mm-out}^{IC-USS})}{\log \gamma_M} = -1, \quad (78)$$

for any  $\Omega$  with an arbitrarily low intercept probability. Moreover, substituting  $2^{R_S^o}$  from (73) into (46), we can obtain

$$P_{Ss-out}^{IC-USS} = \frac{\sigma_{Ms}^2(2^{R_S^s} - 1) + \Phi_{Se}^{IC-USS}\sigma_{Ms}^2 2^{R_S^s}}{\beta\sigma_{Ss}^2 + \sigma_{Ms}^2(2^{R_S^s} - 1) + \Phi_{Se}^{IC-USS}\sigma_{Ms}^2 2^{R_S^s}}, \quad (79)$$



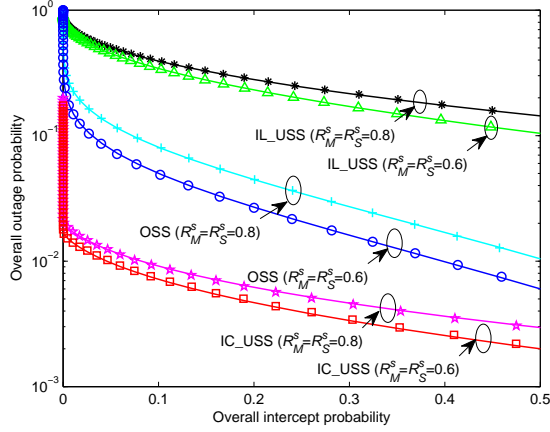


Fig. 2. Overall outage probability versus overall intercept probability of the conventional OSS and IL-USS methods as well as the proposed IC-USS scheme for different secrecy rates of  $R_M^s = R_S^s = 0.6$  bit/s/Hz and  $0.8$  bit/s/Hz with  $R_M^o = R_S^o$  in the range of  $[R_M^s, 5.5]$ , where solid lines and discrete markers represent the theoretical and simulation results, respectively.

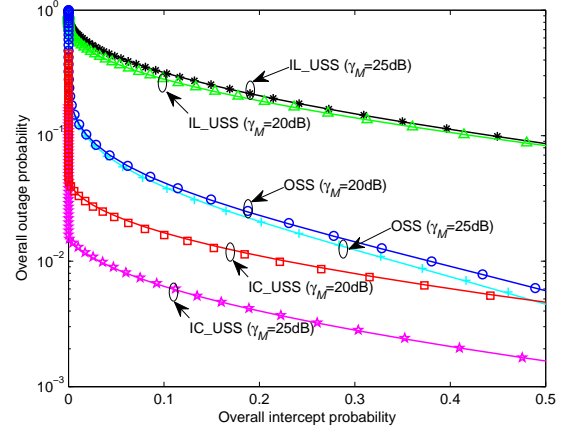


Fig. 3. Overall outage probability versus overall intercept probability of the conventional OSS and IL-USS methods as well as the proposed IC-USS scheme for different SNRs of  $\gamma_M = 20$  dB and  $25$  dB with  $R_M^o = R_S^o$  in the range of  $[R_M^s, 5.5]$ , where solid lines and discrete markers represent the theoretical and simulation results, respectively.

which in turn leads to

$$\lim_{\gamma_M \rightarrow \infty} \frac{\log(P_{Ss-out}^{IC-USS})}{\log \gamma_M} = 0. \quad (80)$$

By combining (78) and (80) with (70), the secrecy diversity gain of proposed IC-USS scheme is given by

$$\begin{aligned} d_s^{IC-USS} &= - \lim_{\gamma_M \rightarrow \infty} \frac{\log(P_{Mm-out}^{IC-USS}) + \log(P_{Ss-out}^{IC-USS})}{\log \gamma_M} \\ &= 1, \end{aligned} \quad (81)$$

which indicates that the proposed IC-USS scheme can achieve the secrecy diversity order of one higher than both the conventional OSS and IL-USS schemes. This also implies that with an arbitrarily low overall intercept probability, the overall outage probability of proposed IC-USS scheme would decrease to zero as the SNR  $\gamma_M$  increases to infinity. As a consequence, with an increasing SNR of  $\gamma_M$ , the proposed IC-USS scheme can make the overall outage probability and overall intercept probability both drop to zero, showing its significant advantage over conventional OSS and IL-USS methods from a SRT perspective.

## V. NUMERICAL RESULTS AND DISCUSSIONS

In this section, we present numerical performance comparisons among the conventional OSS and IL-USS methods as well as the proposed IC-USS scheme in terms of their overall outage probability and intercept probability. In the numerical evaluation, we consider  $\sigma_{Mm}^2 = \sigma_{Ss}^2 = 1$ ,  $\sigma_{Ms}^2 = \sigma_{Sm}^2 = 0.5$  and  $\sigma_{Me}^2 = \sigma_{Se}^2 = 0.1$ . Also, an SNR of  $\gamma_M = 25$  dB, a secrecy data rate of  $R_M^s = R_S^s = 0.5$  bit/s/Hz and  $\alpha = \beta = 0.5$  are used, unless otherwise stated. Additionally, simulated intercept probability and outage probability results of the OSS, IL-USS and IC-USS three schemes are also provided through Monte-Carlo simulation to verify our theoretical SRT analysis, where theoretical SRT results are obtained by plotting (37), (38), (41), (44), (47) and (52).

Fig. 2 shows the overall outage probability versus overall intercept probability of the conventional OSS and IL-USS methods as well as the proposed IC-USS scheme for different secrecy rates of  $R_M^s = R_S^s = 0.6$  bit/s/Hz and  $0.8$  bit/s/Hz, where solid lines and discrete markers represent the theoretical and simulation results, respectively. As observed in Fig. 2, with an increasing overall intercept probability, the overall outage probability for each of the OSS, IL-USS and IC-USS schemes decreases and vice versa, showing a tradeoff between the security and reliability, called security-reliability tradeoff (SRT). Fig. 2 also shows that as the secrecy data rate increases from  $R_M^s = R_S^s = 0.6$  bit/s/Hz to  $0.8$  bit/s/Hz, the SRT performance of OSS, IL-USS and IC-USS schemes degrades accordingly, and the proposed IC-USS scheme performs better than the conventional OSS and IL-USS methods. Moreover, as the overall outage probability decreases from  $10^0$  to  $10^{-2}$ , the overall intercept probability of proposed IC-USS scheme remains zero, illustrating the existence of an absolute security. Additionally, the theoretical and simulated SRT results of Fig. 2 match well, verifying the correctness of our derived closed-form expressions of overall outage probability and intercept probability.

Fig. 3 depicts the overall outage probability versus overall intercept probability of the conventional OSS and IL-USS methods as well as the proposed IC-USS scheme for different SNRs of  $\gamma_M = 20$  dB and  $25$  dB. One can observe from Fig. 3 that for both cases of  $\gamma_M = 20$  dB and  $25$  dB, the proposed IC-USS scheme outperforms the conventional OSS and IL-USS methods in terms of their SRTs. Fig. 3 also shows that as the SNR  $\gamma_M$  increases from  $\gamma_M = 20$  dB to  $25$  dB, the SRT performance of IC-USS and OSS schemes improves accordingly, whereas the IL-USS method degrades instead. This is because that in the IL-USS approach, the macro-cell and small-cell transmissions interfere with each other and increasing the transmit power would cause more mutual interference, thus leading to the SRT degradation with an increasing SNR. By contrast, the proposed IC-USS is

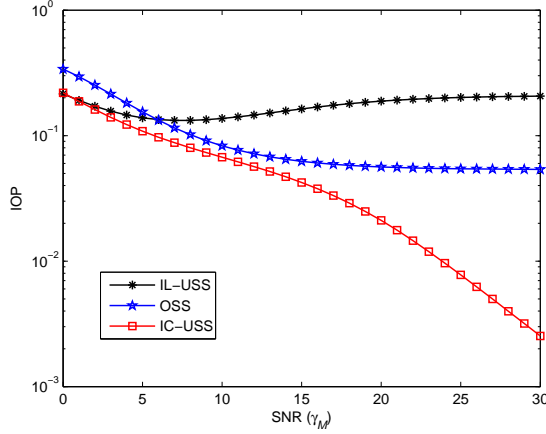


Fig. 4. Intercept and outage probability (IOP) versus SNR  $\gamma_M$  of the conventional OSS and IL-USS methods as well as the proposed IC-USS scheme.

sophisticatedly designed to alleviate the interference problem by canceling out the SBS-MU interference and, moreover, no mutual interference between the macro-cell and small-cell transmissions exists in the OSS scheme. Hence, increasing the transmit power is beneficial to both the IC-USS and OSS schemes.

In Fig. 4, we show the sum of overall intercept probability and outage probability (as denoted by IOP for short) versus the SNR  $\gamma_M$  of OSS, IL-USS and IC-USS schemes for the sake of demonstrating an impact of SNR  $\gamma_M$  on the SRT performance. It needs to be pointed out that given an SNR  $\gamma_M$ , IOPs of OSS, IL-USS and IC-USS schemes are minimized by adjusting data rates of  $R_M^o = R_S^o$ . As shown in Fig. 4, with an increasing SNR  $\gamma_M$ , the IOP of conventional IL-USS method decreases initially, and then increases to an IOP floor due to the fact that mutual interference becomes a dominant factor in degrading its SRT performance. Fig. 4 also shows that as the SNR  $\gamma_M$  increases, the IOP of conventional OSS scheme decreases and converges to a performance floor, whereas the proposed IC-USS scheme continuously decreases the IOP significantly. It can be observed from Fig. 4 that with an increasing SNR  $\gamma_M$ , the performance advantage of proposed IC-USS scheme over conventional OSS and IL-USS methods becomes more and more significant in terms of their IOPs.

Fig. 5 illustrates the overall outage probability versus SNR  $\gamma_M$  of the conventional OSS and IL-USS methods as well as the proposed IC-USS scheme for different individual intercept probability constraints of  $P_{\text{int}} \leq 10^{-1}$  and  $P_{\text{int}} \leq 10^{-2}$ , where the intercept probabilities of macro-cell and small-cell transmissions each shall be less than a required level. As shown in Fig. 5, as the intercept probability requirement relaxes from  $10^{-2}$  to  $10^{-1}$ , the overall outage probabilities of OSS, IL-USS and IC-USS schemes all decrease and the proposed IC-USS scheme achieves the best outage performance with a given SNR. Additionally, as the SNR  $\gamma_M$  increases, the conventional OSS and IL-USS methods converge to their respective outage probability floors, whereas the overall outage probability of proposed IC-USS scheme significantly decreases to zero

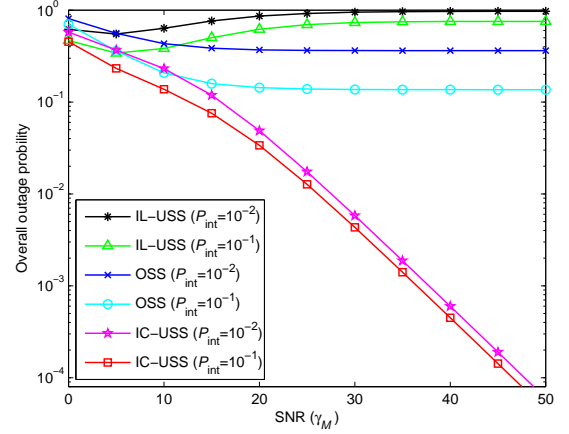


Fig. 5. Overall outage probability versus SNR  $\gamma_M$  of the conventional OSS and IL-USS methods as well as the proposed IC-USS scheme for different individual intercept probability constraints of  $P_{\text{int}} \leq 10^{-1}$  and  $P_{\text{int}} \leq 10^{-2}$  for both the macro-cell and small-cell transmissions.

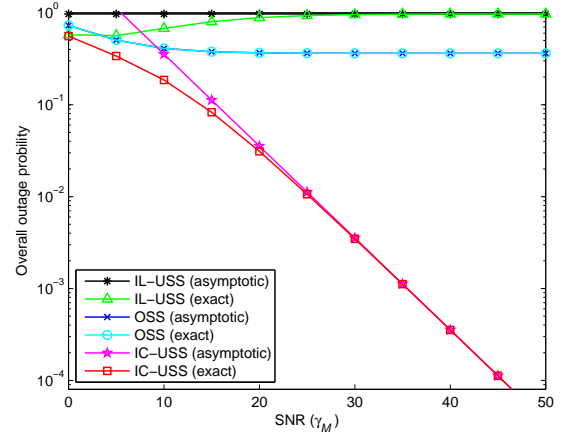


Fig. 6. Exact and asymptotic overall outage probabilities versus SNR  $\gamma_M$  of the conventional OSS and IL-USS methods as well as the proposed IC-USS scheme with a required individual intercept probability constraint of  $P_{\text{int}} \leq 10^{-2}$  for both the macro-cell and small-cell transmissions.

without an outage probability floor.

In Fig. 6, we present exact and asymptotic overall outage probabilities versus SNR of the conventional OSS and IL-USS as well as proposed IC-USS schemes with a required intercept probability constraint, where the asymptotic overall outage probabilities are obtained by using (58), (59), (67), (68), (74) and (79). It is shown from Fig. 6 that the exact and asymptotic overall outage probabilities of OSS scheme are identical, due to the fact that no asymptotic assumption is used in deriving (58) and (59). By contrast, the asymptotic outage probability curves of IL-USS and IC-USS schemes converge to their respective exact outage probability results with an increasing SNR  $\gamma_M$ . This is because that deriving (67), (68), (74) and (79) takes into account  $\gamma_M \rightarrow \infty$ . One can also observe from Fig. 6 that as the SNR  $\gamma_M$  increases, the proposed IC-USS scheme can make its overall outage probability decrease to zero with a required intercept probability constraint. This means that the SRT performance of proposed IC-USS scheme

can be always improved by simply increasing the transmit power, which is, however, not beneficial to conventional OSS and IL-USS methods.

## VI. CONCLUDING REMARKS

In this paper, we studied physical-layer security for a heterogeneous spectrum-sharing cellular network consisting of a macro cell and a small cell in the presence of a common eavesdropper. We proposed an IC-USS scheme to improve transmission security of the heterogeneous cellular network against eavesdropping, where both the macro-cell and small-cell transmissions are allowed to simultaneously transmit over their shared spectrum along with mutual interference induced between each other. A special signal was sophisticatedly designed in the proposed IC-USS scheme to alleviate an adverse effect of the mutual interference on an intended user while severely degrading the common eavesdropper. Conventional OSS and IL-USS methods were considered for the purpose of performance comparisons. We derived closed-form expressions of overall outage probability and intercept probability for OSS, IL-USS and IC-USS schemes. It was mathematically proved that the proposed IC-USS scheme can achieve an absolute security with zero intercept probability for the MBS-MU transmission. Also, we conducted the secrecy diversity analysis for OSS, IL-USS and IC-USS schemes and showed that the proposed IC-USS scheme achieves a higher secrecy diversity gain than conventional OSS and IL-USS methods. Additionally, numerical results demonstrated that the proposed IC-USS scheme performs the best and the IL-USS approach is the worst in terms of their overall outage probability and intercept probability. More importantly, under a given intercept probability constraint, the overall outage probabilities of conventional OSS and IL-USS methods converge to their respective outage floors with an increasing SNR, whereas the proposed IC-USS scheme can make its overall outage probability decrease to zero as the SNR increases to infinity.

## REFERENCES

- [1] S. Chen, F. Qin, B. Hu, X. Li, and Z. Chen, "User-centric ultra-dense networks (UUDN) for 5G: Challenges, methodologies and directions," *IEEE Wirel. Commun. Mag.*, vol. 23, no. 2, pp. 78-85, Apr. 2016.
- [2] C. Wang, F. Haider, X. Gao, *et al.*, "Cellular architecture and key technologies for 5G wireless communication networks," *IEEE Commun. Mag.*, vol. 52, no. 2, pp. 122-130, Feb. 2014.
- [3] S. Chen, B. Ren, Q. Gao, *et al.*, "Pattern division multiple access (PDMA) - A novel non-orthogonal multiple access for fifth-generation radio networks," *IEEE Trans. Veh. Tech.*, vol. 66, no. 4, pp. 3185-3196, Apr. 2017.
- [4] R. Madan, J. Borran, A. Sampath, *et al.*, "Cell association and interference coordination in heterogeneous LTE-A cellular networks," *IEEE J. Sel. Areas Commun.*, vol. 28, no. 9, pp. 1479-1489, Sep. 2010.
- [5] S. Yong, T. Quek, M. Kountouris, and G. Caire, "Cognitive hybrid division duplex for two-tier femtocell networks," *IEEE Trans. Wirel. Commun.*, vol. 12, no. 10, pp. 4852-4865, Oct. 2013.
- [6] C. Yang, J. Li, A. Anpalagan, and M. Guizani, "Joint power coordination for spectral-and-energy efficiency in heterogeneous small cell networks: A bargaining game-theoretic perspective," *IEEE Trans. Wirel. Commun.*, vol. 15, no. 2, pp. 1364-1376, Feb. 2016.
- [7] X. Li, T. Jiang, S. Cui, J. An, and Q. Zhang, "Cooperative communications based on rateless network coding in distributed MIMO systems," *IEEE Wirel. Commun.*, vol. 17, no. 3, pp. 60-67, Jun. 2010.
- [8] F. Martin-Vega, G. Gomez, M. Aguayo-Torres, *et al.*, "Analytical modeling of interference aware power control for the uplink of heterogeneous cellular networks," *IEEE Trans. Wirel. Commun.*, vol. 15, no. 10, pp. 6742-6757, Oct. 2016.
- [9] H. Hu, H. Wang, Q. Zhu, *et al.*, "Uplink performance analysis in multi-tier heterogeneous cellular networks with power control and biased user association," *China Commun.*, vol. 13, no. 12, pp. 25-36, Dec. 2016.
- [10] Z. Yu, K. Wang, H. Ji, *et al.*, "Dynamic resource allocation in TDD-based heterogeneous cloud radio access networks," *China Commun.*, vol. 13, no. 6, pp. 1-11, Jun. 2016.
- [11] K. Wang, H. Li, F. Yu, *et al.*, "Interference alignment in virtualized heterogeneous cellular networks with imperfect channel state information," *IEEE Trans. Veh. Tech.*, vol. 66, no. 2, pp. 1519-1532, Feb. 2017.
- [12] A. He, L. Wang, Y. Chen, K. K. Wong, and M. Elkashlan, "Uplink interference management in massive MIMO enabled heterogeneous cellular networks," *IEEE Wirel. Commun. Lett.*, vol. 5, no. 5, pp. 560-563, May 2017.
- [13] Y. Zou, J. Zhu, X. Wang, and L. Hanzo, "A survey on wireless security: Technical challenges, recent advances and future trends," *Proc. of the IEEE*, vol. 104, no. 9, pp. 1727-1765, Sept. 2016.
- [14] M. Bloch and J. Barros, "Physical-layer security: From information theory to security engineering," UK: Cambridge University Press, 2011.
- [15] Y. Zou, J. Zhu, X. Wang, and V. C. M. Leung, "Improving physical-layer security in wireless communications using diversity techniques," *IEEE Net.*, vol. 29, no. 1, pp. 42-48, Feb. 2015.
- [16] A. D. Wyner, "The wire-tap channel," *Bell Syst. Tech. J.*, vol. 54, no. 8, pp. 1355-1387, Aug. 1975.
- [17] S. K. Leung-Yan-Cheong and M. E. Hellman, "The Gaussian wiretap channel," *IEEE Trans. Inf. Theory*, vol. 24, pp. 451-456, Jul. 1978.
- [18] A. Khisti and D. Zhang, "Artificial-noise alignment for secure multicast using multiple antennas," *IEEE Commun. Lett.*, vol. 17, no. 8, pp. 1568-1571, Aug. 2013.
- [19] Y. Wu, R. Schober, D. Ng, C. Xiao, and G. Caire, "Secure massive MIMO transmission with an active eavesdropper," *IEEE Trans. Inf. Theory*, vol. 62, no. 7, pp. 3880-3900, Jul. 2016.
- [20] Y. Wu, C. Xiao, Z. Ding, X. Gao, and S. Jin, "Linear precoding for finite-alphabet signaling over MIMOME wiretap channels," *IEEE Trans. Veh. Tech.*, vol. 61, no. 6, pp. 2599-2612, Jun. 2012.
- [21] J. Zhu, Y. Zou, G. Wang, Y. D. Yao, and G. K. Karagiannis, "On secrecy performance of antenna-selection-aided MIMO systems against eavesdropping," *IEEE Trans. Veh. Technol.*, vol. 65, no. 1, pp. 214-225, Jan. 2016.
- [22] Y. Zou, X. Wang, and W. Shen, "Physical-layer security with multiuser scheduling in cognitive radio networks," *IEEE Transactions on Communications*, vol. 61, no. 12, pp. 5103 - 5113, Dec. 2013.
- [23] Y. Zou, X. Wang, and W. Shen, "Optimal relay selection for physical-layer security in cooperative wireless networks," *IEEE J. Sel. Areas Commun.*, vol. 31, no. 10, pp. 2099-2111, Oct. 2013.
- [24] G. Zheng, L. Choo, and K. K. Wong, "Optimal cooperative jamming to enhance physical layer security using relays," *IEEE Trans. Signal Process.*, vol. 59, no. 3, pp. 1317-1322, Mar. 2011.
- [25] H. Guo, Z. Yang, L. Zhang, J. Zhu, and Y. Zou, "Optimal power allocation for joint relay and jammer selection assisted wireless physical-layer security," *IEEE Trans. Commun.*, vol. 65, No. 5, pp. 2180-2193, May 2017.
- [26] Y. Zou, "Physical-layer security for spectrum sharing systems," *IEEE Trans. Wirel. Commun.*, vol. 16, no. 2, pp. 1319-1329, Feb. 2017.
- [27] Y. Zou, J. Zhu, L. Yang, Y.-C. Liang, and Y.-D. Yao, "Securing physical-layer communications for cognitive radio networks," *IEEE Commun. Mag.*, vol. 53, no. 9, pp. 48-54, Sept. 2015.
- [28] W. Wang, K. Teh, and K. Li, "Enhanced physical layer security in D2D spectrum sharing networks," *IEEE Wirel. Commun. Lett.*, vol. 6, no. 1, pp. 106-109, Jan. 2017.
- [29] Y. Pei, Y.-C. Liang, K. C. Teh, and K. Li, "Secure communication in multi-antenna cognitive radio networks with imperfect channel state information," *IEEE Trans. Signal Process.*, vol. 59, no. 4, pp. 1683-1693, Apr. 2011.
- [30] Y. Zou, X. Li, and Y. C. Liang, "Secrecy outage and diversity analysis of cognitive radio systems," *IEEE J. Sel. Areas Commun.*, vol. 32, no. 11, pp. 2222-2236, Nov. 2014.
- [31] Y. Zou, B. Champagne, W.-P. Zhu, and L. Hanzo, "Relay-selection improves the security-reliability trade-off in cognitive radio systems," *IEEE Trans. Commun.*, vol. 63, no. 1, pp. 215-228, Jan. 2015.
- [32] C. Ma, J. Liu, X. Tian, *et al.*, "Interference exploitation in D2D-enabled cellular networks: A secrecy perspective," *IEEE Trans. Commun.*, vol. 63, no. 1, pp. 229-242, Jan. 2015.

- [33] R. Zhang, X. Cheng, and L. Yang, "Cooperation via spectrum sharing for physical layer security in device-to-device communications underlying cellular networks," *IEEE Trans. Wirel. Commun.*, vol. 15, no. 8, pp. 5651-5663, Aug. 2016.
- [34] T.-X. Zheng, H.-M. Wang, Q. Yang, and M. H. Lee, "Safeguarding decentralized wireless networks using full-duplex jamming receivers," *IEEE Trans. Wirel. Commun.*, vol. 16, no. 1, pp. 278-292, Jan. 2017.
- [35] T.-X. Zheng, H.-M. Wang, J. Yuan, Z. Han, and M. H. Lee, "Physical layer security in wireless ad hoc networks under a hybrid full-/half-duplex receiver deployment strategy," *IEEE Trans. Wirel. Commun.*, vol. 16, no. 6, pp. 3827-3839, Mar. 2017.
- [36] Y. Sun, N. Ng, J. Zhu, *et al.*, "Robust and secure resource allocation for full-duplex MISO multicarrier NOMA systems," online available: <https://arxiv.org/abs/1710.01391>, 2017.
- [37] Y. Zou, J. Zhu, X. Li, and L. Hanzo, "Relay selection for wireless communications against eavesdropping: A security-reliability tradeoff perspective", *IEEE Net.*, vol. 30, no. 5, pp. 74-79, Sept. 2016.
- [38] X. Tang, R. Liu, P. Spasojevic, and H. V. Poor, "On the throughput of secure hybrid-ARQ protocols for Gaussian block-fading channels," *IEEE Trans. Inf. Theory*, vol. 55, no. 4, pp. 1575-1591, Apr. 2009.



**Yulong Zou** (SM'13) is a Full Professor and Doctoral Supervisor at the Nanjing University of Posts and Telecommunications (NUPT), Nanjing, China. He received the B.Eng. degree in information engineering from NUPT, Nanjing, China, in July 2006, the first Ph.D. degree in electrical engineering from the Stevens Institute of Technology, New Jersey, USA, in May 2012, and the second Ph.D. degree in signal and information processing from NUPT, Nanjing, China, in July 2012.

Dr. Zou was awarded the 9th IEEE Communications Society Asia-Pacific Best Young Researcher in 2014 and a co-receipt of the Best Paper Award at the 80th IEEE Vehicular Technology Conference in 2014. He has served as an editor for the IEEE Communications Surveys & Tutorials, IEEE Communications Letters, EURASIP Journal on Advances in Signal Processing, IET Communications, and China Communications. In addition, he has acted as TPC members for various IEEE sponsored conferences, e.g., IEEE ICC/GLOBECOM/WCNC/VTIC/ICCC, etc.