

PriFi: Low-Latency Metadata Protection for Organizational Networks

Ludovic Barman*, Italo Dacosta*, Mahdi Zamani[‡], Ennan Zhai[†],
 Bryan Ford*, Jean-Pierre Hubaux*, Joan Feigenbaum[†]
 *EPFL, [†]Yale University, [‡]VISA Research

ABSTRACT

Organizational networks are vulnerable to traffic-analysis attacks that enable adversaries to infer sensitive information from network traffic — even if encryption is used.

We present PriFi, an anonymous communication protocol for LANs which provides identity protection and provable tracking-resistance against eavesdroppers; it has low latency and is application agnostic. PriFi builds on Dining Cryptographers networks (DC-nets) and solves several of their limitations. For instance, the communication latency is reduced via a client/relay/server architecture tailored to LANs, where a set of servers assist the anonymization process without adding latency. Unlike mix networks and other DC-nets systems, a client’s packets remain on their usual network path without additional hops. Moreover, PriFi protects clients against equivocation attacks without adding significant latency overhead and without requiring communication among clients. PriFi also detects disruption (jamming) attacks without costly consensus among servers. We evaluate PriFi, and results show that PriFi introduces a small latency overhead ($\approx 120\text{ms}$ for 100 clients) and is compatible with delay-sensitive applications such as VoIP.

I. INTRODUCTION

Local area networks (LANs) deployed in organizational networks are vulnerable to eavesdropping attacks. Many organizational networks use Wireless LANs, upon which eavesdropping is easy for insiders and outsiders [25, 60, 1, 5]. Even in Ethernet networks¹, a well-positioned eavesdropper can easily observe some or all traffic [24]. Sensitive traffic is usually encrypted at the link- or transport-level (e.g., with IEEE 802.11 or TLS), but some metadata such as *who is communicating* remains visible. This enables an eavesdropper to passively identify and track users [28, 73], and potentially perform targeted attacks on specific devices and users (e.g., on high-value individuals). A single compromised device can perform such an attack, and so do curious, malicious or coerced users and system administrators.

To protect against targeted eavesdropping in LANs, few solutions exist. Standard encryption protocols (e.g., TLS, VPNs, IPsec) do not hide the identity of the communicating entities [55, 37, 36]. VLANs isolate users but do not hide the traffic patterns on wireless channels, which remains visible even when the network infrastructure is not compromised, e.g., in the

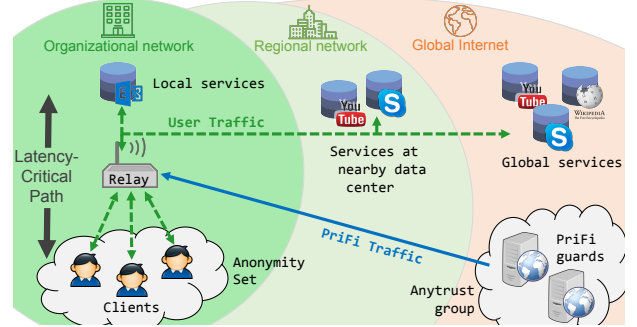


Fig. 1. PriFi’s architecture consists of clients, a relay, and group of anytrust servers called the *guards*. Clients’ packets remain on their usual network path without additional hops, unlike in mix-networks and onion-routing protocols.

case of a parking-lot attack². In both cases, an attacker can use *traffic-analysis attacks* to passively track individuals and infer communication’s contents (e.g., identifying endpoints such as websites [67, 7, 35, 50], contents such as videos streams [26, 57], or English Words in encrypted Skype calls [8, 68]).

Anonymous communication networks (ACNs) are tools designed to conceal the communicating entities; however, most ACNs are typically designed for the Internet and translate poorly to the LAN setting. Most ACNs rely on mix-networks or onion-routing, and a common drawback is that their security relies on routing the traffic through a set of servers on the Internet [23, 53, 11, 12, 42]. First, this implies that in the context of an organization, traffic whose destination is the local organizational services needs to be routed over the Internet before coming back to the organization. More importantly, to minimize the risks of coercion and collusion, those servers are typically spread across different jurisdictions, and hence those designs introduce an important latency overhead.

Dining-Cryptographer’s networks (DC-nets) [9] are an anonymization primitive which is attractive latency-wise, since their security relies on information coding and not on sequential operations done by different servers, and anonymity can in theory be achieved without costly server-to-server communication. This theoretical appeal has not been achieved in practice however, and previous DC-net systems such as Dissent [14], Dissent in Numbers [71], and Verdict [15] still use costly server-to-server communication, achieving latencies in the order of seconds [71], and notably route user’s traffic through the servers.

¹An LAN network partitioned with switches, where traffic is typically not broadcasted.

²Attacking or eavesdropping on a Wireless network from the parking lot outside a company building, e.g., using specialized antennas.

We present PriFi, the first low-latency anonymous communication network tailored to organizational networks. PriFi provides identities protection and tracking resistance against internal and external eavesdroppers; users connected to PriFi are assured that their communications are indistinguishable from the communications of other PriFi users. PriFi works at the network-level — like a VPN — using DC-nets to anonymize IP packet flows. Unlike a VPN, the PriFi server inside the organization is not trusted, and users remain protected in case of compromise. PriFi provides low-latency, traffic-agnostic communication (*i.e.*, suitable for delay-sensitive applications such as streaming and VoIP) at the cost of a reasonably higher bandwidth usage.

PriFi uses DC-nets in a new three-tier architecture composed of clients and a relay (*e.g.*, a router) in a LAN, and *guards*, servers that are possibly geographically distributed in the Internet (Figure 1). Not only is this architecture compatible with organizational networks, but it also enables PriFi to avoid a major latency overhead often present in other ACNs. Unlike previous DC-nets systems, which use multi-hop, multi-round protocols and costly server-to-server communications [14, 71, 15], PriFi achieves significantly lower latency by removing unnecessary communication hops while providing similar guarantees. A notable difference is that the traffic from clients remains on its usual network path $\text{Client} \leftrightarrow \text{Router} \leftrightarrow \text{Internet}$ and does not go through the guards.

Practical anonymity systems face two notable challenges: first, in ACNs with receiver anonymity, a malicious relay can perform *equivocation attacks*, *i.e.*, de-anonymization by sending different information to different clients and by analyzing their subsequent behavior. Equivocation attacks can be detected by having clients gossip on the received information, but this introduces high communication costs. Previous DC-net systems did not address this issue [14, 71, 15]. PriFi solves this by encrypting the upstream traffic with the history of downstream messages; this does not require any client-to-client communication and adds little latency. Second, DC-net systems are notably susceptible to *disruption attacks* (*e.g.*, jamming) by malicious insiders [9]. In similar systems, the detection of disruption attacks requires many server-to-server communications to identify disruptors [71, 15], and this process takes up to hours [71]. In PriFi, we leverage on the special role of the relay in our topology to perform this detection much faster (in seconds); in particular, the detection is done with no added latency and without communication with the servers, via a probabilistic trap-bit mechanism.

As a potential use-case, we explore PriFi in the context of the needs of the International Committee of the Red Cross (ICRC). The ICRC is interested in PriFi notably because of their strong privacy and security needs regarding communications; researchers previously identified a need for traffic-analysis-resistant networks with sufficiently low latency and high bandwidth for conducting field work with acceptable overhead [46]. The same study also confirms that “staffs and beneficiaries need to communicate in a multitude of adverse environments that are often susceptible to eavesdropping, physical attacks on the infrastructure, and to coercion of the personnel”, and some delegation grant IT administrative access only to regional staff “to minimize insider threats” [46]. One

part of our evaluation is dedicated to this use-case.

We implemented a prototype of PriFi on desktop, iOS and Android devices, and we evaluate its performance on the Deterlab [22] infrastructure using (a) public standard datasets and (b) a private ICRC dataset. We observe that the latency overhead caused by PriFi is low enough for VoIP and video conferencing (≈ 120 ms for 100 users), and the internal and external bandwidth usage of PriFi is acceptable in an organizational network. In comparison, the latency of the closest related work, Dissent in Numbers [71], is 14.5 seconds for 100 clients when deployed on the same setup. We explore multiple scenarios; one where all clients are part of the same (W)LAN (corresponding to one building or facility), one where clients use PriFi as a remote VPN, benefiting from the organization’s protection while roaming, and another where the organization leverages a local trusted server (which is the case in some ICRC delegations). Having a local trusted server reduces latency up to 50%, whereas the latency in the VPN scenario is around 500 ms for 100 clients. Finally, we show that despite the synchronous nature of DC-nets, user mobility does not jeopardize the high availability (99.82%) of the PriFi network.

In this paper, we make the following contributions:

- PriFi, a low-latency, traffic-analysis-resistant anonymous communication with sufficient scalability to support current organizational networks;
- Novel low-latency protections against equivocation attacks by compromised relays and disruption attacks by malicious clients;
- An open-source implementation of PriFi in Go on desktop computers, and Android and iOS applications [2].

II. BACKGROUND & DC-NET CHALLENGES

A Dining Cryptographers network [9] is a multiparty protocol that enables users to anonymously send and receive information. Users first exchange shared secrets; then, each round, all users broadcast ciphertexts, and only one of them sends an anonymous message. By XORing all ciphertexts, any party can compute the plaintext message. This protocol achieves unconditional sender- and receiver-anonymity and has been used as a basis for several ACNs [71, 15].

We now describe the key challenges of DC-nets-based ACNs.

Impact of Topology. The initial DC-nets design [9] requires key material between every pair of members. Dissent [71] and subsequent work [15] have a more scalable two-tier topology made of clients and servers, where each client only exchanges a secret with each server. However, the client/server topology has a significant negative impact on latency: it requires several server-to-server rounds of communication to ensure integrity, accountability, and to handle client churn. PriFi avoids this drawback with a new client/relay/guard architecture.

Disruption Protection. Vanilla DC-nets are vulnerable to disruption attacks (*i.e.*, jamming) [9] from malicious insiders: *e.g.*, an malicious user can corrupt other clients’ plaintexts. Previous work used proactively verifiable constructions [14, 15] that are incompatible with low-latency communication, or

blame mechanisms [70] requiring minutes to hours to find disruptors. PriFi uses a new probabilistic mechanism to retroactively blame users and to detect disruptors in seconds.

Equivocation Protection. Previous DC-net systems did not address equivocation attacks (*i.e.*, feeding each client different, identifiable information to distinguish the anonymous receiver; see Section VI), which are nonetheless a practical and covert attack against these systems [14, 71, 15]. Some standard protections are gossiping or running consensus among clients; however, not only they are costly in terms of bandwidth, but also they introduce latency, as clients cannot use any received information before the results of the gossiping/consensus. In PriFi, messages from clients cannot be decrypted if an equivocation attack happened, and PriFi protects against the threat without added latency or communication among clients.

Churn. A major challenge for DC-nets is to handle churn, *i.e.*, clients joining or leaving the network, because it invalidates the current communication and requires a new exchange of keys. PriFi uses small and frequent communication rounds to maintain high availability in presence of churn.

Scheduling. A DC-net creates an anonymous channel shared among its clients; this channel is prone to collisions when two clients communicate at the same time. Previous works [14, 71, 15] use a scheduling mechanism to organize clients in time slots, as PriFi does.

III. PRIFI SYSTEM OVERVIEW

PriFi can be considered as a low-latency proxy service (*e.g.*, a VPN or SOCKS tunnel) working within a LAN, creating tunnels between clients and the PriFi relay (*e.g.*, the LAN's router). Informally, those tunnels protect honest client's traffic from eavesdropping attacks. The traffic is anonymized, preventing a third-party to assign a packet or flow to a specific device or end-user. Additionally, unlike traditional proxy services, (1) the server does not need to be trusted, *i.e.*, it can attempt to de-anonymize the clients, and (2) the communications provably resists traffic-analysis attacks.

A. System Model

Consider n clients C_1, \dots, C_n , at least two of which are honest. The clients are part of an organizational network (*i.e.*, a LAN) and are connected to a *relay* R . The relay is the gateway that connects the LAN to the Internet (*e.g.*, a LAN or WLAN router, Figure 1) and typically is already part of the existing infrastructure. The relay is *trusted for availability* (see Section III-C) but not for anonymity or privacy. The relay can process regular network traffic in addition to running the PriFi software; hence, PriFi can be added to a network with minimal changes.

In the Internet, there is a small set of m servers called *guards* S_1, \dots, S_m , whose role is to assist the relay in the anonymization process. The clients trust that at least one guard is honest and uncompromised (anytrust model — see Section III-C). These guards could be maintained by independent third parties, similar to Tor's volunteer relays, or sold as a "privacy service" by companies. To maximize diversity and collective trustworthiness, these guards are distributed around the world, preferably across

different jurisdictions. Therefore, the connections between the guards and the relay are assumed to be high latency.

B. Goals

1) Security Goal

- **Anonymity:** An adversary should not be able to attribute an honest PriFi user's message to its author with a probability significantly higher than random guessing. This includes *traffic-analysis resistance*, *i.e.*, the adversary can use metadata (*e.g.*, network-level traffic features) to de-anonymize traffic.

2) System Goals

- **Low latency:** The delay introduced by PriFi should be small enough to support network applications with different QoS requirements, *e.g.*, e-mail, instant messaging, web browsing, VoIP and videoconferencing.
- **Scalability:** PriFi should support small to medium organizations (*i.e.*, up to a few hundred users, a number typically observed in ICRC operational sites).
- **Accountability:** Misbehaving parties are traceable without affecting the anonymity of honest users, and with a moderate performance impact.

3) Non-goals

PriFi does not target the following goals:

- **Hiding *all* traffic features:** PriFi does not hide global communication volumes or time-series of packets. PriFi focuses on protecting one honest user's traffic among all honest users' traffic. The aggregate traffic statistics (*e.g.*, volumes, timings) are not protected. Regardless, this point is fairly orthogonal to the design of PriFi, and can be addressed by adding padding and/or dummy traffic, as proposed by many related work [72, 47, 69, 66, 27].
- **External sender/receiver anonymity:** PriFi's anonymity set consists of the set of users connected to a LAN. Senders and receivers outside the LAN are not anonymous. If both sender and receiver are part of a PriFi LAN (not necessarily the same), the protocol has sender and receiver anonymity.
- **Intersection attacks (correlating users' presence on the PriFi network with messages or other users).** In the context of an organization, desktop computers would be connected to PriFi most of the time, making this attack harder. A straightforward first step is to use anonymous authentication for the clients, *e.g.*, DAGA [61].

C. Threat Model

We consider a global passive adversary. Additionally, since PriFi is closed-membership, we will address active attacks from insiders (Section V), but not active attacks from outsiders. Some clients can be controlled by the adversary, but we require at least two honest clients at all time (otherwise, de-anonymization is trivial); we note that in practice in an organization, desktop computers would be connected to PriFi most of the time, hence the scenario of having only two honest clients should be rare. The guards are in the *anytrust*

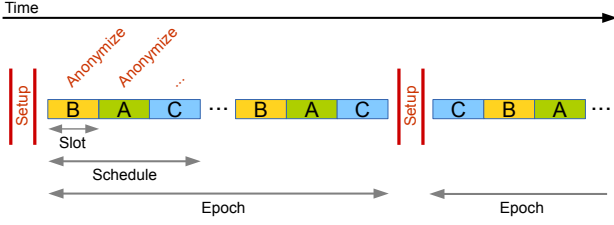


Fig. 2. Illustration of the phases *Setup* and *Anonymize*. One *Anonymize* phase correspond to a *slot*, which is assigned to one client, the *slot owner* (here for $n=3$ clients A, B, and C). A *schedule* consists of n ordered slots. A schedule repeats itself until the end of the *epoch*.

model [14, 71, 64]: at least one guard is honest (but a client does not need to know which one), and they are all highly available.

The relay is considered malicious, *i.e.*, it might actively try to de-anonymize honest users or perform arbitrary attacks, *with one notable exception*: It will not perform actions that affect the availability of PriFi communications such as delaying, corrupting or dropping messages if this *only* results in a denial-of-service. In our scenario, the relay is the gateway that connects the LAN to the Internet, and it can degrade or deny service for any protocol anyway (*e.g.*, drop all packets). PriFi does not make the situation any different. In practice, this model is not extremely interesting, since a relay performing a DoS would be noticeable and handled administratively. Hence, we need the relay to faithfully forward traffic and provide service. However, we do consider that it can try to break PriFi's security property (*i.e.*, de-anonymizing clients) via active attacks, *e.g.*, in the case of a relay infected by malware, or a relay controlled by a malicious or coerced insider. In conclusion, we define the relay as malicious, but *trusted for availability*.

IV. BASIC PRIFI PROTOCOL

A. Overview

PriFi starts with a *Setup* phase, followed by several *Anonymize* phases (Figure 2).

In the *Setup* phase, clients authenticate themselves to the relay, clients and guards derive shared secrets, and clients are organized in a secret permutation (a *schedule*) to decide when each client communicates.

Clients communicate during the *Anonymize* phases. In one *Anonymize* phase, exactly one client can send one or several anonymous messages. *Anonymize* phases are repeated so that each client can communicate. The protocol proceeds in *time slots*, and the client allowed to transmit in a given slot is called the *slot owner*. A *schedule* consists of n time slots; hence, each client has exactly one opportunity to transmit during a schedule. When the n slots have passed, the schedule is simply repeated, giving another opportunity to the clients to communicate.

More precisely, in one *Anonymize* phase, PriFi anonymizes the message(s) sent by a client using a DC-net protocol [9]. In short, all clients send ciphertexts to the relay, which then “decrypts” the anonymous message(s); this reveals one or more IP packets. The relay put its own IP address in the anonymous packet (as in a NAT) and forwards it to its destination. When receiving an answer, the relay simply encrypts it under

the (anonymous) sender's key, and broadcasts the resulting ciphertext to all clients. This achieves unconditional sender- and receiver- anonymity.

B. Preliminaries

Let λ be a standard security parameter. Let \mathbb{G} be a cyclic finite group of prime order generated by the group element g where the Decisional Diffie-Hellman (DDH) problem is hard to solve (*e.g.*, an elliptic curve or an integer group). Let $\text{KeyGen}(\mathbb{G}, \lambda) : x \xleftarrow{\$} \{0, \dots, |\mathbb{G}|\}, X \leftarrow g^x$ be an algorithm that generates the private-public key pair (x, X) usable for signing (*e.g.*, on ED25519).

Let $\Pi_1 = (\text{Enc}, \text{Dec})$ be a *ind-cpa*-secure public-key encryption scheme (PKE) [16] where $c \leftarrow \text{Enc}(X, m)$ and $m \leftarrow \text{Dec}(x, c)$ are encryption and decryption algorithms respectively, given a private-public key pair $(x, X) \in \mathbb{G}^2$, a message $m \in \{0, 1\}^*$, and a ciphertext c .

Let $\Pi_2 = (\text{Sign}, \text{Verif})$ be a signature scheme where $\text{sig} \leftarrow \text{Sign}(x, m)$ and $\text{Verif}(X, m, \text{sig})$ are signing and verifying algorithms respectively, given a private-public key pair $(x, X) \in \mathbb{G}^2$ and a message $m \in \{0, 1\}^*$.

Let $\text{KDF} : \mathbb{G}(1^\lambda) \rightarrow \{0, 1\}^\lambda$ be a key derivation function [40] that converts a group element into a bit string; let $\text{PRG} : \{0, 1\}^\lambda \rightarrow \{0, 1\}^\ell$ be a pseudo-random generator, with ℓ being a message length fixed in advance.

Identities. We denote the long-term key-pair of a client C_i as $(p_{C_i}, P_{C_i}) \leftarrow \text{KeyGen}(\mathbb{G}, 1^\lambda)$, and as (p_{S_j}, P_{S_j}) for a guard server S_j . We assume that the correct public keys are known to all entities (*e.g.*, via a public-key infrastructure).

C. Protocol

Setup Phase. In this phase, each client C_i authenticates itself to the relay using its long-term public key P_{C_i} . Then, each client C_i runs an authenticated Diffie-Hellman key exchange protocol with each guard S_j , using fresh pseudonyms, to agree on a shared secret $r_{ij} \in \{0, 1\}^\ell$, that is known to only both of them. This secret is used later to compute the DC-net's ciphertexts.

Then, clients produces a schedule π of length n , composed of fresh ephemeral keys corresponding to the clients. The schedule is used to determine the slot owner on each *Anonymize* phase. This binding must remain secret, otherwise there would be no anonymity.

First, each client generates an ephemeral public/private key pair $(\hat{p}_{C_i}, \hat{P}_{C_i}) \leftarrow \text{KeyGen}(\mathbb{G}, \lambda)$. The relay collects the public keys $\{\hat{P}_{C_i}\}$ and sends them to the first guard. Second, all the guards sequentially shuffle $\{\hat{P}_{C_i}\}$ by using a verifiable shuffle protocol [48], each one sending its result and proof to the next guard. At the end, the last guard sends to the relay the final permutation π consisting of fresh pseudonyms $\{\hat{P}_{C_i}\}$ unlinkable to $\{\hat{P}_{C_i}\}$, along with the m signatures of the shuffle. The relay sends $\pi = \{\hat{P}_{C_i}\}$ and the signatures to the clients. Each client verifies (1) that there are enough users, (2) that they can find a slot that corresponds to their secret key, and (3) that π is signed by at least one guard they trust.

We emphasize that a client can recognize its own slot in π by using its private key \hat{p}_{C_i} , but if at least one guard is

Protocol 1 Setup

Inputs: λ, \mathbb{G}
Output: Each client C_i holds a copy of the schedule π , and there is a secret r_{ij} shared between each pair of client/guard (C_i, S_j) .

1. Authentication. Each client C_i generates a fresh key pair $(\hat{p}_{C_i}, \hat{P}_{C_i}) \leftarrow \text{KeyGen}(\mathbb{G}, 1^\lambda)$, and sends to the R the message $P_{C_i} \parallel \text{Sig}(p_{C_i}, \hat{P}_{C_i})$. Then, R checks P_{C_i} against a roster of valid users, verifies the signature, and stores \hat{P}_{C_i} .

2. Verifiable Shuffle. When it has collected two or more ephemeral keys, R starts a Verifiable Shuffle [48] of the ephemeral keys $\{\hat{P}_{C_i}\}$ with the guards S_1, \dots, S_m , summarized here as follows:

- R sends all ephemeral keys $\{\hat{P}_{C_i}\}$ to the first guard S_1 with the base point g .
- S_1 picks a blinding factor $b \in \mathbb{G}$, computes a new base point $b \cdot g$, blinds all keys with b , shuffles their positions, and sends the shuffled keys and the new base point $g' = b \cdot g$ to R .
- R continues with the second guard S_2 , sending him the shuffled keys and new base point g' , until all have participated. Then, the relays holds a set of blinded and shuffled keys $\pi = \{\hat{P}_{C_i}\}$ — which we call the schedule — with a new base point \hat{g} .
- R broadcasts to all guards S_1, \dots, S_m a transcript of the whole shuffle (containing all public inputs and outputs for each guard). Each guard S_j checks that its shuffle is correctly included in the transcript. If so, it answers with $\text{sig}_j = \text{Sig}(\pi \parallel \hat{g})$, a signature over the schedule and last base point. R collects m signatures.

3. Schedule Announcement. R broadcasts to all clients C_1, \dots, C_n a message $\pi \parallel \hat{g} \parallel \text{sig}_1 \parallel \dots \parallel \text{sig}_m$. Each client verifies all signatures, and in particular checks that the shuffle is signed by at least one guard it trusts. Then, each client can recognize its position in the schedule $\pi = \{\hat{P}_{C_i}\}$ by recomputing and locating the blinded public key $\hat{g} \cdot \hat{p}_{C_i} = \hat{P}_{C_i}$.

4. Shared secrets derivation.

Each guard S_j derives a shared secret $r_{ij} \leftarrow p_{S_j} \cdot \hat{P}_{C_i}$ for $1 \leq i < n$. Similarly, each client derive $r_{ij} \leftarrow \hat{p}_{C_i} \cdot P_{S_j}$ for $1 \leq j < m$.

honest, no one can link a position in $\{\hat{P}_{C_i}\}$ to a position in $\{\hat{P}_{C_i}\}$ without the appropriate private key. The Setup phase is described in Protocol 1.

Anonymize Phase. After the Setup phase, all nodes continuously run the Anonymize protocol (see Protocol 2). This protocol occurs in *rounds*; one round (or instance) of the Anonymize protocol corresponds to one slot in the schedule (Figure 2). One round of Anonymize consists in exactly one client sending one or more anonymous upstream messages (up to a total length l) and one or more downstream message (up to a total length l'). When the round is finished, the protocol repeats itself with another round, until the end of the epoch.

In each round, clients and guards participate in a DC-net protocol [9]. All guards compute one ciphertext and send it to the relay. Each guard ciphertext is an XOR of n pseudorandom ℓ -bit pads generated using PRG seeded with the shared secret r_{ij} of each client. Likewise, each client computes an ℓ -bit ciphertext, computed as the XOR of m pads, and sends it to the relay. The client owning the slot creates a slightly different ciphertext: In addition to XORing the m pads, the slot owner also XORs its ℓ -bit upstream message x . In practice, x is an IP packet without source address. If the slot owner has nothing to transmit, it sets $x = 0^\ell$.

Once the relay receives the $m + n$ ciphertexts from all clients and guards, it XORs them together to obtain y . If the

Protocol 2 Anonymize phase, round t

Inputs: $t, \{r_{ij}\}, \pi, x_i, \ell, \ell'$

t is the slot/round number, r_{ij} is the shared secret known only to (C_i, S_j) , π is the shuffle shared among all clients, ℓ is the bit-length of the anonymous upstream message, ℓ' is the bit-length of the downstream message.

Output: Anonymous upstream message y , downstream message z .

1. Guard Ciphertext Generation. Each guard S_j computes an ℓ -bit pseudorandom pad p_{ij} for each client C_i using PRG seeded with r_{ij} . S_j then computes its ciphertext s_j as

$$s_j \leftarrow p_{1j} \oplus \dots \oplus p_{nj}$$

and sends it to R .

2. Client Ciphertext Generation. Each client C_i performs the following steps:

- Generate a ℓ -bit pseudorandom pad p_{ij} for each guard S_j using PRG seeded with r_{ij}
- Compute and send a ciphertext c_i to R such that
 - if $t \bmod n = \pi(i)$ (i.e., C_i is the slot owner), then

$$c_i \leftarrow x_i \oplus p_{i1} \oplus \dots \oplus p_{im}$$

- Otherwise,

$$c_i \leftarrow p_{i1} \oplus \dots \oplus p_{im}$$

3. Plaintext Reveal. R collects the ciphertexts s_1, \dots, s_m and c_1, \dots, c_n , and computes

$$y \leftarrow s_1 \oplus \dots \oplus s_m \oplus c_1 \oplus \dots \oplus c_n$$

y is a IP packet with no source information. R either buffers it, or sends it to its destination.

4. Message Broadcast. R broadcasts a downstream message z to each C_i . If R has no data for any client, z is a 1-bit message.

protocol is executed correctly, y should be equal to x , as all pads are included exactly twice. If y is a full IP packet, the relay replaces the null source IP in the header by its own — just like in a NAT — and forwards it to its Internet destination. If it is a partial packet, the relay buffers it and completes it during the next schedule.

At this point, the relay has computed exactly one *upstream message* y , and either sent it to its destination or buffered it. To complete the current round of the Anonymize phase, the relay broadcasts one *downstream message* z to all clients, z being whatever data the relay needs to send to the clients: either an immediate answer to y , or an answer to a previous upstream message. The relay uses UDP broadcast rather than n unicast sending, letting layer-2 network equipment (e.g., switches) replicate the message if needed; in WLANs, the broadcast is achieved in only one message, achieving receiver anonymity at no cost. Broadcasted messages are encrypted with the pseudonymous ephemeral public key in the shuffle; only the intended client can decrypt it, and the relay does not know for who he encrypts. We note that z is of arbitrary length, can contain several IP packets and, in particular, can be much larger than y , easily accommodating downstream-intensive scenarios; finally, the downstream traffic is not necessarily addressed to the slot owner, and in particular the relay can send data to multiple users.

D. Properties achieved

Security property. Informally, upstream messages are unlinkable to clients due to the DC-net, which provides unconditional sender-anonymity in this threat model [9]. Downstream messages achieve perfect receiver-anonymity since they are broadcasted to all clients. We present a security proof in Appendix A.

System properties. We will present the performance of the overall system in the Evaluation (Section VII).

E. Practical Considerations

Guards Latency. To reduce the risk of coercion by authorities, the guards should ideally be located in various jurisdictions; this implies large latencies between them and the relay (e.g., 100ms). In other systems (e.g., Tor [23], mix networks and other DC-net systems [14, 71]), client’s traffic goes through several of these guards, which introduces a major latency bottleneck. In PriFi, instead of transferring ciphertexts on the LAN→Internet link, ciphertexts are streamed on the Internet→LAN link from the guards to the relay, where it is combined with the client’s ciphertexts to produce the anonymous output. In asymmetric scenarios where upstream bandwidth is more scarce than downstream bandwidth — which is typically the case [59] — PriFi is better suited than current alternatives to protect identities against eavesdropping within organizations.

Communication Latency. Despite the presence of high-latency links between the guards and the relay, the duration of an Anonymize round is mostly independent from latency between the guards and the relay. The guards’ ciphertexts are independent from the communicated content; hence, guards can compute and send ciphertexts ahead of time, well before they are needed by the relay. Ciphertexts are buffered by the relay until the moment they are needed by an Anonymize round. This approach also reduces the effect of the jitter on the network path between the guards and the relay. In terms of storage, the relay does not buffer the m guard ciphertexts for each future round, but XORs them in advance, only storing one ℓ -bit ciphertext per round.

End-to-End Confidentiality. A malicious relay — or an eavesdropper who collects all ciphertexts — can see the upstream message plaintexts. This is also the case in a normal LAN, and clients should use traditional end-to-end encryption (e.g., TLS) on top of PriFi for their communications.

Multiplexing. The Anonymize phase create one anonymous channel shared between all users and their applications. Hence, connections need to be multiplexed over the single channel. In our implementation, clients assign a random connection identifier to each upstream message. This incidentally allows the relay to maintain a buffer per connection, handling partial messages. Additionally, the relay keeps the shuffled ephemeral public key of the slot in which the connection was opened, enabling him to encrypt downstream traffic for this user (without knowing who he or she is).

As a result, messages from the same user/application can be grouped by the adversary. However, this was already the case,

since the relay — performing NAT operations — sees the TCP streams; we only made this information explicit in the packet.

Churn. In the case of churn, e.g., if any client or guard joins or disconnects, the relay broadcasts a Setup request to all nodes, which signals the start of a new epoch. Upon reception, each node finishes the current Anonymize round and re-runs the Setup phase. Churn can negatively affect performance; we evaluate its effect in Section VII-E.

Load tuning. To reduce bandwidth usage, the relay periodically sends a “load request” in which clients can *open* or *close* their slots. The relay skips a closed slot, saving time and bandwidth. If all slots are closed, the relay sleeps for a predetermined interval. The concrete parameters of this improvement (e.g., frequency of the load requests, sleep time) are not fully explored in this work; they exhibit a classical latency-bandwidth usage tradeoff.

F. Limitations

The protocol presented has two major limitations: (1) in Anonymize, an active malicious insider can disrupt or modify communications by transmitting a well-chosen value instead of the ciphertexts c_i and s_j (we note that this is a well-known issue in DC-nets); (2) the malicious relay can break receiver-anonymity by sending different information to different clients (an *equivocation* attack). We address those issues in Sections V and VI, respectively.

V. DISRUPTION PROTECTION

In the previous protocol (and in the original DC-net design), a malicious active insider can modify or jam upstream communications by transmitting well-chosen bits instead of the ciphertext defined by the protocol. This is particularly problematic since the attacker is provably anonymous and hence untraceable. In the related work, these attacks are detected using *trap* protocols [9] or costly shuffles before every DC-net round [14], or by transmitting accusations [71]. Those solutions require several exchanges between servers even to identify the presence of a disruptor, which adds latency. Leveraging the special role of the relay, PriFi detects disruption attacks without additional messages, and can probabilistically exclude a disruptor in seconds, orders of magnitude faster than the related work [71] (Appendix, Figure 10)

A. Overview

Informally, to protect against disruption, the relay is honest. A disruption-attack is just another elaborate attack degrading availability of the network, and we already discussed how the relay can achieve this goal anyway, with much simpler attacks (e.g., by dropping all messages). We excluded this scenario of our threat model: the relay honestly provides service and maintains availability. In the setting of disruption attack, we give the additional task for the relay to detect *other* disruptors on the network; intuitively, we give a protocol for the relay to detect insiders who perform attacks against availability; *not*

running this protocol truthfully has the same effect as running the attack himself, which is ruled out by the threat model.

Attack Detection. At the end of the Schedule phase, the relay generates a secret r_{iR} per slot in the schedule (corresponding to one secret per client). Then, he encrypts each secret with the shuffled key in π , and broadcast all encrypted secrets to the clients. We note that the relay does not know which client own which secret, only which pseudonym in the schedule does.

In each Anonymize phase, the slot owner computes a HMAC with the secret r_{iR} and its upstream message x , and sends $\text{HMAC}(r_{iR}, x) || x$ to the relay, which can then recompute the HMAC. If the validation fails, the relay indicates in the downstream message to retransmit. The slot owner then tries (in his next slot) to retransmit the message, eventually using error-correction coding, the goal being that the relay gets at some point the original message. To be absolutely certain that the message is not disrupted again, the relay could ask all clients to use a slower, integrity-protected Verifiable DC-net (VDC-net) [15] will be used instead of the vanilla DC-net used in PriFi. The client then retransmit exactly the same message over the VDC-net.

Identifying Flipped Bits. Once in possession of the two messages \bar{x} and x , the relay will try to identify which party misbehaved. For this, he will find a bit that is 0 in the original message x , but got flipped to a 1 in \bar{x} .

If a flipped 0-bit is found at position k , the relay will stop the Anonymize protocol and send a signed request to all clients and guards to reveal the individual bits from their different pads at position k for the disrupted round. Each client will reveal one bit per guard, and each guard will reveal one bit per client; we write $\{b\}_{C_i}$ for the m bits revealed by client C_i , and $\{b\}_{S_j}$ for the n bits revealed by guard S_j .

If no flipped 0-bit is found, the relay stops the disruption-protection protocol and communications are resumed, *i.e.*, the attack is detected, but the disruptor cannot be traced without breaking anonymity guarantees.

Identifying Disruptor. Once the relay receives all the bit-revealing messages $\{b\}_{C_1}, \dots, \{b\}_{C_n}, \{b\}_{S_1}, \dots, \{b\}_{S_m}$, it proceeds to check if a client or guard revealed values that do not match with the value they sent in the bit position p , *i.e.*, $\bigoplus \{b\}_{C_i} \neq c_i$ at position k . In that case, the corresponding client or guard is the disruptor and is excluded from the system. If no mismatch is found, the relay proceeds to compare the bits revealed by the clients against the bits revealed by the guards.

There must be a client C_i and a guard S_j such that one of their bit mismatch (otherwise, the round would not have been disrupted); in that case, the disruptor is either C_i or S_j . The relay asks C_i and S_j to reveal their shared secret r_{ij} (along with a proof showing that it has been computed correctly), which enables to relay to recompute all pads for all rounds, and to determine who lied. We note that revealing r_{ij} never compromises the anonymity of a honest client, since a honest client (transmitting a 0) and a honest guard always have identical bits in their pads.

B. Preliminaries

Let $\text{HMAC} : \mathbb{G}(1^\lambda) \rightarrow \{0,1\}^\lambda$ be a standard hash-based message authentication code [41].

C. Protocol

Protocol 3 Disruption Protection — Blame Protocol

Inputs: $\{r_{iR}\}$

Output: \perp .

1. Relay blame initiation. R receives $\text{HMAC}(r_{iR}, x) || x$ at round t . If the HMAC verification fails, it sets a flag in the downstream message z indicating that the next schedule will use a VDC-net.

2. Client retransmission. Upon reception of the flag at round t , all clients note to switch to a VDC-net at round $t+n$. The slot owner C_t retransmits x over the VDC-net at round $t+n$.

3. Relay finds a flipped bit. The relay compares \bar{x} and x bit-per-bit and finds a position k where $\bar{x}_k = 1$ and $x_k = 0$. If there is no such k , this protocol stops without excluding the disruptor. The relay broadcasts $\text{Sign}(P_R, t || k)$ to all.

4. Clients/guards answer with the k^{th} -bits of the pads. Each client C_i answers with $\text{Sign}(P_{C_i}, \{b\}_{C_i})$ where $\{b\}_{C_i}$ are the bits at position k of the m pads $p_{ij}, 1 \leq j < m$ of round t . Similarly, each guard S_j answers with $\text{Sign}(P_{S_j}, \{b\}_{S_j})$.

5. Relay isolates a mismatch. When all messages have been received, R checks that for each C_i , the value $\bigoplus_{1 \leq j < m} b_{C_i, j}$ equals the bit at position k of c_i , as it should. R performs the same check for each S_j against s_j . If a check fails, the corresponding client or guard is excluded, and this protocol stops.

Then, R finds a pair (C_i, S_j) such that $b_{C_i, j} \neq b_{S_j, i}$. Either C_i or S_j is lying. R sends $\text{Sign}(P_R, \text{Sign}(P_{S_j}, \{b\}_{S_j}))$ to C_i , and $\text{Sign}(P_R, \text{Sign}(P_{C_i}, \{b\}_{C_i}))$ to S_j .

6. Client and guard reveal their shared secret. After verifying the two signatures, C_i checks himself for the mismatch $b_{C_i, j} \neq b_{S_j, i}$ found by the R . If there is no mismatch, C_i aborts this protocol. Otherwise, C_i answers with $\text{Sign}(P_{C_i}, r_{ij})$, along with a NIZK proof that r_{ij} was computed correctly. S_j performs the same operations.

7. Relay excludes the disruptor. R checks the signatures and the NIZK proofs. Then, R recomputes the client and guard pad for round t using the shared secret, and excludes whoever lied.

D. Limitations

The protocol is probabilistic, and fails to identify a disruptor iff only 1-bits were flipped to 0-bits. If this is a problem, the client can additionally XOR a pre-agreed random mask of length ℓ in the message, for instance derived from r_{iR} . The relay removes this mask after verifying the HMAC.

VI. EQUIVOCATION PROTECTION

We discussed how the malicious relay does not perform active attacks *against availability*. However, the relay can perform activate attacks to break other properties, namely the anonymity of the clients. In practice, a credible scenario is a router infected with malware or compromised by the adversary, spying on honest users on a corporate network.

In an organisational network, the relay — the gateway to the Internet — has a powerful position. In particular, it sees and handles packets for all clients. Potentially, those packets are not even encrypted, as it is the responsibility

of higher-level protocols (e.g., TLS) and some message are de-facto not encrypted (e.g., DNS requests). In this context, the relay can perform a powerful attack to de-anonymize clients: instead of broadcasting packets to all clients, the relay send different messages to each client, and hopes that their subsequent behavior will reveal which client actually decrypted the broadcasted message. Informally, the relay can break *receiver-anonymity*, and this is called an *equivocation attack*.

Equivocation example. Client C_1 and C_2 are both honest. On the first round, the relay decodes an anonymous DNS request. Instead of broadcasting the same DNS answer to C_1 and C_2 , the relay sends two *different* answers to C_1 and C_2 , containing IP_1 and IP_2 , respectively. Later, the relay decodes an anonymous TCP packet with IP_2 as destination. He can guess that C_2 made the request, as C_1 has never received IP_2 .

Intuitively, to thwart an equivocation attack, clients need to agree on what they received before transmitting anything. In PriFi, this is achieved without adding extra latency and without synchronization between clients. More precisely, clients encrypt their upstream messages before anonymizing them. This encryption depends on the downstream *history* of messages, and the relay is unable to compute a plaintext if not all clients share the same history.

A. Preliminaries

Let \mathbb{F}_q denote a finite field of prime order q , \mathbb{G} denote a multiplicative group of order q with generator g such that the DLP and the DDH assumptions hold in \mathbb{G} [6].

Let $H: \{0,1\}^* \rightarrow \{0,1\}^\ell$ be a cryptographic hash function, and $F_1: \{0,1\}^\ell \rightarrow \mathbb{G}$ and $F_2: \{0,1\}^\ell \rightarrow \mathbb{F}_q$ be functions mappings bitstrings to \mathbb{G} and \mathbb{F}_q , respectively. We assume F_1 and F_2 are publicly-known one-to-one functions that are efficiently computable and invertible.

B. Protocol

All clients and the relay keep track of all received downstream messages in a *downstream history* h . The downstream history is computed as the cryptographic hash of the previous downstream history concatenated with the most recent downstream message z , i.e., $h' \leftarrow H(h||z)$.

In each round, the slot owner encrypts its upstream message x with a fresh random key k , and transmits it in the DC-net by sending a ciphertext c_i computed as before. Additionally, it sends a contribution κ_i corresponding to a blinded version of the decryption key k , “bound” to its history h_i . Other clients and the guards also send contributions κ_i and σ_j respectively, along with their usual ciphertext c_i and s_j .

Informally, the κ_i and σ_j are computed such as, if all clients have the same value for the history h_i , the relay is able to recompute k , which allows him to decrypt x' into x , and proceed as defined before (Protocol 2).

We provide the full equivocation-protection protocol in Protocol 4.

Protocol 4 Equivocation Protection

Inputs: Each client C_i has a message history h_i , and h_R for the relay R . Initially, $h_i = h_R = 0$, $1 \leq i < m$.

As defined in Protocol 2, x is the plaintext of the slot owner and p_{ij} are the pads.

Output: Anonymous upstream message y .

1. History updates. Whenever receiving a downstream message z from the relay, C_i updates his version of the history h_i by computing $h_i \leftarrow H(h_i||z)$.

Similarly, the relay keeps his history h_R up-to-date with the downstream messages z he sends.

2. Guard Tag Generation. Each round, every guard S_j sends to the relay (s_j, σ_j) , where

$$\begin{aligned} s_j &\leftarrow p_{1j} \oplus \dots \oplus p_{mj}, \\ \sigma_j &\leftarrow -\sum_{i=1}^n F_2(H(p_{ij})) \end{aligned} \quad (1)$$

3. Client Tag Generation.

- (1) If C_i is the slot owner, it picks a pseudo-random key $k \xleftarrow{\$} \{0,1\}^\ell$, and blinds x with it.

$$x' \leftarrow x \oplus k \quad (2)$$

C_i then computes (c_i, κ_i) as

$$\begin{aligned} c_i &\leftarrow x' \oplus p_{i1} \oplus \dots \oplus p_{im} \\ \kappa_i &\leftarrow F_1(k) \cdot F_1(h_i)^{\sum_{j=1}^m F_2(H(p_{ij}))} \end{aligned} \quad (3)$$

- (2) If C_i is not the slot owner, then it sets

$$\begin{aligned} c_i &\leftarrow p_{i1} \oplus \dots \oplus p_{im} \\ \kappa_i &\leftarrow F_1(h_i)^{\sum_{j=1}^m F_2(H(p_{ij}))} \end{aligned} \quad (4)$$

- (3) C_i sends (c_i, κ_i) to the relay.

4. Relay Decryption.

- (1) Upon receiving (c_i, κ_i) 's from all clients and (s_j, σ_j) 's from all guards, the relay computes

$$\begin{aligned} k &\leftarrow F_1(h)^{\sum_{j=1}^m \sigma_j \cdot \prod_{i=1}^n \kappa_i} \\ y' &\leftarrow c_1 \oplus \dots \oplus c_n \oplus s_1 \oplus \dots \oplus s_m \\ y &\leftarrow y' \oplus F_1^{-1}(k). \end{aligned} \quad (5)$$

VII. EVALUATION

We implemented PriFi in Go [2]; this includes all protocols presented in the paper with the exception of the second “blame” mechanism (Section D) used to exclude an insider performing a DoS against the equivocation protection, and the verifiable DC-net mentioned in the disruption protection (Section V) since we suggest to reuse an existing VDC-net such as Verdict [15]. We evaluate the deployment of PriFi on Deterlab [22] on a topology representing an organizational network.

Methodology. Our evaluation is five-fold: first, we measure the end-to-end latency via a SOCKS tunnel without data, by having a client randomly ping the relay. Second, we compare PriFi with the closest related work, Dissent [71]. Third, we replay network traces (.pcap files) that correspond to various workloads on PriFi and we measure the added latency and the bandwidth usage. Fourth, we introduce and evaluate two scenarios: having

a local trusted guard (which will be relevant in the case of the ICRC) and having remote clients (not part of the LAN). Finally, we explore the effect of churn and user mobility on PriFi.

Experimental setup. We use Deterlab as a testbed; the topology simulated consists of a 100Mbps LAN with 10ms latency between the relay and the clients; we run 3 guards servers, which each have a 10Mbps link with 100ms latency to the relay. We use 9 machines, 1 dedicated to the relay and 1 per guard server; the clients are simulated on the remaining 5 machines, distributed equally. All machines are 3GHz Xeon Dual Core with 2GB of RAM. We focus our evaluation between 2 and 100 users, which is inspired from the ICRC operational sites (Appendix, Figure 9).

Reproducibility. All experiments presented in this paper are reproducible with a few simple commands after cloning the repository [2]. Additionally, all raw logs and scripts to recreate the plots are available in a separate repository [3].

A. End-to-End Latency without Data

Figure 3(a) shows the latency of the PriFi system, *i.e.*, the time needed for an anonymized packet to be sent by the client, decoded by the relay, and sent back to this same client. In this experiment, one random user is responsible for measuring these “pings”, whereas others only participate in the protocol without sending data (*i.e.*, the number of active user is 1, anonymous among all users). The latency increases linearly with the number of clients, from 42ms for 20 users (*e.g.*, a small company) to 120ms for 100 users, and scales reasonably well with the number of clients.

A major component of the latency is the buffering of messages by the clients; with only one slot per schedule, clients must wait for this slot before transmitting data. This waiting time is depicted by the red curve in Figure 3(a). To reduce the time spent waiting on the slot, we alter the scheduling mechanism and let clients “close” their slot if they have nothing to send, thus enabling other clients to transmit more frequently. This reservation mechanism improves the situation where many users are idle. It introduces additional delay in some cases, as the client needs to wait for the next reservation to open his slot, and wait again for his slot. Other scheduling mechanisms (*e.g.*, a compact schedule at every message, or no schedule but allowing for collisions) would yield different trade-offs between latency and number of users depending on their workload.

To reduce further latency, we *pipeline* rounds — *i.e.*, we run DC-nets rounds in parallel. This divides the latency by 2.25 (Appendix, Figure 8) at the cost of higher bandwidth usage — and higher anonymous throughput.

In this experiment, we briefly evaluate the CPU and Memory cost in Appendix D.

B. Comparison with Related Work

The closest related work is Dissent In Number (D#) [71]; like PriFi, it provides provable traffic-analysis by using DC-nets, has similar assumptions (M anytrust servers) but with no particular emphasis on being low-latency. We do not compare with mix-nets and onion-routing protocols that

have a significantly different architecture: users’ messages are routed through multiple hops over the Internet, and even traffic between two clients of the same LAN would have to leave the LAN to be anonymized.

The first major difference between PriFi and D# is in the functionality of the guards. As in PriFi, D# uses a set of M anytrust guards, but the protocol requires several server-to-server communications per round before outputting any anonymized data. Additionally, the clients’ traffic is routed through one server — selected at random in D# — which also increases latency.

We deploy D# on our setup corresponding to an organizational network and compare it against PriFi. For 100 users, a round-trip message takes ≈ 14.5 s in D# and 137ms in PriFi, 3 orders of magnitude faster (Figure 3(b)).

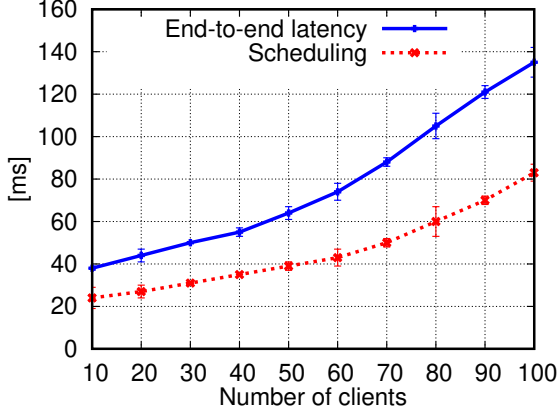
C. Latency with Data

Replaying Standard Traces. We then evaluate the performance of PriFi when replaying standard traces (.pcap files). We use the dataset ‘apprafictraces’ [58] from CRAWDDAD [17] that contains the traces for several applications. We selected three sub-traces: a ‘Skype’ trace where one client performs a VoIP (non-video) call for 281 seconds, a ‘Hangouts’ where one client performs a video call for 720 seconds, and an ‘Others’ trace where Gmail, Facebook, WhatsApp, Dropbox and other non-audio, non-video services run for 15 minutes.

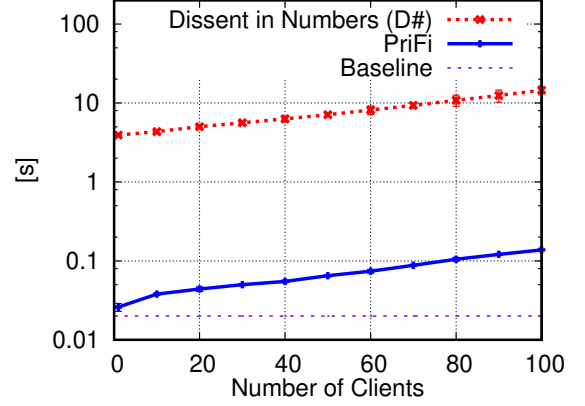
Using the same setup as before, 5% of the clients are randomly assigned .pcap files from a pool and, after a random delay $r \in [0, 30]$ seconds, they replay the individual packets through PriFi. The relay decodes the packets and records the time difference between the decoded packet and the original trace (due to the fact that most endpoints present in the traces were not reachable anymore, the recorded latency does not include the communication to the Internet endpoints, but only the added latency by PriFi).

Replaying ICRC Traces. We also replay a (private) dataset recorded at a ICRC delegation from June to July 2018. The capture contains network-level packet headers only, corresponding to all network traffic for 30 days of capture. During active periods (corresponding to work days), the mean number of users is 60.9, with a standard deviation of 5.8; also during active periods, the mean bitrate of the network is of 3.1 Mbps, with a standard deviation of 4.7 and a (single) peak at 25 Mbps corresponding to a bulk file transfer. To evaluate PriFi with this dataset, we first randomly select 10 1-hour periods from the active periods (*i.e.*, we exclude weekends and nights); we replay those 10 sub-traces and measure the latency and bandwidth overhead. During this hour, we simulate a varying number of clients: First, we identify (and only simulate) local clients, identified by an IP address of the form 10.128.10. x ; those clients replay their own packets. Second, when needed, we add additional clients, representing extra idle users (which increases the anonymity set size); those clients send no payload data. We average the results over the 10 1-hour periods and over all clients.

Analysis. Figures 4(a), 5(a), and 5(b) show the added latency on the ‘Skype’, ‘Others’ and ‘Hangouts’ dataset, respectively;

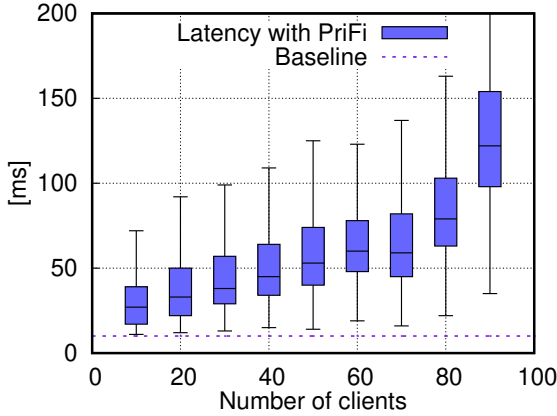


(a) End-to-end latency of PriFi experienced by one client. A significant part of this latency comes from the scheduling mechanism used (red line). The baseline is twice the latency of the LAN (20 ms).

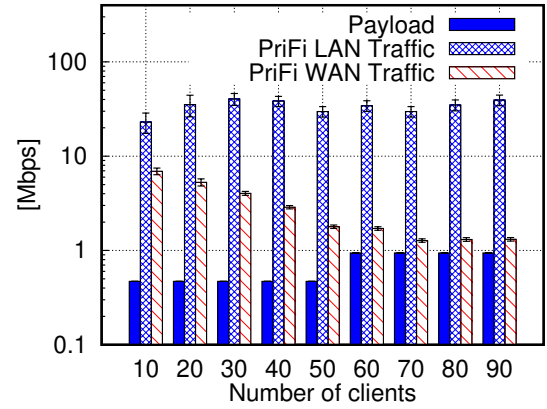


(b) Experimental comparison of the latency between PriFi and Dissent in Numbers (D#), computed as the time to send and decode an anonymous message. The baseline is the latency of the LAN (10 ms).

Fig. 3. End-to-end latency and comparison with Dissent in Numbers.



(a) Latency increase when using PriFi. The baseline is the latency of the LAN (10 ms).



(b) PriFi bandwidth usage. The total bandwidth usage is the sum of last two 2 bars (the payload is included in the LAN traffic). We recall that in organizational networks, LANs typically have much more bandwidth compared to the WAN setting; typically, this bandwidth is *cheap*, the bottleneck lying on the gateway to the Internet.

Fig. 4. PriFi performance when 5% of the users perform a Skype call. The remaining 95% of the users are idle.

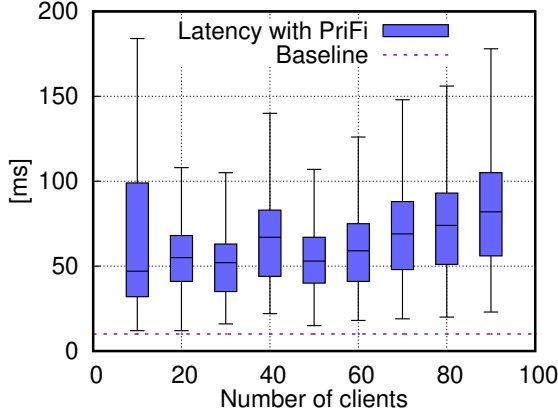
Figure 4(b) shows the bandwidth used (PriFi has similar bandwidth usage for all three dataset). The latency increases with the number of clients, which is due to (1) the increasing traffic load going through PriFi, as more users send data, and (2) to the increasing time needed to collect all clients ciphers.

In Figure 4(b), we show the bandwidth used by the system, split in two components: the bandwidth used in the LAN, and in the WAN. We also show the bitrate of the payload, as an indication of the useful throughput (goodput) of the system. We see that the LAN bandwidth usage is typically around 40 Mbps, while the WAN usage varies from 6.9 to 1.3 Mbps. We recall that in an organizational setting, the bandwidth of the LAN is typically 100 Mbps or 1 Gbps, and that the bottleneck typically lies on the link towards the Internet.

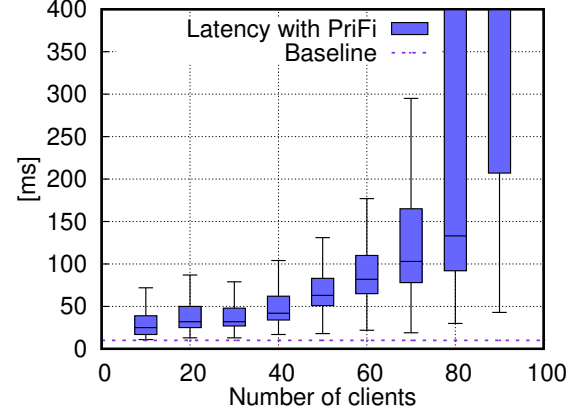
In Figure 4(b), we see that the WAN bandwidth usage decreases with the number of clients. This is a shortcoming which indicates that PriFi spends more time waiting and less time transmitting, due to the increased time needed to collect

ciphers from more clients. This is not desirable, as it means that overall PriFi cannot fully utilize the available bandwidth to offer minimal latency; this could be mitigated by increasing the pipelining of rounds for slow clients so that all clients answer in a timely fashion.

We learn the following: first, the mean added latency in the case of a Skype call (with 5% active users) is below 100ms for up to 80 clients, and below 150ms for 100 clients. The International Telecommunication Union estimates that the call quality starts degrading after a 150ms one-way latency increase [62], and users start noticing a degraded quality after a 250ms one-way latency increase [65]. Hence, while the current implementation starts to struggle with 100 clients, it supports VoIP calls for 0–80 users. Second, the mean added latency in the case of the ‘Others’ dataset is always below 100ms, which seems acceptable for Web and background services; for a rough estimate, website pages usually load in seconds. Finally, the replay of the ‘Hangouts’ data exhibits similar behavior

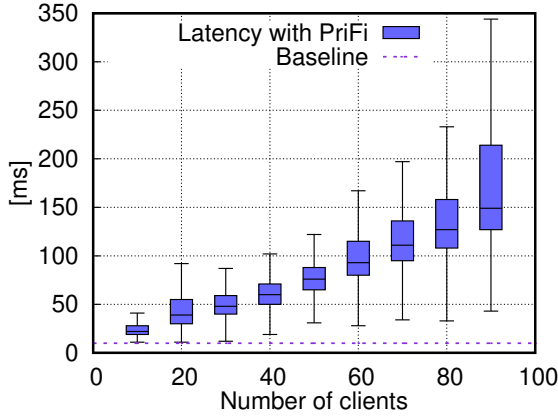


(a) 5% of users performing various HTTP(S) requests and file downloads.

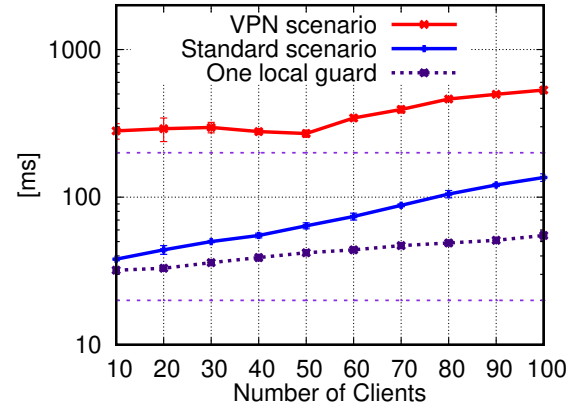


(b) 5% of users performing a Google Hangout video call. The current implementation struggles starting at 80 users.

Fig. 5. PriFi latency with the ‘Others’ and ‘Hangouts’ dataset. In both cases, the bandwidth usage (not shown here) is similar to the one observed in Figure 4(b) (except for the payload). In both cases, the baseline is the latency of the LAN (10 ms).



(a) Latency overhead when replaying the ‘ICRC’ dataset, with 100% of users having realistic activity. This is the average over 10 1-hour period of high activity, recorded at an ICRC delegation.



(b) Latencies observed in the standard scenario (3 remote guards with high-latency towards the relay), when having one trusted guard in the LAN, and in the VPN scenario (all users are in the WAN setting, with 100 ms latency to the relay). The baseline for the VPN scenario is 200 ms, and 20 ms in the two other scenarios.

Fig. 6. PriFi’s latency overhead with the ‘ICRC’ dataset, and in various scenarios.

as the ‘Skype’ dataset; we see that the latency increases reasonably until 70 users, but then drastically increases, meaning that the current implementation cannot transmit the data fast enough, and that buffering occurs at the clients.

When replaying ICRC traces (Figures 6(a)), we observe that the added latency varies between 15 and 147 ms. This experiment was conducted with clients having realistic activities, corresponding to the real workload of the ICRC network, plus additional idle clients for the range [60;100] on the x-axis. This confirms that PriFi can handle a realistic workload in the case of an ICRC delegation. We emphasize that all traffic has been anonymized through the same PriFi network, regardless of QoS, and in practice large file transfer (e.g., backups) would probably either be excluded from a low-latency network, or anonymized through other means (e.g., PriFi set up with a lower latency, but higher throughput).

D. Different Scenarios

Local Trusted Guard. The ICRC benefits from the particular situation of *Privileges and Immunities* (P&I) [20], legal agreements with governments that provide a layer of defense in order to operate in environments of armed conflicts and other situation of violence. In practice, P&I notably grants the delegations with inviolability of premises and assets; together with the strong physical security deployed at their server rooms, each delegation essentially has a local trusted server. Aside from the ICRC, P&I can apply to embassies and diplomatic missions [21].

We simulate this new deployment on Deterlab, with one guard in the LAN instead of 3 remote guards. The latency between the relay and the unique guard is 10 ms, like the clients. We observe that the latency experienced by clients is roughly cut in half in this case (Figure 6(b), purple dotted curve versus blue solid curve), with the additional benefit that the only WAN bandwidth usage is the anonymized goodput. The baseline

latency in this case is twice the latency of the LAN, 20 ms.

VPN. When a member of an organization is accessing the network remotely (e.g., traveling), it can benefit from PriFi's protection from outside the organizational LAN; the cost is in performance, since the relay waits upon the slowest client to decode an anonymous message.

We simulate this new deployment by having *all* clients outside the LAN; this is modeled by having the latency between clients and relay to be 100 ms instead of 10 ms. In this case, the baseline for latency is 200 ms. We observe that in this scenario, end-to-end latency varies from 280 ms to 498 ms (Figure 6(b), red solid curve versus blue solid curve); while is likely too high to support VoIP and video-conferencing, it might be acceptable for web-browsing.

We note that in the VPN scenario, all users are slowed down; this can be mitigated by having two PriFi networks, one reserved for local users, the other one accepting remote users. Local users would participate in both networks, ensuring a sufficiently-large anonymity set, and would communicate only using the fastest PriFi network.

E. Client Churn

In DC-nets, churn invalidates the current communications and leads to data re-transmissions and global downtime where no one can communicate. Although re-transmissions are acceptable with PriFi's small and frequent rounds (e.g., a few 100KB of payload each 10ms), frequent churn could prevent delay-sensitive applications (e.g., VoIP, streaming) from running on top of PriFi. To our knowledge, our contribution here is the first analysis of the impact of churn on DC-nets in a realistic scenario where nodes are mobile (e.g., Wireless devices).

Dataset. To characterize node mobility, we use a standard dataset [52] from CRAWDAD [17]. It contains four hours of wireless traffic, recorded in a university cafeteria. Those traces contain the Data Link layer (and show the devices' association and disassociation requests). The dataset contains 254 occurrences of churn over 240 minutes, in which there are 222 associations (33 unique devices) and 32 disassociations (12 unique devices). In comparison with the ICRC scenario, this dataset is likely a pessimistic model, as node mobility in a cafeteria is likely higher than in offices.

Dataset Analysis. Each device (dis)connection induces a re-synchronization time of D milliseconds (for Setup + Schedule), where D is dominated by the number of guards M and clients N and the latency between them; a typical value for D would be a few seconds (Appendix, Figure ??).

We analyze three strategies to handle churn:

- 1) The *nave* approach kills the communication for every churn, and devices experience a downtime of D every time.
- 2) The *abrupt* disconnections approach assumes devices disconnect abruptly, killing the communication, but connect using a graceful approach (Setup+Schedule done in the background, keeping the previous Anonymize protocol running until the new set of clients is ready). Hence, dis-

TABLE I
ESTIMATION OF MOBILITY IMPACT ON DC-NET SYSTEMS, WITH RESPECT TO THE 'CAFE' DATASET. IN PRIFI, THE *abrupt* DISCONNECTION STRATEGY IS ENFORCEABLE BY THE RELAY.

Strategy	# Interrupt.	Availability [%]	Max Downtime [s]
Nave	254	98.72792	1.55147
Abrupt	32	99.81778	0.82
Graceful	0	100	0

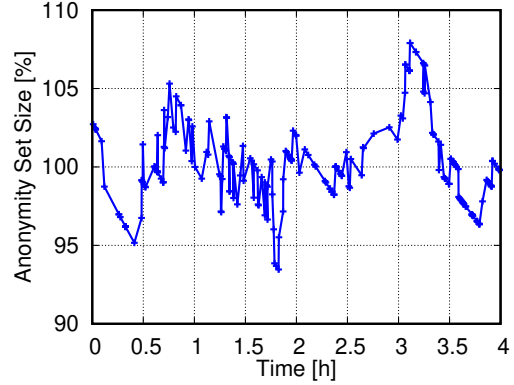


Fig. 7. Size of the anonymity set versus time, when using PriFi in the caf scenario. This shows among how many users a PriFi client is anonymous.

connections yield D of downtime, and connections yield no downtime. This strategy can be enforced by the relay.

- 3) The *graceful* approach assumes no abrupt disconnections (leaving clients wait for the others to have finished the Setup+Schedule happening in the background). It is an ideal scenario that cannot be guaranteed (e.g., in case of a device running out of battery, or malicious nodes), but we consider it a realistic scenario, especially as honest users have incentive to cooperate to maintain a good QoS for everyone.

We display, in Table I, three metrics for each of these strategies: the first metric is the raw number of communication interruptions, which directly comes from the node mobility in the dataset. The second metric is the network availability percentage, computed as $\frac{1 - \text{downtime}}{\text{total time}}$. The last metric is the maximum continuous downtime, the longest network interruption if PriFi is used with the aforementioned dataset. This last metric has direct impact on usability: e.g., a PriFi user making a VoIP call might experience audio/video freezes for the duration of the downtime.

Analysis. Using PriFi in the cafeteria scenario represented by the dataset [52] would slightly decrease network availability, as churn induces global downtime. Over 4h, between 0 and 32 global losses of communication occur, and the network availability ranges between 99.82% and 100%, depending on the disconnection types. The longest disconnection period is 0.82s in the worst case, which might be noticeable as a slight lag by users of time-sensitive applications (e.g., VoIP). If we extrapolate the worst-case availability 99.82% over 10 minutes, the total expected downtime is below 1.1 second.

Anonymity Metrics. We now analyze the size of the anonymity set with respect to time, i.e., among how many participants

a PriFi user is anonymous at any point in time (Figure 7). In particular, we are interested in the variations (in this case which are due to user mobility). A high variance means that while connected, a user risks being “less” anonymous if unlucky (and many people disconnect suddenly); if the size of the anonymity set drops to 1, anonymity would be lost.

In the analyzed scenario, we start by removing the uninteresting linear component that indicated that, over the duration of the experiment, more people joined the cafeteria than left it. Then, we display the difference, in percentage, between the actual anonymity set size and the baseline tendency. We see that size of the anonymity set does not vary more than $\pm 8\%$, and the mean number of users is 50. Hence, our estimation for the worst-case of “anonymity loss” in that scenario is of 4 users, which is tolerable in an anonymity set of 50 users.

VIII. RELATED WORK

One way to protect against local eavesdroppers is by tunneling the traffic through a VPN; due to their low latency, VPNs support most network protocols. VPNs require, however, the user to trust the VPN provider, which is often unreasonable — it could be malicious, coerced by the adversary, or infected by malware. Additionally, VPNs are not traffic-analysis resistant and make no efforts to hide individual communication volumes and timings.

Anonymous communication networks are designed to reduce the metadata leakage associated with communications. We can roughly divide ACNs into three categories: onion-routing-based [33], mix-based [10], and DC-net-based [9].

Onion-routing is attractive because communication typically does not occur in synchronous rounds. Operating at the application-layer, Tor [23] has the largest user-base, but does not provide traffic analysis resistance against a global passive adversary, and many attacks are able to break its anonymity guarantees [51, 49, 50, 67, 66]. On the network-layer, LAP [38], Dovetail [56], and Hornet [11] provide lower-latency communication but do not protect against traffic-analysis. Finally, TARANET [12] uses end-to-end traffic shaping to provide traffic-analysis resistance with low latency, using techniques similar to circuit-switching networks. We note that network-layer-level solutions are attractive because they are traffic-agnostic by design, but they often require significant changes in the Internet.

Mix-networks [10] typically operate in synchronous rounds, where servers sequentially mix packets. Many older solutions are not traffic-analysis resistant, *e.g.*, Tarzan [29] on the network layer, Mixminion, Mixaster [18], and Crowds [54] on the application layer. More recent works typically strive to resist traffic-analysis. Due to the Anonymity Trilemma [19], this incurs high cost (either in latency or bandwidth), and a common way to keep this cost under control is by having application-specific ACN: *e.g.*, Riposte [13], Atom [42], Riffle [43] for microblogging/tweets, Herd [44] for VoIP, Herbivore [32] and Aqua [45] for BitTorrent. Although we are pleased to see progress on anonymous communications, we argue that application-specificity hinders user adoption: Installing and managing multiple applications for each communication type is a high entry barrier for non-technical users.

DC-nets [9] have provable traffic-analysis resistance by design and typically have high bandwidth and latency costs. Dissent [14, 71] and Verdict [15] operate at the application layer; Dissent brings DC-nets to the anytrust model with a client/server reducing the number of keys, whereas Verdict thwarts some active attacks with a verifiable DC-net. They are not bound to a certain type of traffic, but their relatively high latency — on the orders of seconds — makes them suitable only for latency-tolerant applications, *e.g.*, microblogging. PriFi fits this category and focuses on low latency in the context of organizational networks. An earlier version of PriFi and its preliminary evaluation showed the potential of the client/relay/server architecture to reduce latency overhead [4]. In this paper, we provide a full and improved system design and description, a more thorough evaluation (including the ICRC scenario, churn analysis, comparison with related work) and disruption protection, notably. Finally, DC-nets have been further studied with an emphasis on detecting malicious behavior from insiders [34, 15], collisions resolutions [31, 30], user scheduling [39] and applications to voting [63].

IX. CONCLUSION

We have presented PriFi, an anonymous communication network that gives provable traffic-analysis resistance to its users. PriFi exploits the characteristics of (W)LANs to provide low-latency, traffic-agnostic communication.

PriFi uses DC-nets to provide strong anonymity, in a design that removes costly server-to-server communications and in which clients’ packets remain on their usual network path, thus avoiding the latency bottleneck typically seen in other systems. PriFi also addresses two main shortcomings of other work in this area: First, users are protected against equivocation attack without added latency or costly gossiping; second, disruption attacks are detected by the relay, with little work from the clients and no dedicated communication rounds.

Due to its perfect traffic-analysis-resistance property, PriFi has a high-bandwidth usage; yet, most of this bandwidth usage happens within the organizational LAN, which is typically well-dimensioned; additionally, the traffic coming from the Internet to the LAN — where the bandwidth bottleneck usually lies — scales linearly with the number of guards, a security parameter of the system.

We have implemented PriFi and evaluated its performance on a realistic setup, mimicking the targeted ICRC deployment. Our findings show that various workloads can be handled by PriFi, including VoIP and video conferencing, and that restrictions usually imposed by DC-nets in case of churn when users are mobile are not problematic in PriFi. We are currently collaborating with the ICRC to test PriFi in real facilities.

REFERENCES

- [1] Abbas Acar, Hossein Fereidooni, Tigist Abera, Amit Kumar Sikder, Markus Miettinen, Hidayet Aksu, Mauro Conti, Ahmad-Reza Sadeghi, and A Selcuk Ulugac. Peek-a-boo: I see your smart home activities, even encrypted! *arXiv preprint arXiv:1808.02741*, 2018.
- [2] Anonymous. Anonymized for submission, 2000.

- [3] Anonymous. Anonymized for submission, 2000.
- [4] Anonymous. Anonymized for submission. 2000.
- [5] John S Atkinson, O Adetoye, Miguel Rio, John E Mitchell, and George Matich. Your wifi is leaking: Inferring user behaviour, encryption irrelevant. In *2013 IEEE Wireless Communications and Networking Conference (WCNC)*, pages 1097–1102. IEEE, 2013.
- [6] Dan Boneh. The decision diffie-hellman problem. In *International Algorithmic Number Theory Symposium*, pages 48–63. Springer, 1998.
- [7] Xiang Cai, Xin Cheng Zhang, Brijesh Joshi, and Rob Johnson. Touching from a distance: Website fingerprinting attacks and defenses. In *Proceedings of the 2012 ACM conference on Computer and communications security*, pages 605–616. ACM, 2012.
- [8] Yu-Chun Chang, Kuan-Ta Chen, Chen-Chi Wu, and Chin-Laung Lei. Inferring speech activity from encrypted skype traffic. In *Global Telecommunications Conference, 2008. IEEE GLOBECOM 2008. IEEE*, pages 1–5. IEEE, 2008.
- [9] David Chaum. The dining cryptographers problem: Unconditional sender and recipient untraceability. *Journal of cryptology*, 1(1):65–75, 1988.
- [10] David L Chaum. Untraceable electronic mail, return addresses, and digital pseudonyms. *Communications of the ACM*, 24(2):84–90, 1981.
- [11] Chen Chen, Daniele E Asoni, David Barrera, George Danezis, and Adrain Perrig. Hornet: high-speed onion routing at the network layer. In *Proceedings of the 22nd ACM SIGSAC Conference on Computer and Communications Security*, pages 1441–1454. ACM, 2015.
- [12] Chen Chen, Daniele E Asoni, Adrian Perrig, David Barrera, George Danezis, and Carmela Troncoso. Taranet: Traffic-analysis resistant anonymity at the network layer. *arXiv preprint arXiv:1802.08415*, 2018.
- [13] Henry Corrigan-Gibbs, Dan Boneh, and David Mazieres. Riposte: An anonymous messaging system handling millions of users. In *IEEE Security and Privacy*, 2015.
- [14] Henry Corrigan-Gibbs and Bryan Ford. Dissent: accountable anonymous group messaging. In *CCS*, pages 340–350, 2010.
- [15] Henry Corrigan-Gibbs, David Isaac Wolinsky, and Bryan Ford. Proactively accountable anonymous messaging in Verdict. In *USENIX Security*, 2013.
- [16] Ronald Cramer and Victor Shoup. Design and analysis of practical public-key encryption schemes secure against adaptive chosen ciphertext attack. *SIAM Journal on Computing*, 33(1):167–226, 2003.
- [17] CRAWDAD. A community resource for archiving wireless data at dartmouth. <http://crawdad.org/>, 2016.
- [18] George Danezis, Roger Dingledine, and Nick Mathewson. Mixminion: Design of a type iii anonymous remailer protocol. In *2003 Symposium on Security and Privacy, 2003.*, pages 2–15. IEEE, 2003.
- [19] Debajyoti Das, Sebastian Meiser, Esfandiar Mohammadi, and Aniket Kate. Anonymity trilemma: Strong anonymity, low bandwidth overhead, low latency-choose two. In *2018 IEEE Symposium on Security and Privacy (SP)*, pages 108–126. IEEE, 2018.
- [20] Els Debuf. Tools to do the job: The ICRCs legal status, privileges and immunities. <https://www.icrc.org/en/international-review/article/tools-do-job-icrcs-legal-status-privileges-and-immunities>, 2016.
- [21] U.S. State Department. Privileges and immunities, 2018.
- [22] DeterLab. Deterlab: Cyber-defense technology experimental research laboratory. <https://www.isi.deterlab.net>, 2016.
- [23] Roger Dingledine, Nick Mathewson, and Paul Syverson. Tor: The second-generation onion router. Technical report, Naval Research Lab Washington DC, 2004.
- [24] Wireshark Documentation. Wireshark - ethernet capture setup, 2019.
- [25] Wireshark Documentation. Wireshark - wlan (ieee 802.11) capture setup, 2019.
- [26] Ran Dubin, Amit Dvir, Ofir Pele, and Ofer Hadar. I know what you saw last minute encrypted http adaptive video streaming title classification. *IEEE Transactions on Information Forensics and Security*, 12(12):3039–3049, 2017.
- [27] Kevin P Dyer, Scott E Coull, Thomas Ristenpart, and Thomas Shrimpton. Peek-a-boo, i still see you: Why efficient traffic analysis countermeasures fail. In *Security and Privacy (SP), 2012 IEEE Symposium on*, pages 332–346. IEEE, 2012.
- [28] Jason Franklin, Damon McCoy, Parisa Tabriz, Vicentiu Neagoie, Jamie V Randwyk, and Douglas Sicker. Passive data link layer 802.11 wireless device driver fingerprinting. In *USENIX Security Symposium*, volume 3, pages 16–89, 2006.
- [29] Michael J Freedman and Robert Morris. Tarzan: A peer-to-peer anonymizing network layer. In *Proceedings of the 9th ACM conference on Computer and communications security*, pages 193–206. ACM, 2002.
- [30] Pablo García, Jeroen van de Graaf, Alejandro Hevia, and Alfredo Viola. Beating the birthday paradox in dining cryptographer networks. In *International Conference on Cryptology and Information Security in Latin America*, pages 179–198. Springer, 2014.
- [31] Pablo Garcia, Jeroen Van de Graaf, Germán Montejano, Daniel Riesco, Narayan Debnath, and Silvia Bast. Storage optimization for non interactive dining cryptographers (nidc). In *Information Technology-New Generations (ITNG), 2015 12th International Conference on*, pages 55–60. IEEE, 2015.
- [32] Sharad Goel, Mark Robson, Milo Polte, and Emin Sirer. Herbivore: A scalable and efficient protocol for anonymous communication. Technical Report TR2003-1890, Cornell University, 2003.
- [33] David Goldschlag, Michael Reed, and Paul Syverson. Onion routing for anonymous and private internet connections. *Communications of the ACM*, 42(2):39–40, 1999.
- [34] Philippe Golle and Ari Juels. Dining cryptographers revisited. In *Eurocrypt*, 2004.
- [35] Xun Gong, Negar Kiyavash, and Nikita Borisov. Fingerprinting websites using remote traffic analysis. In *Proceedings of the 17th ACM conference on Computer and communications security*, pages 684–686. ACM, 2010.
- [36] Network Working Group. IP encapsulating security payload (ESP), 1998.

- [37] Network Working Group. Provider provisioned virtual private network (VPN) terminology, 2005.
- [38] Hsu-Chun Hsiao, Tiffany Hyun-Jin Kim, Adrian Perrig, Akira Yamada, Samuel C Nelson, Marco Gruteser, and Wei Meng. Lap: Lightweight anonymity and privacy. In *2012 IEEE Symposium on Security and Privacy*, pages 506–520. IEEE, 2012.
- [39] Anna Krasnova, Moritz Neikes, and Peter Schwabe. Footprint scheduling for dining-cryptographer networks. In *International Conference on Financial Cryptography and Data Security*, pages 385–402. Springer, 2016.
- [40] Hugo Krawczyk. Cryptographic extraction and key derivation: The HKDF scheme. In *Annual Cryptology Conference*, pages 631–648. Springer, 2010.
- [41] Hugo Krawczyk, Mihir Bellare, and Ran Canetti. Hmac: Keyed-hashing for message authentication. Technical report, 1997.
- [42] Albert Kwon, Henry Corrigan-Gibbs, Srinivas Devadas, and Bryan Ford. Atom: Horizontally scaling strong anonymity. In *Proceedings of the 26th Symposium on Operating Systems Principles*, pages 406–422. ACM, 2017.
- [43] Albert Kwon, David Lazar, Srinivas Devadas, and Bryan Ford. Riffle: An efficient communication system with strong anonymity. In *PETS*, 2016.
- [44] Stevens Le Blond, David Choffnes, William Caldwell, Peter Druschel, and Nicholas Merritt. Herd: A scalable, traffic analysis resistant anonymity network for voip systems. In *ACM SIGCOMM Computer Communication Review*, volume 45, pages 639–652. ACM, 2015.
- [45] Stevens Le Blond, David Choffnes, Wenxuan Zhou, Peter Druschel, Hitesh Ballani, and Paul Francis. Towards efficient traffic-analysis resistant anonymity networks. *ACM SIGCOMM Computer Communication Review*, 43(4):303–314, 2013.
- [46] Stevens Le Blond, Alejandro Cuevas, Juan Ramón Troncoso-Pastoriza, Philipp Jovanovic, Bryan Ford, and Jean-Pierre Hubaux. On enforcing the digital immunity of a large humanitarian organization. In *2018 IEEE Symposium on Security and Privacy (SP)*, pages 424–440. IEEE, 2018.
- [47] Nick Mathewson and Roger Dingledine. Practical traffic analysis: Extending and resisting statistical disclosure. In *International Workshop on Privacy Enhancing Technologies*, pages 17–34. Springer, 2004.
- [48] C Andrew Neff. Verifiable mixing (shuffling) of ElGamal pairs. *VHTi Technical Document, VoteHere, Inc.*, 2003.
- [49] L. Nguyen and R. Safavi-naini. Breaking and mending resilient mix-nets. In *PETS*, pages 66–80, 2003.
- [50] Andriy Panchenko, Lukas Niessen, Andreas Zinnen, and Thomas Engel. Website fingerprinting in onion routing based anonymization networks. In *Proceedings of the 10th annual ACM workshop on Privacy in the electronic society*, pages 103–114. ACM, 2011.
- [51] Birgit Pfitzmann. Breaking an efficient anonymous channel. In *Advances in Cryptology-Eurocrypt 1995*, 1995.
- [52] Caleb Phillips and Suresh Singh. CRAWDAD dataset pdx/vwave (v. 2007-09-14). Downloaded from http://crawdad.org/pdx/vwave/20070914/wlan_pcap, September 2007. traceset: wlan_pcap.
- [53] Ania M Piotrowska, Jamie Hayes, Tariq Elahi, Sebastian Meiser, and George Danezis. The loopix anonymity system. In *26th {USENIX} Security Symposium ({USENIX} Security 17)*, pages 1199–1216, 2017.
- [54] Michael K Reiter and Aviel D Rubin. Crowds: Anonymity for web transactions. *ACM transactions on information and system security (TISSEC)*, 1(1):66–92, 1998.
- [55] Eric Rescorla. A readable specification of TLS 1.3, 2018.
- [56] Jody Sankey and Matthew Wright. Dovetail: Stronger anonymity in next-generation internet routing. In *International Symposium on Privacy Enhancing Technologies Symposium*, pages 283–303. Springer, 2014.
- [57] Roei Schuster, Vitaly Shmatikov, and Eran Tromer. Beauty and the burst: Remote identification of encrypted video streams. In *26th {USENIX} Security Symposium ({USENIX} Security 17)*, pages 1357–1374, 2017.
- [58] Satadal Sengupta, Harshit Gupta, Niloy Ganguly, Bivas Mitra, Pradipta De, and Sandip Chakraborty. CRAWDAD dataset iitkgp/apptraffic (v. 2015-11-26). Downloaded from <http://crawdad.org/iitkgp/apptraffic/20151126/apptrafficttraces>, November 2015. traceset: apptrafficttraces.
- [59] SpeedTest. The worlds internet in 2018: Faster, modernizing and always on. <https://www.speedtest.net/insights/blog/2018-internet-speeds-global/>, 2018.
- [60] Vijay Srinivasan, John Stankovic, and Kamin Whitehouse. Protecting your daily in-home activity information from a wireless snooping attack. In *Proceedings of the 10th international conference on Ubiquitous computing*, pages 202–211. ACM, 2008.
- [61] Ewa Syta, Benjamin Peterson, David Isaac Wolinsky, Michael Fischer, and Bryan Ford. Deniable anonymous group authentication. Technical Report YALEU/DCS/TR-1486, Department of Computer Science, Yale University, 2014. Available at <http://cpsc.yale.edu/sites/default/files/files/TR1486.pdf>.
- [62] International Telecommunication Union. ITU-T G.114 - Amendment 2: New Appendix III Delay variation on unshared access lines, 2009.
- [63] Jeroen van de Graaf. Anonymous one-time broadcast using non-interactive dining cryptographer nets with applications to voting. In *Towards Trustworthy Elections*, pages 231–241, 2010.
- [64] Jelle Van Den Hooff, David Lazar, Matei Zaharia, and Nikolai Zeldovich. Vuvuzela: Scalable private messaging resistant to traffic analysis. In *Proceedings of the 25th Symposium on Operating Systems Principles*, pages 137–152. ACM, 2015.
- [65] VoIP-Info. VOIP QoS requirements. <https://www.voip-info.org/wiki/view/QoS>, 2017.
- [66] Tao Wang, Xiang Cai, Rishab Nithyanand, Rob Johnson, and Ian Goldberg. Effective attacks and provable defenses for website fingerprinting. In *USENIX Security Symposium*, pages 143–157, 2014.
- [67] Tao Wang and Ian Goldberg. Improved website fingerprinting on tor. In *Proceedings of the 12th ACM workshop on Workshop on privacy in the electronic*

- society*, pages 201–212. ACM, 2013.
- [68] Andrew M White, Austin R Matthews, Kevin Z Snow, and Fabian Monrose. Phonotactic reconstruction of encrypted voip conversations: Hookt on fon-iks. In *2011 IEEE Symposium on Security and Privacy*, pages 3–18. IEEE, 2011.
 - [69] Philipp Winter, Tobias Pulls, and Juergen Fuss. Scramblesuit: A polymorphic network protocol to circumvent censorship. In *Proceedings of the 12th ACM workshop on Workshop on privacy in the electronic society*, pages 213–224. ACM, 2013.
 - [70] David I Wolinsky, Henry Corrigan-Gibbs, Bryan Ford, and Aaron Johnson. Scalable anonymous group communication in the anytrust model. In *EuroSec*, 2012.
 - [71] David Isaac Wolinsky, Henry Corrigan-Gibbs, Bryan Ford, and Aaron Johnson. Dissent in numbers: Making strong anonymity scale. In *OSDI*, 2012.
 - [72] Charles V Wright, Scott E Coull, and Fabian Monrose. Traffic morphing: An efficient defense against statistical traffic analysis. In *NDSS*, volume 9. Citeseer, 2009.
 - [73] Qiang Xu, Rong Zheng, Walid Saad, and Zhu Han. Device fingerprinting in wireless networks: Challenges and opportunities. *IEEE Communications Surveys & Tutorials*, 18(1):94–104, 2016.

APPENDIX

A. Sketch of Security Proof

Let $C_1 \dots C_n$ be a set of clients, two of which are honest and the rest malicious, R a relay trusted for availability, and $S_1 \dots S_m$ a collection of m guards, all but one malicious. Without loss of generality, define S_1 as the honest guard, and C_1, C_2 the two honest clients. Let \mathbb{G} be a finite group in which the discrete logarithm problem (DLP) is hard. They collectively run PriFi, starting with the Setup protocol:

1) Setup Phase.

In this phase, the clients $C_1 \dots C_n$ announce themselves to the R by sending a signed message containing an ephemeral public key $\hat{P}_{C_i} \in \mathbb{G}$. R authenticates the clients against a roster of authorized clients, and collects the ephemeral keys $\hat{P}_{C_1} \dots \hat{P}_{C_n}$. At this stage, the relay could add some keys (i.e., simulating additional dishonest clients) or remove keys (corresponding to a denial-of-service towards some client). Given the assumption on the relay being trusted for availability, we exclude the second scenario. We further note that the relay cannot add an ephemeral key corresponding to a honest user without forging its signature. Hence, at this stage, the adversary’s only capability is to simulate malicious clients.

Then, each guard S_j derive a shared secret r_{ij} using authenticated Diffie-Hellman with each ephemeral public key $\{\hat{P}_{C_i}\}$ in the final schedule. Each client i can then derive the same secret using their freshly computed private key \hat{p}_{C_i} and S_j ’s public key. The adversary is unable to compute a r_{ij} between a honest client C_i and a honest guard S_j due to the hardness of the discrete logarithm problem in \mathbb{G} .

To derive the schedule, R then runs with $S_1 \dots S_m$ a verifiable Neff shuffle [48] with the set of signed ephemeral

keys. The shuffle ensures that there exists a permutation π and a scalar d such that

$$\tilde{P}_{C_i} = d \cdot \hat{P}_{C_{\pi(i)}}$$

for all $1 \leq i < n$, and such that no information is revealed about π or d , under the assumption of the hardness of the discrete logarithm [48]. Once the shuffle is done, each S_i takes the role of the Verifier \mathcal{V} as described in the Neff-shuffle formalization, and signs the output $\{\tilde{P}_{C_i}\}$ if and only if (1) the shuffle contains at least two keys, and (2) the shuffle has been correctly computed, and (3) this guard’s contribution has been correctly included in the output. Since S_1 is honest, he performs this verification correctly, and only signs if the verification succeeds. The adversary is unable to forge a signature for S_1 without learning its private key.

Then, R collects the final set of keys $\{\tilde{P}_{C_i}\}$ and the m signatures from the guards, and broadcast them to the clients. At this stage, the adversary could exclude a guard from the shuffle (and then would have one less signature, corresponding to one guard being offline, for instance). Each client then receives the shuffled keys and all signatures, and is able to verify that (1) there are enough participants, and (2) one key in $\{\tilde{P}_{C_i}\}$ corresponds to its ephemeral public key, and (3) at least one guard that it trusts, for instance S_1 , has signed the keys. If all conditions are met, the client knows its key has been properly shuffled. If the clients deems that no trustworthy guard has signed the shuffle, he refuses to participate, and possibly takes administrative actions against the relay. Hence, in the previous step, the adversary could indeed exclude a guard, but this would be visible and checked by the client.

2) Anonymize Phase.

Once the setup is done, nodes willing to participate move on to the Anonymize protocol. If the set of participating node is different from the one in the Setup protocol, by construction of the DC-net protocol, the Anonymize protocol will fail and timeout without compromising anonymity.

We define a time-slot t , for which the slot owner is C_t . We define by x the message transmitted by C_t .

Upstream. In this time slot, each client generates m pads. Each pad is the output of PRG seeded with the shared secret $r_{ij}, 1 \leq j < m$. Similarly, each guard generates n pads, each one seeded with seeded with a shared secret $r_{ij}, 1 \leq i < n$. Each client and guard then compute a unique ciphertext as the XOR of all pads; except for C_t who additionally XORs x into the ciphertext. The relay collects the $n+m$ ciphertexts; if no party misbehaved, the XOR of all ciphertexts equals x .

Consider our goal (G1) Anonymity. We design an experiment where the adversary must guess the slot owner C_t who transmitted a message x . The adversary controls the guards S_2, \dots, S_m , the clients C_3, \dots, C_n and the relay. We assume the Setup phase occurred correctly, as honest clients do not participate in Anonymize without a successfully completing these phases. Then, the Anonymize phrase starts, and the adversary observes output from the honest parties, namely the ciphertexts c_1, c_2 and s_1 from C_1, C_2 and S_1 , respectively. Without loss of generality,

let us assume that C_1 is the slot owner. We have:

$$\begin{aligned} c_1 &= \bigoplus_{j=1}^m p_{1,j} \oplus x \\ c_2 &= \bigoplus_{j=1}^m p_{2,j} \end{aligned} \quad (6)$$

Since S_1 is honest, we differentiate the pads related to this guard from the other pads:

$$\begin{aligned} c_1 &= \bigoplus_{j=2}^m p_{1,j} \oplus p_{1,1} \oplus x \\ c_2 &= \bigoplus_{j=2}^m p_{2,j} \oplus p_{2,1} \end{aligned} \quad (7)$$

Since S_1 , C_1 and C_2 are honest, the shared secrets $r_{1,1}$ and $r_{1,2}$ are unknown to the adversary. Consequently, since the pads $p_{1,1}$ and $p_{2,1}$ are the output of a PRF keyed with the shared secrets, they are unknown to the adversary. Therefore, the adversary must distinguish between the two values

$$\begin{aligned} p_{1,1} \oplus x \\ p_{2,1} \end{aligned} \quad (8)$$

All three values are l -bit binary strings. Since $p_{1,1}$ is indistinguishable from a random string, so is $p_{1,1} \oplus x$. The adversary must distinguish between two l -bit random binary strings. Hence, the adversary can only guess randomly the slot owner t , here with probability $p=1/2$.

We note that this protocol — a simple DC-net — provides perfect traffic-analysis resistance: both honest parties send exactly the same number of bits (l) and messages (1). Timings are irrelevant since x can only be computed once all ciphertexts are collected, irrespective of their order. Delaying or dropping packets do not affect anonymity.

Downstream. Once x has been computed, the relay will send a downstream message y , encrypted with the ephemeral key of the sender. This key has been stored when the upstream message creating the connection was first computed. The relay does not know to which client it belongs. Since all clients receive the same message, the protocol has receiver-anonymity. We address the case where not all clients receive the same message in Section VI.

B. Sketch of Security Proof — Disruption

We are interested in two security properties: (1) the anonymity of honest client is never compromised, and (2) a honest client is never excluded. We do not prove that a disruptor is indeed excluded, as it follows from the protocol.

For our first property, we examine the information revealed by the honest parties. In step 4, clients and guards answer with the bits of their pads. Since the pads are the output of $\text{PRG}(r_{ij})$, this leaks no information about r_{ij} . Additionally, each bit in itself is random-looking and does not leak information. Finally, the sum of all values reveal nothing, as it XORs to 0 by design of the DC-net (and because R chose a 0-bit swapped to 1). Then, in step 6, a client and guard reveal

their shared secret, but only if they themselves checked that the other entity is lying. Hence, C_i reveals r_{ij} only if it was provided with a signed message showing that S_j is cheating. In this case, revealing r_{ij} is harmless as it was already known to the adversary via the malicious S_j . Therefore, honest parties do not reveal information not already known to the adversary or that can be used to de-anonymize them.

For the second property, a honest client is trivially never excluded because he participates faithfully in the protocol and is never “caught lying”.

C. Sketch of Security Proof

Let C_1 be the slot owner, x be its plaintext upstream message, x' be its encrypted upstream message, and k be the key used to encrypt x into x' .

We first consider the case that all clients have received the same downstream messages from the relay until the current slot, i.e., $h_1 = h_2 = \dots = h_n = h$. By substituting equations (3)-(1) in Equation (5), and letting $P = \sum \sum_{i,j} F_2(p_{ij})$, we have $F_1(k) \cdot F_1(h)^{-P} \cdot F_1(h)^P = F_1(k)$. Thus, the relay can correctly unblind $\kappa_o = F_1^{-1}(k)$ and decrypt x . Note that although the relay learns k , due to the hardness of DLP, it cannot learn any information about clients' pads $\sum_{j=1}^m F_2(p_{ij})$, which could otherwise be used to de-anonymize clients.

Now, consider two disjoint non-empty subsets $A, B \subset \{1, \dots, n\}$, such that all clients $C_{i \in A}$ have the downstream history h_A and all clients $C_{i \in B}$ have the downstream history $h_B \neq h_A$. From Equation 5,

$$k' = F_1(k) \cdot F_1(h)^{-P} \cdot \prod_{i \in A} F_1(h_A)^{\sum_{j=1}^m F_2(p_{ij})} \quad (9)$$

$$\cdot \prod_{i \in B} F_1(h_B)^{\sum_{j=1}^m F_2(p_{ij})} \quad (10)$$

Since $F_1(h)^{-P} = \prod_{i=1}^n F_1(h)^{-\sum_{j=1}^m F_2(p_{ij})}$, and A, B are disjoint non-empty subsets of $\{1, \dots, n\}$, for any choice of h in Equation (10), $k' \neq F_1(k)$. In this case, the relay is unable to decrypt x' .

D. Abusing the Equivocation Protection

False accusations. A malicious client or relay might try to falsely accuse the other: e.g., to frame the relay, a malicious client might pretend to have received a downstream message different from other clients. Reciprocally, a malicious relay can pretend that an honest client is sending wrongly-computed κ_i to cause a DoS. These problems are solved by requiring that clients and guards sign every message they send.

Active DoS. A malicious client or guard can perform a DoS by sending arbitrary values instead of the κ_i and σ_j defined. Here, signing does not help, as the relay is unable to validate the correctness of κ_i and σ_j .

However, the relay can detect such attack (if it sees an invalid the HMAC, but after running Protocol 3, finds that x has not been altered). Then, it uses a blame mechanism

similar to the Disruption protection (but simpler): the relay asks clients and guards to reveal the values $H(p_{ij})$ used in the computation of κ_i and σ_j . Since H is a cryptographic hash function (*i.e.*, with preimage resistance), this does not allow an adversary to retrieve information about the pads p_{ij} , while enabling the relay to check for the κ_i and σ_j . If all values were correctly computed, as before, there must be a mismatch between the pads revealed between a pair of client/guard. The relay asks them to prove their shared secret and the computation that led to it, as in Protocol 3.

To support different QoS levels, PriFi enables clients to subscribe to channels with different bitrates. Each channel is an isolated instance of the PriFi protocol, but runs with different speeds and payload sizes. In this way, constrained devices (*e.g.*, suitable IoT devices, battery-powered devices) only join “slow” PriFi channels that require little computation, and more powerful devices join both slower and faster channels. Channels correspond to categories of traffic, for instance e-mails, web browsing, VoIP and video conferencing. With this approach, a device that has no VoIP capabilities can save resources by joining only the appropriate channel.

Devices connected to several channels participate in the anonymity set of those channels, but probably only communicate using the fastest. The benefit of this approach is that the size of the anonymity set increases for slower channels. The cost of being active in several channels is estimated as follow: assuming an order of magnitude difference in terms of latency between channels (*e.g.*, web browsing at 500ms, VoIP at 50ms latency), joining an additional slower channel only adds 1 message every 10 messages on the fast channel, a tolerable cost for high-end devices.

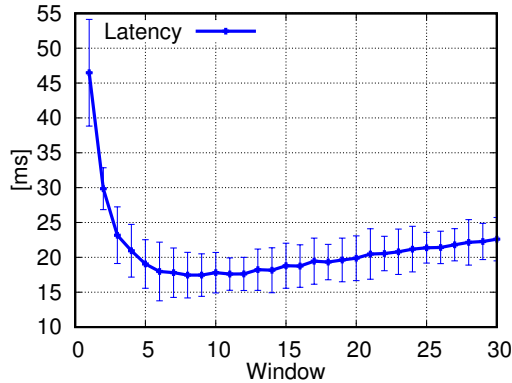


Fig. 8. Effect of pipelining on latency. A window $W=7$ divides the latency by 2.25 in comparison to the naive $W=1$ approach.

CPU/Memory. We evaluated the CPU usage on the relay during an Anonymize round; our model estimates less than 10% of average usage for 100 clients on commodity hardware (Figure 11). We tested the memory and CPU usage on an Android Nexus 5X device; the device on which the measurements are done is doing light web browsing activities through PriFi. During Anonymize, the mean CPU usage is light (below 5%), and the memory usage is moderate (stable at 50 Mb; for comparison, Telegram uses 150 Mb). The energy consumption fluctuates between “Light” and “Medium” (estimated with

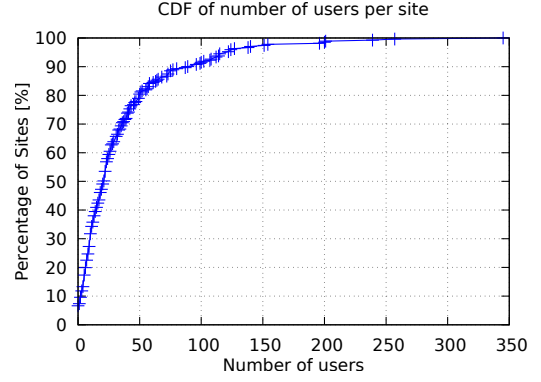


Fig. 9. Distribution of users per ICRC site. 90% of sites have less than 100 users.

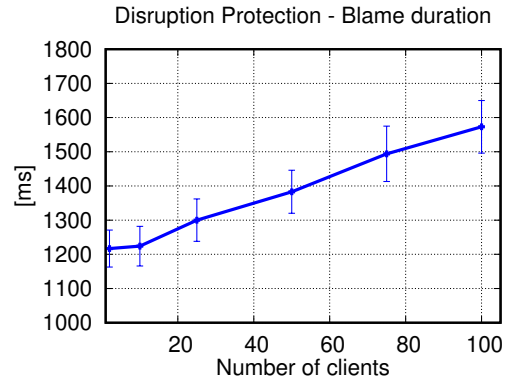


Fig. 10. Duration of the blame procedure used to exclude a malicious client performing a disruption attack. Dissent’s non-probabilistic version needs “minutes to hours” to exclude a disruptor [71] (with probability 1, unlike our protocol which has probability 1 to detect but only 1/2 to exclude).

Android Studio 3.2 Beta) and is comparable to a VoIP call. The iOS/Android implementations are currently being evaluated in a real-world scenario with a large organization.

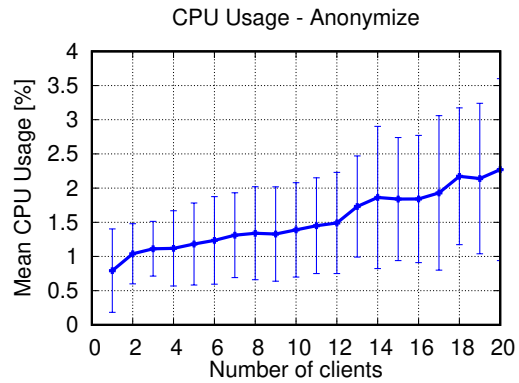


Fig. 11. CPU usage on the relay during Anonymize, averaged over 10 minutes. The client are real Android and iOS devices (hence the x axis stopping at 20). The relay's hardware is a commodity server with a 3GHz Xeon Dual Core and 2GB of RAM. If we extrapolate the linear tendency, we estimate the mean CPU usage to be below 10% with 100 clients in this setup.