

PriFi: A Traffic-Analysis-Resistant and Low-Latency Anonymous Communication Protocol for Local Area Networks

Ludovic Barman*, Italo Dacosta*, Mahdi Zamani[‡], Ennan Zhai[†], Stevens Le Blond*
Bryan Ford*, Jean-Pierre Hubaux*, Joan Feigenbaum[†]

*EPFL, [†]Yale University, [‡]VISA Research

Abstract

Organizational networks are vulnerable to traffic-analysis attacks that enable adversaries to infer sensitive information from network traffic – even if encryption is used. We present PriFi, an anonymous communication protocol for LANs provably secure against traffic-analysis attacks; it has low latency and is application agnostic. PriFi builds on Dining Cryptographers networks (DC-nets) and solves several of their limitations. For instance, the communication latency is reduced via a client/relay/server architecture tailored to LANs, where a set of servers assist the anonymization process without adding latency. Unlike mix networks and other DC-nets systems, a client’s packets remain on their usual network path without additional hops. Moreover, PriFi protects clients against equivocation attacks without adding significant latency overhead and without requiring communication among clients. PriFi also detects disruption (jamming) attacks without costly consensus among servers. We evaluate the practicality of PriFi in the context of a large, real-world organization at risk of traffic-analysis attacks. Our results show that PriFi introduces a small latency overhead ($\approx 100\text{ms}$ for 100 clients) and is compatible with delay-sensitive applications such as VoIP.

1 Introduction

Local area networks (LANs) deployed in organizational networks are easy targets for eavesdropping by malicious or coerced insiders, curious administrators, and endpoints compromised by malware; all can observe traffic flows from other users. Even when the traffic is encrypted, the metadata usually remains visible, and a variety of *traffic-analysis* attacks – inferring sensitive information from traffic patterns – enables adversaries to gain information about the communication such as the communication’s endpoints and the type, volume, and frequency of content exchanged. Communications’ metadata can be, in some instances, even more valuable than the data [5, 21, 39]. Many governments’ surveillance programs collect communications’ metadata (e.g., call and chat logs) to make decisions that could affect people’s freedom or even their life [10].

The risk of eavesdropping and traffic-analysis attacks in

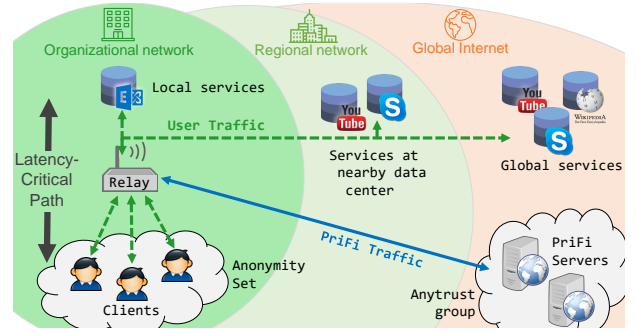


Figure 1: PriFi’s architecture consists of clients, a relay, and group of anytrust servers. Clients’ packets remain on their usual network path without additional hops, unlike in mix-networks and onion-routing protocols.

real-world LANs becomes significantly higher for organizations that operate in adverse environments, e.g., areas of armed conflicts and other situations of violence. In particular, we are motivated by the strong security and privacy needs of humanitarian organizations such as the International Committee of the Red Cross (ICRC), whose staff and beneficiaries are frequently at risk of criminal and state-level surveillance. Such organizations require traffic-analysis-resistant networks with sufficiently low latency and high bandwidth for properly conducting field work [35].

To protect against eavesdropping, some standard protocols (e.g., TLS, IPsec, VPNs) encrypt the payload but usually do not protect the metadata. VLANs isolate users but do not hide traffic patterns on wireless channels. Anonymous communication networks (ACNs) are tools designed to protect against traffic-analysis and metadata leakage. However, ACNs vary in the level of protection provided because they cannot simultaneously achieve scalability, low-latency and traffic-analysis resistance [16]. Tor [20], the most widespread ACN, is not robust against traffic-analysis attacks [40, 51, 52]. Newer designs [30, 31, 32, 49] can provide traffic-analysis resistance but are often restricted to specific applications (e.g., microblogging, VoIP) rather than being application agnostic, thus hindering user adoption. Moreover, none of

these ACNs has been designed to exploit the characteristics of organizational networks and LANs that have high bandwidth and low latency within the local network.

We present PriFi: the first low-latency, traffic-analysis-resistant anonymous communication network tailored to organizational LANs, and its experimental evaluation in the context of the ICRC humanitarian organization. Users connected to PriFi are assured that their communications are anonymous and indistinguishable from the communications of other users and devices in the LAN. PriFi offers anonymity and ensures low-latency, traffic-agnostic communication (*i.e.*, suitable for delay-sensitive applications such as streaming and VoIP) at the cost of a reasonably higher bandwidth usage within the LAN, but not on the LAN→Internet link where the bottleneck usually lies. Other traffic-analysis resistant ACNs typically increase the bandwidth consumption on the LAN→Internet link.

PriFi uses Dining Cryptographers networks (DC-nets) [6] in a new three-tier architecture composed of clients and a relay (*e.g.*, a router) in a LAN, and servers that are possibly geographically distributed in the Internet (Figure 1). Not only is this architecture compatible with LANs, but it also enables PriFi to avoid a major latency overhead often present in other DC-nets systems and mix networks. Unlike mix networks that fundamentally require multiple hops to achieve security, thus adding latency to the communication, DC-nets are theoretically attractive, because their security does not depend on the number of hops. Yet, in practice, previous DC-nets systems use multi-hop, multi-round protocols and costly server-to-server communications [12, 13, 54], achieving latencies in the order of seconds [13]. PriFi provides guarantees similar to previous DC-nets systems, such as Dissent [54] and Verdict [13], but it achieves significantly lower latency by removing unnecessary communication hops. For instance, clients’ traffic remains on its usual network path Client↔Router↔Internet and does not go through the PriFi servers.

Practical anonymity systems face two notable challenges: first, in anonymous communication systems with receiver anonymity, a malicious relay can perform *equivocation attacks*, *i.e.*, de-anonymization by sending different information to different clients and by analyzing their subsequent behavior. Equivocation attacks can be detected by having clients gossip on the received information, but this introduces high communication costs. PriFi proposes a new solution that does not require any client-to-client communication and adds little latency. Second, DC-net systems are also susceptible to *disruption attacks* (*e.g.*, jamming) by malicious insiders [6]. In similar systems, the detection of disruption attacks requires many server-to-server communications to identify disruptors [13, 54]. In PriFi, this detection is done with no added latency via a new trap-bit mechanism that enables the identification and de-anonymization of the disruptors.

For a concrete use-case of an organization operating in an adverse environment, we evaluate the performance of PriFi on a setup designed to be representative of the ICRC network

in a delegation¹. We implemented a prototype of PriFi on desktop, iOS, and Android devices, and we evaluated its performance on the Deterlab [19] infrastructure, on a setup inspired by an ICRC delegation. We gained the following key insights: First, the latency overhead caused by PriFi is low enough for VoIP and video conferencing (≈ 100 ms for 100 users), and the internal and external bandwidth usage of PriFi is acceptable in an organizational network. In comparison, the latency of the closest related work Dissent in Numbers [54] is 14.5 seconds for 100 clients when deployed on the same setup. Second, by supporting low-latency communications for 100 users, PriFi can work with a large percentage of ICRC delegations (90% of the sites); more users can be supported at the trade-off of higher-latency communications. Finally, despite the synchronous nature of DC-nets, user mobility does not jeopardize the high availability (99.82%) of the PriFi network. To experimentally validate its capabilities, we are in the process of deploying and testing PriFi at the ICRC.

In this paper, we make the following contributions:

- PriFi, a low-latency, traffic-analysis-resistant anonymous communication with sufficient scalability to support current organizational networks;
- Novel low-latency protections against equivocation attacks by compromised relays and disruption attacks by malicious clients;
- An open-source implementation of PriFi in Go on desktop computers, and applications available for Android and iOS devices [2]; and
- An experimental evaluation of our solution on Deterlab on a setup inspired by the ICRC organizational network, and an analysis of the impact of user mobility.

2 Background

We first present some key challenges preventing the current DC-nets systems from being deployed in LANs with good performance. Then, we briefly describe the ICRC to illustrate the deployment of PriFi in practice.

2.1 DC-nets & Challenges

DC-nets. A Dining Cryptographers network is a multiparty protocol that enables its users to anonymously send and receive information. Users first exchange key material, then they simultaneously broadcast a ciphertext. By XORing all ciphertexts, any party can compute the anonymous plaintext message. This protocol achieves unconditional sender- and receiver-anonymity and has been used as a basis for several practical ACNs [13, 54].

We now describe the key challenges of DC-nets-based ACNs.

Impact of Topology. The initial DC-nets design [6] requires key material between every pair of members. Dissent [54]

¹The ICRC is organized in *delegations*, one per country.

and subsequent work [13] have a more scalable two-tier topology made of clients and servers, where each client only exchanges a secret with each server. However, the client/server topology has a significant negative impact on latency: it requires several server-to-server rounds of communication to ensure integrity, accountability, and to handle client churn. These systems assume the servers to be in different jurisdictions for coercion-resistance, hence making server-to-server communication costly and high-latency. Consequently, this sets a high lower bound on the overall latency experienced by the clients. PriFi avoids this drawback with a new client/relay/server architecture.

Disruption Protection. DC-nets are vulnerable to disruption attacks (*i.e.*, jamming) [6] from malicious insiders (*e.g.*, an adversary on the network can flip bits in other clients' plaintexts). Previous work used proactively verifiable constructions [12, 13] that are incompatible with low-latency communication, or blame mechanisms [53] requiring minutes to hours to find disruptors. PriFi uses a new probabilistic blame mechanism to detect disruptors in seconds.

Equivocation. In systems that achieve receiver-anonymity using broadcast, when an untrusted party is responsible for relaying information to anonymous clients, it can perpetrate an equivocation attack by sending different clients different information. In this attack, the adversary tries to de-anonymize clients by analyzing their reaction to the (different) information they have received. A concrete example of equivocation is when relaying the unencrypted answer to an anonymous DNS query, a malicious middle node can provide each client with a different IP and check which IP is accessed in subsequent messages (a detailed explanation is provided in Appendix C.1). Previous DC-nets systems do not address this issue [12, 13, 54]. In case of an equivocation, PriFi automatically makes all messages undecipherable and protects against the threat without costly consensus among the clients.

Churn. A major challenge for DC-nets is to handle churn, *i.e.*, clients joining or leaving the network: the disconnection of any client invalidates the current communication setup and forces re-transmission of the data. Dissent [54] proposes a solution to eliminate the cost of churn when a client disconnects, however, it requires coordination among a set of servers, which is costly if the servers are in different jurisdictions. By using short and frequent communication rounds and using a delay-and-reconfigure approach, PriFi maintains high network availability in the presence churn.

Scheduling. A DC-nets creates an anonymous channel shared among its clients; this channel is prone to collisions when two clients communicate at the same time. Previous works [12, 13, 54] use a scheduling mechanism to organize clients in time slots. PriFi uses a similar schedule and gives the possibility for clients to skip their slot if they have nothing to transmit, thus reducing idle bandwidth usage.

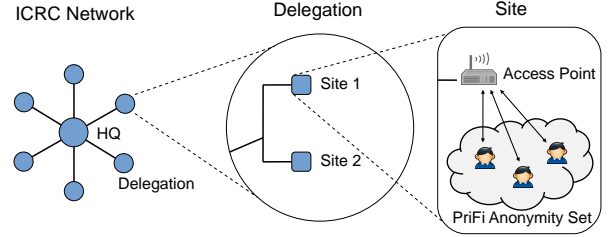


Figure 2: Topology of the ICRC network. Delegations contain one or more physical facilities called sites. Each site has one or more (W)LAN. We envision that PriFi is deployed locally in the sites.

2.2 Motivating Scenario

We now introduce the use-case of PriFi on the ICRC networks, with a brief background on the organization. The ICRC is one of the largest and oldest humanitarian organizations in the world, counting approximately 15,000 staff members. With external offices known as *delegations* in more than 80 countries, the ICRC humanitarian mission is to protect and provide assistance to the victims of armed conflicts and situations of violence.

The ICRC and other humanitarian organizations have been the target of numerous attacks that threaten the safety of vulnerable people and humanitarian workers, and the neutrality of humanitarian actions [27]. A recent study highlighted a need for robust mechanisms to protect its communications [35], notably from eavesdropping attacks.

The ICRC network has a star topology. Each delegation is composed of one or more *sites* corresponding to physical buildings and areas (Figure 2). Each delegation is directly connected to the headquarters (HQ) in Geneva, Switzerland. Traffic going to and from the Internet are typically routed through the headquarters via VPN; in some cases (*e.g.*, for VoIP), traffic flows directly between delegations in a peer-to-peer manner.

3 PriFi System Overview

3.1 System Model

We now introduce the model visually represented in Figure 1. Consider n clients (or users) $\mathcal{C}_1, \dots, \mathcal{C}_n$, at least two of which are honest, who want to access the Internet while benefiting from anonymity and traffic-analysis resistance. The clients are part of an organizational network (*i.e.*, a LAN) and are connected to a *relay* \mathcal{R} . The relay is the gateway that connects the LAN to the Internet (*e.g.*, a LAN or WLAN router) and typically is already part of the existing infrastructure. The relay is *trusted for availability* (see Section 3.4) but not for anonymity or privacy. The relay can process regular network traffic in addition to running the PriFi software; hence, PriFi can be added to a network with minimal changes.

Outside the LAN, there is a small set of m servers $\mathcal{S}_1, \dots, \mathcal{S}_m$ whose role is to assist the relay in the anonymization process. The clients trust that at least one server is honest and uncompromised.

mised (anytrust model – see Section 3.4). These servers could be maintained by independent third parties, similar to Tor’s volunteer relays, or sold as a “privacy service” by companies. To maximize diversity and collective trustworthiness, these servers are distributed around the world, preferably across different jurisdictions. Therefore, the connections between the servers and the relay are assumed to be high latency.

All entities have a long-term key-pair defined as (p_{C_i}, P_{C_i}) for client C_i and (p_{S_j}, P_{S_j}) for server S_j . We assume that the public keys are known to all entities, or that there exists a public-key infrastructure (PKI) in place to authenticate participants’ keys.

Finally, we define downstream communication as the data from the Internet to one of the clients, and upstream communication as the data from one of the clients towards the Internet.

Usability. From the point of view of a client who uses the organization’s PriFi network to communicate with other members and services (both on-site and over the Internet), PriFi can be considered as a low-latency proxy service: it receives data from and sends data to the applications running on the user’s computer. The relay acts as the other end of the proxy, relaying data between the Internet and the clients. However, unlike traditional proxy services, (1) the communications provably resists traffic-analysis attacks, and (2) the relay is not trusted, *i.e.*, it can attempt to de-anonymize the clients (possibly by colluding with other untrusted entities).

3.2 Goals

PriFi’s design is based on the following goals:

(G1) **Anonymity:** An adversary is not be able to attribute an honest PriFi user’s message to its author with a probability significantly higher than random guessing. This includes *traffic-analysis resistance*, meaning that the adversary might use metadata (*e.g.*, traffic features) to de-anonymize traffic.

(G2) **Low latency:** The delay introduced by PriFi is small enough to support network applications with different QoS requirements, *e.g.*, e-mail, instant messaging, web browsing, VoIP and videoconferencing.

(G3) **Scalability:** PriFi supports small to medium organizations (*i.e.*, up to a few hundred users).

(G4) **Accountability:** Misbehaving parties are traceable without affecting the anonymity of honest users, and with a moderate performance impact.

3.3 Non-goals

PriFi does not target the following goals:

- Hiding *all* traffic features: PriFi provides anonymity (G1), meaning that an adversary cannot link packets to honest users. However, PriFi does not hide global communication volumes or time-series of packets. We argue that traffic analysis is less useful if it cannot be narrowed down to a particular user. If needed, this point can be addressed by adding dummy traffic.
- External sender/receiver anonymity: PriFi’s anonymity set

consists of the set of users connected to a LAN. Receivers outside the LAN are not anonymous (but the sender in the LAN is). Likewise, a sender outside the LAN is not anonymous, but the receiver is anonymous among the PriFi users in the LAN. If both sender and receiver are part of a PriFi LAN, the protocol has sender and receiver anonymity.

- Intersection attacks (correlating users’ presence on the PriFi network with messages or other users): PriFi’s initial design does not include protection against intersection attacks. However, a straightforward first step is to use anonymous authentication for the clients [46]. This approach will be explored in future work.

3.4 Threat Model

In our model, clients can be malicious, but we require at least two honest clients (otherwise, de-anonymization is trivial).

The servers are in the *anytrust model* [12, 49, 54]. In short, at least one server is honest (but a client does not need to know which one), and they are all highly available. The number of servers m is a security parameter than can be tuned depending on the application. As usual, malicious servers can try to de-anonymize honest clients or perform disruption attacks.

The relay can be malicious, *i.e.*, it might actively try to de-anonymize honest users or perform arbitrary attacks, with one exception: It will not perform actions that affect the availability of PriFi communications such as delaying, corrupting or dropping messages. In our scenario, the relay is the gateway that connects the LAN to the Internet, and it is needed to faithfully forward traffic. A malicious relay/router could anyway perform attacks against availability on any traffic (*e.g.*, simply drop all packets), and PriFi does not make the situation any different.

We assume all nodes communicate using non-private but authenticated channels. The adversary can observe all messages when in transit, inside and outside the LAN. We also assume that asymmetric and symmetric key encryption algorithms, key-exchange schemes, signature schemes, and hash functions are all correctly implemented and configured. Finally, we assume that the servers and the relay are protected against external DoS attacks. Such attacks are common to any distributed system and hence are not addressed in PriFi.

4 Basic PriFi Protocol

In this section, we present a simplified version of the PriFi protocol, that does not address disruption attacks (Section 5) or equivocation attacks (Section 6).

4.1 Overview

PriFi starts with a Setup phase, followed by a Schedule phase, which is followed by many *rounds* of Anonymize phases (Figure 3).

In the Setup and Schedule phases, clients are authenticated to the relay (PriFi is a closed membership system), clients and

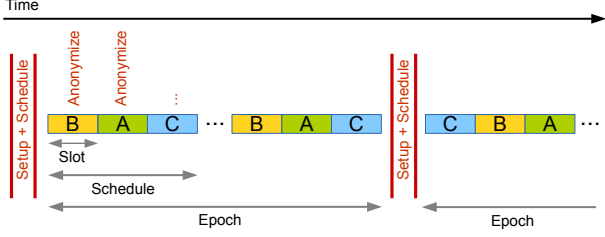


Figure 3: Illustration of *time slots*, *schedules* and *epochs* for $n = 3$ clients A, B, C . One Anonymize round creates a slot. The labels in the slots show the *slot owners*.

servers derive shared secrets, and clients are organized in a secret permutation to decide when each client communicates.

In every Anonymize phase, PriFi (1) uses a DC-net protocol to anonymize messages sent by the clients, and (2) broadcasts messages received to all clients, thus achieving sender- and receiver-anonymity for the PriFi clients. In one execution of Anonymize, exactly one client can transmit one anonymous upstream message, and one client – not necessarily the same – can receive zero or several encrypted downstream messages. Only the intended recipient is able to decrypt downstream messages, and the relay does not know for which client it encrypts.

Anonymize phases are repeated so that each client can communicate. The protocol proceeds in *time slots* such that only one anonymous client – the *slot owner* – is permitted to send exactly one message in each time slot. A *schedule* consists of n ordered time slots, each corresponding to one of the clients; each client has the opportunity to send exactly one message during a schedule. An *epoch* is the timespan where the configuration (*i.e.*, shared secrets and schedule) does not change. Setup and Schedule occur at the beginning of each epoch. Epochs expire due to network churn. Additionally, they also expire after a predetermined period of time (*e.g.*, 10 minutes) in order to prevent clients from using the same slot for an extended period.

4.2 Protocol Phases

The PriFi protocol consists of four main phases, as follows:

Setup Phase. In this phase, the relay first authenticates each client C_i using its long-term public key P_{C_i} against a roster of allowed clients. Then, each client C_i runs a key exchange protocol with each server S_j to agree on a shared secret $r_{ij} \in \{0, 1\}^\ell$, that is known to only both of them. Each secret is used to seed a pseudo-random generator (PRG) to later obtain a stream of pseudorandom bits, the *pads*, from which the clients and the servers will compute their ciphertexts for multiple rounds. The relationship between shared secrets, pads and ciphertexts is shown in Figure 4.

Schedule Phase. This phase produces a schedule π of length n , composed of fresh ephemeral keys corresponding to the clients. The schedule is used to determine the slot owners. This binding must remain secret, otherwise there would be no anonymity.

First, each client generates an ephemeral public/private key

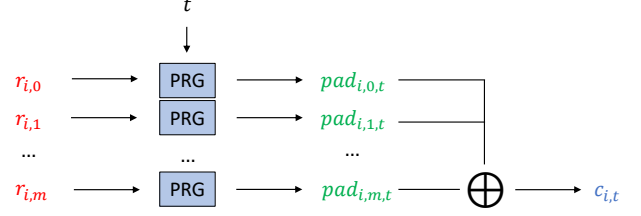


Figure 4: Relationship between *shared secrets* $r_{i,j}$, *pads*, and the *ciphertext* $c_{i,t}$ for a round t . Each client C_i has m secret shared with the servers S_1, \dots, S_m . Each shared secret is used to seed a PRG, to produce m ℓ -bit pads for a round t . All pads are XORed to finally produce a single ciphertext per client and per round of Anonymize.

pair $(\hat{p}_{C_i}, \hat{P}_{C_i})$ usable for signing (*e.g.*, on ED25519). The relay collects the public keys $\{\hat{P}_{C_i}\}$ and sends them to the first server. Second, all the servers sequentially shuffle $\{\hat{P}_{C_i}\}$ by using a verifiable shuffle protocol [37], each one sending its result and proof to the next server. At the end, the last server sends to the relay the final permutation π consisting of fresh pseudonyms $\{\hat{P}_{C_i}\}$ unlinkable to $\{\hat{P}_{C_i}\}$, along with the m signatures of the shuffle. The relay sends $\pi = \{\hat{P}_{C_i}\}$ and the signatures to the clients. Each client verifies (1) that there are enough users, (2) that they can find a slot that corresponds to their secret key, and (3) that π is signed by at least one server they trust.

We emphasize that a client can recognize its own slot in π by using its private key \hat{p}_{C_i} , but no one can link a position in $\{\hat{P}_{C_i}\}$ to a position in $\{\hat{P}_{C_i}\}$ without the appropriate private key. The Setup and Schedule phases are formally described in Protocol 1.

Anonymize Phase. After the Schedule phase, all nodes continuously run the Anonymize protocol (see Protocol 2). This protocol occurs in *rounds*; one round (or instance) of the Anonymize protocol corresponds to one slot in the schedule (Figure 3). One round of Anonymize consists in exactly one client sending an anonymous upstream message and one downstream message. When the round is finished, the protocol repeats itself with another round, until the end of the epoch.

In each round, all servers compute one ciphertext and send it to the relay. Each server ciphertext is an XOR of n pseudorandom ℓ -bit *pads* generated using a PRG seeded with the shared secret r_{ij} of each client. Likewise, each client computes an ℓ -bit ciphertext, computed as the XOR of m pads, and sends it to the relay. The client owning the slot creates a slightly different ciphertext: In addition to XORing the m pads, the slot owner also XORs its ℓ -bit upstream message x . In practice, x is an IP packet without source address. If the slot owner has nothing to transmit, it sets $x = 0^\ell$.

Once the relay receives the $m + n$ ciphertexts from all clients and servers, it XORs them together to obtain y . If the protocol is executed correctly, y should be equal to x , as all pads are included exactly twice.² If y is a full IP packet, the relay replaces

²One notable exception: if the round was disrupted, discussed in Section 5.

Protocol 1 Setup and Schedule

Notations: Let C_1, \dots, C_n denote the clients, \mathcal{R} denotes the relay, S_1, \dots, S_m denote the servers. Let \mathcal{G} be an ElGamal group with a base point g . All entities have a long-term key-pair in \mathcal{G} , e.g., (p_{C_i}, P_{C_i}) for client C_i , and the public keys are known to all entities.

Output: Each client C_i holds a copy of the schedule π , and there is a secret r_{ij} shared between each pair of client/server (C_i, S_j) .

1. Authentication. Each client C_i generates a fresh key pair $(\hat{p}_{C_i}, \hat{P}_{C_i})$, and sends to the \mathcal{R} the fresh public key \hat{P}_{C_i} in a message signed with its long-term private key p_{C_i} . Then, \mathcal{R} authenticates the user against a roster of valid users and stores \hat{P}_{C_i} .

2. Verifiable Shuffle. When it has collected two or more ephemeral keys, \mathcal{R} starts a Verifiable Shuffle [37] of the ephemeral keys $\{\hat{P}_{C_i}\}$ with the servers S_1, \dots, S_m , summarized here as follows:

- \mathcal{R} sends all ephemeral keys $\{\hat{P}_{C_i}\}$ to the first server S_1 with the base point g .
- S_1 picks a blinding factor $x \in \mathcal{G}$, computes a new base point $x \cdot g$, blinds all keys with x , shuffles their positions, and sends the shuffled keys and the new base point to \mathcal{R} .
- \mathcal{R} continues with the second server S_2 until all have participated. Then, the relays holds a set of blinded and shuffled keys $\{\tilde{P}_{C_i}\}$ with a new base point g' .
- \mathcal{R} broadcasts to all servers S_1, \dots, S_m a transcript of the whole shuffle (containing all public inputs and outputs for each server). Each server S_j checks that its shuffle is correctly included in the transcript and answers with a signature over the last set of keys $\{\tilde{P}_{C_i}\}$ and base point g' . \mathcal{R} collects m signatures.

3. Schedule Announcement. \mathcal{R} broadcasts to all clients C_1, \dots, C_n the last permutation $\{\tilde{P}_{C_i}\}$, base point g' , and the m signatures from the servers. Each client verifies all signatures, and in particular checks that the shuffle is signed by at least one server it trusts. Then, each client can recognize its position in the schedule π by recomputing and locating the blinded public key $g' \cdot p_{C_i} = \tilde{P}_{C_i}$ in the shuffle.

4. Shared secrets derivation. Each pair of client/server (C_i, S_j) derives a shared secret r_{ij} through Diffie-Hellman, using the keys already known at that point: the long-term keys of the servers, and the ephemeral keys of the clients in the last base g' .

the null source IP in the header by its own – just like in NAT – and forwards it to its Internet destination. If it is a partial packet, the relay buffers it and completes it during the next schedule.

At this point, the relay has computed exactly one *upstream message* y , and possibly sent it to its Internet destination. To complete the current round of the Anonymize phase, the relay broadcasts one *downstream message* z to all clients, z being whatever data the relay needs to send to the client: either an immediate answer to y , or an answer to a previous upstream message y' . The relay uses UDP broadcast rather than n unicast sending, letting Tier-2 network equipment (e.g., switches) replicate the message if needed; in WLANs, the broadcast is achieved in only one message, achieving receiver anonymity at no cost. Broadcasted messages are encrypted with the pseudonymous ephemeral public key in the shuffle; only the

Protocol 2 Anonymize phase for a given round t

Notations: Let C_1, \dots, C_n denote the clients, \mathcal{R} denotes the relay, S_1, \dots, S_m denote the servers.

Inputs: $\{r_{ij}, \pi, \ell\}$

r_{ij} is the secret shared between client C_i and server S_j , π is the shuffle, ℓ is the bit-length of ciphertexts sent by clients and servers to the relay in each time slot.

1. Server Ciphertext Generation. Each server S_j computes an ℓ -bit pseudorandom pad p_{ij} for each client C_i using a PRG seeded with r_{ij} . The server then computes its ciphertext s_j from

$$s_j \leftarrow p_{1j} \oplus \dots \oplus p_{nj}$$

and sends it to \mathcal{R} ;

2. Client Ciphertext Generation. Each client C_i performs the following steps:

- Generate a ℓ -bit pseudorandom pad p_{ij} for each server S_j using a PRG seeded with r_{ij}
- Let π denote the permutation generated by the Schedule phase, and x_i denote C_i 's next ℓ bits of data. Compute and send a ciphertext c_i to \mathcal{R} such that

- if $t \bmod n = \pi(i)$ (i.e., C_i is the slot owner), then

$$c_i \leftarrow x_i \oplus p_{i1} \oplus \dots \oplus p_{im}.$$

- Otherwise,

$$c_i \leftarrow p_{i1} \oplus \dots \oplus p_{im}.$$

3. Plaintext Reveal. \mathcal{R} collects the ciphertexts s_1, \dots, s_m from the servers and c_1, \dots, c_n from the clients and computes

$$y \leftarrow s_1 \oplus \dots \oplus s_m \oplus c_1 \oplus \dots \oplus c_n.$$

\mathcal{R} sends y to the Internet.

4. Message Broadcast. \mathcal{R} broadcasts a downstream message z to each C_i . If \mathcal{R} has no data for any client, z is a 1-bit message.

intended client can decrypt it, and the relay does not know for who he encrypts. Finally, z is of arbitrary length, can contain several IP packets and, in particular, can be much larger than y , easily accommodating downstream-intensive scenarios.

Resynchronization Phase. In the case of churn, e.g., if any client or server disconnects, or a new client requests to join the PriFi network, the relay broadcasts a Setup request to all nodes. Upon reception, each node finishes the current Anonymize round and re-runs both the Set-up and Schedule phases. A resynchronization signals the start of a new epoch. Network churn can significantly affect performance and is a well-known problem for DC-nets-based protocols; we evaluate the effect of churn in Section 7.4.

4.3 Security Analysis

Due to space constraints, we provide a sketch of security proof and discuss how our first goal is achieved in Appendix A.

4.4 Practical Considerations

Servers Latency & Bandwidth Usage. To reduce the risk of coercion by authorities, the remote servers should be located in various jurisdictions; this implies large latencies between them and the relay (*e.g.*, 100ms). In other systems (*e.g.*, Tor [20], mix networks and other DC-net systems [12, 54]), client’s traffic goes through several of these servers, which introduces a major latency bottleneck. In PriFi, instead of transferring ciphertexts on the LAN→Internet link, ciphertexts are streamed on the Internet→LAN link from the servers to the relay, where it is combined with the client’s ciphertexts to produce the anonymous output. In asymmetric scenarios where upstream bandwidth is more scarce than downstream bandwidth - which is typically the case for the Internet connections of small companies, as well as the smaller ICRC delegations - PriFi is better suited than current alternatives to provide organizations with provable traffic-analysis resistance.

Despite the presence of high-latency links between the servers and the relay, the duration of an Anonymize round is mostly independent from latency between the servers and the relay. We note that the servers’ ciphertexts are independent from the communicated content; hence, servers can compute and send ciphertexts ahead of time, well before they are needed by the relay. Ciphertexts are buffered by the relay until the moment they are needed by an Anonymize round. This approach also reduces the effect of the jitter on the network path between the servers and the relay.

Relay Overhead. In terms of storage, the relay does not have to buffer m server ciphertexts for each future round: it can XOR them in advance, only storing one ℓ -bit ciphertext per future round. We use a simple throttling mechanism to control servers’ throughput and avoid overflowing the relay’s buffer. Finally, in this basic version of the protocol, the relay’s only cryptographic operation is a XOR, hence making the CPU cost acceptable even on moderately-provisioned relays.

End-to-End Privacy. A malicious relay – or an eavesdropper who collected all ciphertexts – can see the upstream message plaintexts. This is also the case in a normal LAN, and clients should use traditional end-to-end encryption (*e.g.*, TLS) on top of PriFi for their communications. PriFi is naturally compatible with this approach, as the forwarded data are IP packets.

5 Disruption Protection

In the original DC-net design, a single malicious member can anonymously jam communications by transmitting arbitrary bits – instead of the value defined by the protocol – to corrupt the upstream messages of other clients without leaving a trace. In the related work, these attacks are detected using *trap* protocols [6] or costly shuffles before every DC-net round [12], or by transmitting accusations [54]. Those solutions require several exchanges between servers even to identify the presence of a disruptor, which adds latency. PriFi detects

disruption attacks without additional messages, and can probabilistically exclude a disruptor in seconds, orders of magnitude faster than the related work [54] (Appendix, Figure 12)

We now present the main ideas to improve our basic PriFi protocol (Section 4) to protect against disruption attacks. Due to space constraints, the full version of the protocol is presented in the Appendix, Section B.

Attack Detection. During the Schedule phase, the relay establishes an additional shared secret r_{iR} with each client.

The client owning the current slot uses this shared secret to compute the HMAC of the upstream message, $\text{HMAC}(r_{iR}, x)$. Next, the client sends the upstream message and its HMAC to the relay. The relay validates the HMAC to find evidence of a disruption attack. If the validation fails, the relay indicates that, via the downstream message, a disruption has been detected and that, in the same slot of the next schedule, a verifiable DC-net [13] should be used to prevent further message corruption (for performance reasons, the relay could wait for a few schedules before requesting the use of a verifiable DC-net). Note that, by letting the relay detect disruption attacks, we remove the work and responsibility from clients. This is possible because the relay is trusted for availability (see Section 3), *i.e.*, the relay will not perform attacks to reduce availability; as argued before, this would be quickly noticed by the clients, who can take administrative actions.

Identifying Flipped Bits. Only one flipped bit is needed to identify and exclude the malicious client or server. More precisely, the relay needs to find a bit that was 0 in the original message but was flipped to 1 (using a bit that was 1 and was flipped to 0 leaks information about the slot owner). For this purpose, the affected client will resend the original upstream message in her next slot, that is now using a verifiable DC-net to prevent further disruption. The relay compares the original and corrupted upstream messages to find a flipped 0-bit.

If a flipped 0-bit is found at position p , the relay will stop the communications (*i.e.*, the Anonymize protocol) and send a signed request to all clients and servers to reveal the individual bits from their different pseudorandom pads at position p for the disrupted round; each client will reveal one bit per server, and each server will reveal one bit per client.

If no flipped 0-bit is found, the relay stops the disruption-protection protocol and communications are resumed, *i.e.*, the attack is detected, but the disruptor cannot be traced without breaking anonymity guarantees. To reduce the chances of a disruptor flipping only 1-bits (*e.g.*, the adversary could guess parts of the content in the upstream message), the client could additionally XOR the upstream message with the shared secret r_{iR} , which ensures that the adversary has only $1/2$ chance of flipping a 1-bit.

Identifying Disruptor. Once the relay receives all the bit-revealing messages, it proceeds to check if during the disrupted round a client or server revealed values that do not match with the value sent in the bit position p , *i.e.*, if a

client or server blatantly lies during the disruption-protection protocol. If the values do not match, the corresponding client or server is the disruptor and is excluded from the system. If no mismatch is found, the relay proceeds to compare the bits revealed by the clients with the bits revealed by the servers. There must be, without loss of generality, a difference among one of the bits that one of the clients and one of the servers revealed (otherwise, the round would not have been disrupted). After identifying a mismatch between a client and server, the relay requests that they reveal their shared secret r_{ij} , along with a zero-knowledge proof, showing that it was computed correctly. The relay verifies the proofs and seeds the PRNG with the secrets to generate the pad for the disrupted round. At this point, the relay will be able to determine which one, the client or the server, disrupted the round and exclude it from the system. Revealing the shared secrets does not compromise anonymity, as it never occurs between two honest parties.

6 Equivocation Protection

A malicious relay can equivocate by sending different downstream messages to different clients to de-anonymize them. For example, in an unencrypted communication (*e.g.*, a DNS request), the relay can slightly modify the downstream message for each client. These unique messages might affect the messages sent in subsequent rounds (*e.g.*, the contacted IP in the case of a DNS request), so the relay might be able to determine which client sent the request, based on their subsequent behavior. A concrete example is provided in Appendix C.1. As PriFi uses a fixed schedule during a given epoch, de-anonymizing one slot is enough to de-anonymize a slot owner for the whole epoch. In this section, to add a protection against equivocation attacks we alter the protocol presented in Sections 4 and 5.

PriFi protects against relay equivocation attacks, without adding extra latency and without synchronization between clients. This is achieved by encrypting clients’ upstream messages so that the resulting ciphertexts depend on the history of downstream messages in an epoch. Hence, the relay can decrypt only an upstream message if all clients agree on the downstream messages they have received in the current epoch. If the clients disagree, the relay will not be able to decrypt the upstream message from the current and future rounds.

High-Level Description. All clients and the relay keep track of all received downstream messages in a *downstream history* h_i . The downstream history is computed as the cryptographic hash of the previous downstream history concatenated with the most recent downstream message. Then, in each round, the slot owner encrypts its upstream message with a fresh random key and includes a blinded version of this key in its upstream message. The key is blinded with a value computed by raising the downstream history h_i to a secret exponent derived from the client’s pads. Moreover, the downstream history is “bound” to the client’s pads via exponentiation in a cyclic group, where the discrete logarithm problem (DLP) and the decisional Diffie-Hellman assumption (DDH) hold. Other clients also

send contributions representing their view of the history. Servers send a contribution needed to match the client’s pad.

Finally, if all clients have similar downstream histories and all values are computed correctly, the relay unblinds the key, decrypts the upstream message, and proceeds as before with the end of the Anonymize round. Due to space constraints, the equivocation protection protocol is detailed in the Appendix (Protocol 4), where we also provide a more complete description and a sketch of security proof (Section C).

7 Evaluation

We implemented PriFi in Go [2]. We evaluate the deployment of PriFi on Deterlab [19] – and with a local setup using Android/iOS phones – on a topology representing an organizational network. We select (some) parameters to be close to the ICRC use-case (*e.g.*, the number of clients).

Methodology. Our evaluation is five-fold: first, we measure the end-to-end latency through SOCKS without data, by having a client randomly ping the relay. Second, we replay network traces (.pcap files) that correspond to various workloads on PriFi and we measure the added latency and the bandwidth usage. Third, we compare PriFi with the closest related work, Dissent [54]. Fourth, we introduce and evaluate a special case in particular relevant to the ICRC scenario (but not limited to it): the impact of having a local trusted server. Finally, we explore the effect of churn and user mobility to DC-net systems.

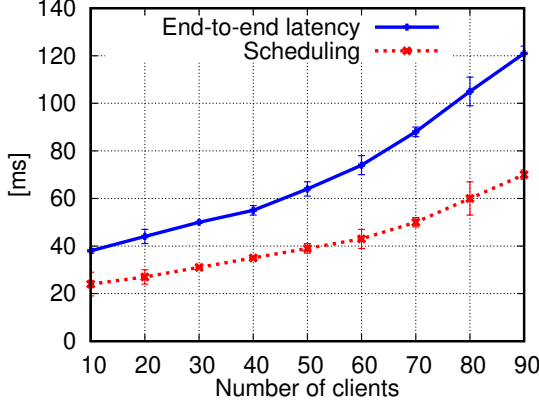
Reproducibility. All experiments presented in this paper are reproducible with a few simple commands after cloning the repository [2]. Additionally, all raw logs and scripts to recreate the plots are available in a separate repository [3].

7.1 Performance Evaluation

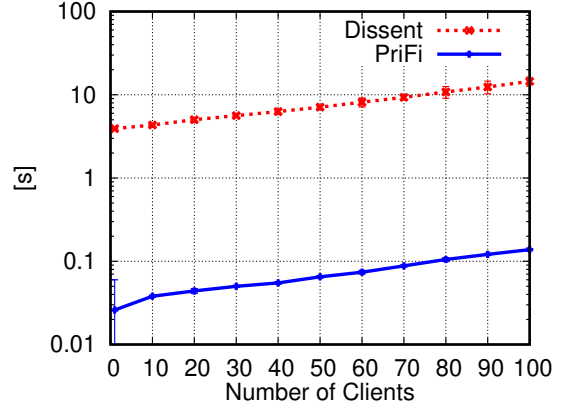
Setup. The topology simulated in Deterlab consists of a 100Mbps LAN with 10ms latency between the relay and the clients; we run 3 servers, which each have a 10Mbps link with 100ms latency to the relay. We use 9 machines, 1 dedicated to the relay and 1 per server; the clients are simulated on the remaining 5 machines, distributed equally. All machines are 3GHz Xeon Dual Core with 2GB of RAM. We focus our evaluation for [2;100] users, as only a small fraction of ICRC sites have more than 100 users (Appendix, Figure 11).

End-to-End Latency. Figure 5(a) shows the latency of the PriFi system, *i.e.*, the time needed for an anonymized packet to be sent by the client, decoded by the relay, and sent back to this same client. In this experiment, one random user is responsible for measuring these “pings”, whereas others only participate in the protocol without sending data (*i.e.*, the number of active user is 1, anonymous among all users). The latency increases linearly with the number of clients, from 42ms for 20 users (*e.g.*, a small company) to 120ms for 100 users, and scales reasonably well with the number of clients.

A major component of the latency is the buffering of messages by the clients; with only one slot per schedule,



(a) End-to-end latency of PriFi experienced by one client. A significant part of this latency comes from the scheduling mechanism used (red line).



(b) Experimental comparison of the latency between PriFi and Dissent in Numbers.

Figure 5: End-to-end latency and comparison with Dissent in Numbers.

clients must wait for this slot before transmitting data. This waiting time is depicted by the red curve in Figure 5(a). To reduce the time spent waiting on the slot, we alter the scheduling mechanism and let clients “close” their slot if they have nothing to send, thus enabling other clients to transmit more frequently. This reservation mechanism improves the situation where many users are idle. It introduces additional delay in some cases, as the client needs to wait for the next reservation to open his slot, and wait again for his slot. Other scheduling mechanisms (e.g., a compact schedule at every message, or no schedule but allowing for collisions) would yield different trade-offs between latency and number of users depending on their workload.

To reduce further reduce latency, we *pipeline* rounds – i.e., we run DC-nets rounds in parallel. This divides the latency by 2.25 (Appendix, Figure 10) at the cost of higher bandwidth usage – and higher anonymous throughput.

Finally, we briefly evaluate the CPU and Memory cost in Appendix E.

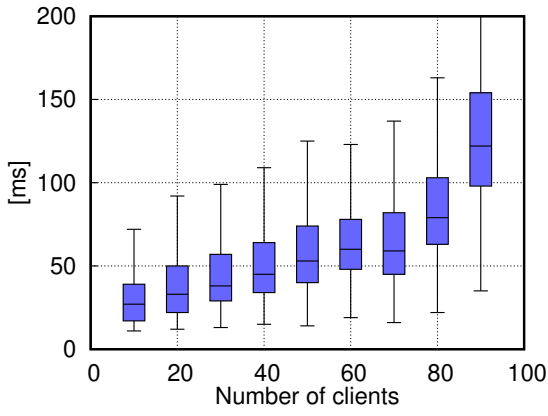
Replaying Network Traces. We then evaluate the performance of PriFi when replaying real traces (.pcap files). We use the dataset ‘apptraffictraces’ [45] from CRAWDAD [14] that contains the traces for several applications. We selected three traces: a ‘Skype’ trace where one client performs a VoIP (non-video) call for 281 seconds, a ‘Hangouts’ where one client performs a video call for 720 seconds, and an ‘Others’ trace where Gmail, Facebook, WhatsApp, Dropbox and other non-audio, non-video services run for 15 minutes.

Using the same setup as before, 5% of the clients are randomly assigned .pcap files from a pool and, after a random delay $r \in [0, 30]$ seconds, they replay the individual packets through PriFi. The relay decodes the packets and records the time difference between the decoded packet and the original trace (due to the fact that most endpoints present in the traces were not reachable anymore, the recorded latency does not

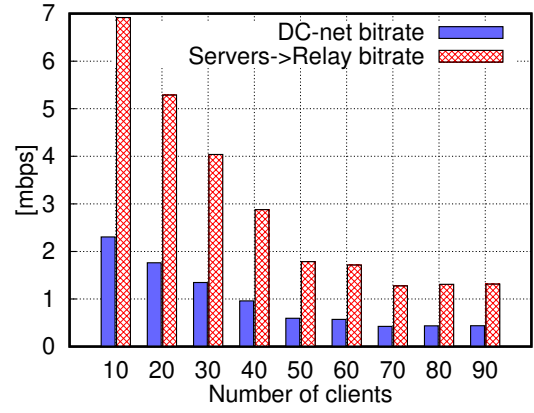
include the communication to the Internet endpoints, but only the added latency by PriFi).

Analysis. Figures 6(a), 7(a), and 7(b) show the added latency on the ‘Skype’, ‘Others’ and ‘Hangouts’ dataset, respectively; Figure 6(b) shows the bandwidth used (PriFi has similar bandwidth usage for all three dataset). The latency increases with the number of clients, which is due to (1) the increasing traffic load going through PriFi, as more users send data, and (2) to the increasing time needed to collect all clients ciphers. In Figure 6(b), all clients and servers have to exactly match the DC-net bit rate; hence, the bandwidth usage on the LAN is N times the DC-net bitrate. The total incoming traffic from the Internet (the sum of the traffic from the servers) is depicted with green boxes. In Figure 6(b), the decreasing bandwidth usage, with respect to the number of clients, indicates that PriFi spends more time waiting and less time transmitting; this is again due to the increasing time spent waiting for client ciphers. This is not desirable, as it means that overall PriFi cannot fully utilize the available bandwidth to offer minimal latency; this could be mitigated by increasing the pipelining of rounds for slow clients so that all clients answer in a timely fashion.

We learn the following: first, the mean added latency in the case of a Skype call (with 5% active users) is below 100ms for up to 80 clients, and below 150ms for 100 clients. The International Telecommunication Union estimates that the call quality starts degrading after a 150ms one-way latency increase [47], and users start noticing a degraded quality after a 250ms one-way latency increase [50]. Hence, while the current implementation starts to struggle with 100 clients, it supports VoIP calls for 0-80 users. Second, the mean added latency in the case of the ‘Others’ dataset is always below 100ms, which seems acceptable for Web and background services; for a rough estimate, website pages usually load in seconds. Finally, the replay of the ‘Hangouts’ data exhibits similar behavior as the ‘Skype’ dataset; we see that the latency increases

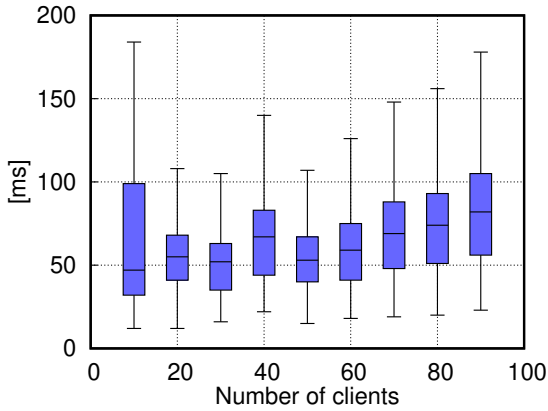


(a) Additional latency experienced by clients

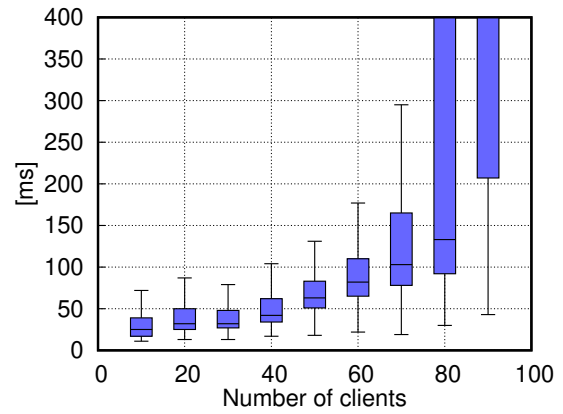


(b) PriFi bandwidth usage. Every client and server is sending data at the “DC-net bitrate”.

Figure 6: PriFi performance when 5% of the users perform a Skype call. The remaining 95% of the users are idle.



(a) 5% of users performing various HTTP(S) requests and file downloads.



(b) 5% of users performing a Google Hangout video call.

Figure 7: PriFi latency with the ‘Others’ and ‘Hangouts’ dataset. The bandwidth usage in both cases is similar to the one observed in Figure 6(b).

reasonably until 70 users, but then drastically increases, meaning that the current implementation cannot transmit the data fast enough, and that buffering occurs at the clients.

7.2 Comparison with Related Work

The closest related work is Dissent In Number (D#) [54]; like PriFi, it provides provable traffic-analysis by using DC-nets, has similar assumptions (M anytrust servers) but with no particular emphasis on being low-latency. We do not compare with mix-nets and onion-routing protocols that have a significantly different architecture: users’ messages are routed through multiple hops over the Internet, and even traffic between two clients of the same LAN would have to leave the LAN to be anonymized.

The first major difference between PriFi and D# is in the functionality of the servers. As in PriFi, D# uses a set of M anytrust servers, but the protocol requires several server-to-server communications per round before outputting any anonymized data. Additionally, the clients’ traffic is routed through one server – selected at random in D# – which also increases latency.

We deploy D# on our setup corresponding to an organiza-

tional network and compare it against PriFi. For 100 users, a round-trip message takes ≈ 14.5 s in D# and 137ms in PriFi, 3 orders of magnitude faster (Figure 5(b)).

7.3 Local Trusted Server

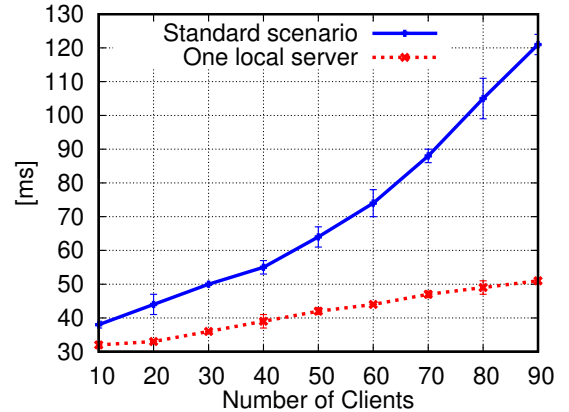


Figure 8: Latencies observed in the standard scenario (3 remote servers with high-latency towards the relay) and one trusted server in the LAN.

Preamble. The ICRC benefits from the particular situation of *Privileges and Immunities* (P&I) [17], legal agreements with governments that provide a layer of defense in order to operate in environments of armed conflicts and other situation of violence. In practice, P&I notably grants the delegations with inviolability of premises and assets; together with the strong physical security deployed at their server rooms, each delegation essentially has a local trusted server. Aside from the ICRC, P&I can apply to embassies and diplomatic missions [18].

Evaluation. We simulate this new deployment on Deterlab, with one server in the LAN instead of 3 remote servers. The latency between the relay and the unique server is 10 ms. We observe that the latency experienced by clients is roughly cut in half in this case (Figure 8), with the additional benefit that only the anonymized goodput exits the LAN.

7.4 Client Churn

In DC-nets, churn invalidates the current communications and leads to data re-transmissions and global downtime where no one can communicate. Although re-transmissions are acceptable with PriFi’s small and frequent rounds (e.g., a few 100KB of payload each 10ms), frequent churn could prevent delay-sensitive applications (e.g., VoIP, streaming) from running on top of PriFi. To our knowledge, our contribution here is the first analysis of the impact of churn on DC-nets in a realistic scenario where nodes are mobile (e.g., Wireless devices).

Dataset. To characterize node mobility, we use a standard dataset [42] from CRAWDAD [14]. It contains four hours of wireless traffic, recorded in a university cafeteria. Those traces contain the Data Link layer (and show the devices’ association and disassociation requests). The dataset contains 254 occurrences of churn over 240 minutes, in which there are 222 associations (33 unique devices) and 32 disassociations (12 unique devices). In comparison with the ICRC scenario, this dataset is likely a pessimistic model, as node mobility in a cafeteria is likely higher than in offices.

Dataset Analysis. Each device (dis)connection induces a re-synchronization time of D milliseconds (for Setup + Schedule), where D is dominated by the number of servers M and clients N and the latency between them; a typical value for D would be a few seconds (Appendix, Figure 14).

We analyze three strategies to handle churn:

1. The *naïve* approach kills the communication for every churn, and devices experience a downtime of D every time.
2. The *abrupt* disconnections approach assumes devices disconnect abruptly, killing the communication, but connect using a graceful approach (Setup+Schedule done in the background, keeping the previous Anonymize protocol running until the new set of clients is ready). Hence, disconnections yield D of downtime, and connections yield no downtime. This strategy can be enforced by the relay.

Strategy	# Interrupt.	Availability [%]	Max Downtime [s]
Naïve	254	98.72792	1.55147
Abrupt	32	99.81778	0.82
Graceful	0	100	0

Table 1: Estimation of mobility impact on DC-net systems, with respect to the ‘Cafe’ dataset. In PriFi, the *abrupt* disconnection strategy is enforceable by the relay.

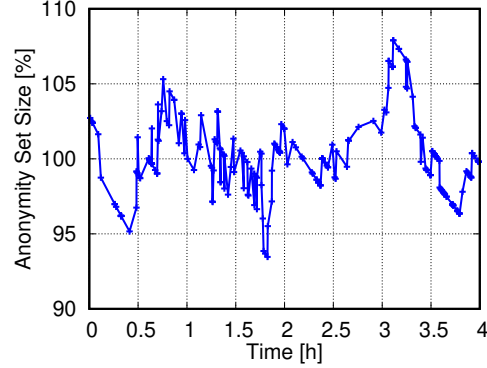


Figure 9: Size of the anonymity set versus time, when using PriFi in the caf scenario. This shows among how many users a PriFi client is anonymous.

3. The *graceful* approach assumes no abrupt disconnections (leaving clients wait for the others to have finished the Setup+Schedule happening in the background). It is an ideal scenario that cannot be guaranteed (e.g., in case of a device running out of battery, or malicious nodes), but we consider it a realistic scenario, especially as honest users have incentive to cooperate to maintain a good QoS for everyone.

We display, in Table 1, three metrics for each of these strategies: the first metric is the raw number of communication interruptions, which directly comes from the node mobility in the dataset. The second metric is the network availability percentage, computed as $\frac{1 - \text{downtime}}{\text{total time}}$. The last metric is the maximum continuous downtime, the longest network interruption if PriFi is used with the aforementioned dataset. This last metric has direct impact on usability: e.g., a PriFi user making a VoIP call might experience audio/video freezes for the duration of the downtime.

Analysis. Using PriFi in the cafeteria scenario represented by the dataset [42] would slightly decrease network availability, as churn induces global downtime. Over 4h, between 0 and 32 global losses of communication occur, and the network availability ranges between 99.82% and 100%, depending on the disconnection types. The longest disconnection period is 0.82s in the worst case, which might be noticeable as a slight lag by users of time-sensitive applications (e.g., VoIP). If we extrapolate the worst-case availability 99.82% over 10 minutes, the total expected downtime is below 1.1 second.

Anonymity Metrics. We now analyze the size of the anonymity set with respect to time, i.e., among how many participants

a PriFi user is anonymous at any point in time (Figure 9). In particular, we are interested in the variations (in this case which are due to user mobility). A high variance means that while connected, a user risks being “less” anonymous if unlucky (and many people disconnect suddenly); if the size of the anonymity set drops to 1, anonymity would be lost.

In the analyzed scenario, we start by removing the uninteresting linear component that indicated that, over the duration of the experiment, more people joined the cafeteria than left it. Then, we display the difference, in percentage, between the actual anonymity set size and the baseline tendency. We see that size of the anonymity set does not vary more than $\pm 8\%$, and the mean number of users is 50. Hence, our estimation for the worst-case of “anonymity loss” in that scenario is of 4 users, which is tolerable in an anonymity set of 50 users.

8 Related Work

One way to protect against local eavesdroppers is by tunneling the traffic through a VPN; due to their low latency, VPNs support most network protocols. VPNs require, however, the user to trust the VPN provider, which is often unreasonable – it could be malicious, coerced by the adversary, or infected by malware. Additionally, VPNs are not traffic-analysis resistant and make no efforts to hide individual communication volumes and timings.

Anonymous communication networks are designed to reduce the metadata leakage associated with communications. We can roughly divide ACNs into three categories: onion-routing-based [25], mix-based [7], and DC-net-based [6].

Onion-routing is attractive because communication typically does not occur in synchronous rounds. Operating at the application-layer, Tor [20] has the largest user-base, but does not provide traffic analysis resistance against a global passive adversary, and many attacks are able to break its anonymity guarantees [38, 40, 41, 51, 52]. On the network-layer, LAP [28], Dovetail [44], and Hornet [8] provide lower-latency communication but do not protect against traffic-analysis. Finally, TARANET [9] uses end-to-end traffic shaping to provide traffic-analysis resistance with low latency, using techniques similar to circuit-switching networks. We note that network-layer-level solutions are attractive because they are traffic-agnostic by design, but they often require significant changes in the Internet.

Mix-networks [7] typically operate in synchronous rounds, where servers sequentially mix packets. Many older solutions are not traffic-analysis resistant, *e.g.*, Tarzan [22] on the network layer, Mixminion [15], Mixmaster [36], and Crowds [43] on the application layer. More recent works typically strive to resist traffic-analysis. Due to the Anonymity Trilemma [16], this incurs high cost (either in latency or bandwidth), and a common way to keep this cost under control is by having application-*specific* ACN: *e.g.*, Riposte [11], Atom [30], Riffle [31] for microblogging/tweets, Herd [33] for VoIP [34], Herbivore [24] and Aqua for BitTorrent. Although

we are pleased to see progress on anonymous communications, we argue that application-specificity hinders user adoption: Installing and managing multiple applications for each communication type is a high entry barrier for non-technical users.

DC-nets [6] have provable traffic-analysis resistance by design and typically have high bandwidth and latency costs. Dissent [12, 54] and Verdict [13] operate at the application layer; Dissent brings DC-nets to the anytrust model with a client/server reducing the number of keys, whereas Verdict thwarts some active attacks with a verifiable DC-net. They are not bound to a certain type of traffic, but their relatively high latency – on the orders of seconds – makes them suitable only for latency-tolerant applications, *e.g.*, microblogging. PriFi fits this category and focuses on low latency in the context of organizational networks. An earlier version of PriFi and its preliminary evaluation showed the potential of the client/relay/server architecture to reduce latency overhead [1]. In this paper, we provide a full and improved system design and description, a more thorough evaluation (including the ICRC scenario, churn analysis, comparison with related work) and disruption protection, notably. Finally, DC-nets have been further studied with an emphasis on detecting malicious behavior from insiders [13, 26], collisions resolutions [23?], user scheduling [29] and applications to voting [48].

9 Conclusion

We have presented PriFi, an anonymous communication network that gives provable traffic-analysis resistance to its users. PriFi exploits the characteristics of (W)LANs to provide low-latency, traffic-agnostic communication.

PriFi uses DC-nets to provide strong anonymity, in a design that removes costly server-to-server communications and in which clients’ packets remain on their usual network path, thus avoiding the latency bottleneck typically seen in other systems. PriFi also addresses two main shortcomings of other work in this area: First, users are protected against equivocation attack without added latency or costly gossiping; second, disruption attacks are detected by the relay, with little work from the clients and no dedicated communication rounds.

Due to its perfect traffic-analysis-resistance property, PriFi has a high-bandwidth usage; yet, this is not a problem in (W)LANs; additionally, the traffic coming from the Internet to the LAN – where the bandwidth bottleneck usually lies – scales linearly with the number of servers, a security parameter of the system.

We have implemented PriFi and evaluated its performance on a realistic setup, mimicking the targeted ICRC deployment. Our findings show that various workloads can be handled by PriFi, including VoIP and video conferencing, and that restrictions usually imposed by DC-nets in case of churn when users are mobile are not problematic in PriFi. We are currently collaborating with the ICRC to test PriFi in real facilities.

References

- [1] ANONYMIZED. Anonymized. 2016.
- [2] ANONYMIZED. Anonymized - Github. <https://www.github.com/ANONYMIZED>, 2017.
- [3] ANONYMIZED. Anonymized Logs - Github. <https://www.github.com/ANONYMIZED>, 2017.
- [4] Dan Boneh. The decision diffie-hellman problem. In *Proceedings of the Third International Symposium on Algorithmic Number Theory, ANTS-III*, pages 48–63, London, UK, UK, 1998. Springer-Verlag.
- [5] Bjorn Carey. Stanford computer scientists show telephone metadata can reveal surprisingly sensitive personal information, 2016.
- [6] David Chaum. The dining cryptographers problem: Unconditional sender and recipient untraceability. *Journal of cryptology*, 1(1):65–75, 1988.
- [7] David L Chaum. Untraceable electronic mail, return addresses, and digital pseudonyms. *Communications of the ACM*, 24(2):84–90, 1981.
- [8] Chen Chen, Daniele E Asoni, David Barrera, George Danezis, and Adrain Perrig. Hornet: high-speed onion routing at the network layer. In *Proceedings of the 22nd ACM SIGSAC Conference on Computer and Communications Security*, pages 1441–1454. ACM, 2015.
- [9] Chen Chen, Daniele E Asoni, Adrian Perrig, David Barrera, George Danezis, and Carmela Troncoso. Taranet: Traffic-analysis resistant anonymity at the network layer. *arXiv preprint arXiv:1802.08415*, 2018.
- [10] David Cole. We kill people based on metadata, 2014.
- [11] Henry Corrigan-Gibbs, Dan Boneh, and David Mazieres. Riposte: An anonymous messaging system handling millions of users. In *IEEE Security and Privacy*, 2015.
- [12] Henry Corrigan-Gibbs and Bryan Ford. Dissent: accountable anonymous group messaging. In *CCS*, pages 340–350, 2010.
- [13] Henry Corrigan-Gibbs, David Isaac Wolinsky, and Bryan Ford. Proactively accountable anonymous messaging in Verdict. In *USENIX Security*, 2013.
- [14] CRAWDAD. A community resource for archiving wireless data at dartmouth. <http://crawdad.org/>, 2016.
- [15] George Danezis, Roger Dingledine, and Nick Mathewson. Mixminion: Design of a type iii anonymous remailer protocol. In *Security and Privacy, 2003. Proceedings. 2003 Symposium on*, pages 2–15. IEEE, 2003.
- [16] Debajyoti Das, Sebastian Meiser, Esfandiar Mohammadi, and Aniket Kate. Anonymity trilemma: Strong anonymity, low bandwidth overhead, low latency-choose two. In *2018 IEEE Symposium on Security and Privacy (SP)*, pages 108–126. IEEE, 2018.
- [17] Els Debuf. Tools to do the job: The ICRCs legal status, privileges and immunities. <https://www.icrc.org/en/international-review/article/tools-do-job-icrcs-legal-status-privileges-and-immunities>, 2016.
- [18] U.S. State Department. Privileges and immunities, 2018.
- [19] DeterLab. Deterlab: Cyber-defense technology experimental research laboratory. <https://www.isi.deterlab.net>, 2016.
- [20] Roger Dingledine, Nick Mathewson, and Paul Syverson. Tor: the second-generation onion router. In *USENIX Security*, 2004.
- [21] Michael Faath, Rolf Winter, and Fabian Weisshaar. How broadcast data reveals your identity and social graph. In *Wireless Communications and Mobile Computing Conference (IWCMC), 2016 International*, pages 357–362. IEEE, 2016.
- [22] Michael J Freedman and Robert Morris. Tarzan: A peer-to-peer anonymizing network layer. In *CCS*, pages 193–206, 2002.
- [23] Pablo Garcia, Jeroen Van de Graaf, Germán Montejano, Daniel Riesco, Narayan Debnath, and Silvia Bast. Storage optimization for non interactive dining cryptographers (nidc). In *Information Technology-New Generations (ITNG), 2015 12th International Conference on*, pages 55–60. IEEE, 2015.
- [24] Sharad Goel, Mark Robson, Milo Polte, and Emin Sirer. Herbivore: A scalable and efficient protocol for anonymous communication. Technical Report TR2003-1890, Cornell University, 2003.
- [25] David Goldschlag, Michael Reed, and Paul Syverson. Onion routing. *Commun. ACM*, 42(2):39–41, February 1999.
- [26] Philippe Golle and Ari Juels. Dining cryptographers revisited. In *Eurocrypt*, 2004.
- [27] Gus Hosein and Carly Nyst. Aiding surveillance: An exploration of how development and humanitarian aid initiatives are enabling surveillance in developing countries, 2013.

- [28] Hsu-Chun Hsiao, TH-J Kim, Adrian Perrig, Akimasa Yamada, Samuel C Nelson, Marco Gruteser, and Wei Meng. Lap: Lightweight anonymity and privacy. In *Security and Privacy (SP), 2012 IEEE Symposium on*, pages 506–520. IEEE, 2012.
- [29] Anna Krasnova, Moritz Neikes, and Peter Schwabe. Footprint scheduling for dining-cryptographer networks. In *International Conference on Financial Cryptography and Data Security*, pages 385–402. Springer, 2016.
- [30] Albert Kwon, Henry Corrigan-Gibbs, Srinivas Devadas, and Bryan Ford. Atom: Horizontally scaling strong anonymity. In *Proceedings of the Symposium on Operating Systems Principles (SOSP)*, 2017.
- [31] Albert Kwon, David Lazar, Srinivas Devadas, and Bryan Ford. Riffle: An efficient communication system with strong anonymity. In *PETS*, 2016.
- [32] David Lazar and Nickolai Zeldovich. Alpenhorn: Bootstrapping secure communication without leaking metadata. In *12th USENIX Symposium on Operating Systems Design and Implementation (OSDI 16)*, 2016.
- [33] Stevens Le Blond, David Choffnes, William Caldwell, Peter Druschel, and Nicholas Merritt. Herd: A scalable, traffic analysis resistant anonymity network for VoIP systems. In *Proceedings of the 2015 ACM Conference on Special Interest Group on Data Communication*, pages 639–652. ACM, 2015.
- [34] Stevens Le Blond, David Choffnes, Wenxuan Zhou, Peter Druschel, Hitesh Ballani, and Paul Francis. Towards efficient traffic-analysis resistant anonymity networks. In *SIGCOMM Computer Communication Review*, 2013.
- [35] Stevens Le Blond, Alejandro Cuevas, Juan Ramón Troncoso-Pastoriza, Philipp Jovanovic, Bryan Ford, and Jean-Pierre Hubaux. On enforcing the digital immunity of a large humanitarian organization. In *Proceedings of the 39th IEEE Symposium on Security and Privacy, S&P’18*, 2018.
- [36] Ulf Moeller, Lance Cottrell, P Palfrader, and L Sassaman. Mixmaster protocol version 3, 2000, 2004.
- [37] C Andrew Neff. Verifiable mixing (shuffling) of ElGamal pairs. *VHTi Technical Document, VoteHere, Inc.*, 2003.
- [38] L. Nguyen and R. Safavi-naini. Breaking and mending resilient mix-nets. In *PETS*, pages 66–80, 2003.
- [39] Shaun Nichols. Your comms metadata is super-revealing but the law doesn’t protect it, 2016.
- [40] Andriy Panchenko, Lukas Niessen, Andreas Zinnen, and Thomas Engel. Website fingerprinting in onion routing based anonymization networks. In *Proceedings of the 10th annual ACM workshop on Privacy in the electronic society*, pages 103–114. ACM, 2011.
- [41] Birgit Pfitzmann. Breaking an efficient anonymous channel. In *Advances in Cryptology-Eurocrypt 1995*, 1995.
- [42] Caleb Phillips and Suresh Singh. CRAWDAD dataset pdx/vwave (v. 2007-09-14). Downloaded from <http://crawdad.org/pdx/vwave/20070914/wlan-pcap>, September 2007. traceset: wlan_pcap.
- [43] Michael K Reiter and Aviel D Rubin. Crowds: Anonymity for web transactions. *ACM Transactions on Information and System Security (TISSEC)*, 1(1):66–92, 1998.
- [44] Jody Sankey and Matthew Wright. Dovetail: Stronger anonymity in next-generation internet routing. In *International Symposium on Privacy Enhancing Technologies Symposium*, pages 283–303. Springer, 2014.
- [45] Satadal Sengupta, Harshit Gupta, Niloy Ganguly, Bivas Mitra, Pradipta De, and Sandip Chakraborty. CRAW-DAD dataset iitkgp/apptraffic (v. 2015-11-26). Downloaded from <http://crawdad.org/iitkgp/apptraffic/20151126/apptrafficttraces>, November 2015. traceset: apptrafficttraces.
- [46] Ewa Syta, Benjamin Peterson, David Isaac Wolinsky, Michael Fischer, and Bryan Ford. Deniable anonymous group authentication. Technical Report YALEU/DCS/TR-1486, Department of Computer Science, Yale University, 2014. Available at <http://cpsc.yale.edu/sites/default/files/files/TR1486.pdf>.
- [47] International Telecommunication Union. ITU-T G.114 - Amendment 2: New Appendix III Delay variation on unshared access lines, 2009.
- [48] Jeroen van de Graaf. Anonymous one-time broadcast using non-interactive dining cryptographer nets with applications to voting. In *Towards Trustworthy Elections*, pages 231–241, 2010.
- [49] Jelle Van Den Hooff, David Lazar, Matei Zaharia, and Nickolai Zeldovich. Vuvuzela: Scalable private messaging resistant to traffic analysis. In *Proceedings of the 25th Symposium on Operating Systems Principles*, pages 137–152. ACM, 2015.
- [50] VoIP-Info. VOIP QoS requirements. <https://www.voip-info.org/wiki/view/QoS>, 2017.
- [51] Tao Wang, Xiang Cai, Rishab Nithyanand, Rob Johnson, and Ian Goldberg. Effective attacks and provable defenses for website fingerprinting. In *USENIX Security Symposium*, pages 143–157, 2014.

- [52] Tao Wang and Ian Goldberg. Improved website fingerprinting on tor. In *Proceedings of the 12th ACM Workshop on Privacy in the Electronic Society*, 2013.
- [53] David I Wolinsky, Henry Corrigan-Gibbs, Bryan Ford, and Aaron Johnson. Scalable anonymous group communication in the anytrust model. In *EuroSec*, 2012.
- [54] David Isaac Wolinsky, Henry Corrigan-Gibbs, Bryan Ford, and Aaron Johnson. Dissent in numbers: Making strong anonymity scale. In *OSDI*, 2012.

A Sketch of Security Proof

Let $C_1 \dots C_n$ be a set of clients, two of which are honest and the rest malicious, \mathcal{R} a malicious relay, and $S_1 \dots S_m$ a collection of m servers, all but one malicious. Without loss of generality, define S_1 as the honest server, and C_1, C_2 the two honest clients. They collectively run PriFi, starting with the Setup protocol (Protocol 1, Section 4):

Setup protocol. In this phase, the clients $C_1 \dots C_n$ announce themselves to the \mathcal{R} by sending a signed message containing an ephemeral public key. \mathcal{R} authenticates the clients against a roster of authorized clients, and collects the ephemeral keys $\hat{P}_{C_1} \dots \hat{P}_{C_n}$. At this stage, the relay could add some more keys – corresponding to simulating extra dishonest clients – or remove some keys – corresponding to a denial-of-service. It cannot add an ephemeral key corresponding to a honest user without forging its signature.

With the set of signed keys, \mathcal{R} then runs with $S_1 \dots S_m$ a verifiable Neff shuffle [37]. Each server signs the final set of keys $\{\tilde{P}_{C_i}\}$ if and only if (1) the shuffle contains at least two keys, (2) each step of the shuffle has been computed correctly, and (3) its own shuffle has been correctly included in the computation. \mathcal{R} collects the final set of keys $\{\tilde{P}_{C_i}\}$ and the m signatures from the servers, and broadcast them to the clients. At this stage, the adversary could exclude a honest server from the shuffle, but then would have one less signature. The adversary cannot forge a signature from a honest server.

Then, each client receives the shuffled keys and all signatures, and is able to verify that (1) there are enough participants, and (2) one key in $\{\tilde{P}_{C_i}\}$ corresponds to its fresh public key in the new base, and (3) at least one server that it trusts, say S_1 , has signed the keys. If all conditions are met, the client knows its key has been properly shuffled, and that it can derive a correct shared secret with at least one server he trusts, here S_1 . If the clients deems that no trustworthy server has signed the shuffle, he refuses to participate, and possibly takes administrative actions against the relay. Hence, in the previous step, the adversary could indeed exclude a server, but this would be visible and checked by the client.

Additionally, under the assumption of the hardness of discrete logarithm, the shuffle itself reveal no information without an appropriate private key. Even with a private key,

a client can only confirm that one position in the shuffle is his, and gets no other information about the other positions.

Finally, servers derive a shared secret using Diffie-Hellman with each ephemeral public key $\{\tilde{P}_{C_i}\}$ in the final schedule. Each client i can then derive the same secret using their freshly computed private key \tilde{p}_{C_i} and the m servers' public keys.

Anonymize protocol. Once the setup is done, nodes willing to participate move on to the Anonymize protocol (Protocol 2, Section 4). If the set of participating node is different from the one in the Setup protocol, the Anonymize protocol will fail and timeout, and the relay will have to initiate a Setup protocol with a new set.

In each round t of Anonymize, there is one *slot owner* (or sender), identified by the position in the schedule π . By definition of the Neff shuffle [37], only the sender recognize its own slot. Without loss of generality, let S_1 be the honest sender, willing to send a message x .

Each client generates m pads (Figure 3, Section 4) using m PRG, each seeded with a secret shared with a given server; each servers proceed similarly, generating n pads each. At this point, since each shared secret is shared between exactly two nodes, each pad on any client is matched by an identical pad on one of the server. Unless one party misbehaves, XORing all pads yields 0. Then, each client i generates a single ciphertext c_i by XORing all pads, and the servers proceed similarly; the only exception is C_1 , who additionally XORs x in the ciphertext. The relay collects the $n+m$ ciphertexts, and if no party misbehaved, the XOR of all ciphertexts yields x .

Consider an adversary that want to discover whether C_1 or C_2 has sent x . The public outputs of C_1 and C_2 are c_1 and c_2 , respectively:

$$\begin{aligned} c_1 &= \bigoplus_{j=1}^m \text{pad}_{1,j} \oplus x \\ c_2 &= \bigoplus_{j=1}^m \text{pad}_{2,j} \end{aligned} \quad (1)$$

Since S_1 is honest, we extract the pads related to this server:

$$\begin{aligned} c_1 &= \bigoplus_{j=2}^m \text{pad}_{1,j} \oplus \text{pad}_{1,1} \oplus x \\ c_2 &= \bigoplus_{j=2}^m \text{pad}_{2,j} \oplus \text{pad}_{2,1} \end{aligned} \quad (2)$$

Since S_1, C_1 and C_2 are honest, the pads $\text{pad}_{1,1}$ and $\text{pad}_{2,1}$ are unknown to the adversary. Additionally, both pads are the output of a PRG and are indistinguishable from a random string in the random oracle model. Since $\text{pad}_{1,1}$ and $\text{pad}_{2,1}$ are indistinguishable from a random string, so is $\text{pad}_{1,1} \oplus x$, and so are c_1 and c_2 (all have the same length). Hence, guessing if C_1 or C_2 is the sender require guessing if x has been embedded

in c_1 or c_2 , yet both are indistinguishable from a random string. The adversary can only guess with probability $1/2$.

Correlating clients with packets. We first consider the upstream traffic only, where the DC-net is taking place. There, the protocol is traffic-analysis resistant with respect to client anonymity: all nodes (clients and servers) must send exactly ℓ bits (the size of a ciphertext). If one ciphertext is missing, the result of the XOR is an unusable random string that gets discarded by the relay. If part of a ciphertext is missing, the current protocol treat it as a whole ciphertext missing. Analyzing the bandwidth used by clients reveal no information about the sender, as they all must send exactly ℓ bits, and x is ℓ bits long.

In one round, the timing of messages leak no information about the sender: all client send simultaneously 1 ciphertext. Delaying a message does not help differentiating the clients, as x can only be computed when all ciphertexts have been collected; hence, it does not helps the adversary to decide if x has been embedded in the delayed message or not. The same argument applies for dropping traffic: the only result is a denial-of-service, but does not lead to de-anonymizing the clients.

Over multiple rounds, some timing information about the sender is revealed to the adversary: in particular, a client C_i always have the same position in the schedule π . Assuming x rounds/second, and a schedule of length k , the adversary knows that every output of the relay separated by k/x seconds belongs to the same client. This is partially mitigated by having variable-length schedules – where clients can announce that they do not want to transmit – increasing the uncertainty of an external attacker, but not if the relay is compromised. Even if the relay is malicious, we argue that the information leakage is not dramatic: the flow is anonymous and unlinkable to any client, but individuals packets can be linked to a flow. We recommend clients to retrigger a Setup if the same schedule has been used for some time, re-randomizing the clients/flows.

We now consider the downstream traffic. Messages are broadcasted to all clients (using broadcast or unicast), trivially achieving perfect receiver-anonymity. As for upstream traffic, the adversary can reconstruct flows using timing, but is unable to match a flow to a client.

General traffic-analysis. However, both upstream and downstream traffic still leak information about global volumes and traffic patterns – but not about the sender/receiver. For instance, suppose all clients are idle at the application-layer (but sending chaff traffic according to the DC-net), except one who is performing a Skype call. The adversary can infer that *someone* on the network is a doing VoIP call, from the (plaintext) packet output at the relay, the broadcasted downstream traffic, or even the lengths of the schedules in case of variable-length schedules. In the ICRC case, this is mitigated by the fact that all inbound and outbound traffic to a delegation is encrypted to the headquarters. A malicious relay can still observe this information, but the task is certainly harder for the adversary. The (costly) solution to this problem is to add chaff traffic.

This chaff traffic must go through the DC-net like normal traffic, hiding true communication volumes and timings. This area of work is somewhat orthogonal to PriFi; in the ICRC use case, it has been deemed sufficient that the senders/recipients are unlinkable with their traffic. In other scenarios, the added security and overhead of padding need to be weighted against the sensitivity of the traffic.

Intersection attacks. The current protocol does not hide information about the participants, allowing an adversary to learn the number of PriFi participants and who is online at a given time. This problem can be tackled with anonymous authentication [46] and will be treated in the future work.

B Disruption-Protection Protocol

We modify the Setup protocol (Protocol 1) such that every client i derives – *e.g.*, via Diffie-Hellman – a shared secret r_{iR} with the relay. Then, we modify the Anonymize protocol (Protocol 2) such that slot owner i computes the HMAC of the upstream message x using r_{iR} . When decoding y during the Anonymize protocol, the relay recognizes the HMAC – *e.g.*, because it is located at a standard position in the payload – and checks the integrity of the message. If the integrity check fails, the relay starts a blame protocol (Protocol 3). The relay cooperates (is honest) for checking the integrity and starting the blame procedure since it is trusted for ensuring the availability of the network (Section 3.4).

C Equivocation-Protection Protocol

We provide the full equivocation-protection protocol in Protocol 4.

C.1 Equivocation Example

Client C_1 and C_2 , both honest, are connected to a malicious relay, and they collectively run the PriFi protocol. On the first round, the relay decodes a DNS request for a given domain. As the request was sent through PriFi, it is anonymous, and the relay does not know whether C_1 or C_2 sent it. However, the relay can, instead of broadcasting the same DNS answer to C_1 and C_2 , send two *different* answers to C_1 and C_2 , containing IP_1 and IP_2 , respectively. Later on, the relay decodes a request to IP_2 and it can guess that C_2 made the request (along with the original DNS request), as it is unlikely that C_1 has knowledge of IP_2 .

C.2 Sketch of Security Proof – Equivocation

Let C_o be the slot owner, x_o be its plaintext upstream message, x'_o be its encrypted upstream message, and k_o be the key used to encrypt x_o into x'_o .

We first consider the case that all clients have received the same downstream messages from the relay until the current slot, *i.e.*, $h_1 = h_2 = \dots = h_n = h$. By substituting equations (5)-(3) in Equation (7), and letting $P = \sum_{i,j} F_2(p_{ij})$, we have $k = F_1(k_o) \cdot F_1(h)^{-P} \cdot F_1(h)^P = F_1(k_o)$. Thus, the relay can correctly unblind $\kappa_o = F_1^{-1}(k)$ and decrypt x_o . Note that although the relay learns k_o , due to the hardness of DLP,

Protocol 3 Disruption Protection - Blame Protocol

1. Relay Blame Initiation. When the relay receives some data x' which does not match the HMAC tag provided, it sets a flag in the downstream message z indicating that the next schedule (Figure 3) will use a Verifiable DC-nets [13].

2. Client Retransmission. Upon reception of the flag, the client which just transmitted some data x knows that its message was disrupted. In his position in the next schedule, it retransmits x , this time over a verifiable DC-net.

3. Relay Flipped Bit Detection The relay compares x' and x bit-per-bit and finds a position k where $x'_k = 1$ and $x_k = 0$. If there is no such pair of bits, the protocol stops without excluding the disruptor. Otherwise, the relay broadcasts to all clients and servers an Accusation message containing the round number and the position k .

4. Client/Server answering the Accusation. Upon reception of the Accusation message, each client/server answers with a signed RevealBits message containing for each pad (Figure 4) used in the disrupted round, the bit value at position k .

5. Relay handling the RevealBits. Upon reception of a RevealBits message, the relay checks that the XOR of all bits matches the value received during the disrupted round. If there is a mismatch, the relay exclude the source of the RevealBits message.

If there is no mismatch, the relay proceed as follows: for each pair of client/server, it checks if the bit revealed corresponds between the client and the server, as it should be since both derive the pads from the same shared secret.

There must be at least one mismatch between a client i and a server j . The relay proceeds by sending both of them a RevealSharedSecret message, along with the signed RevealBits message.

6. Client/Server answering the RevealSharedSecret. Upon reception of the RevealSharedSecret message, the client i checks that the signature of the servers' RevealBits message is correct, and that there is indeed a mismatch between the client's pad bits and this server's pad bits. If not, the client aborts. Then, client i answers with its secret shared with the server j (and reciprocally for the server j).

7. Relay handling the Shared Secrets. Upon reception of the shared secrets, the relay reconstructs the pads using the PRG until the disrupted round. Then, it checks if the computed value corresponds to the claim of the client or server; if not, the disruptor is found and excluded.

it cannot learn any information about clients' ciphertexts, $\sum_{j=1}^m F_2(p_{ij})$, which could be used to de-anonymize the client.

Now, consider two disjoint non-empty subsets $A, B \subset \{1, \dots, n\}$, such that all clients $C_{i \in A}$ have the downstream history h_A and all clients $C_{i \in B}$ have the downstream history $h_B \neq h_A$. From Equation 7,

$$k = F_1(k_o) \cdot F_1(h)^{-P} \cdot \prod_{i \in A} F_1(h_A)^{\sum_{j=1}^m F_2(p_{ij})} \quad (8)$$

$$\cdot \prod_{i \in B} F_1(h_B)^{\sum_{j=1}^m F_2(p_{ij})} \quad (9)$$

Protocol 4 Equivocation Protection

Consider m servers, n clients and a client C_i with a plaintext x_i . Each client C_i has a history of downstream messages h_i , which is initially null. Similarly, the relay has a downstream history $h_{\mathcal{R}}$. The p_{ij} are the pads as defined in Protocol 2.

Let \mathbb{F}_q denote a finite field of prime order q , \mathbb{G} denote a multiplicative group of order q with generator g such that the DLP and the DDH assumptions hold in \mathbb{G} [4]. Let $H: \{0,1\}^* \rightarrow \{0,1\}^\ell$ be a cryptographic hash function, and $F_1: \{0,1\}^\ell \rightarrow \mathbb{G}$ and $F_2: \{0,1\}^\ell \rightarrow \mathbb{F}_q$ be publicly-known one-to-one functions that are efficiently computable and invertible.

1. Server Tag Generation. Each round, every server S_j sends to the relay (σ_j, s_j) , where

$$\sigma_j \leftarrow - \sum_{i=1}^n F_2(H(p_{ij})), \quad (3)$$

$$s_j \leftarrow p_{1j} \oplus \dots \oplus p_{nj}$$

2. Client Tag Generation.

- (1) Upon receiving a downstream message d_i from the relay, C_i updates his version of the history h_i by computing $h_i \leftarrow H(h_i | d_i)$.
- (2) If C_i is the slot owner, it picks a pseudo-random key $k_i \in_R \{0,1\}^\ell$, and blinds x_i with it.

$$x'_i \leftarrow x_i \oplus k_i \quad (4)$$

C_i then computes (κ_i, c_i) as

$$\kappa_i \leftarrow F_1(k_i) \cdot F_1(h_i)^{\sum_{j=1}^m F_2(H(p_{ij}))}, \quad (5)$$

$$c_i \leftarrow x'_i \oplus p_{i1} \oplus \dots \oplus p_{im}.$$

... and sends (κ_i, c_i) to the relay

- (3) If C_i is not the slot owner, then it sets

$$\kappa_i \leftarrow F_1(h_i)^{\sum_{j=1}^m F_2(H(p_{ij}))}, \quad (6)$$

$$c_i \leftarrow p_{i1} \oplus \dots \oplus p_{im}.$$

... and sends (κ_i, c_i) to the relay.

3. Relay Decryption.

- (1) Upon receiving a downstream message d for the clients, the relay sets $h_{\mathcal{R}} \leftarrow H(h_{\mathcal{R}} | d)$.
- (2) Upon receiving (κ_i, c_i) 's from all clients and s_j 's from all servers, the relay decrypts the owner's message from:

$$k \leftarrow F_1(h)^{\sum_{j=1}^m \sigma_j} \cdot \prod_{i=1}^n \kappa_i \quad (7)$$

$$y' \leftarrow c_1 \oplus \dots \oplus c_n \oplus s_1 \oplus \dots \oplus s_m$$

$$y \leftarrow y' \oplus F_1^{-1}(k).$$

- (3) The relay sends y to the corresponding Internet address.
-

Since $F_1(h)^{-P} = \prod_{i=1}^n F_1(h)^{-\sum_{j=1}^m F_2(p_{ij})}$, and A, B are disjoint non-empty subsets of $\{1, \dots, n\}$, for any choice of h in Equation (9), $k \neq F_1(k_o)$. Therefore, if there is any disagreement among the clients on the downstream history, the relay will not be able to obtain the key to decrypt the owner's upstream message.

C.3 Abusing the Equivocation Protection

A malicious client or relay might try to falsely accuse the other. For example, to frame the relay, a malicious client might pretend to have received a downstream message different from other clients. Also, a malicious relay might pretend that an honest client is sending wrongly-computed κ_i to cause a DoS. These problems can be solved by simply requiring that both clients and servers sign every message they send. When a problem occurs, honest nodes are protected from incorrect blaming, assuming that no party can forge signatures.

A malicious client or server might also send a wrongly computed κ_i to cause an anonymous DoS. Note that signing messages cannot prevent such an attack because the relay is unable to validate the correctness of the κ_i values. To detect this attack and trace the disruptor, the relay can proceed as follows. First, we assume that the blinding key has a recognizable structure, e.g., a header. When the relay runs the Protocol 4, it will detect the DoS attack by checking the structure of the blinding key k obtained. If the blinding key's structure is incorrect, the relay determines that an attack is in place and follows a procedure similar to the disruption protection protocol (Section 5). That is, the relay stops the communications and sends a signed request to all clients and servers asking them to reveal the hash of the pads $H(p_{ij})$ used to compute their current κ_i values. If there is a mismatch between a κ_i and the $H(p_{ij})$ values sent by a client or server, then this client or server is considered the disruptor. Otherwise, the relay compares the $H(p_{ij})$ values revealed by the clients with those revealed by the servers. There must be a difference, without loss of generality, among one of the $H(p_{ij})$ values revealed by one client and one server. After identifying a mismatch between a client and a server, the relay requests that they reveal their shared secret r_{ij} , along with a zero-knowledge proof showing r_{ij} was computed correctly. To generate the pads for the disrupted round, the relay seeds the PRG with these secrets. At this point, the relay will be able to determine which one, the client or the server, disrupted the round and exclude it from the system.

D Supporting Different QoS Levels

To support different QoS levels, PriFi enables clients to subscribe to channels with different bitrates. Each channel is an isolated instance of the PriFi protocol, but runs with different speeds and payload sizes. In this way, constrained devices (e.g., suitable IoT devices, battery-powered devices) only join "slow" PriFi channels that require little computation, and more powerful devices join both slower and faster channels. Channels correspond to categories of traffic, for

instance e-mails, web browsing, VoIP and video conferencing. With this approach, a device that has no VoIP capabilities can save resources by joining only the appropriate channel.

Devices connected to several channels participate in the anonymity set of those channels, but probably only communicate using the fastest. The benefit of this approach is that the size of the anonymity set increases for slower channels. The cost of being active in several channels is estimated as follow: assuming an order of magnitude difference in terms of latency between channels (e.g., web browsing at 500ms, VoIP at 50ms latency), joining an additional slower channel only adds 1 message every 10 messages on the fast channel, a tolerable cost for high-end devices.

E Additional Evaluation Results

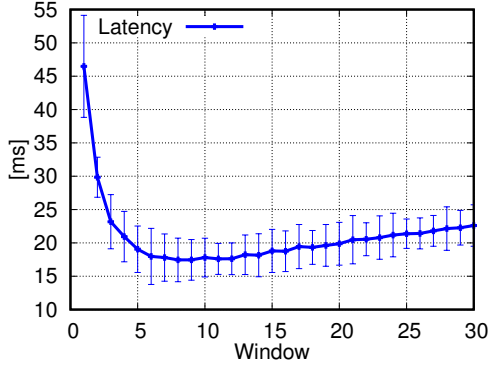


Figure 10: Effect of pipelining on latency. A window $W = 7$ divides the latency by 2.25 in comparison to the naïve $W = 1$ approach.

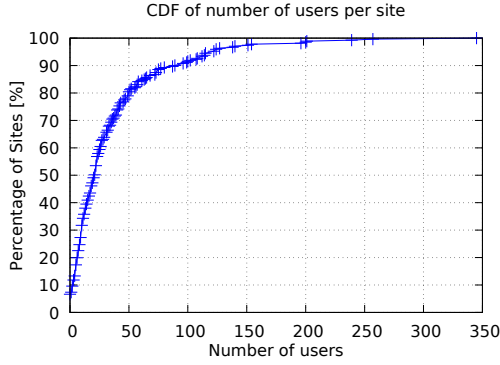


Figure 11: Distribution of users per ICRC site. 90% of sites have less than 100 users.

CPU/Memory. We evaluated the CPU usage on the relay during an Anonymize round; our model estimates less than 10% of average usage for 100 clients on commodity hardware (Figure 13). We tested the memory and CPU usage on an Android Nexus 5X device; the device on which the measurements are done is doing light web browsing activities through PriFi. During Anonymize, the mean CPU usage is light (below 5%), and the memory usage is moderate (stable at 50 Mb; for comparison, Telegram uses 150 Mb). The energy consumption fluctuates between “Light” and “Medium” (estimated with Android Studio 3.2 Beta) and is comparable to a VoIP call. The iOS/Android implementations are currently being evaluated in a real-world scenario with a large organization.

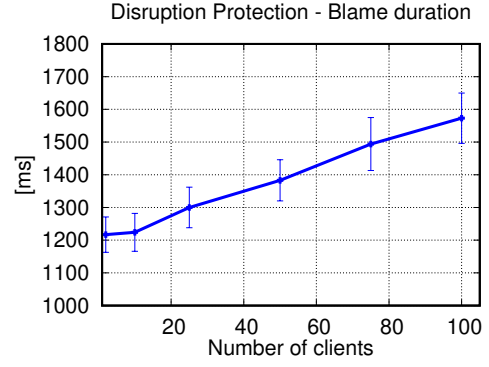


Figure 12: Duration of the blame procedure used to exclude a malicious client performing a disruption attack. Dissent’s non-probabilistic version needs “minutes to hours” to exclude a disruptor [54] (with probability 1, unlike our protocol which has probability 1 to detect but only 1/2 to exclude).

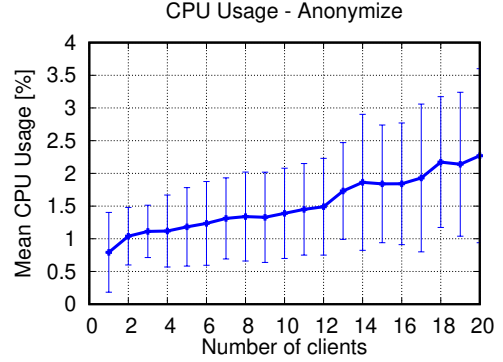


Figure 13: CPU usage on the relay during Anonymize, averaged over 10 minutes. The client are real Android and iOS devices (hence the x axis stopping at 20). The relay’s hardware is a commodity server with a 3GHz Xeon Dual Core and 2GB of RAM. If we extrapolate the linear tendency, we estimate the mean CPU usage to be below 10% with 100 clients in this setup.

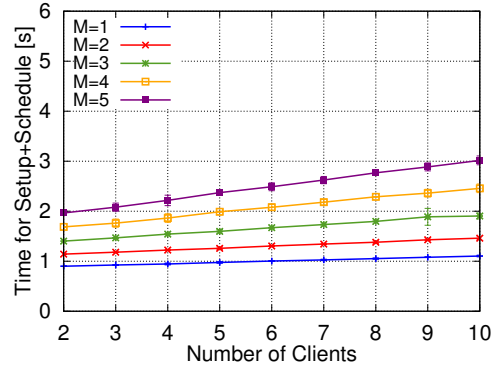


Figure 14: Experimental evaluation of the network downtime (i.e. where no communication can happen) in case of abrupt disconnection, averaged 10 times, with 95% percentiles. The time is lower-bounded by the latency to the M servers.