

Fast Linear Transformations in Python

Christoph Wagner, Sebastian Semper

March 8, 2022

Abstract

This paper introduces a new free library for the Python programming language, which provides a collection of structured linear transforms, that are not represented as explicit two dimensional arrays but in a more efficient way by exploiting the structural knowledge.

This allows fast and memory savy forward and backward transformations while also provding a clean but still flexible interface to these efficient algorithms, thus making code more readable, scable and adaptable.

We first outline the goals of this library, then how they were achieved and lastly we demonstrate the performance compared to current state of the art packages available for Python.

This library is released and distributed under a free license.

1 Introduction

1.1 Motivation

Linearity is a mathematical concept that reaches into almost all branches of science, where on the one hand many models identify the objects they are dealing with with elements a vector space, i.e. a *linear space*, where on the other hand the transforms that preserve this linear structure are called *linear transforms*. When dealing with such a linear mapping L between two finite dimensional vector spaces V to U over a complex or real valued field one often describes this mapping in coordinates as a map from \mathbf{R}^m to \mathbf{R}^n or from \mathbf{C}^m to \mathbf{C}^n respectively using a *matrix* $\mathbf{A}_L \in \mathbf{C}^{n \times m}$ via

$$\mathbf{x} \mapsto \mathbf{A}_L \cdot \mathbf{x} = \mathbf{y}, \quad (1)$$

where m and n are the dimensions of U and V respectively and \mathbf{x} and \mathbf{y} are vectors in \mathbf{C}^m and \mathbf{C}^n . All properties of the linear mapping L transfer to properties of \mathbf{A}_L . Because of their importance in science and engineering they have been studied intensively during the past decades and are well understood and an elementary concept in the curriculum of undergraduate

students. In fact, the vast majority of literature on signal processing methods relies on linear models, often found by approximating the underlying physical phenomenon by this more tractable model.

In engineering besides the pure mathematical investigations also numerical simulations play an increasingly crucial role during research. Their purposes are manifold, in this case they range from demonstration to verification, numerical assessment to estimate performance or complexity over to parameter tuning involved in various algorithms. Very often these simulations deal with linear systems of the form as in (1), where for instance either \mathbf{x} or \mathbf{y} are unknown and have to be computed for fixed \mathbf{A}_L .

Additionally, a lot of problems in engineering and signal processing are infinite dimensional by nature. With the growing power of computers the achievable resolution in simulating these problems increases as well, where the size of the problem often is determined by some temporal or spatial resolution of the underlying physical problem. Hence, to get a better finite dimensional approximation when analyzing a problem the computational complexity has to increase as well. To this end the physical computing power of computer is increasing as well in terms of speed and memory size.

However, some problems like three dimensional X-Ray tomography are easily exceeding the processing power of any computer if one only wants to calculate \mathbf{y} from \mathbf{x} in (1), because the entries of \mathbf{y} obey the formula of the *matrix-vector product* as in (1), which explicitly reads as

$$y_i = \sum_{k=1}^m a_{i,k} \cdot x_k \quad \text{for } i = 1, \dots, n, \quad (2)$$

where the $a_{i,j}$ are the entries of the matrix \mathbf{A}_L . This reveals that calculating all entries of \mathbf{y} has time complexity $\mathcal{O}(n \cdot m)$ and storing \mathbf{A}_L also has space complexity $\mathcal{O}(n \cdot m)$. In case of $n = m$ they both scale quadratically with the dimension of \mathbf{x} . At first sight this might seem efficient enough, but problems where \mathbf{A}_L does not fit into system memory often occur for example in image processing. For instance, consider a filtering operation applied to an image, where a typical image size of current consumer grade cameras is 20 MP. These are represented by vectors that contain $20 \cdot 2^{20}$ pixel values in the case of an 20 MP image. Since some filtering operations are linear and as such they can be

conveniently expressed as $\mathbf{A} \cdot \mathbf{x} = \mathbf{y}$. However, the corresponding matrix would contain $400 \cdot 2^{40}$ entries, which is impossible to store on most systems, since it would need ≈ 1.8 Petabytes of storage if the entries were represented with 32 Bit variables. Still, we are able to calculate these linear filters within a very short amount of time. Even small chips integrated in digital cameras can apply simple filters to the images they capture. But in this case they do not use the general formulas in (1) and (2). Instead, they use algorithms specifically tailored to the structural information available. This tailoring process mostly drops the association of the linear mapping with a matrix and only exposes a routine to calculate the matrix vector product. The mathematical notation in scientific publications on the other hand still maintains this matrix and vector formalism, which preserves all the possible algebraic interactions among matrices and vectors. Hence it would be advantageous if one had this freedom in formalism at hand when writing code to make the transition between theoretical derivations and efficient implementations easier.

1.2 Structured Linear Mappings

Most of the linear mappings that one encounters in applications obey a certain structure and it can yield a significant gain in computation speed and memory efficiency if one does so. In case of a linear image filter this could be the convolution $\mathbf{y} = \mathbf{c} * \mathbf{x}$, where \mathbf{A}_L then would be a circulant matrix. This structure allows to derive more efficient means of storing \mathbf{A}_L and also calculating $\mathbf{A}_L \cdot \mathbf{x}$. However, these algorithms do not use (2) explicitly but take mathematical shortcuts to lower the complexity from $\mathcal{O}(n^2)$ to $\mathcal{O}(n \log n)$. The maybe most famous example for an algorithm of this type is the *Fast Fourier Transform* (FFT), which efficiently applies the discrete Fourier Transform to a vector, where $\mathbf{A}_L = \mathcal{F}$ is the Fourier matrix. In this case there are efficient methods to calculate $\mathcal{F} \cdot \mathbf{x}$ and $\mathcal{F}^H \cdot \mathbf{x}$, where the first one is the so called *forward transform* and the latter is called *backward transform*. In case of the FFT one does not need to store \mathcal{F} leading to no storage consumption at all. In other words the FFT is a so called *matrix-free* algorithm.

It should be noted that a low complexity algorithm, which might not be implemented very efficiently will outperform a highly optimized algorithm with a theoretically higher memory or time complexity as soon as the problem size surpasses a certain threshold. So although there are many very efficient BLAS libraries, which try to be as efficient as possible they often are only able to encompass very high level structural information into their calculations, like symmetry of the respective transform or positive definiteness.

Nowadays there are a lot of specific libraries that are dedicated to specific linear transforms for a wide variety of programming languages. There are packages

for Fourier Transforms, convolutions, Wavelets, Shearlets [11], Curvelets [15] and many more, which aim to provide good performance while hiding all implementational complexity from the user beneath an abstraction layer.

Since it has become clear in the recent years that by exploiting structure in linear transforms one can alleviate the bottleneck of the standard matrix-vector product [6]. There has been a surge of interest in developing numerical algorithms that only make use of these forward and backward transforms when calculating other properties of a linear mapping, like eigenvectors, eigenvalues, or solutions to linear systems. Together with the above-mentioned specific libraries one can apply these algorithms to specific problems and make them feasible by exploiting their inherent structure.

1.3 The Problem of Abstraction

As already mentioned, these specific algorithms for efficiently applying a matrix to a vector need an abstraction layer that makes them usable for a broad scientific audience. Unfortunately these abstractions obey a different design for different libraries used. This introduces different kinds of problems during the usage of these libraries. First, the interoperability between those libraries is often hard to realize, when one encounters a specific problem that needs to make use of several libraries at once. Second these libraries are often used in a counterintuitive way, because the actual programming code diverges a lot from the mathematical expressions that describe the problem at hand in the corresponding publication. This makes the code hard to read and debug, because the identification between code and mathematical notation gets obfuscated by technical necessities. Moreover, it creates an obstacle for third party scientists in understanding the method presented in some publication. Last, when manually stitching various libraries together into one huge conglomerate, it makes this development mainly unusable for any future project because of its adaption to a specific task at hand. This sparks the need for a uniform abstraction layer, which enables the interoperability between various efficient libraries together, thus creating a uniform interface to work with.

1.4 Development Goals

Considering everything from above, i.e. the large problem size, the specific algorithms and the need for abstraction, led the authors to the development of a library that encompasses all of the above desired features while spanning an easy to use interface to the increasingly popular programming language **Python**. This library is called **fastmat** and it is the subject of the following chapters.

The first goal is to provide many efficient implementations for various types of structures to make `fastmat` relevant for as many applications as possible. Second the transition of already existing code from own implementations to this new library should be as easy and simple as possible. This should be realized by an efficient and lean interface to other standard scientific computing libraries already present in `Python`. This leads to the third goal, that the usage should be intuitive to users familiar with the programming language, which in the community is referred to as being “pythonic”. Next its performance should be transparent to the user, which means that one should be able to directly measure or estimate the performance of `fastmat` on a given machine in comparison to other software packages to provide a direct criterion for determining the effect of a possible adaption to any code already or soon to be existing. Moreover a high degree of modularity should allow the future extension by new transforms or general features. Last but not least, the library should be available under a free license in order to minimize any financial or structural hurdles in testing and using `fastmat`.

1.5 Relation to other Software

First one should mention the two packages `numpy` and `scipy` [16] as crucial building blocks in `fastmat`, because it adapts the data structures and data types from these two widely adopted libraries within the `Python` community. The reason behind this is that it saves precious development time which can then be focused on the transforms’ algorithms instead. Also, the two mentioned packages are very well designed, tested, maintained and mature, which makes them solid foundations to rely on during development.

In [6] the authors describe a framework for convex optimization, which allow to describe an optimization problem not with the matrices themselves but only with functions that realize the forward and backward transforms of the involved matrices. Their motivation is a similar one as the one behind `fastmat`, since they are able to exploit efficient implementations that way during optimization. These routines needed there are exactly those which are also provided by the proposed library. This means both projects can easily be combined and complement each other.

A recent publication [19] goes one step further and proposes to describe complex calculations in an optimization framework with a so called calculation graph, where single nodes of that graph represent mathematical operations like addition, subtraction or whole linear transforms. This allows a high flexibility in the choice of tools used to carry out a specific task. If for example a certain task is highly parallelizable, this certain node can invoke a calculation on a GPU, whereas other tasks can be performed by standard BLAS or LAPACK

subroutines. This sparks the possibility to also incorporate `fastmat` nodes into this calculation graph, where inputs and outputs of these nodes would be vectors before and after a certain linear transformation.

There is a `Matlab` [17] package, called `Spot` [2], which introduces abstract linear operators for this proprietary software that is uniformly present in natural sciences and engineering. Unfortunately it seems like it is no longer actively developed. And although the package itself is distributed under a free license, it obviously depends on `Matlab`, which is not freely available and as such introduces an additional financial hurdle.

2 Architecture

First, it provides a collections of efficiently implemented algorithms for the calculation of $\mathbf{M} \cdot \mathbf{x}$ and $\mathbf{M}^H \cdot \mathbf{x}$ for some specifically structured matrix $\mathbf{M} \in \mathbf{C}^{n \times m}$, i.e. the already introduced forward and backward transforms. Here, `fastmat` in some cases only provides a consistent wrapper around routines already included in `numpy` and `scipy`, which are by now well documented and adapted libraries for scientific computing present in `Python`. These wrapped routines are for example the FFT or the implementation of various sparse matrices.

3 Use Cases

3.1 Low System Memory

In traditional scientific computing tools, like [17] or [16], the matrices the user works with have to be stored in memory in order to be applied to a vector or to solve a system of linear equations. If the dimension of the involved vectors is large, the memory needed to store the appropriate matrices scales quadratically with the problem size. So the system memory might get depleted very soon. However, when using `fastmat` the structural information about the matrices makes sure that only the quantities needed to carry out the forward and backward transform are stored.

The Kronecker product is a good example to illustrate the effect of explicitly storing matrices. Because for $\mathbf{A} \in \mathbf{C}^{n \times m}$ and $\mathbf{B} \in \mathbf{C}^{k \times \ell}$ the Kronecker product $\mathbf{A} \otimes \mathbf{B}$ is in $\mathbf{C}^{n \cdot k \times m \cdot \ell}$. So even if \mathbf{A} and \mathbf{B} fit into the system memory, their Kronecker Product may not.

In Figure 3 we measured the memory used by $\mathbf{M} = \mathcal{F} \otimes \mathbf{D} \otimes \mathbf{A}$, where $\mathcal{F} \in \mathbf{C}^{k \times k}$ is a Fourier matrix, $\mathbf{D} \in \mathbf{C}^{k \times k}$ is a diagonal matrix and $\mathbf{A} \in \mathbf{C}^{k \times k}$ is a dense unstructured matrix, which yields $n = k^3$ and

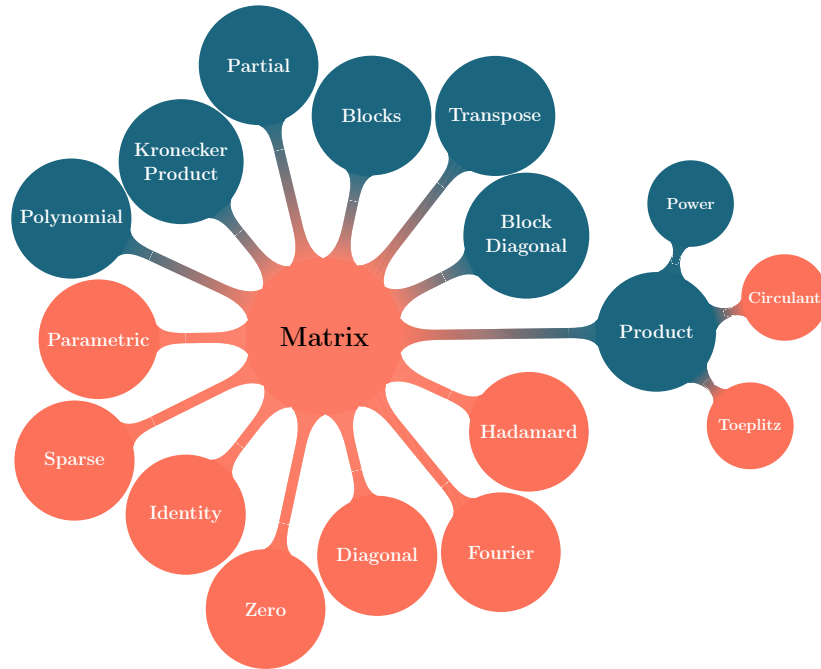


Figure 1: Class dependencies in fastmat

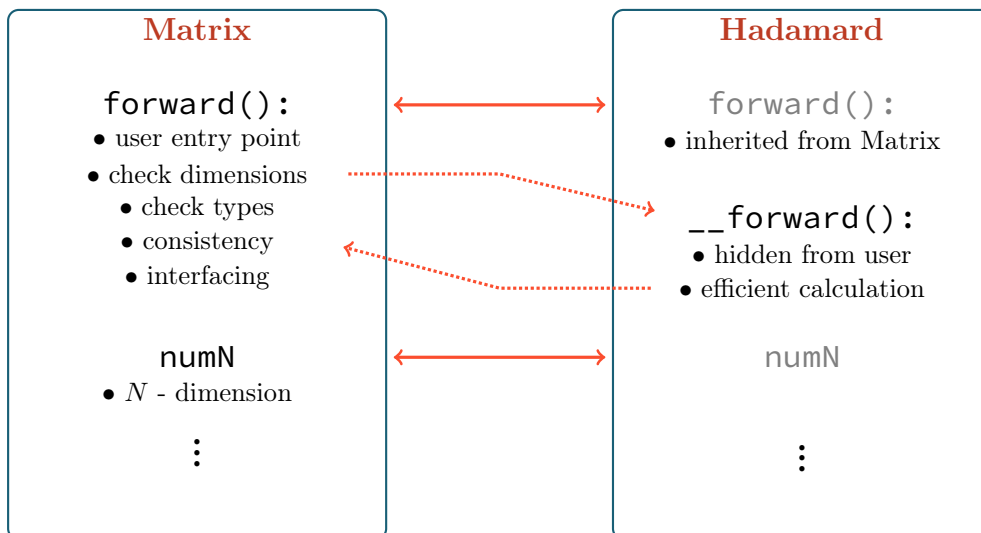


Figure 2: Inheritance scheme in fastmat

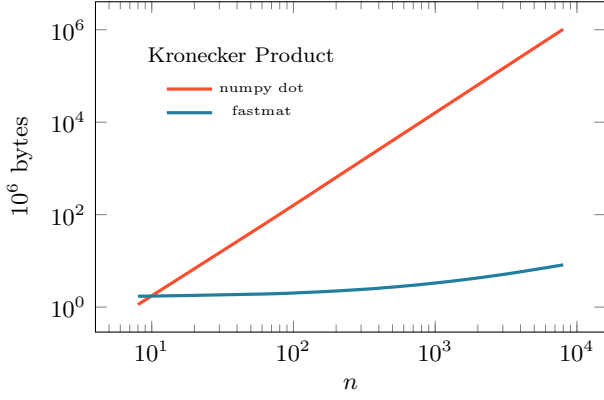


Figure 3: Memory consumption of *fastmat* when storing a Kronecker product compared to *numpy*.

$M \in \mathbb{C}^{k^3 \times k^3}$. As we can see the memory consumption of *numpy* grows according to the dimension of the Kronecker product of the involved factors and scales like $\mathcal{O}(k^6)$, which rapidly exceeds any available memory for even modest problem sizes. This is due to the fact, that the whole Product has to be precomputed completely beforehand and all entries of the 2D array had to be held in memory. On the other hand, *fastmat* is designed to only store the factors of M , where the Fourier matrix needs constant storage, the diagonal matrix' D storage takes up $\mathcal{O}(k)$ of memory and the memory footprint of A scales as $\mathcal{O}(k^2)$ making the whole storage consumption of the order $\mathcal{O}(k^2)$.

The code snippet in Listing 1 depicts the simplicity of the construction of a huge Kronecker product which needs basically no system memory, because the product is completely matrix free.

```
# import the packages
import fastmat

# a 1024x1024 sized fourier matrix
F = fastmat.Fourier(1024)

# a 1024x1024 sized diagonal matrix
D = fastmat.Diagonal(d)

# a dense random matrix
A = fastmat.Matrix()

# a 1024^2 x 1024^2 sized kronecker product
M = fastmat.Kron(F, D, A)
```

Listing 1: Code example that illuminates the construction of Kronecker products used in Figure 3.

3.2 Systems of Linear Equations

Another case where *fastmat* performs most efficient are those, where only forward and backward transforms are necessary. Most of these algorithms are iterative ones, which make use of the matrix-vector product

once or several times each iteration. Some well known examples are the method of Conjugate Gradients (cg-method) [8] to solve a symmetric system of linear equations, its extension the Bi-Conjugate Gradients Stabilized [18] (BiCGStab) to the non-symmetric case, the Power Iteration to calculate eigenvalues and -vectors or its refinement the Arnoldi Iteration [9] or so called thresholding algorithms used for sparse recovery [1]. Two of these algorithms are presented in a concise form and used to compare the speed of *fastmat* to other libraries.

To illustrate the performance of the presented library to a universally important problem on many fields of research, we want to solve a system of linear equations of the form

$$A \cdot X = Y, \quad (3)$$

for $A \in \mathbb{C}^{m \times m}$, $X \in \mathbb{C}^{m \times k}$ and $Y \in \mathbb{C}^{m \times k}$, where A obeys some structural constraint and being full rank, Y is known and we seek to calculate X . Formally we could write

$$X = A^{-1} \cdot Y, \quad (4)$$

which would entail that we first calculate the $n \times m$ elements of A^{-1} and then apply it to Y . It is clear that this is highly inefficient in terms of memory and computation time. Instead we use the method of Conjugate Gradients. In the case where A is already symmetric (or hermitian in the complex case) already, we solve (3) and if not, we modify (3) to

$$(A^H A) \cdot X = A^H \cdot Y, \quad (5)$$

although possibly harming the condition number of the system. there also is the possibility to use an algorithm that can also treat the non-symmetric case as depicted in [18].

As described in [8], the iteration needs to apply the system matrix to a vector at each step, which turns out to be the most costly part of the algorithm. The rest of the operations consist of inner products and scalar multiplications of vectors. Since it is one of the algorithms, where *fastmat* performs best, this method is already tightly integrated into *fastmat* and readily available to the users.

In Listing 2 one can see an example, where a circulant matrix with 2^{40} elements is initialized and the CG algorithm is invoked. Solving (3) for x with a Circulant A is called deconvolution.

```
# import the packages
import numpy.random as npr
import fastmat as fm
import fastmat.algs as fma

# create random right hand side
y = npr.randn(2 ** 20)

# convolution vector
c = npr.choice([-1, 1], 2 ** 20, replace = 1)
```



```
# create the convolution matrix
A = fm.Circulant(c)

# solve for x
x = fma.CG(A, x)
```

Listing 2: Code example that illuminates the usage of the CG algorithm.

The above code illuminates how simple the interface to the efficient algorithms is designed and how seamless it interacts with common `Python` data structures. To complete the presentation of the CG method we give a performance chart in Figure 4 which compares the proposed library to the `solve` routine present in `numpy`.

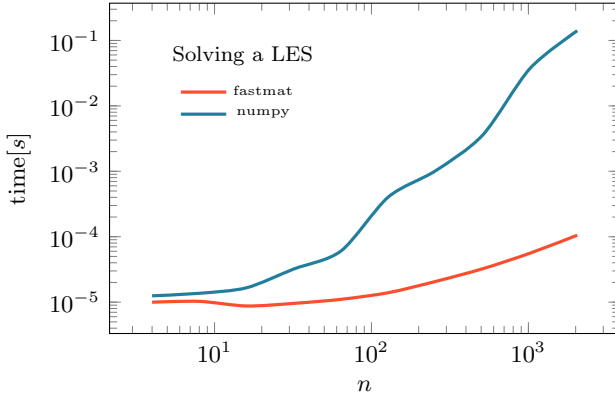


Figure 4: Average performance of `fastmat` when solving a system of linear equations compared to `numpy`.

3.3 Sparse Recovery

Sparse (Signal) Recovery (SSR) has been a rapidly growing field of interest in many branches of signal and antenna array processing, because together with Compressive Sensing (CS) it allows stable and robust recovery of heavily undersampled, or compressed, hence the name, signals under the condition, that the signal to recover obeys a sparsity condition [3, 4]. A common undersampling strategy is the one, which applies linear measurements to a signal $\mathbf{y} = \mathbf{D} \cdot \mathbf{x}$, where $\mathbf{D} \in \mathbb{C}^{m \times m}$ is the so called sparsifying basis or dictionary, $\mathbf{y} \in \mathbb{C}^m$ and $\mathbf{x} \in \mathbb{C}^m$ is a sparse vector, i.e. it has only a few non-zero entries compared to its dimension. Since, the measurements are linear, we can express the whole SSR Model the following way

$$\mathbf{b} = \mathbf{A} \cdot \mathbf{y} = \mathbf{A} \cdot \mathbf{D} \cdot \mathbf{x}, \quad (6)$$

where $\mathbf{A} \in \mathbb{C}^{n \times m}$ is the measurement matrix with $n \ll m$ and \mathbf{b} is the so called measurement vector. The goal is now, to recover \mathbf{x} and hence \mathbf{y} from \mathbf{b} under the sparsity prior. First this seems impossible, because the linear system in (6) is highly underdetermined. But as it turns out [5] the optimization problem

$$\min_{\mathbf{z} \in \mathbb{C}^m} \|\mathbf{z}\|_1 \quad \text{s.t.} \quad \mathbf{b} = \mathbf{A} \cdot \mathbf{D} \cdot \mathbf{z}, \quad (7)$$

which under certain assumptions can be solved via a solution to

$$\min_{\mathbf{z} \in \mathbb{C}^m} \lambda \|\mathbf{z}\|_1 + \|\mathbf{b} - \mathbf{A} \cdot \mathbf{D} \cdot \mathbf{z}\|_2, \quad (8)$$

for appropriately chosen $\lambda > 0$. As a means of solving the above problem, one can consider so called iterative thresholding methods, which can be found together with analysis of above problems in [1]. Essentially these algorithms carry out the iteration

$$\mathbf{x}_{k+1} = t_c(\mathbf{x}_k - \alpha \mathbf{M}^H(\mathbf{b} - \mathbf{M} \mathbf{x}_k)) \quad (9)$$

until convergence, where in our case $\mathbf{M} = \mathbf{A} \cdot \mathbf{D}$, $\alpha > 0$ is a step size and t_c is the thresholding operator. The important fact here is that this iteration spends most of its computation time in calculating the forward and backward projection of the matrix \mathbf{M} . Moreover, in many application scenarios the basis \mathbf{D} is highly structured and has an efficient transformation. It could be a Fourier, Wavelet or Circulant matrix. Moreover, it has been suggested to construct the compression matrix \mathbf{A} by randomly selecting rows from again a Fourier or Hadamard matrix [10]. This random selection can be handled by `fastmat`, while still preserving the fast algorithm of the matrix the rows got selected from. In case of these constructions one can show, that the iteration in (9) exactly recovers the original \mathbf{x} . To demonstrate

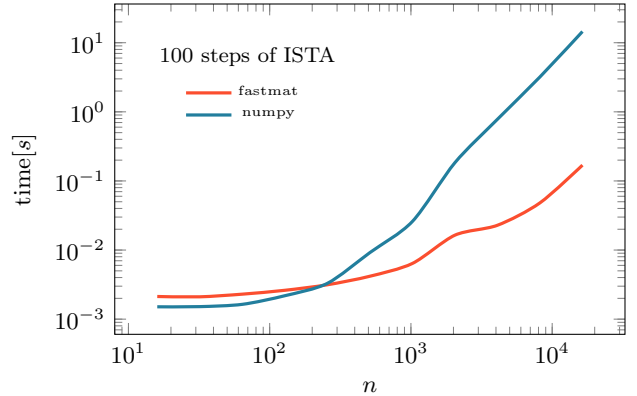


Figure 5: Speed comparison between `numpy` and `fastmat` when carrying out Sparse Signal Recovery.

the effect on the reconstruction time when using structured matrices during the process, we carried out 100 of the Iterative Soft Thresholding Algorithm (ISTA) [1] and we compared the runtime of the exact same amount of steps when doing the standard forward and backward projections according to (2) with the functionality provided by `numpy` to the runtime, when using the algorithms provided by `fastmat`. Here \mathbf{D} is a circulant matrix and \mathbf{A} is a matrix with rows randomly selected from a Hadamard matrix. The results are depicted in Figure 5.

As one can see `fastmat` outperforms `numpy`, while delivering the exact same results at moderate problem sizes

roughly by a factor of 100. With growing dimensions this gap would grow even larger until the point that numpy totally depleted the memory by storing $\mathbf{A} \cdot \mathbf{D}$.

3.4 Synthetic Aperture Focusing Technique

Synthetic Aperture Focusing Technique (SAFT) is a postprocessing method in non-destructive ultrasonic testing, which is used to focus measurements after acquisition. Based on a simplified physical forward model the reflectivity inside the tested specimen is visualized by a delay and sum strategy. In its most common form, the focusing consists of summing the measured data along hyperbolas, where each of these hyperbolas intersects only a few samples within data.

Moreover, the SAFT algorithm can be expressed in a concise way using a single matrix vector multiplication [12], where the involved matrix is highly structured and sparse, i.e. is comprised of several sparse matrices, which occur several times in the matrix. So the structural knowledge can be exploited twofold. First we can save memory by using data structures for sparse matrices and by defining a fastmat block matrix, where only object references to the appropriate sparse matrices are stored, to describe the desired structure.

More explicitly, the SAFT matrix reads as

$$\mathbf{M} = \begin{pmatrix} \mathbf{S}_{-K} & \mathbf{0} & \dots & \mathbf{0} \\ \vdots & \mathbf{S}_{-K} & \ddots & \vdots \\ \mathbf{S}_{+K} & \vdots & \ddots & \mathbf{0} \\ \mathbf{0} & \mathbf{S}_{+K} & \vdots & \mathbf{S}_{-K} \\ \vdots & \ddots & \ddots & \vdots \\ \mathbf{0} & \dots & \mathbf{0} & \mathbf{S}_{+K} \end{pmatrix}, \quad (10)$$

where the $\mathbf{S}_{-K}, \dots, \mathbf{S}_{+K}$ are sparse matrices and are aligned in block Toeplitz structure. Clearly, to fully describe \mathbf{M} one only needs to define the matrices \mathbf{S}_j as well as their positioning within \mathbf{M} . Current computer algebra systems only allow to specify the whole matrix \mathbf{M} as a sparse data structure without the possibility to exploit the redundancy within \mathbf{M} . The algorithm itself can be simply written as the forward transform of \mathbf{M} as $\mathbf{x} \mapsto \mathbf{M} \cdot \mathbf{x}$. With increasing resolution desired during reconstruction, the number of rows and columns of each \mathbf{S}_j grows, as well as the magnitude of K . So while it might be possible to store the whole \mathbf{M} in system memory for modest problem sizes, this approach will ultimately exhaust the whole memory, thus making it unfeasible in practice.

```
import fastmat as fm

# define the sparse matrices
S_n1 = fm.Sparse(...)
```

```
S_0 = fm.Sparse(...)
S_p1 = fm.Sparse(...)

# define a Zero matrix
Z = fm.Zero(n, n)

# define M row wise
M = fm.Blocks(
    [S_n1, Z, Z, Z],
    [S_0, S_n1, Z, Z],
    [S_p1, S_0, S_n1, Z],
    [Z, S_p1, S_0, S_n1],
    [Z, Z, S_p1, S_0],
    [Z, Z, Z, S_p1],
)
```

Listing 3: Code example which implements the matrix \mathbf{M} from equation (10) for $K = 1$.

In Listing 3 the construction of \mathbf{M} according to (10) is given for the case $K = 1$ and one can see, how the pointers to the specific matrices are reused to build up the matrix, which does not store any unnecessary information, because any building block \mathbf{S}_j is defined once and its position within \mathbf{M} is described by the definition of the `fm.Blocks` object.

4 Comparisons

The following paragraphs provide some further performance charts, which compare the performance of linear transforms represented as a numpy array against the representation provided by fastmat.

4.1 Kronecker Products

In section 3.1 we already presented how efficiently fastmat is able to handle Kronecker products when it comes to memory. But it also is capable of carrying out the application of a Kronecker product $\mathbf{M} = \mathbf{A} \otimes \mathbf{B}$ more efficiently by adapting a method presented in [7]. It is worth noting that the algorithm described there already yields a gain in efficiency if the involved matrices are unstructured and matrix-vector multiplication is done as in (2). But since we are capable of performing these operations more efficiently as well the gain in performance is twofold. Using the same matrices as in Figure 3 but now comparing computation time, we get results depicted in Figure 6. As one can see even for very small problem sizes, where the size of the whole product exceeds 100. At problem sizes around 10^4 the speedup factor of fastmat over numpy is of the order 10^4 as well. Kronecker products are of general importance, when dealing with vectorized multidimensional data. Because the 2D Fourier transform $\hat{\mathbf{M}}$ on an image $\mathbf{M} \in \mathbf{R}^{n \times n}$ reads as

$$\text{vec}(\hat{\mathbf{M}}) = (\mathcal{F}_n \otimes \mathcal{F}_n) \cdot \text{vec}(\mathbf{M}).$$

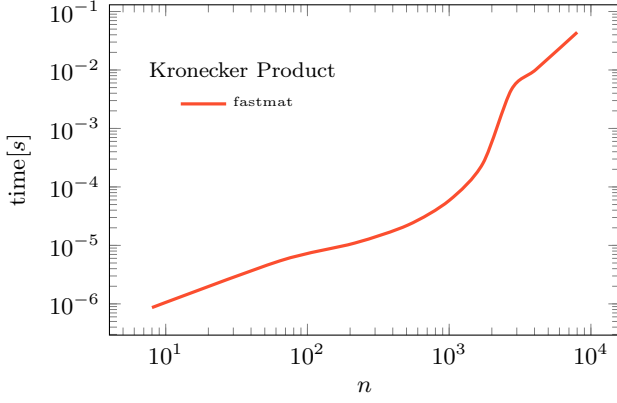


Figure 6: Calculation time with `fastmat` of a Kronecker product compared to `numpy`.

Similar relations hold for other types of transforms, like wavelets for instance, which makes `fastmat` capable of efficiently applying linear transforms on multidimensional data in a flexible manner as long as these transform factorize with respect to the dimension.

4.2 Hadamard Matrices

Hadamard matrices only have entries in the set $\{-1, 1\}$ and are orthogonal. They are highly structured and their multiplication with a vector only involves additions and subtractions of the vector's elements. This is the key idea behind the *Fast Hadamard Transform*, which was implemented in `fastmat`. Even for large dimensions this transform is very efficient, where in contrast to that the traditional matrix-vector multiplication quickly exceeds the available memory capacity or computing time.

This type of matrices are important in various application fields and recently have been discovered to be suitable measurement matrices in Compressed Sensing, where one randomly selects rows of a Hadamard matrix. These randomly constructed matrices then have suitable properties for this specific application additionally to the fact that they have a fast transform.

As one can see in Figure 7, across the whole range of problem sizes `fastmat` outperforms `numpy` and in the higher ranges this happens by a speedup factor of about 10^4 .

4.3 Block Diagonal Matrix

Another type of matrix which often occurs in practice are block diagonal matrices of the form

$$\mathbf{A} = \begin{pmatrix} \mathbf{M}_1 & & \\ & \ddots & \\ & & \mathbf{M}_k \end{pmatrix},$$

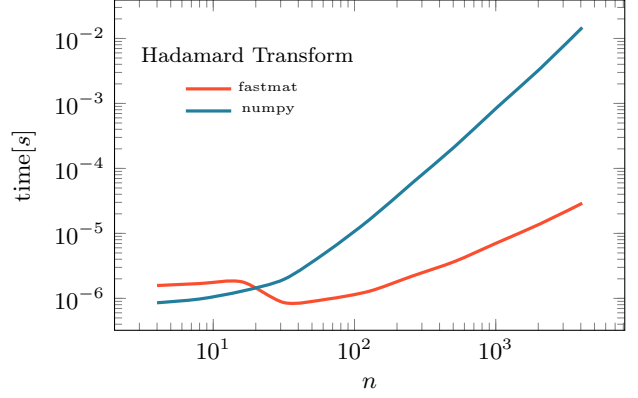


Figure 7: Comparison of `fastmat` and `numpy` when multiplying with a Hadamard matrix.

where the \mathbf{M}_i are matrices themselves.

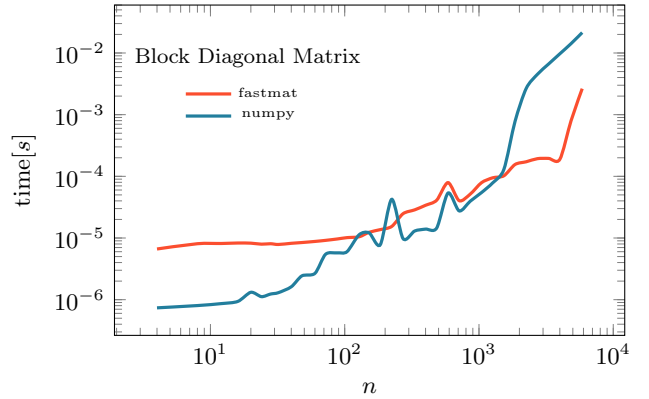


Figure 8: Comparison of `fastmat` and `numpy` when multiplying with a block diagonal matrix consisting of a Fourier matrix $\mathcal{F} \in \mathbb{C}^{k \times k}$ and a random diagonal matrix $\mathbf{D} \in \mathbb{C}^{k \times k}$, which yields $n = 2k$.

The lower calculation time depicted in Figure 8 is not only achieved by considering the large amount of entries equaling zero but also by preserving the fast transforms of the components \mathbf{M}_i that are used to make up the block diagonal matrix \mathbf{A} .

4.4 Algorithms

Among the already mentioned algorithms, which are ISTA (see Figure 5) for sparse signal recovery and the CG-method (see Figure 4) for solving systems of linear equations, we provide the Orthogonal Matching Pursuit algorithm [13], which also is a popular choice in sparse signal recovery. This algorithm can be sped up using `fastmat`, because it uses a correlation step of a vector with a matrix during each iteration. If this matrix is structured this step, which also is the most time consuming, can be implemented more efficiently, hence speeding up the whole reconstruction process.

Moreover, `fastmat` also includes two simple iterative schemes to calculate the largest eigen- or singular value using the Power Iteration.

At this early stage of development we focused on package design and well implemented transforms, but in the future we aim at providing a richer collection of ready to use methods that are built around `fastmat` to make it more useful right out of the box in applications.

5 Conclusion

5.1 Discussion

Despite the improvements in efficiency for some types of problems or algorithms `fastmat` also entails some drawback. For instance, algorithms which work with structured matrices but also need to access or change specific elements very often during execution might be slower than before after having been ported to `fastmat`. But since the package allows to mix structured and unstructured linear transforms while still preserving all structural information, it still can be advantageous in certain scenarios to exploit structure in a small part of the processing pipeline.

Another point worth noting is that the close matching between code and the mathematical expressions make `fastmat` a very suitable choice for demonstration purposes in teaching, because it is easy for students to identify specific lines of code with the theoretical derivations. Moreover it allows rapid prototyping for homeworks and exercises and does away with a lot of obfuscating programming overhead involved with standard tasks in signal processing.

5.2 Release

The `fastmat` package is made public under the permissive and open apache License 2.0¹ on [14] thus making it easily accessible, shareable and modifiable. to the best of our knowledge it currently works on GNU/Linux and other proprietary Operating Systems.

5.3 Further Development

As development continues the authors aim at including more types of structured matrices to make the package more relevant in other areas of research. Such are for example outer products (tensor products), columnwise Kronecker products, Vandermonde matrices and some transforms localized in space and time, like Wavelets

or related ones. Additionally, we aim at providing efficient multiplication with the inverse of matrices, either by exploiting structural knowledge or by solving the appropriate system of linear equations.

Secondly we aim at exploiting structural knowledge even further. Since the user is able to explicitly construct matrix expressions of the form

$$M = C_1 \cdot C_2 = \mathcal{F}^H D_1 \mathcal{F} \mathcal{F}^H D_2 \mathcal{F},$$

where $C_{1,2}$ are both circulant matrices and the second equality is the `fastmat` internal treatment of these, we could use this information to refactor M to

$$M = \mathcal{F}^H D \mathcal{F},$$

where $D = D_1 \cdot D_2$, thus saving two Fourier transforms and one diagonal matrix multiplication. To this end, the authors aim at implementing a rule based optimization system to detect even more numerical shortcuts in the expressions a user makes use of.

Moreover, it would be advantageous if we could make complexity estimations of certain calculations on a specific machine. This leads to the possibility to dynamically switch between the fast transforms provided by `fastmat` and the conventional matrix-vector multiplication provided by `numpy`. These complexity estimation could also facilitate the term optimizations already mentioned in the last paragraph.

Additionally, we would like to provide means of parallelization where `fastmat` is able to act on chunks of given data simultaneously on several CPU cores. So instead of parallelizing the algorithms themselves, which should be considered a large amount of work, `fastmat` will focus on distributing the processing of given parts of data, this way making it also scalable on large computation clusters with many cores.

References

- [1] Amir Beck and Marc Teboulle. “A Fast Iterative Shrinkage-Thresholding Algorithm for Linear Inverse Problems”. In: *SIAM Journal on Imaging Sciences* 2.1 (Jan. 2009), pp. 183–202. ISSN: 1936-4954. DOI: [10.1137/080716542](https://doi.org/10.1137/080716542). URL: <http://dx.doi.org/10.1137/080716542> (cit. on pp. 5, 6).
- [2] Ewout van den Berg and Michael P. Friedlander. *Spot – A Linear-Operator Toolbox*. URL: <http://www.cs.ubc.ca/labs/scl/spot/index.html> (cit. on p. 3).

¹<https://www.apache.org/licenses/LICENSE-2.0>

- [3] E. J. Candes, J. Romberg, and T. Tao. “Robust uncertainty principles: exact signal reconstruction from highly incomplete frequency information”. In: *IEEE Transactions on Information Theory* 52.2 (2006), pp. 489–509. ISSN: 0018-9448. DOI: [10.1109/TIT.2005.862083](https://doi.org/10.1109/TIT.2005.862083) (cit. on p. 6).
- [4] E. J. Candes and T. Tao. “Near-Optimal Signal Recovery From Random Projections: Universal Encoding Strategies?”. In: *IEEE Trans. Inf. Theor.* 52.12 (2006), pp. 5406–5425. ISSN: 0018-9448. DOI: [10.1109/TIT.2006.885507](https://doi.org/10.1109/TIT.2006.885507). URL: <http://dx.doi.org/10.1109/TIT.2006.885507> (cit. on p. 6).
- [5] Scott Shaobing Chen, David L. Donoho, and Michael A. Saunders. “Atomic Decomposition by Basis Pursuit”. In: *SIAM Rev.* 43.1 (Jan. 2001), pp. 129–159. ISSN: 0036-1445. DOI: [10.1137/S003614450037906X](https://doi.org/10.1137/S003614450037906X). URL: <http://dx.doi.org/10.1137/S003614450037906X> (cit. on p. 6).
- [6] Steven Diamond and Stephen Boyd. *Matrix-Free Convex Optimization Modeling*. 2015. arXiv: [1506.00760](https://arxiv.org/abs/1506.00760) (cit. on pp. 2, 3).
- [7] Paulo Fernandes, Brigitte Plateau, and William J. Stewart. “Efficient Descriptor-Vector Multiplications in Stochastic Automata Networks.” In: *J. ACM* 45.3 (1998), pp. 381–414. URL: <http://dblp.uni-trier.de/db/journals/jacm/jacm45.html#FernandesPS98> (cit. on p. 7).
- [8] Magnus R. Hestenes and Eduard Stiefel. “Methods of Conjugate Gradients for Solving Linear Systems”. In: *Journal of Research of the National Bureau of Standards* 49.6 (Dec. 1952), pp. 409–436 (cit. on p. 5).
- [9] Zhongxiao Jia. “The refined harmonic Arnoldi method and an implicitly restarted refined algorithm for computing interior eigenpairs of large matrices”. In: *Applied Numerical Mathematics* 42.4 (2002), pp. 489–512. ISSN: 0168-9274. DOI: [http://dx.doi.org/10.1016/S0168-9274\(01\)00132-5](https://doi.org/10.1016/S0168-9274(01)00132-5). URL: <http://www.sciencedirect.com/science/article/pii/S0168927401001325> (cit. on p. 5).
- [10] Felix Krahmer and Rachel Ward. *New and improved Johnson-Lindenstrauss embeddings via the Restricted Isometry Property*. 2010. arXiv: [1009.0744](https://arxiv.org/abs/1009.0744) (cit. on p. 6).
- [11] H. Lakshman et al. “Image interpolation using shearlet based sparsity priors”. In: *2013 IEEE International Conference on Image Processing*. 2013, pp. 655–659. DOI: [10.1109/ICIP.2013.6738135](https://doi.org/10.1109/ICIP.2013.6738135) (cit. on p. 2).
- [12] Fredrik Lingvall, Tomas Olofsson, and Tadeusz Stepinski. “Synthetic aperture imaging using sources with finite aperture: Deconvolution of the spatial impulse response”. In: *The Journal of the Acoustical Society of America* 114.1 (2003), pp. 225–234. DOI: [10.1121/1.1575746](https://doi.org/10.1121/1.1575746). eprint: <http://dx.doi.org/10.1121/1.1575746>. URL: <http://dx.doi.org/10.1121/1.1575746> (cit. on p. 7).
- [13] *Orthogonal matching pursuit: recursive function approximation with applications to wavelet decomposition*. 1993, 40–44 vol.1. DOI: [10.1109/acssc.1993.342465](https://doi.org/10.1109/acssc.1993.342465). URL: <http://dx.doi.org/10.1109/acssc.1993.342465> (cit. on p. 9).
- [14] Wagner C. Semper S. *fastmat*. <https://github.com/EMS-TU-Ilmenau/fastmat>. 2017 (cit. on p. 9).
- [15] Jean-Luc Starck, E. J. Candes, and D. L. Donoho. “The curvelet transform for image denoising”. In: *IEEE Transactions on Image Processing* 11.6 (2002), pp. 670–684. ISSN: 1057-7149. DOI: [10.1109/TIP.2002.1014998](https://doi.org/10.1109/TIP.2002.1014998) (cit. on p. 2).
- [16] S. Chris Colbert Stéfan van der Walt and Gaél Varoquaux. “The NumPy Array: A Structure for Efficient Numerical Computation”. In: *Computing in Science and Engineering* 13 (2011) (cit. on p. 3).
- [17] Inc. The MathWorks. *MATLAB and Statistics Toolbox Release 2012b*. Natick, Massachusetts, United States (cit. on p. 3).
- [18] H. A. van der Vorst. “Bi-CGSTAB: A Fast and Smoothly Converging Variant of Bi-CG for the Solution of Nonsymmetric Linear Systems”. In: *SIAM Journal on Scientific and Statistical Computing* 13.2 (1992), pp. 631–644. DOI: [10.1137/0913035](https://doi.org/10.1137/0913035). URL: <http://link.aip.org/link/?SCE/13/631/1> (cit. on p. 5).
- [19] Matt Wytock et al. *A New Architecture for Optimization Modeling Frameworks*. 2016. arXiv: [1609.03488](https://arxiv.org/abs/1609.03488) (cit. on p. 3).