

## Rare radiative charm decays in the standard model and beyond

---

**Stefan de Boer\***

*Institute for Theoretical Particle Physics (TTP), Karlsruhe Institute of Technology (KIT)*

*Technical University of Dortmund*

*E-mail:* [stefan.boer@kit.edu](mailto:stefan.boer@kit.edu)

Motivated by the recent measurement of  $D^0 \rightarrow \rho^0 \gamma$  improved standard model (SM) predictions for branching ratios and CP asymmetries of radiative charm decay are given. Weak annihilation induced decays are probes of non-perturbative QCD approaches. Rare decays probe the SM and physics beyond the SM, e.g. leptoquark and supersymmetric models. Opportunities with  $\Lambda_c \rightarrow p \gamma$  for future polarization measurements are presented.

*The European Physical Society Conference on High Energy Physics*

*5-12 July*

*Venice, Italy*

---

\*Speaker.

## 1. Introduction

Flavor changing neutral current (FCNC) decays involving charm quarks, i.e.  $c \rightarrow u$  transitions, are rare in the standard model (SM) since they are loop suppressed. Furthermore, the GIM mechanism sets, e.g., CP asymmetries to approximate zero in the SM. On the other hand, branching ratios are controlled by non-perturbative contributions. Hence, rare charm decays can be used, first, as a probe of physics beyond the standard model (BSM) and, second, to probe models and frameworks which are employed to calculate non-perturbative SM contributions.

Motivated by the recent, first measurement of the branching ratio and CP asymmetry of the decay  $D^0 \rightarrow \rho^0 \gamma$  [1],

$$\mathcal{B}(D^0 \rightarrow \rho^0 \gamma) = (1.77 \pm 0.30 \pm 0.07) \times 10^{-5}, \quad A_{CP} = 0.056 \pm 0.152 \pm 0.006, \quad (1.1)$$

we study rare and weak annihilation (WA) induced radiative decays. This study is based on [2]. The perturbative inclusive SM prediction  $\mathcal{B}(D \rightarrow X_u \gamma) = \mathcal{O}(10^{-8})$  [3] is too low compared with the exclusive measurement (1.1), pointing towards large power corrections, resonant contributions and/or BSM physics.

We give predictions for radiative decays of  $D$  mesons into a vector meson in the SM, in leptoquark (LQ) and supersymmetric (SUSY) models in section 2. Section 3 is on baryonic  $\Lambda_c \rightarrow p \gamma$  decays and their opportunities for future polarization measurements. A summary is given in section 4.

## 2. The decay $D \rightarrow V \gamma$

Generically, the effective weak Lagrangian is

$$\mathcal{L}_{\text{eff}}(\mu \sim m_c) \sim \sum_i C_i Q_i \quad (2.1)$$

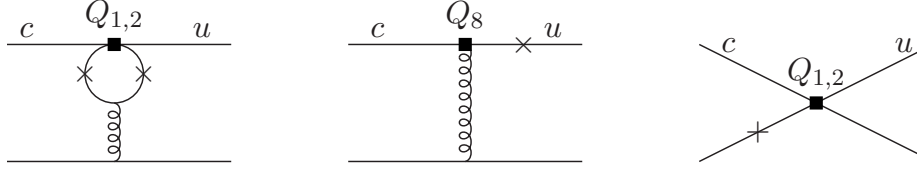
with the operators

$$\begin{aligned} Q_{2(1)} &= (\bar{u}_L \gamma_\mu (T^a) q_L) (\bar{q}_L \gamma^\mu (T^a) c_L), \\ Q_7^{(l)} &= \frac{e m_c}{16\pi^2} (\bar{u}_{L(R)} \sigma^{\mu\nu} c_{R(L)}) F_{\mu\nu}, \\ Q_8^{(l)} &= \frac{g_s m_c}{16\pi^2} (\bar{u}_{L(R)} \sigma^{\mu\nu} T^a c_{R(L)}) G_{\mu\nu}^a, \end{aligned} \quad (2.2)$$

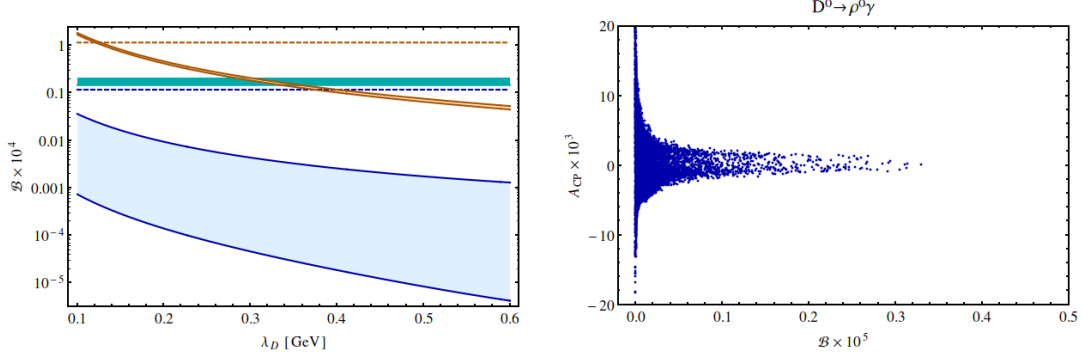
see [2] for details. The SM (effective) Wilson coefficients  $C_i^{(\text{eff})}$  are known to two loop in QCD [2, 3, 4, 5].

To include corrections to the perturbative Wilson coefficients we employ two frameworks: (1) a QCD based approach, worked out for  $b$  physics in [6, 7], and (2) a hybrid model of the heavy quark effective theory and chiral perturbation theory using experimentally measured parameters [8, 9]. In the first approach, we compute the leading power corrections  $\sim \frac{1}{m_D}$ , shown in figure 1. They involve the spectator quark and depend on  $\lambda_D$ , the first negative moment of the  $D$  meson light-cone distribution amplitude. The parameter  $\lambda_D \sim \mathcal{O}(0.1 \text{ GeV})$  can presently only be estimated.

The branching ratios of  $D \rightarrow \rho \gamma$ , as predicted in both SM approaches, are shown in figure 2. The parameter  $\lambda_D$  can be constrained by measuring the branching ratio of the charged decay  $D^+ \rightarrow$



**Figure 1:** Hard spectator interaction (first two) and WA (third) diagrams. The crosses indicate photon emission. Figure adopted from [2].



**Figure 2:** *Left:* Branching ratios of  $D \rightarrow \rho \gamma$  in the SM as a function of  $\lambda_D$ . The upper orange curves are for  $D^+ \rightarrow \rho^+ \gamma$  and the lower blue curves show  $D^0 \rightarrow \rho^0 \gamma$ . The solid curves/bands represent approach (1), dashed lines are the maximal predictions in approach (2) and the cyan band depicts the measured branching ratio of  $D^0 \rightarrow \rho^0 \gamma$  [1]. *Right:* CP asymmetries versus branching ratios for  $D^0 \rightarrow \rho^0 \gamma$  in the SM approach (1). The measured CP asymmetry at one  $\sigma$  (1.1) covers the shown range, whereas the measured one  $\sigma$  branching ratio is above it. Figures adopted from [2].

$\rho^+ \gamma$ . The branching ratio of the neutral decay  $D^0 \rightarrow \rho^0 \gamma$  in approach (1) is subject to larger uncertainties due to the color suppressed combination of Wilson coefficients. In approach (2), the predictions cover predictions from other approaches [10, 11], see [2]. Compared to the measured  $D^0 \rightarrow \rho^0 \gamma$  branching ratio (1.1), predictions in both approaches are too low. This may be addressed to unknown corrections. However, a (B)SM interpretation of data is feasible for CP asymmetries. For  $D^0 \rightarrow \rho^0 \gamma$ , the  $|A_{CP}^{SM}| < 2 \times 10^{-2}$  if the measured branching ratio is explained by the SM, see figure 2. Since the uncertainties of the present experimental data are controlled by statistics future experiments will test the SM.

The approaches (1) and (2) can be probed with WA induced radiative decays of neutral  $D$  mesons. In table 1 predictions and data are given for the branching ratios of  $D^0 \rightarrow (\phi, \bar{K}^{*0}) \gamma$  decays. The data and the SM predictions are consistent. However, a slow convergence of the expansions in  $\frac{1}{m_D}$ ,  $\alpha_s$  is indicated.

As two BSM scenarios, we study scalar and vector LQ models, see [2], and SUSY models for which we use the mass insertion approximation [13]. In both models, the Wilson coefficients  $C_{7,8}^{(\prime)}$  are loop induced, correlated and constrained by other observables [2, 5]. The induced branching ratios and CP asymmetries are given in table 2. Generically, contributions from SUSY models can be larger than LQ model contributions since the SUSY Wilson coefficients are enhanced by the gluino mass. Specifically, LQs can induce  $A_{CP}^{LQ} \lesssim \mathcal{O}(10\%)$ , whereas SUSY induced observables

branching ratio	$D^0 \rightarrow \phi \gamma$	$D^0 \rightarrow \bar{K}^{*0} \gamma$
approach (1)	$(0.0074 - 1.2) \times 10^{-5}$	$(0.011 - 1.6) \times 10^{-4}$
approach (2)	$(0.24 - 2.8) \times 10^{-5}$	$(0.26 - 4.6) \times 10^{-4}$
data [1]	$(2.76 \pm 0.21) \times 10^{-5}$	$(4.66 \pm 0.30) \times 10^{-4}$
data [12]	$(2.81 \pm 0.41) \times 10^{-5}$	$(3.31 \pm 0.34) \times 10^{-4}$

**Table 1:** Branching ratios in the SM approach (1) scale as  $(\frac{0.1 \text{ GeV}}{\lambda_D})^2$ . Table adopted from [2].

model	branching ratio	CP asymmetry
LQ	SM-like	$\lesssim \mathcal{O}(10\%)$
SUSY	$\lesssim 2 \times 10^{-5}$	$\lesssim 0.2$

**Table 2:** Branching ratio and CP asymmetry of  $D^0 \rightarrow \rho^0 \gamma$ .

collider	number	reference
Belle II	$\sim [10^3, 10^4]$	$L \simeq 5 \text{ ab}^{-1}$ [14]
FCC-ee	$\sim 10^5$	$N(Z) \sim 10^{12}$ [15]

**Table 3:** Expected number of  $\Lambda_c \rightarrow p \gamma$  decays within one year, neglecting reconstruction efficiencies.

can be close to the experimental data (1.1).

### 3. The decay $\Lambda_c \rightarrow p \gamma$

We infer the  $\Lambda_c \rightarrow p \gamma$  branching ratio to be [2]

$$\mathcal{B}_{\Lambda_c \rightarrow p \gamma} \sim \mathcal{O}(10^{-5}), \quad (3.1)$$

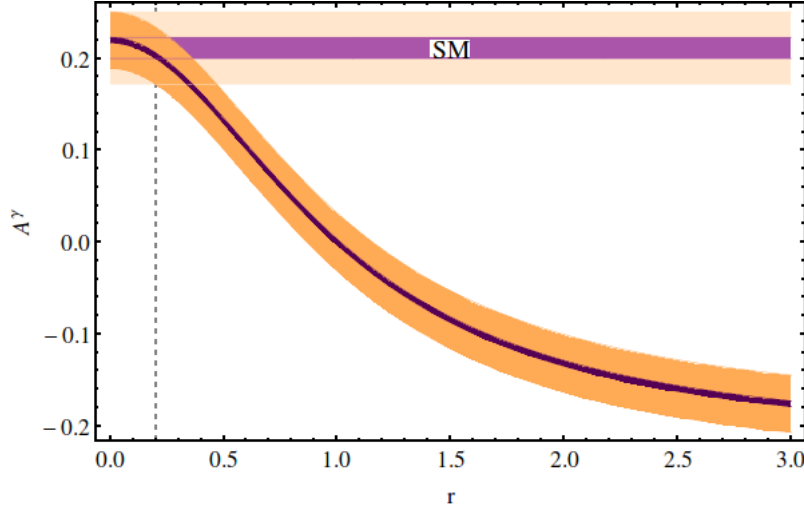
hence, the expected number  $N$  of decays at future colliders as given in table 3. Baryonic  $\Lambda_c$  decays induce an additional observable, the forward-backward asymmetry of photon momentum relative to  $\Lambda_c$  boost, worked out for  $b$  physics in [16]. The angular asymmetry

$$A^\gamma = -\frac{P_{\Lambda_c}}{2} \frac{1 - |r|^2}{1 + |r|^2}, \quad r = \frac{C'_7}{C_7} \quad (3.2)$$

probes the handedness of  $c \rightarrow u \gamma$  transitions. Here, the  $\Lambda_c$  polarization, inherited from the decay of a  $Z$  boson into a charm-anticharm quark pair,

$$P_{\Lambda_c}^{(Z)} \simeq -0.44 \pm 0.02, \quad (3.3)$$

where the parametrization of [17, 18, 19] is used. The polarization is measurable at future colliders as well as BaBar, Belle and LHC. The asymmetry  $A^\gamma$  in the SM, LQ and SUSY models is shown in figure 3. In SUSY models,  $A^\gamma$  can be different from the SM prediction, including a sign flip, pointing out an opportunity for future polarization measurements with baryons.



**Figure 3:** Asymmetry  $A^\gamma$  for  $P_{\Lambda_c} = -0.44$ , approaching  $\frac{P_{\Lambda_c}}{2}$  as  $r \rightarrow \infty$ . The bands represent the statistical uncertainties for  $N = 10^3$  (orange) and  $N = 10^5$  (purple). In the SM and LQ models  $A^\gamma(r \lesssim 0.2)$ , indicated by the dashed line, and the corresponding  $A^\gamma$  ranges are shown by the horizontal bands. In SUSY  $r \lesssim \mathcal{O}(1)$ . Figure adopted from [2].

#### 4. Summary

Motivated by the first measurement of a rare radiative charm decay, we have presented a work of  $D \rightarrow V\gamma$  and  $\Lambda_c \rightarrow p\gamma$  [2]. For  $D \rightarrow V\gamma$ , we have given improved SM predictions including power corrections and updating a hybrid model. Predictions for branching ratios are uncertain, whereas CP asymmetries are approximate SM null tests. Branching ratios, however, test non-perturbative QCD approaches, once further rare and weak annihilation induced radiative decays of  $D$  mesons are measured. On the other hand, measurements of CP asymmetries will constrain or reveal BSM physics, e.g. LQ and SUSY models. For  $\Lambda_c \rightarrow p\gamma$ , we have explored opportunities with an additional angular observable for future colliders, e.g. an FCC-ee.

#### Acknowledgements

I thank the organisers for the wonderful conference. I am grateful to Gudrun Hiller for a very enjoyable collaboration and Ivan Nisandzic for reading the manuscript. This project is in part supported by the DFG Research Unit FOR 1873 “Quark Flavour Physics and Effective Field Theories”.

#### References

- [1] A. Abdesselam *et al.* [Belle Collaboration], Phys. Rev. Lett. **118** (2017) no.5, 051801 doi:10.1103/PhysRevLett.118.051801 [arXiv:1603.03257 [hep-ex]].
- [2] S. de Boer and G. Hiller, JHEP **1708** (2017) 091 doi:10.1007/JHEP08(2017)091 [arXiv:1701.06392 [hep-ph]].

- [3] C. Greub, T. Hurth, M. Misiak and D. Wyler, *Phys. Lett. B* **382** (1996) 415 doi:10.1016/0370-2693(96)00694-6 [hep-ph/9603417].
- [4] S. Fajfer, P. Singer and J. Zupan, *Eur. Phys. J. C* **27** (2003) 201 doi:10.1140/epjc/s2002-01090-5 [hep-ph/0209250].
- [5] S. de Boer, B. MÅijller and D. Seidel, *JHEP* **1608** (2016) 091 doi:10.1007/JHEP08(2016)091 [arXiv:1606.05521 [hep-ph]].
- [6] S. W. Bosch and G. Buchalla, *Nucl. Phys. B* **621** (2002) 459 doi:10.1016/S0550-3213(01)00580-6 [hep-ph/0106081].
- [7] S. W. Bosch and G. Buchalla, *JHEP* **0501** (2005) 035 doi:10.1088/1126-6708/2005/01/035 [hep-ph/0408231].
- [8] S. Fajfer and P. Singer, *Phys. Rev. D* **56** (1997) 4302 doi:10.1103/PhysRevD.56.4302 [hep-ph/9705327].
- [9] S. Fajfer, S. Prelovsek and P. Singer, *Eur. Phys. J. C* **6** (1999) 471 doi:10.1007/s100520050356, 10.1007/s100529800914 [hep-ph/9801279].
- [10] G. Burdman, E. Golowich, J. L. Hewett and S. Pakvasa, *Phys. Rev. D* **52** (1995) 6383 doi:10.1103/PhysRevD.52.6383 [hep-ph/9502329].
- [11] A. Khodjamirian, G. Stoll and D. Wyler, *Phys. Lett. B* **358** (1995) 129 doi:10.1016/0370-2693(95)00972-N [hep-ph/9506242].
- [12] B. Aubert *et al.* [BaBar Collaboration], *Phys. Rev. D* **78** (2008) 071101 doi:10.1103/PhysRevD.78.071101 [arXiv:0808.1838 [hep-ex]].
- [13] F. Gabbiani, E. Gabrielli, A. Masiero and L. Silvestrini, *Nucl. Phys. B* **477** (1996) 321 doi:10.1016/0550-3213(96)00390-2 [hep-ph/9604387].
- [14] T. Aushev *et al.*, arXiv:1002.5012 [hep-ex].
- [15] D. d’Enterria, *Frascati Phys. Ser.* **61** (2016) 17 [arXiv:1601.06640 [hep-ex]].
- [16] G. Hiller and A. Kagan, *Phys. Rev. D* **65** (2002) 074038 doi:10.1103/PhysRevD.65.074038 [hep-ph/0108074].
- [17] A. F. Falk and M. E. Peskin, *Phys. Rev. D* **49** (1994) 3320 doi:10.1103/PhysRevD.49.3320 [hep-ph/9308241].
- [18] M. Galanti, A. Giammanco, Y. Grossman, Y. Kats, E. Stamou and J. Zupan, *JHEP* **1511** (2015) 067 doi:10.1007/JHEP11(2015)067 [arXiv:1505.02771 [hep-ph]].
- [19] Y. Kats, *JHEP* **1611** (2016) 011 doi:10.1007/JHEP11(2016)011 [arXiv:1512.00438 [hep-ph]].