

Learning to Transfer Initializations for Bayesian Hyperparameter Optimization

Jungtaek Kim Saehoon Kim Seungjin Choi
 Department of Computer Science and Engineering
 Pohang University of Science and Technology
 77 Cheongam-ro, Nam-gu, Pohang 37673, Korea
 {jtkim, kshkawa, seungjin}@postech.ac.kr

October 17, 2017

Abstract

Hyperparameter optimization undergoes extensive evaluations of validation errors in order to find the best configuration of hyperparameters. Bayesian optimization is now popular for hyperparameter optimization, since it reduces the number of validation error evaluations required. Suppose that we are given a collection of datasets on which hyperparameters are already tuned by either humans with domain expertise or extensive trials of cross-validation. When a model is applied to a new dataset, it is desirable to let Bayesian hyperparameter optimization start from configurations that were successful on similar datasets. To this end, we construct a Siamese network with convolutional layers followed by bi-directional LSTM layers, to learn *meta-features* over datasets. Learned meta-features are used to select a few datasets that are similar to the new dataset, so that a set of configurations in similar datasets is adopted as initializations for Bayesian hyperparameter optimization. Experiments on image datasets demonstrate that our learned meta-features are useful in optimizing several hyperparameters in deep residual networks for image classification.

Introduction

Hyperparameter optimization aims to find the best configuration of hyperparameters for a particular machine learning model, which typically requires many cross-validations on various combinations of hyperparameters. This is a crucial performance bottleneck of automated machine learning (AutoML) [1], because it is practically impossible to evaluate validation errors on every possible combination of hyperparameters under limited computational resources. To effectively reduce the search space, sequential model-based optimization [2, 3, 4] updates a regression model that maps hyperparameters into the performance of learning model to select a plausible hyperparameter sequentially. This still requires several initial points to build the regression model, which is commonly referred to as a cold-start problem.

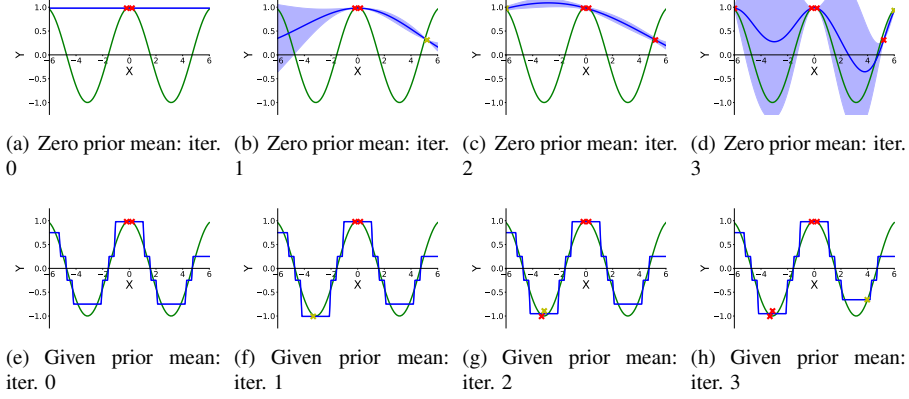


Figure 1: Bayesian optimization with GP regression. Fig. 1(a)-1(d) have zero prior mean function and Fig. 1(e)-1(h) have piecewise constant prior mean function. Non-zero prior mean function is set to 0.75 on $(-6.0, -\frac{10}{6}\pi)$, 0.25 on $(-\frac{10}{6}\pi, -\frac{9}{6}\pi)$, -0.25 on $(-\frac{9}{6}\pi, -\frac{8}{6}\pi)$, -0.75 on $(-\frac{8}{6}\pi, -\frac{4}{6}\pi)$, -0.25 on $(-\frac{4}{6}\pi, -\frac{3}{6}\pi)$, 0.25 on $(-\frac{3}{6}\pi, -\frac{2}{6}\pi)$, 0.75 on $(-\frac{2}{6}\pi, \frac{2}{6}\pi)$, 0.25 on $(\frac{2}{6}\pi, \frac{3}{6}\pi)$, -0.25 on $(\frac{3}{6}\pi, \frac{4}{6}\pi)$, -0.75 on $(\frac{4}{6}\pi, \frac{8}{6}\pi)$, -0.25 on $(\frac{8}{6}\pi, \frac{9}{6}\pi)$, and 0.25 on $(\frac{9}{6}\pi, 6.0)$. Note that two initial points (red x in Fig. 1(e) and Fig. 1(a)) are given. For three iterations, acquired point (yellow x) is chosen by EI criterion where previous points (red x) are given, and GP regression produces posterior mean function (blue line) and covariance function (blue shade). Each point is sampled from cos function (green line) with Gaussian noise.

Human experts on machine learning transfer their prior knowledge to resolve such cold-start problem by assuming that similar datasets in views of human experts typically have similar hyperparameters to achieve the best performance. This opens up the following technical challenges: (1) how to transfer a prior knowledge to resolve the cold-start problem for sequential model-based optimization; (2) how to design a machine learning model to extract semantically meaningful features over datasets such that the distance between features should preserve this similarity over datasets.

Meta-learning [5, 6, 7, 8, 9] attempts to resolve the challenges, because it consists of methods that effectively learn a model by transferring a prior knowledge obtained by similar tasks. In the context of sequential model-based optimization, notable meta-learning methods can be categorized by two orthogonal approaches: (1) how to develop covariance functions to capture the shared information between tasks [10, 11, 12, 13] in the context of Gaussian process (GP) regression; (2) how to design hand-crafted *meta-features* that describe similarity over datasets [14] to transfer a prior knowledge.

In this paper, we propose a meta-learning framework to find the best hyperparameter for a classifier by directly learning meta-features with a Siamese network [15] where each network is composed of convolutional bi-directional long short-term memory network (LSTM) [16] to generate feature vectors that describe datasets. We train the Siamese convolutional bi-directional LSTM by minimizing the difference between meta-feature distance and ground-truth target distance: (1) meta-feature distance is

simply defined as Euclidean distance between feature vectors obtained by the outputs of the identical networks in the Siamese network; (2) ground-truth target distance is measured by specific target metric such as Earth mover’s distance [17] and L1 distance. The target metric is defined by a distance function between mappings from a hyperparameter space to classification accuracy.

We first presented synthetic examples to verify our network can learn a metric. And then, we conducted extensive experiments to show that our network can capture meaningful meta-features to describe datasets, and it can be used to find the k -nearest datasets. Those datasets initialize the starting points, and a prior mean function of GP regression is determined by average of the classification accuracy histograms over hyperparameters from the k -nearest datasets.

Background

We briefly review Bayesian hyperparameter optimization.

Hyperparameter Optimization

Suppose that we are given a dataset $\mathcal{D} = \{\mathcal{D}_{train}, \mathcal{D}_{val}\}$ (training set and validation set) with which we train a model involving hyperparameters $\boldsymbol{\theta} = [\theta_1, \dots, \theta_n]^\top$. Assuming that $\theta_i \in \Theta_i$, the hyperparameter optimization searches the best configuration of hyperparameters over the space $\Theta = \Theta_1 \times \dots \times \Theta_n$. Given a dataset \mathcal{D} , the best configuration of hyperparameters is determined by minimizing the validation error $\mathcal{J}(\boldsymbol{\theta}, \mathcal{D}_{train}, \mathcal{D}_{val})$.

Earlier work on hyperparameter optimization is based on grid search or random search [18]. Recently various methods based on sequential model-based optimization (SMBO) have been proposed, including sequential model-based algorithm configuration (SMAC) [2], Spearmint [4], and tree-structured Parzen estimator (TPE) [3]. It was demonstrated that SMBO performs better than grid search or random search with a small number of evaluations of validation errors, the generic form of which is described in the subsequent section.

Sequential Model-based Optimization

Sequential model-based optimization, which we refer to as Bayesian hyperparameter optimization (BHO) to emphasize that Bayesian optimization is used as a key ingredient and its application is mainly for hyperparameter optimization. As described in Algorithm 1, inputs to BHO are: (1) a target function $\mathcal{J}(\boldsymbol{\theta}, \mathcal{D}_{train}, \mathcal{D}_{val})$ (whose functional form is not known in most of cases) which returns validation error or classification performance given hyperparameters and training/validation examples; (2) a few different configurations of hyperparameters at initial design; (3) a limit T which pre-specifies the number of candidates of hyperparameters over which the best configuration is searched. Then, the BHO undergoes the procedures which are explained below to return the best configuration of hyperparameters $\boldsymbol{\theta}^*$.

Algorithm 1 Bayesian Hyperparameter Optimization

Input: Target function $\mathcal{J}(\cdot)$, initial t configurations of hyperparameters $\{\theta_1, \dots, \theta_t\}$,
limit $T \in \mathbb{N} > t$

Output: Best configuration of hyperparameters θ^*

```
1: for  $i = 1, 2, \dots, t$  do
2:   Evaluate  $\mathcal{J}_i = \mathcal{J}(\theta_i)$ .
3: end for
4: for  $j = t + 1, t + 2, \dots, T$  do
5:    $\mathcal{M}_{\text{GP}} \leftarrow$  GP regression on  $\{(\theta_i, \mathcal{J}_i)\}_{i=1}^{j-1}$ .
6:   Find  $\theta_j = \arg \max_{\theta} a(\theta | \mathcal{M}_{\text{GP}})$ .
7:   Evaluate  $\mathcal{J}_j = \mathcal{J}(\theta_j)$ .
8: end for
9: return  $\theta^* = \arg \min_{\theta_j \in \{\theta_1, \dots, \theta_T\}} \mathcal{J}_j$ 
```

The BHO searches a minimum, gradually accumulating $(\theta_t, \mathcal{J}(\theta_t))$ with t increasing. Starting with a set of initial design $\{(\theta_1, \mathcal{J}_1), \dots, (\theta_t, \mathcal{J}_t)\}$, fit a Gaussian process (GP) regression model \mathcal{M}_{GP} to this set of examples. The GP regression model \mathcal{M}_{GP} serves as a surrogate function which approximates the landscape of \mathcal{J} over the space Θ . The surrogate function well approximates the regions exploited so far but has high uncertainty about the regions which are not yet explored. Thus, rather than optimizing the surrogate function itself, the acquisition function $a(\theta | \mathcal{M}_{\text{GP}})$, which is constructed to balance a trade-off between exploitation and exploration, is optimized to select the next configuration of hyperparameters at which the validation error \mathcal{J} is evaluated. Assuming that the current GP has mean $\mu(\theta)$ and variance $\sigma^2(\theta)$, two popular acquisition functions that we use in this paper are:

- expected improvement (EI) [19]

$$\begin{aligned} a(\theta | \mathcal{M}_{\text{GP}}) = & \left(\mu(\theta^\dagger) - \mu(\theta) \right) \Phi \left(\frac{\mu(\theta^\dagger) - \mu(\theta)}{\sigma(\theta)} \right) \\ & + \sigma(\theta) \phi \left(\frac{\mu(\theta^\dagger) - \mu(\theta)}{\sigma(\theta)} \right), \end{aligned}$$

where θ^\dagger is the best point known thus far, $\Phi(\cdot)$ denotes the cumulative distribution function of the standard normal distribution, and $\phi(\cdot)$ represents the probability density function of the standard normal distribution;

- GP upper confidence bound (GP-UCB) [20]

$$a(\theta | \mathcal{M}_{\text{GP}}) = -\mu(\theta) + \kappa \sigma(\theta),$$

where κ is a hyperparameter that controls the tightness of the confidence bounds. The value of κ increases as iterations go on.

Moreover, prior knowledge to set up a prior mean function of GP regression can be used to BHO. If we have a few data points for fitting a function, prior knowledge

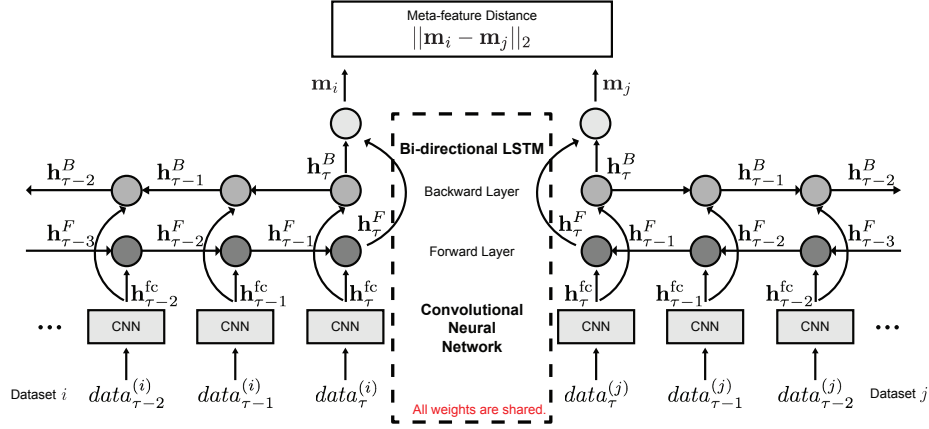


Figure 2: Our model with Siamese architecture is composed of two identical deep neural networks, each of which constitutes CNNs followed by bi-directional LSTMs. CNNs take image data to extract its features which are fed into the bi-directional LSTMs to learn meta-features \mathbf{m}_i and \mathbf{m}_j that are used to compute the distance between two datasets provided. Our model is trained to make the distance between meta-features to match the target distance between datasets.

is more helpful to find the best configuration than the case which training data is sufficient (see Fig. 1). The details of GP regression with non-zero prior mean function are described in the supplementary material.

Proposed Method

Suppose that we are given a collection of datasets on which hyperparameters are already tuned by either humans with domain expertise or extensive cross-validation. When a new dataset is given, one can speed up the hyperparameter optimization by letting the BHO start from the configurations that performed well on similar datasets. Thus, the main issue is how to select datasets similar to the new dataset. To this end, this section presents the main contributions which are summarized below.

- We present a deep metric learning model with Siamese architecture (see Fig. 2), where meta-features over datasets are learned such that the Euclidean distances between meta-features match the target distances between datasets.
- With these learned meta-features, we resolve a cold-start problem in Bayesian optimization for a novel dataset, making the Bayesian hyperparameter optimization starts from the configurations that performed well on those similar datasets that are chosen via distances between meta-features produced by our model.

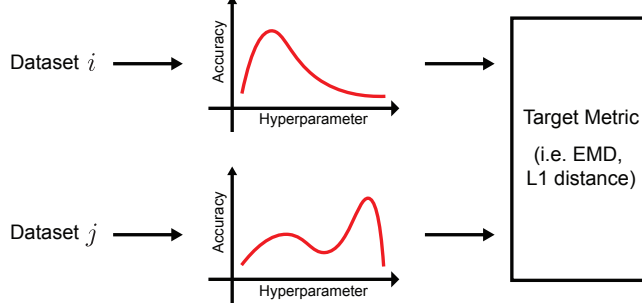


Figure 3: A method to compute a ground-truth target distance for dataset pair. Two relations between hyperparameters and performance measure for $\mathcal{D}^{(i)}$ and $\mathcal{D}^{(j)}$ have been observed first, and then target metric measures a difference between two datasets using those known relations.

Meta-feature Learning with Siamese Architecture

We describe our model with Siamese LSTM architecture in detail. As shown in Fig. 2, our model for meta-feature learning is composed of two identical deep neural networks that share the same set of weights. Each identical neural network is referred to as *wing*. Each wing of our model consists of CNNs (with two convolutional layers followed by two full-connected layers) followed by the bi-directional LSTMs. We use the LSTM to learn the bi-directional characteristics in a set of image features, although the order might matter [21]. Various models with Siamese architecture, including CNNs [15], MLPs [22] and RNNs [23], have been developed for deep metric learning since its first appearance in [15]. However, to our best knowledge, our model might be the first trial to learn meta-features over datasets using a Siamese architecture.

Suppose that we are given a pair of two image datasets $(\mathcal{D}^{(i)}, \mathcal{D}^{(j)})$, where each dataset contain τ number of images, denoted by $data_1^{(k)}, data_2^{(k)}, \dots, data_\tau^{(k)}$ for $k = i, j$. The goal is to learn meta-features \mathbf{m}_i and \mathbf{m}_j that encode the characteristics of datasets $\mathcal{D}^{(i)}$ and $\mathcal{D}^{(j)}$, respectively. Each image data $data_\tau^{(i)}$ is provided to the individual CNN which produces image features that are fed into the bi-directional LSTM. Denote by $\mathbf{x}_\tau^{(i)}$ the output of convolutional layers when $data_\tau^{(i)}$ is applied to the CNN. While the number of layers in CNNs, LSTMs might vary, for example the output \mathbf{m}_i is compute by:

$$\begin{aligned}
 \mathbf{h}_\tau^{\text{fc1}} &= \text{ReLU}(\mathbf{W}^{\text{fc1}} \mathbf{x}_\tau^{(i)} + \mathbf{b}^{\text{fc1}}), \\
 \mathbf{h}_\tau^{\text{fc2}} &= \text{ReLU}(\mathbf{W}^{\text{fc2}} \mathbf{h}_\tau^{\text{fc1}} + \mathbf{b}^{\text{fc2}}), \\
 \mathbf{h}_{1:\tau}^F, \mathbf{h}_{1:\tau}^B &= \text{biLSTM}(\mathbf{h}_{1:\tau}^{\text{fc2}}) \\
 \mathbf{h}_\tau^{\text{fc3}} &= \text{ReLU}(\mathbf{W}^{\text{fc3,F}} \mathbf{h}_\tau^F + \mathbf{W}^{\text{fc3,B}} \mathbf{h}_\tau^B + \mathbf{b}^{\text{fc3}}), \\
 \mathbf{m}_i &= \mathbf{W}^{\text{fc4}} \mathbf{h}_\tau^{\text{fc3}} + \mathbf{b}^{\text{fc4}},
 \end{aligned}$$

where $\{\mathbf{W}, \mathbf{b}\}$ is a set of connection weights and biases that are shared by left and right wings that take $\mathcal{D}^{(i)}$ and $\mathcal{D}^{(j)}$ as inputs.

Table 1: Architecture for synthetic examples. The architecture is composed of four fully-connected layers (fc1-4) and bi-directional LSTM layer (biLSTM).

	fc1-2	biLSTM	fc3	fc4
# of Nodes	300	300	100	50
Activation Fun.	ReLU	-	ReLU	-
Dropout	0	-	-	-

We train a set of weights and biases that are shared by two wings, such that the Euclidean distance $\|\mathbf{m}_i - \mathbf{m}_j\|_2$ between meta-features matches the target distance $d_{\text{target}}(\mathcal{D}^{(i)}, \mathcal{D}^{(j)})$ between datasets that should be provided. In most of previous work on Siamese architecture, the verification problem (see Fig. 6) was considered, so the target distance is simply 1 or 0 depending on whether two examples in consideration are from the same or different group. In our problem, it is not obvious how to determine the target distance $d_{\text{target}}(\mathcal{D}^{(i)}, \mathcal{D}^{(j)})$ between datasets.

As shown in Fig. 3, performance measure over hyperparameters for dataset pair $(\mathcal{D}^{(i)}, \mathcal{D}^{(j)})$ has been observed preemptively, and the distance between two datasets is computed by comparing preemptively observed mappings from hyperparameters to performance measure via target distance function (target metric) $d_{\text{target}}(\cdot, \cdot)$ such as Earth mover’s distance (EMD) and L1 distance. In this paper, we use EMD, which is described in the supplementary material, for comparing two accuracy histograms over hyperparameters.

Algorithm 2 Meta-feature Learning over Datasets

Input: A set of n datasets $\{\mathcal{D}_1, \dots, \mathcal{D}_n\}$, target distance function $d_{\text{target}}(\cdot, \cdot)$, batch size $\beta \in \mathbb{N}$, step size $\tau \in \mathbb{N}$, number of iterations $T \in \mathbb{N}$

Output: Siamese LSTM model $\mathcal{M}_{\text{S-LSTM}}$ trained over $\{\mathcal{D}_1, \dots, \mathcal{D}_n\}$

- 1: Initialize $\mathcal{M}_{\text{S-LSTM}}$.
 - 2: **for** $t = 1, 2, \dots, T$ **do**
 - 3: Sample β different pairs of datasets, i.e., $\{(\mathcal{D}_i, \mathcal{D}_j)\}$ for $|i \neq j| = \beta, i, j = 1, \dots, n$.
 - 4: Sample τ data points from each dataset in the pair $\{(\mathcal{D}_i, \mathcal{D}_j)\}$ selected above, to make $|\mathcal{D}_i| = |\mathcal{D}_j| = \tau$.
 - 5: Update parameters in $\mathcal{M}_{\text{S-LSTM}}$ using $d_{\text{target}}(\cdot, \cdot)$ and $\{(\mathcal{D}_i, \mathcal{D}_j)\}$ via backpropagation.
 - 6: **end for**
 - 7: **return** $\mathcal{M}_{\text{S-LSTM}}$
-

Algorithm 2 shows how meta-feature over datasets is learned. Inputs to Algorithm 2 are: (1) a set of n datasets $\{\mathcal{D}_1, \dots, \mathcal{D}_n\}$; (2) a target distance function that is mentioned above; (3) batch size β ; (4) step size τ ; (5) a number of iterations T . And it returns the learned Siamese LSTM model $\mathcal{M}_{\text{S-LSTM}}$. The Siamese bi-directional LSTMs that have the structures as shown in Table 1 for synthetic examples and Table 2 for BHO are initialized. For given number of iterations T , β different pairs of datasets are sampled and τ data points from each dataset in the selected pairs are subsampled.

Table 2: Detailed architecture of the network composed of two convolutional layers (conv1-2), four fully-connected layers (fc1-4), and bi-directional LSTM layer (biLSTM), where st. and max pool. mean stride and max pooling respectively. For conv1-2, a kernel size and stride size are described as height \times width \times num_channels and width stride \times height stride, respectively.

	conv1	conv2	fc1	fc2	biLSTM (forward & backward)		fc3	fc4
# of Filters or Nodes	$5 \times 5 \times 32$, st. 1×1	$5 \times 5 \times 64$, st. 1×1	1000	300	300 (cell & hidden)		100	50
Pooling	2×2 max pool.	2×2 max pool.	-	-	-		-	
Activation Fun.	ReLU	ReLU	ReLU	ReLU	-		ReLU	-
Dropout	-	-	0	0	-		-	-

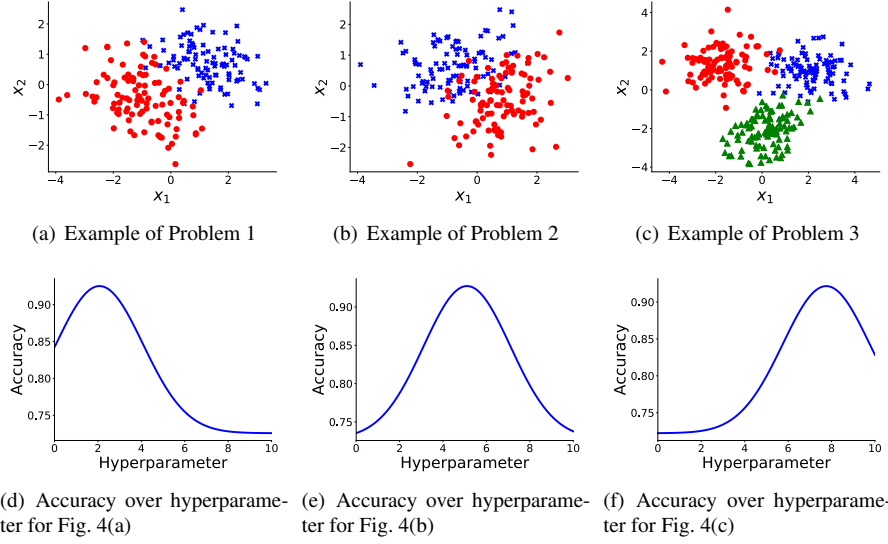


Figure 4: Examples and their performance about accuracy over hyperparameter for Problem 1, Problem 2, and Problem 3. Different classes of three classification problems are represented as different colors and shapes.

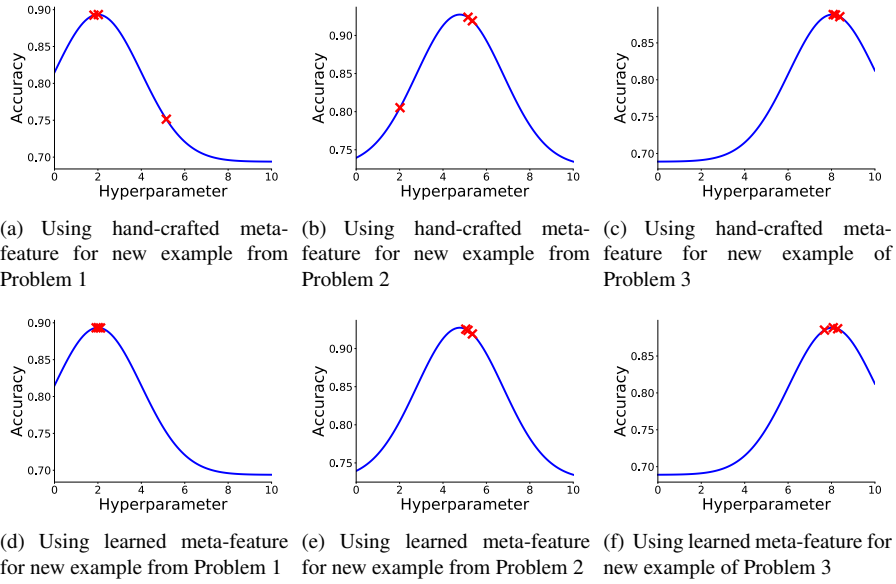


Figure 5: Initializations of hyperparameter optimization using hand-crafted meta-feature and learned meta-feature, for three classification problems. Three initial points (red x) that are selected by each criterion are given.

Using those pairs that have same τ data points, the Siamese network, $\mathcal{M}_{\text{S-LSTM}}$ is trained end-to-end via backpropagation. Specifically, each wing produces \mathbf{m}_i and \mathbf{m}_j as the outputs of the structures described in Table 1 and 2, and the difference between the meta-feature distance and the target distance is minimized to optimize all shared weights in the Siamese bi-directional LSTM:

$$\mathcal{L}(\mathcal{D}^{(i)}, \mathcal{D}^{(j)}) = \left[d_{\text{target}}(\mathcal{D}^{(i)}, \mathcal{D}^{(j)}) - \|\mathbf{m}_i - \mathbf{m}_j\|_2 \right]^2.$$

Comparison to Hand-crafted Meta-feature

Hand-crafted meta-features [14] mostly gather simple statistics of datasets to generate meaningful representations. As expected, it is easy to find counter-examples where hand-crafted features do not work well. To highlight benefits of learned meta-features over hand-crafted ones, we introduce a simple controlled experiment; there exist three classification problems and 50 datasets for Problem 1 (i.e. Fig. 4(a)), Problem 2 (i.e. Fig. 4(b)), and Problem 3 (i.e. Fig. 4(c)). Accuracy over hyperparameter for each dataset is also generated (i.e. Fig. 4(d), 4(e), and 4(f)) with Gaussian noise. Based on these datasets and their performance over hyperparameter, we find k -nearest datasets from new test dataset using hand-crafted meta-feature and our learned meta-feature.

Before explaining, note that Fig. 5(a) and 5(d) are the results for new example from Problem 1, Fig. 5(b) and 5(e) are for new example from Problem 2, and Fig. 5(c) and 5(f) are for new example from Problem 3. Moreover, three initial points are the best hyperparameter of 3-nearest datasets.

Using simple and statistical meta-features, k -nearest datasets can be obtained from other problems, not always from target problem. For example, those hand-crafted meta-features distinguish datasets from Problem 3 and from Problem 1, or datasets from Problem 3 and from Problem 2, as shown in Fig. 5(c). However, datasets from Problem 1 and Problem 2 can be confused. Thus, the dataset from other problems can be selected, as shown in Fig. 5(a) and 5(b).

For the meta-features that are learned by the Siamese network described in proposed method section, k -nearest datasets are always selected from target problem, as shown in Fig. 5(d), 5(e), and 5(f).

Implementation Details

For synthetic experiments, we generate four different synthetic examples (Fig. 6(a), 6(c), 6(e), and 6(g)) that are composed of two groups. Datasets are randomly generated from each group, and if two datasets are generated from the same group, their ground-truth distance is set to 0 and 1 otherwise.

For real-world experiments, we make use of MNIST, CIFAR-10, ImageNet 200 (for recent ILSVRC object detection challenges), and Places 205. Similar to synthetic experiments, datasets are randomly sub-sampled from each image dataset. For ground-truth labels, we compute EMD between histograms that show classification accuracy with respect to hyperparameters as illustrated in Fig. 8. The performance of each dataset is measured by ResNet-26 with the same setting.

Algorithm 3 Bayesian Hyperparameter Optimization with Transferred Initial Points and GP Prior

Input: Learned Siamese LSTM model $\mathcal{M}_{\text{S-LSTM}}$, target function $\mathcal{J}(\cdot)$, limit $T \in \mathbb{N} > k$

Output: Best configuration of hyperparameters θ^*

- 1: Find k -nearest neighbors using the learned Siamese bi-directional LSTM, $\mathcal{M}_{\text{S-LSTM}}$.
 - 2: Obtain k classification accuracy histograms over hyperparameters $\{\mathcal{H}_1, \dots, \mathcal{H}_k\}$.
 - 3: **for** $i = 1, 2, \dots, k$ **do**
 - 4: Find the best configuration θ_i on grid of the i -th histogram \mathcal{H}_i .
 - 5: Evaluate $\mathcal{J}_i = \mathcal{J}(\theta_i)$.
 - 6: **end for**
 - 7: **for** $j = k + 1, k + 2, \dots, T$ **do**
 - 8: $\mathcal{M} \leftarrow$ GP regression with the prior mean function $\frac{1}{k} \sum_{h=1}^k \mathcal{H}_h$ on $\{(\theta_i, \mathcal{J}_i)\}_{i=1}^{j-1}$.
 - 9: Find $\theta_j = \arg \max_{\theta} a(\theta | \mathcal{M})$.
 - 10: Evaluate $\mathcal{J}_j = \mathcal{J}(\theta_j)$.
 - 11: **end for**
 - 12: **return** $\theta^* = \arg \min_{\theta_j \in \{\theta_1, \dots, \theta_T\}} \mathcal{J}_j$
-

Given the trained Siamese network $\mathcal{M}_{\text{S-LSTM}}$, it is possible to measure the distance between test dataset and the training datasets by learned meta-features. Then, k -nearest datasets are selected and their associated histograms, mappings hyperparameters into classification accuracy, are employed in initializing BHO. After initializing with k hyperparameter configurations and prior mean function of GP regression, we find the best candidate of hyperparameters for the machine learning model as applying Bayesian optimization. EI and GP-UCB criteria in Bayesian optimization are used to find the best hyperparameter configuration θ^* . These steps are described in Algorithm 3 based on Algorithm 1.

Experimental Results

We conducted the experiments for training our Siamese bi-directional LSTMs and initializing BHO.

Training Siamese Bi-directional LSTMs

As explained in proposed method section, the Siamese bi-directional LSTMs were trained by the synthetic examples and the subsampled datasets derived from four image datasets. 2,000 pairs of 30 two-dimensional data for four synthetic datasets, and their distances were generated. Both training and test loss in the learning curve (Fig. 6(b), 6(d), 6(f), and 6(h)) were decreased as the Siamese networks were trained. To observe the learned meta-features on the space that was learned by the Siamese bi-directional LSTM, we presented two-dimensional space of the last output of the LSTM, as shown

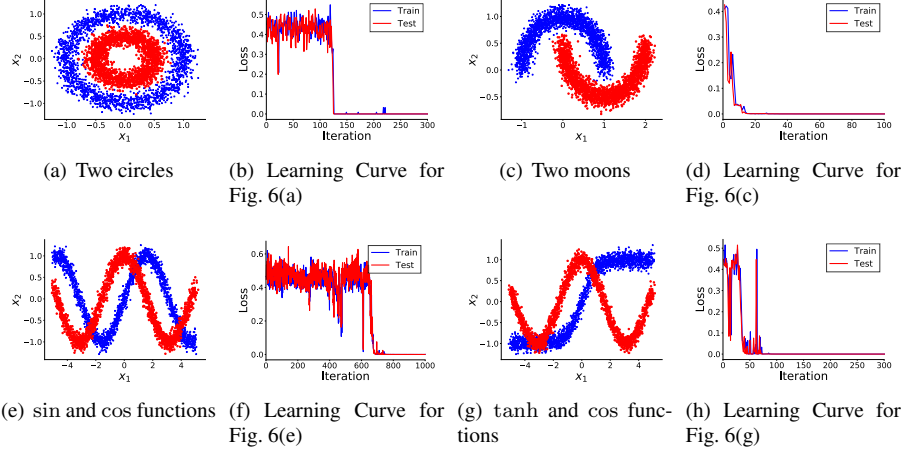


Figure 6: Four synthetic examples (red \circ belongs to one group and blue \times belongs to another group) and their learning curves. Synthetic examples, two circles, two moons, sin and cos functions, and tanh and cos functions were trained by the Siamese bi-directional LSTM. Dataset pairs of the Siamese networks became one of three combinations from given groups, (blue \times , blue \times), (red \circ , red \circ), and (blue \times , red \circ).

in Fig. 7. The dataset pair that has the distance 0 should be located far away on the space, considered as the space of meta-features. We could discover that the pairs were receded, as the space was learned.

For Fig. 6, we showed that our network can be employed in learning a metric. Before applying this Siamese network in BHO, as we discussed in the previous section, the relations between certain hyperparameters and performance measure over datasets should be measured. In this paper, we measured classification accuracy with respect to batch size and initial learning rate for ResNet-26. The accuracy was measured from the subsampled datasets that have 5 classes and 2000 images per class. 20 scaled-down datasets for each MNIST, CIFAR-10, ImageNet 200, and Places 205 were subsampled, and 100 hyperparameter configurations are trained for each subsampled dataset as shown in Fig. 8. The pairs, combinations of all 80 datasets are used to train the Siamese convolutional bi-directional LSTM.

Initializing Hyperparameter Optimization

We implemented our method to initialize hyperparameter optimization based on GPy-Opt [24] and GPflow [25]. We employed Bayesian optimization with EI and GP-UCB criteria, as shown in Fig. 9. The entire datasets of MNIST, CIFAR-10, CIFAR-100, and STL-10 (subsampled from labeled images on ImageNet) were used to learn ResNet-26 for BHO. MNIST and CIFAR-10 were used to train the Siamese convolutional bi-directional LSTM. On the other hand, CIFAR-100 and STL-10 were not used to train the Siamese network. BHO with random initializations for EI and GP-UCB, and with 3-nearest datasets initializations for EI and EI with given prior mean were conducted

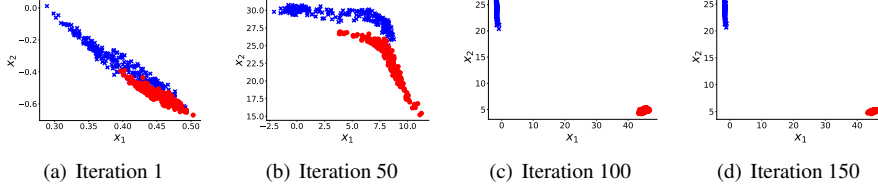


Figure 7: Learned 2-dimensional meta-features for the synthetic example in Fig. 6(a). Since the distance between two datasets (blue x and red o) is zero and it means they are located far away, the points on the learned space for meta-features, which is the last output of the identical bi-directional LSTM were receded, as training step was iterated.

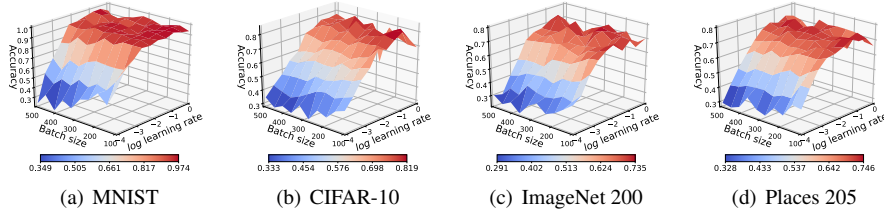


Figure 8: Accuracy produced by ResNet-26 with respect to batch size and log initial learning rate. 100 configurations for each subsampled dataset were trained and validated, and they are plotted as histogram. The networks were trained by subsampled datasets for 20 epochs.

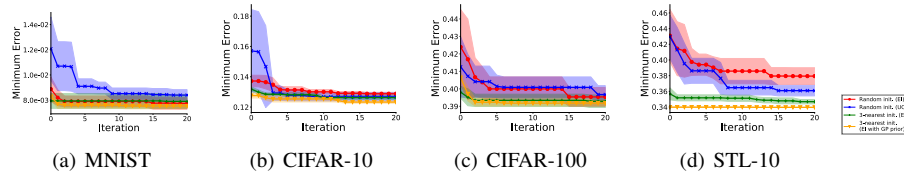


Figure 9: Hyperparameter optimization for ResNet in the cases of four entire datasets, MNIST, CIFAR-10, CIFAR-100, and STL-10. Three initial points were given for all experiments, and all ResNets were trained for 50 epochs. Moreover, all experiments were repeated 5 times.

for 20 iterations. Initializations of two hyperparameters, batch size and initial learning rate were set to the previous best hyperparameter configuration of 3-nearest datasets from the current test dataset. As shown in Fig. 9, our methods outperformed rather than other BHO with random initializations.

Conclusion

In this paper, we proposed the method to learn meta-features over datasets using the Siamese bi-directional LSTMs. We showed that the Siamese networks could train a distance function of the synthetic examples, and the relations with respect to hyperparameters of ResNet and classification accuracy over datasets were learned by the networks. Furthermore, the k -nearest datasets determined by the learned networks could employ in initializing hyperparameter optimization. Therefore, the initializations for BHO can be learned and transferred to other tasks.

References

- [1] I. Guyon, K. Bennett, G. Cawley, H. J. Escalante, S. Escalera, T. K. Ho, N. Macià, B. Ray, M. Saeed, A. Statnikov, and E. Viegas, “Design of the 2015 ChaLearn AutoML challenge,” in *Proceedings of the International Joint Conference on Neural Networks (IJCNN)*, 2015.
- [2] F. Hutter, H. H. Hoos, and K. Leyton-Brown, “Sequential model-based optimization for general algorithm configuration,” in *Proceedings of the International Conference on Learning and Intelligent Optimization*, pp. 507–523, 2011.
- [3] J. Bergstra, R. Bardenet, Y. Bengio, and B. Kégl, “Algorithms for hyperparameter optimization,” in *Advances in Neural Information Processing Systems (NIPS)*, vol. 24, 2011.
- [4] J. Snoek, H. Larochelle, and R. P. Adams, “Practical Bayesian optimization of machine learning algorithms,” in *Advances in Neural Information Processing Systems (NIPS)*, vol. 25, 2012.
- [5] J. Schmidhuber, *Evolutionary Principles in Self-Referential Learning*. PhD thesis, Technical University of Munich, 1987.
- [6] S. Thrun and L. Pratt, *Learning to Learn*. Kluwer Academic Publishers, 1998.
- [7] A. Santoro, S. Bartunov, M. Botvinick, D. Wierstra, and T. Lilicrap, “Meta-learning with memory-augmented neural networks,” in *Proceedings of the International Conference on Machine Learning (ICML)*, (New York, NY, USA), 2016.
- [8] M. Andrychowicz, M. Denil, S. G. Colmenarejo, M. W. Hoffman, D. Pfau, T. Schaul, B. Shillingford, and N. de Freitas, “Learning to learn by gradient descent by gradient descent,” in *Advances in Neural Information Processing Systems (NIPS)*, vol. 29, 2016.

- [9] Y. Chen, M. W. Hoffman, S. G. Colmenarejo, M. Denil, T. P. Lillicrap, M. Botvinick, and N. de Freitas, “Learning to learn without gradient descent by gradient descent,” in *Proceedings of the International Conference on Machine Learning (ICML)*, (Sydney, Australia), 2017.
- [10] E. V. Bonilla, K. M. A. Chai, and C. K. I. Williams, “Multi-task Gaussian process prediction,” in *Advances in Neural Information Processing Systems (NIPS)*, vol. 20, 2008.
- [11] R. Bardenet, M. Brendel, B. Kégl, and M. Sebag, “Collaborative hyperparameter tuning,” in *Proceedings of the International Conference on Machine Learning (ICML)*, (Atlanta, Georgia, USA), 2013.
- [12] K. Swersky, J. Snoek, and R. P. Adams, “Multi-task Bayesian optimization,” in *Advances in Neural Information Processing Systems (NIPS)*, vol. 26, 2013.
- [13] D. Yogatama and G. Mann, “Efficient transfer learning for automatic hyperparameter tuning,” in *Proceedings of the International Conference on Artificial Intelligence and Statistics (AISTATS)*, (Reykjavik, Iceland), 2014.
- [14] M. Feurer, J. T. Springerberg, and F. Hutter, “Initializing Bayesian hyperparameter optimization via meta-learning,” in *Proceedings of the AAAI National Conference on Artificial Intelligence (AAAI)*, (Austin, Texas, USA), 2015.
- [15] J. Bromley, I. Guyon, Y. LeCun, E. Säckinger, and R. Shah, “Signature verification using a “Siamese” time delay neural network,” in *Advances in Neural Information Processing Systems (NIPS)*, vol. 6, 1994.
- [16] S. Hochreiter and J. Schmidhuber, “Long short-term memory,” *Neural Computation*, vol. 9, no. 8, pp. 1735–1780, 1997.
- [17] Y. Rubner, C. Tomasi, and L. J. Guibas, “The earth mover’s distance as a metric for image retrieval,” *International Journal of Computer Vision*, vol. 40, no. 2, pp. 99–121, 2000.
- [18] J. Bergstra and Y. Bengio, “Random search for hyper-parameter optimization,” *Journal of Machine Learning Research*, vol. 13, pp. 281–305, 2012.
- [19] D. R. Jones, “A taxonomy of global optimization methods based on response surfaces,” *Journal of Global Optimization*, vol. 21, no. 4, pp. 345–383, 2001.
- [20] N. Srinivas, A. Krause, S. Kakade, and M. Seeger, “Gaussian process optimization in the bandit setting: No regret and experimental design,” in *Proceedings of the International Conference on Machine Learning (ICML)*, (Haifa, Israel), 2010.
- [21] O. Vinyals, S. Bengio, and M. Kudlur, “Order matters: Sequence to sequence for sets,” in *Proceedings of the International Conference on Learning Representations (ICLR)*, 2016.

- [22] K. Chen and A. Salman, “Efficient speaker-specific information with a regularized Siamese deep network,” in *Advances in Neural Information Processing Systems (NIPS)*, vol. 24, 2011.
- [23] J. Mueller and A. Thyagarajan, “Siamese recurrent architectures for learning sentence similarity,” in *Proceedings of the AAAI National Conference on Artificial Intelligence (AAAI)*, (Phoenix, Arizona, USA), 2016.
- [24] The GPyOpt authors, “GpyOpt: A Bayesian optimization framework in python,” 2016. <https://github.com/SheffieldML/GPyOpt>.
- [25] A. G. d. Matthews, M. van der Wilk, T. Nickson, K. Fujii, A. Boukouvalas, P. León-Villagrà, Z. Ghahramani, and J. Hensman, “GPflow: A Gaussian process library using TensorFlow,” *Journal of Machine Learning Research*, vol. 18, pp. 1–6, 2017.