

Progressive quenching - Globally coupled model

Bruno Ventéjou¹ and Ken Sekimoto^{2,1,*}

¹*Gulliver, CNRS-UMR7083, ESPCI, 75231 Paris, France*

²*Matières et Systèmes Complexes, CNRS-UMR7057, Université Paris-Diderot, 75205 Paris, France*

We study the processes in which fluctuating elements of a system are progressively fixed (quenched) while keeping the interaction with the remaining unfixed elements. If the interaction is global among the Ising spin elements and if the unfixed part is re-equilibrated each time after fixing an element, the evolution of large system is martingale about the equilibrium spin value of the unfixed spins. Due to this property the system starting from the critical point yields the final magnetization whose distribution shows non-Gaussian and slow transient scaling with the system.

PACS numbers: 5.40.-a, 02.50.Ey

Introduction — We sometimes encounter the situation in which system's degrees of freedom become progressively fixed. When a molten material as a fluid system is pulled out from a furnace and is quickly cooled down [1], the fluid degrees of freedom associated to fluid particles are progressively fixed (quenched). Or, we may consider the process of decision-making by a community, in which each member progressively makes up her or his mind before the referendum. In both examples, the already fixed part can influence the behavior of the part whose degrees of freedom are not yet fixed. It is largely unknown what types of generic aspects are in this type of problems, which we will call “progressive quenching” for short.

A prototype of this problem has been studied long time ago in the context of the phason fluctuations of quasi-crystal [2]. The phason is a Goldstone mode of the quasicrystalline order, whose evolution is modeled by a diffusive dynamics under non-conservative thermal noise. If we simplify the problem to 1D, a scalar phason field, $\psi(x, t)$, obeys $\partial\psi/\partial t = D\partial^2\psi/\partial x^2 + \xi(x, t)$, where $\xi(x, t)$ is a Gaussian white noise uncorrelated both in space (x) and in time (t). In equilibrium the spatial correlation is known to obey $\langle |\psi(x+r, t) - \psi(x, t)|^2 \rangle \sim |r|$. The progressive quenching fixes the value of $\psi(x, t)$ at the front position, $x = Vt$, which moves in $+x$ direction at a constant speed $V(>0)$. Then the spatial correlation in the fixed part shows the different statistics $\langle |\psi(x+r) - \psi(x)|^2 \rangle \sim |r|^{3/2}/\ell_D^{1/2}$, over the length-scale inferior to the diffusion length, $\ell_D \equiv D/V$. Similar kind of study can be done for 1D spin models [3]. In the above examples the quenched part acted as an external field but it was applied only in the vicinity of the quenching front. The interest there was whether or how the progressive quenching modifies the spatial statistics of the system's configuration with respect to the equilibrium one. In the present paper, we will focus on a complementary case, where the quenched part influences the whole unquenched part of the system. In the context of the decision-making, the results of preliminary survey published before the referendum can influence all those people who do not yet make up their mind. As a simple and concrete model, we take up the globally coupled, or infinite-range, Ising model, with the weak coupling in the terminology of [4], and adopt the stepwise re-equilibration of the unfixed part of spins detailed below. The most interesting case is when

the system is initially at the critical point. (Often the important referendums are done when the public opinion is little stable.) Our main finding is that if we regard the mean equilibrium spin in the unfixed part as the stochastic process along the number of fixed spins as “time”, the process shows the approximate martingale property which becomes exact in the limit of large system.

System — We consider the ferromagnetic Ising model on a complete network, that is, the model in which any one of spins interacts with all the other spins with equal coupling constant, J , see Fig. 1. The canonical equilibrium of such system is governed by the partition function, $Z_{N,J,h} = \sum_{\{s_i\}} \exp(-\beta H_{N,J,h})$, with the energy function,

$$\beta H_{N,J,h} = -\beta J \sum_{1 \leq i < j \leq N} s_i s_j - \beta h \sum_{1 \leq i \leq N} s_i, \quad (1)$$

where each spin, say s_i , takes the values ± 1 . Hereafter the temperature is fixed during the process, and the factor, $\beta = (k_B T)^{-1}$ will be absorbed in $H_{N,J,h}$, J , and h . We define the equilibrium spin, $m_{N,J,h} = \langle s_i \rangle = N^{-1} \partial[\ln Z_{N,J,h}]/\partial h$, which will be applied to those unfixed N spins. Throughout the process we fix the coupling constant between pair of spins, J , and use the expression, $J = j_0/N_0$, where N_0 is the size of the whole system. We recall that $j_0 = 1$ is the Curie point in the limit of $N_0 \rightarrow \infty$.

Protocol — We start by the whole N_0 spins in equilibrium with zero external field, $h = 0$. We fix the first spin, s_1 , either at $+1$ or at -1 with equal probabilities. Once it done,

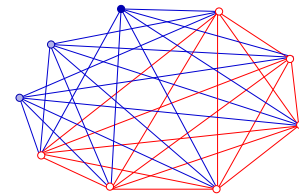


FIG. 1. Among $N_0 = 9$ spins (vertices) the three spins at the filled dots have been fixed. These spins applies a fixed field on the remaining six spins at the open circles, which obey canonical equilibrium. Each edge denotes the coupling, J_0/N_0 , and those coupling among the fixed spins are omitted.

we let re-equilibrate the remaining $N_0 - 1$ spins before fixing the second spin, s_2 . When the $T(> 0)$ spins, $\{s_1, \dots, s_T\}$, have already been frozen, the magnetization of these spins is $M_T \equiv \sum_{i=1}^T s_i$. We then let re-equilibrate those $N_0 - T$ unfixed spins under the magnetic field $h = h_T$ which is induced by the fixed magnetization, that is, $h_T = (j_0/N_0)M_T$. The equilibrium spin value of the unfixed spins at that stage is $m_{N_0-T, j_0/N_0, h_T}$, where $N = N_0 - T$. Then we fix the $(T + 1)$ -th spin, s_{T+1} , at the state where it took at that moment: s_{T+1} takes the value ± 1 with the probabilities, respectively,

$$\text{Prob}(s_{T+1} = \pm 1) = \frac{1 \pm m_{N_0-T, j_0/N_0, h_T}}{2}. \quad (2)$$

We repeat this operation until all the N_0 spins are fixed.

Biased random walk — The above model defines the discrete-time markovian biased random walk for which the “time” is the number of fixed spins, T , and the “position” is the magnetization of fixed spins, M , see Fig. 2(a). The discrete stochastic evolution of M_T is given as

$$M_{T+1} = M_T + s_{T+1} \quad (3)$$

for $0 \leq T \leq N_0 - 1$ and $M_0 = 0$. The random variable s_{T+1} obeys the probabilities given in (2) with $h_T = (j_0/N_0)M_T$. As is clear from these formula, the path probability for the whole history of quenching spins, $\{s_1, \dots, s_{N_0}\}$, is given as

$$\text{Prob}(\{s_1, \dots, s_{N_0}\}) = \frac{1}{2^{N_0}} \prod_{T=1}^{N_0} (1 + s_T m_{N_0-T+1, j_0/N_0, h_{T-1}}). \quad (4)$$

This path probability for M_T can also be cast into the statistics of *unbiased* Ising spins using the Girsanov type formula [5], where the product in (4) is the Radon-Nikodym functional. We have then the identity

$$\left\langle \prod_{T=1}^{N_0} (1 + s_T m_{N_0-T+1, j_0/N_0, h_{T-1}}) \right\rangle_0 = 1, \quad (5)$$

where the average, $\langle \cdot \rangle_0$, is taken over all the unbiased random walks. In mathematical terms, the above functional is martingale with respect to the unbiased random walks [6], and (5) corresponds to the optional stopping theorem [7]. Similar equality has been already discussed in [8, 9]. While (5) is an attractive result reminiscent of the equality of Jarzynski [10] and Crooks [11], its analytical handling is difficult because of the explicit T -dependence in the equilibrium spin, $m = \langle s \rangle$. We, therefore, resort to the numerical approach to go further. Unless noticed explicitly all the calculations of $m_{N,J,h}$ and its derivatives with respect to h are done using the Hubbard-Stratonovich transformation applied to $Z_{N,J,h}$, that is,

$$Z_{N,J,h} = c_{N,J} \int_{-\infty}^{+\infty} dx e^{-\frac{Jx^2}{2}} [2 \cosh(Jx + h)]^N, \quad (6)$$

where $c_{N,J}$ is a number independent of h . We avoided principally the usage of the saddle-point evaluation, since such approximation brought non-negligible differences in the system-size scaling discussed later.

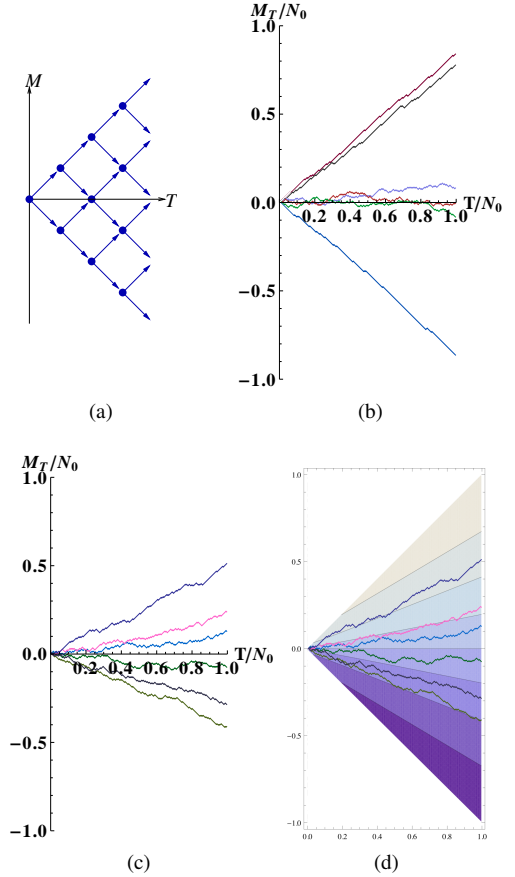


FIG. 2. (a) Markovian biased random walk corresponding to the present model of progressive quenching. From each node in the transition network, (T, M) , the possible branched transitions, $M \rightarrow M \pm 1$, occur with the probabilities, $(1 \pm m_{N_0-T, j_0/N_0, (j_0/N_0)M})/2$, which corresponds, respectively, to fixing s_{T+1} at ± 1 . (b) Three sample histories with $j_0 = 1.5$ (curves near the diagonal), and three others with $j_0 = 0$ (curves near the horizontal axis) with the size $N_0 = 256$. (c) Six sample histories with $j_0 = j_{0,c} (\approx 1.030)$, the “critical coupling” with the size $N_0 = 256$. (d) The same curves as in (c) are superposed on the contour plot of $m_{N_0-T, j_0/N_0, h_T}$. Its value is positive [negative], respectively, above [below] the horizontal axis.

Path samples — In Fig. 2(b) we show representative sample histories, the three with $j_0 = 1.5$ (those curves near the diagonals) and the other three with $j_0 = 0$ (those near the horizontal axis). Both axes are normalized by the whole system size, N_0 . In the former case ($j_0 = 1.5$) the system shows the typical ferromagnetic behavior; the initial fixed spin, s_1 , induces a large magnetization in the unfixed part, which in turn biases the polarity of the spin to be fixed subsequently. In the latter case ($j_0 = 0$), where all the spins are unbiased and independent, the histories are the unbiased random walks. The final magnetization, $M_{T=N_0}$, then obeys the binomial probability distribution with zero mean and the variance, $N_0/4$, and approaches the Gaussian distribution for $N_0 \gg 1$ by the central limit theorem.

Our interest is rather to understand what occurs between the

two extreme cases mentioned above. Hereafter, we will focus on the system that starts from the “critical” point under zero external field ($h = 0$). For finite system, $N_0 < \infty$, we define the “critical” point, $j_0 = j_{0,\text{crit}}$, through the extrapolation of the Curie law, $\chi^{-1} \propto j_{0,\text{crit}} - j_0$, from the paramagnetic side, $j_{0,\text{crit}} > j_0$, with the susceptibility, $\chi = \partial m_{N_0, j_0/N_0, h} / \partial h|_{h=0}$ [12]. Several representative histories of M_T are shown in Fig. 2(c). We notice immediately that the curves are not like the unbiased random walk. Rather, M_T in the late stages varies mostly linearly with T . This feature is also common to the “ferromagnetic” case ($j_0 = 1.5$) in Fig. 2(b). In Fig. 2(d) we superposed the histories of Fig. 2(c) on the contour and gray-scale map of the equilibrium spin, $m_{N_0-T, j_0/N_0, h_T}$ (see (2) and (4)). We there observe qualitatively that the individual histories like to keep the value of $m_{N_0-T, j_0/N_0, h_T}$.

Martingale process in progressive quenching — Associated the above observation we analytically found that, for $N_0 \gg 1$, the process $m_T \equiv m_{N_0-T, j_0/N_0, h_T}$ vs T is approximately $\{s_1, \dots, s_T\}$ -martingale [6], that is, the expectation value of m_{T+1} under a given history $\{s_1, \dots, s_T\}$, is equal to m_T , which we express by $E[m_{T+1}|s_1, \dots, s_T] = m_T$ [13]. In fact, using (2) we have

$$\begin{aligned} E[m_{T+1}|s_1, \dots, s_T] &= \sum_{\sigma \in \{-1, 1\}} \frac{1 + \sigma m_T}{2} m_{N_0-(T+1), \frac{j_0}{N_0}, \frac{j_0}{N_0}(M_T + \sigma)} \\ &= m_T + \frac{j_0}{2N_0} \frac{\partial(m_T^2)}{\partial h} - \frac{\partial m_T}{\partial N} + O\left(\frac{1}{N_0^2}\right), \end{aligned}$$

where we noticed that m_T depends on T through $N = N_0 - T$ and $h = (j_0/N_0)M_T$. To analyze the N dependence of m_T we rewrite the canonical partition function at the stage T as

$$Z_{N, \frac{j_0}{N_0}, \frac{j_0}{N_0} M_T} = \sum_{\{s_1, \dots, s_N\}} e^{N(j_T \frac{\bar{m}^2}{2} + h_T \bar{m})}, \quad (7)$$

where $\bar{m} \equiv N^{-1} \sum_{i=1}^N s_i$, $j_T \equiv j_0(N/N_0)$ and $h_T \equiv j_0(M_T/N_0)$. While the N -dependence comes from many places in the exponent in (7), all but the one through j_T should cancel to $O(N_0^{-1})$ when we calculate $\partial m_T / \partial N$, because of the asymptotic intensive character of \bar{m} . Using $\partial m_T / \partial j_T = \partial(\langle \bar{m}^2 \rangle / 2) / \partial h_T$, we have finally

$$\begin{aligned} E[m_{T+1}|s_1, \dots, s_T] &= m_T + \frac{j_0}{2N_0} \frac{\partial}{\partial h_T} [m_T^2 - \langle \bar{m}^2 \rangle] + O\left(\frac{1}{N_0^2}\right), \end{aligned} \quad (8)$$

Except for the very initial stage $T \sim 1$ of the critical system, the difference, $m_T^2 - \langle \bar{m}^2 \rangle$ (≤ 0), is of the order of $O(N_0^{-1})$. We, therefore, recover $E[m_{T+1}|s_1, \dots, s_T] = m_T + O(N_0^{-2})$, which in turn explains why the progressive quenching more or less follows the contours of the equilibrium spin.

Origin of straightness of equilibrium spin contours — The thermodynamic relation $\partial m_T / \partial j_T = \partial(\langle \bar{m}^2 \rangle / 2) / \partial h$ mentioned above has another implication: If we regard the equilibrium spin m_T as function of the parameters j_T and h_T as defined below (7), the contour of the mean spin should satisfy $0 = dm_T = (\partial m_T / \partial h_T) dh_T + (\partial m_T / \partial j_T) dj_T$. We then have

$$\left. \frac{dh_T}{dj_T} \right|_{dm_T=0} = - \left(\frac{\partial m_T}{\partial h_T} \right)^{-1} \frac{1}{2} \frac{\partial \langle \bar{m}^2 \rangle}{\partial h_T}. \quad (9)$$

The right hand side is almost equal to the constant, $-m_T$ for $N_0 \gg 1$. Since $dM_T \propto dh_T$ and $dT \propto -dj_T$, The constancy of dh_T/dj_T along the m_T -contour implies the constancy of dM_T/dT along the m_T -contour. Inversely, the m_T -contours on the (T, M) plane are almost straight for $N_0 \gg 1$.

Compensation mechanism behind martingale property — The origin of the martingale property of the mean unfixed spin, $m_T \equiv m_{N_0-T, j_0/N_0, (j_0/N_0)M_T}$, is the compensation between the increment of the effective field, $h_T = (j_0/N_0)M_T$, and the decrease in the effective coupling parameters, $j_T = j_0(N/N_0) = j_0(1 - T/N_0)$. The mean-field picture will clarify this point: We replace the newly fixed spin s_{T+1} by its mean m_T , and also use the mean-field equation for m_T :

$$\begin{aligned} M_{T+1} &= M_T + m_T, \\ m_T &= \tanh \left[j_0 \left(1 - \frac{T}{N_0} \right) m_T + \frac{j_0}{N_0} M_T \right]. \end{aligned} \quad (10)$$

This recurrence relation immediately tells that $m_{T+1} = m_T$. We would assert that all the above arguments about the (quasi) martingale property hold whether or not the starting state is at the critical point.

Statistical ensemble of fixed spins — Because of the memory carried by the martingale property of individual histories, we expect an important influence of the initial stochastic process on the final totally quenched magnetization. Fig. 3(a) shows the evolution of the probability distribution of the mean fixed spin value, M_T/T , from $T = 2^4$ up to $T = N_0 = 2^8$. Calculation is done by solving the discrete-“time” master equation for the biased random walk explained in Fig. 2(a). The progressive quenching causes apparently the splitting of peak in the distribution of M_T/T . The splitting, however, does not mean any bifurcation as is evident from the sample histories in Fig. 2(c). The origin of splitting is clear if we plot the conditional probability densities of M_T/T for those histories starting from $s_1 = +1$ (Fig. 3(b)). (The distribution in Fig. 3(a) can be recovered by taking the average of the result in Fig. 3(b) and its mirror image about the vertical axis.) In Fig. 3(b) the peak is well off the vertical axis from the beginning and it sharpens with the progression of quenching.

System size dependence — In the inset of Fig. 3(c) we show the probability densities of the final quenched mean spin, M_{N_0}/N_0 , for the different system sizes, $N_0 = 2^{5-10}$. We observe that, the larger is the system, the less important is the stochasticity of the initial regime. If we extrapolate our result to the limit of $N_0 \rightarrow \infty$, the distribution of M_{N_0}/N_0 will converge to a δ -distribution. To see if there is a scaling law in the range of N_0 we studied, we replotted in the main figure of Fig. 3(c) the data of the inset as function of $M_{N_0}/M_{N_0}^{(\text{max})}$, where $M_{N_0}^{(\text{max})}$ is the value of M_{N_0}/N_0 at which the probability is maximum. As for the values of $M_{N_0}^{(\text{max})}$ versus the system size, we show its log-log plot in Fig. 3(d) (the thick dots). While the last plot shows an apparent power law, $M_{N_0}^{(\text{max})}/N_0 \sim N_0^\alpha$ with $(-1 < \alpha < -1/2)$, the plot in Fig. 3(c) fails to show the unique

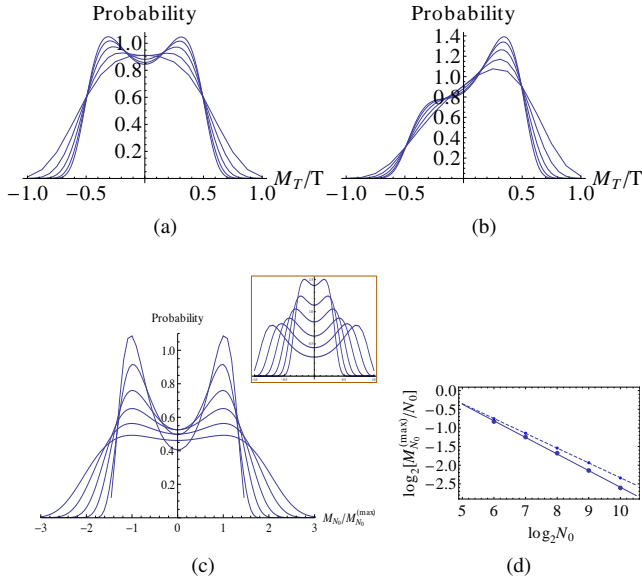


FIG. 3. (a) and (b) Probability distributions of the mean spin value, M_T/T , in the quenched part at different stages, $T = 2^k$ with integers $k = 4-8$ with the fixed system size, $N_0 = 2^8 = 256$. The initial conditions are (a) $M_0 = 0$ and (b) $M_1 = 1$, respectively. In both (a) and (b) the increment of T leads to the shrinkage of the apparent support (the zone of M_T/T with non-zero probabilities) and to the rising of the peak height. (c) Probability density of the magnetization in the final state, M_{N_0} , normalized with respect to the magnetization scaled by the maximizer of the probability, $M_{N_0}/M_{N_0}^{(\max)}$. The system size, $N_0 = 2^k$, is varied with integers $k = 5-10$. With increasing N_0 the curves become flatter with longer tails. *Inset*: The same data but as function of M_{N_0} . With increasing N_0 the curves become sharper and narrower. (d) Log-log plot of $M_{N_0}^{(\max)}/N_0$ versus N_0 (thick dots). The solid line is a linear fitting (i.e., $M_{N_0}^{(\max)}/N_0 \sim N_0^\alpha$) with the slope $\alpha \simeq -0.45$, that is, $M_{N_0}^{(\max)} \sim N_0^{1-0.45}$. Thin dots with the dashed line (the fitted slope $\alpha \simeq -0.40$) show the similar results under the condition that the first fixed spin is $s_1 = +1$ (see Fig. 3(b)).

scaling function $\Psi(z)$ which would fit

$$\text{Prob}\left(\frac{M_{N_0}}{N_0}\right) \simeq \frac{1}{N_0^\alpha} \Psi\left(\frac{M_{N_0}}{N_0^{1+\alpha}}\right), \quad (11)$$

with $M_{N_0}^{(\max)} \propto N_0^{1+\alpha}$. Moreover, if we study $M_{N_0}^{(\max)}$ under the condition of $M_{T=1} = 1$ (see Fig. 3(b)), then the exponent of the apparent power law of $M_{N_0}^{(\max)}/N_0$ versus N_0 takes a different value, $\simeq -0.40$, instead of -0.45 , which is shown by the thin dots and dashed line in Fig. 3(d). Therefore, there is a very slow transient towards an intermediate asymptotics if any [14]. It is highly unlikely that the eventual scaling is of the type of the central-limit theorem: In the main figure of Fig. 3(c) the apparent support of the distribution fattens with N_0 , implying that the *width* of the distribution of M_{N_0}/N_0 may behave as N_0^β with an exponent β such that $0 < |\beta| < |\alpha| (< 1/2)$. By the way if we use the saddle-point approximation to calculate $Z_{N,J,h}$ in stead of the full formula (6), the replotted distributions show clear convergence to a double

peaked scaling function with a smaller exponent, $\alpha \simeq -0.26$ (data not shown). All these symptoms of the slow transient should be attributed to the compensation mechanism supporting the approximate martingale process of m_T .

Progressive quenching in general context — Not being limited to the Ising systems, we expect that the compensation mechanism is a generic feature of the progressive quenching of globally coupled elements, where the increment of the field exerted by the quenched elements more or less compensates the weakening of the internal coupling among the unfixed elements. If this mechanism works, a strategy will be to identify the appropriate observable having an approximate martingale property. In view of the importance of the initial regime, where the discreteness is essential for the size-scaling, the continuous path-integral methods such as that of Freidlin-Wentzell [15] should be combined with some other techniques. Progressive quenching of random systems is also an open problem. Finally the notion of the (approximate) martingale property of the unquenched part applies also to the quenching of the phason field mentioned in the introductory part: The equilibrium expectation value of the field in the unquenched region, $x > Vt$, is the value of the quenching front at $x = Vt$, although the variance is divergent in that model.

The authors thank Damien Vandembroucq for having shown their unpublished results. We also thank Luca Peliti and Anton Zadrin for constructive comments. KS also thanks Itamar Procaccia for the valuable comments. BV was financially supported by Université Paris-Saclay for 2016-2017.

* ken.sekimoto@espci.fr

- [1] B. Bresson, C. Brun, X. Buet, Y. Chen, M. Ciccotti, J. Gâteau, G. Jasion, M. Petrovich, F. Poletti, D. Richardson, S. Sandomghchi, G. Tessier, B. Tyukodi, and D. Vandembroucq, ArXiv e-prints (2017), arXiv:1706.03832 [cond-mat.soft].
- [2] K. Sekimoto, *Physica A* **170**, 150 (1990).
- [3] M. Etienne and K. Sekimoto, in preparation.
- [4] R. Hilfer, *Physica A* **320**, 429 (2003).
- [5] M. Baxter and A. Rennie, *Financial Calculus: An Introduction to Derivative Pricing* (Cambridge University Press, 1996).
- [6] D. Revuz and M. Yor, *Continuous Martingales and Brownian Motion*, Grundlehren der mathematischen Wissenschaften (Springer Berlin Heidelberg, 2004).
- [7] J. L. Doob, *Amer. Math. Monthly* **78**, 451 463 (1971).
- [8] R. Chetrite and S. Gupta, *J. Stat. Phys.* **143**, 543 (2011).
- [9] I. Neri, E. Roldán, and F. Jülicher, *Phys. Rev. X* **7**, 011019 (2017).
- [10] C. Jarzynski, *Phys. Rev. Lett.* **78**, 2690 (1997).
- [11] G. E. Crooks, *J. Stat. Phys.* **90**, 1481 (1998).
- [12] The value of $j_{0,\text{crit}}$ empirically fits well with $j_{0,\text{crit}} - 1 \simeq 5.06 N_0^{-0.933}$ over the range $N_0 = 2^5-2^{13}$.
- [13] We recall that $m_T \equiv m_{N_0-T, j_0/N_0, h_T}$ is stochastic variable through its h_T dependence.
- [14] G. I. Barenblatt, *Scaling, self-similarity, and intermediate asymptotics* (Cambridge University Press, Cambridge, 1996).
- [15] M. I. Freidlin and A. D. Wentzell, *Random Perturbations of Dynamical Systems*, 3rd ed. (Springer Berlin Heidelberg, 2012).