

Is repulsion good for the health of Chimeras?

Sarika Jalan,^{1, a)} Saptarshi Ghosh,^{1, b)} and Bibhabasu Patra¹

Complex Systems Lab, Discipline of Physics, Indian Institute of Technology Indore, Simrol, Indore 453552

(Dated: 14 December 2024)

Yes! Very much so.

A chimera state refers to the coexistence of a coherent-incoherent dynamical evolution of identically coupled oscillators. We investigate the impact of multiplexing of a layer having repulsively coupled oscillators on occurrence of chimeras in the layer having attractively coupled identical oscillators. We report that there exists an enhancement in the appearance of chimera state in one layer of multiplex network in the presence of repulsive coupling in the other layer. Furthermore, we show that a small amount of inhibition or repulsive coupling in one layer is sufficient to yield chimera state in another layer by destroying its synchronized behavior. These results can be used to get insight into dynamical behaviors of those systems where both attractive and repulsive coupling exist among their constituents.

PACS numbers: 05.45.-a, 89.75.-k, 05.45.Xt

Keywords: Chimera, Inhibition, Kuramoto Oscillators

In 1975, Kuramoto had introduced a mathematical model for nonidentical, nonlinear phase oscillators which exhibits a convergence to a global synchrony at a critical coupling value. In 2002, Kuramoto demonstrated that identical phase oscillators can show coexistence of coherent and incoherent dynamics under certain special conditions. Later, Abrams and Strogatz, christened this dynamical state as chimera state and provided a detailed description about special conditions required for its emergence. Since then, chimera remains an exotic phenomenon with ambiguities. Initially, non-local, non-global topology was stated to be a prerequisite for the emergence of the chimera state. However, subsequent investigations presented an appearance of the chimera state for both local and global couplings. Furthermore, multiplex framework which incorporate various types of interactions between the same pair of nodes as different layers, provide a better portrayal of complex natural networks. Here we consider a multiplex network with each layer having identical coupling architecture but not necessarily identical nature of the couplings. Particularly, we consider attractive and repulsive coupling among dynamical units and show that by keeping network architecture same, coupling in one layer have profound impact on the occurrence of chimera in another layer in multiplex networks. This investigation is crucial for many different complex systems possessing different types of coupling, particularly attractive and repulsive coupling among the same units. For instance, the

brain has inhibitory and excitatory neurons representing repulsive and attractive couplings, respectively. Studies on the impact of inhibition on the emergence of chimera state in the multiplex framework will be useful for a better understanding of such complex systems in different conditions.

I. INTRODUCTION

In past few decades study of networks has been catapulted into the limelight due to their booming applications in various branches of science and engineering¹. One of the aspects of network science is to study the collective output of a system arising due to complex interactions between its constituents². The interactions (edges) between the constituents (nodes) often result in fascinating spatiotemporal phenomena among which hybrid patterns of chimera deserves particular attention. Similar to its namesake in Greek mythology, a chimera state consists of two or more spatial coherent and incoherent domains in a network with symmetric coupling. Chimera state had been initially reported for a ring of identical phase oscillators with non-local coupling³. Since then, a vast amount of theoretical and experimental investigations on chimeras have been performed in a diverse range of oscillators⁴. The investigations resulted in plethora of different variants of chimera including multi-cluster chimera⁵, virtual⁶, breathing⁷, traveling⁸, globally clustered chimera⁹ and two-dimensional chimera¹⁰. Recently, chimera state is shown for both global¹¹ and local coupling¹², hyperbolic chaotic oscillators¹³ as well as for random initial conditions¹⁴, negating previous constraints on the emergence of chimera state.

Furthermore, multiplex network framework incorporates

^{a)} Electronic mail: sarikajalan9@gmail.com

^{b)} Electronic mail: saptarshi15@gmail.com

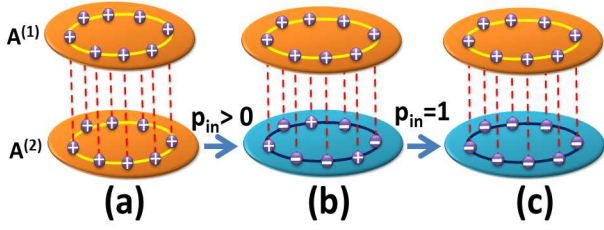


FIG. 1. (Color online) Schematic diagram of multiplex network consisting of two layers. Each layer is represented by identical 1D lattice (S^1 ring), where each node (open circle) has the same coupling architecture. In the second layer of the multiplex network, nodes are (a) attractively coupled, (b) repulsively coupled with probability p_{in} , (c) all repulsively coupled corresponding to $p_{in} = 1$. Inter layer connections between two layers are represented as dashed lines.

existence of various types of interactions between the same pair of nodes by categorizing them in different layers with each layer reflecting a specific type of interaction¹⁶. This framework provides a better representation of many real-world systems¹⁵. Influence of multiple types of interaction on dynamical behavior of an individual layer has been one of the prime objectives of the studies on multiplex networks¹⁷. The chimera state in multiplex networks has been reported to occur first time in Ref.¹⁸ followed by other investigations^{19,20}. In this article, we sought to examine the impact of repulsive couplings on chimera patterns in multiplex networks (Fig. 1).

For sufficiently high couplings, an array of coupled phase oscillators has been shown to converge to a mean frequency exhibiting exact synchrony under attractive coupling²¹. Whereas, repulsive couplings have been shown to affect dynamical evolution of nonlinear units in different ways. The repulsive couplings may either destroy a synchronized state leading to the incoherent evolution²² or lead to an emergence of new synchronization regimes in addition to the multistability phenomenon²³. An emergence of the chimera state under attractive and repulsive couplings in a globally coupled monoplex network has already been reported²⁴. Here we investigate impact of repulsive couplings on the occurrence of chimera state in multiplex networks. Specifically, we demonstrate that the emergence and presence of chimera state in one layer can be controlled by changing the probability of repulsive couplings in another layer of a multiplex network.

Recent literature has indicated a strong connection between the occurrence of chimera and various responses of neurons in brain networks. For example, chimera state has been related to uni-hemispheric sleep in mammals where half of the brain remains asleep while other half remains active²⁵. This hybrid dynamics is akin to the coexistence of coherent and incoherent spatio-temporal patterns of chimera state. Moreover, various brain diseases have been linked to chimera states²⁶. Andrzejak et.al. has shown that spatio-temporal correlation pro-

files, obtained from EEG readings of ecliptic seizures, bore striking similarities with hybrid patterns of chimera state²⁷. Here we study another aspect of neuronal dynamics, which is inhibition. Inhibition plays a crucial role in various cognitive abilities of brain²⁸. Furthermore, inhibition has also been considered in ecological networks to interpret complex predator-prey interactions among various species²⁹. We introduce inhibition (repulsive couplings) in one layer³⁰ and investigate its impact on the emergence of chimera state in another layer.

II. THEORETICAL FRAMEWORK.

We consider a multiplex ring network where topology of individual layer is represented by a 1D lattice with periodic boundary conditions (Fig. 1). We use Kuramoto oscillators with diffusive coupling to showcase our findings. Architecture of the multiplex network can be represented as,

$$A = \begin{pmatrix} A^{(1)} & I \\ I & A^{(2)} \end{pmatrix}, \quad (1)$$

for a bi-layer multiplex network where $A^{(1)}$ ($A^{(2)}$) represents adjacency matrix of the first (second) layer consisting of 1 or 0 entries depicting connected or disconnected pairs of nodes respectively. Dynamical evolution of the system can be expressed by a state vector Θ consisting of components θ_i , $i = 1, \dots, 2N$ representing phase of i^{th} oscillator. Dynamical equation of the network state integrating the network topology can be written as follows³

$$\dot{\theta}_i = \omega_i + \lambda \sum_{j=1}^N A_{ij} (\sin(\theta_j - \theta_i + \alpha)) \quad (2)$$

where ω_i depicts natural frequency of the i^{th} oscillator and λ represents the strength of the diffusive coupling. α is a constant phase lag parameter required for emergence of chimera state in a ring of identical phase oscillators³. We have considered a constant natural frequency $\omega = \omega_i \forall i$ for all oscillators to maintain identity of the coupled units, a pre-requisite of definition of chimera states. We study behavior of chimera state in the first layer ($A^{(1)}$) in the presence of repulsive couplings among same pair of nodes in the second layer ($A^{(2)}$). In our multiplex framework, the first layer is attractively coupled (i.e. with all positive entries in the corresponding adjacency matrix $A^{(1)}$) and second layer is repulsively coupled (i.e. with all negative entries in the adjacency matrix $A^{(2)}$). Henceforth, to avoid confusion, we will refer the first layer $A^{(1)}$ as positive layer and the second layer $A^{(2)}$ as negative layer. As per with the definition of the multiplex network (Eq. 1), we consider simple positive one to one coupling (identity matrix) for inter-layer interactions throughout the paper. Furthermore, we introduce inhibitory nodes in the second layer ($A^{(2)}$) by selecting a node (a row in $A^{(2)}$) with an inhibition probability (p_{in}).

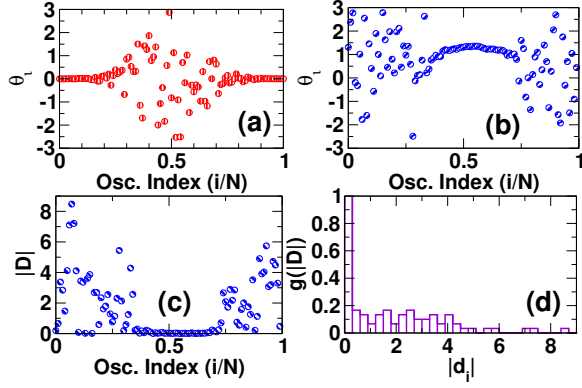


FIG. 2. (Color online) (a) a realization of the initial condition which is taken from a uniform random distribution multiplied by a Gaussian profile. The Gaussian is of the form $\theta_i(t=0) = \exp[-30(\frac{i}{N} - \frac{1}{2})]$. Same initial condition is considered for both the layers of multiplex 1D-1D network, (b) Snapshot of spatial phase profile of kuramoto oscillators of the first layer of the multiplex network consisting of two attractively coupled layers, (c) Laplacian distance measure $|D|$ of the spatial phase profile (d) normalized probability distribution function $g(|D|)$ of the Laplacian distance measure $|D|$. Parameters: Network size $N = N^1 = N^2 = 100$, node degree $\langle k^1 \rangle = \langle k^2 \rangle = 64$, coupling strength $\lambda = 1.29$, natural frequency $\omega = 0.5$ and lag parameter $\alpha = 1.45$.

This leads to change in all the coupling associated to that node to inhibitory coupling (changing the signs of each 1 entry to -1 in the corresponding row of $A^{(2)}$). For an arbitrary chosen inhibitory node i ,

$$A_{i,j}^{(2)} = \begin{cases} -1 & \text{if } i \sim j \\ 0 & \text{otherwise} \end{cases}$$

We study occurrence of the chimera state in the first layer ($A^{(1)}$) as the introduction of inhibition breaks the S^1 symmetry of the second layer ($A^{(2)}$) except for $p_{in} = 1$ case where all couplings are negative. Due to this symmetry breaking in negative layer, chimera state cannot be defined in the classical sense. We have characterized the chimera state by studying the coexistence of spatial coherence and incoherence. The dynamical state of the network of phase oscillators can be mapped using the global order parameter. However, to capture varying local dynamics for chimeras, we adopt a correlation measure apt of identifying chimera states. We use a normalized probability distribution function $g(|D|)$ of the Laplacian distance measure $|D|$ and the correlation measure³¹

$$g_0 = \int_0^\delta g(|D|)d(|D|) \quad (3)$$

where $|D| = \nabla_i^2 \theta = \{d_i(t) : d_i(t) = |(\theta_{i+1}(t) - \theta_i(t)) - (\theta_i(t) - \theta_{i-1}(t))|\}$ depicts presence of a local curvature (signifying incoherence) in an otherwise smooth spatial profile (signifying spatial coherence (Fig. 2)). δ is a small

threshold value that sets a clear boundary between the coherent and incoherent states. Effectively, g_0 represents effective size of the coherent region in the spatial profile of θ at a particular time. The value of g_0 takes 0 for a complete incoherent state and 1 for the complete coherent state. A value between $0 < g_0 < 1$ theoretically signifies existence of coherence-incoherence i.e. the chimera state³². Though, the correlation measure g_0 identifies the chimera state, certain chimera states, for instance, breathing⁷ or traveling⁸ chimera, are known to depict regular repetitive patterns in the course of time evolution. A snapshot illustrates the chimera profile for only a fixed time point. To overcome this constraint, we have considered the average of the correlation measure g_0 over 1000 consecutive time steps after an initial transient. Further, we have used a uniformly distributed random number with an Gaussian envelop to satisfy special initial condition requirement of the chimera state for Kuramoto Oscillators as depicted in Fig. 2(a).

III. RESULTS.

We present results for dynamical evolution of coupled Kuramoto oscillators on multiplex networks with both layers represented by 1D lattices. In the first layer, all the nodes are attractively coupled, whereas in the second layer the nodes are connected via either attractive or repulsive coupling with the probability p_{in} deciding the population of inhibitory nodes.

A. Multiplexing with a repulsively coupled layer.

First, we consider a multiplex network where in one layer all nodes are positively (attractively) coupled and in another layer all nodes are negatively (repulsively) coupled. We particularly compare dynamical state of the positive layer for the following two cases; (I) a multiplex network

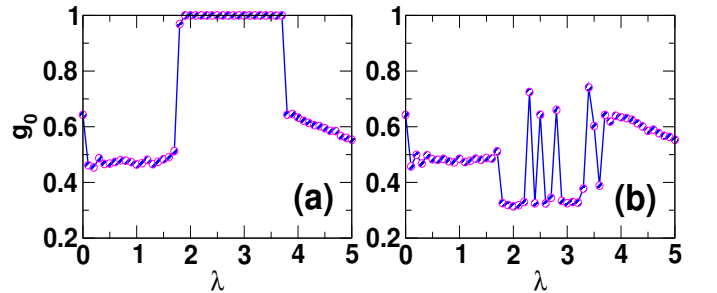


FIG. 3. (Color online) Normalized probability distribution function $g(|D|)$ for the Laplacian distance measure $|D|$ of the first layer of the 1D-1D multiplex network consisting of (a) two positive layers, and (b) positive-negative layers. Parameters: Network size $N = N^1 = N^2 = 100$, node degree $\langle k^1 \rangle = \langle k^2 \rangle = 64$, natural frequency $\omega = 0.5$ and lag parameter $\alpha = 1.45$.

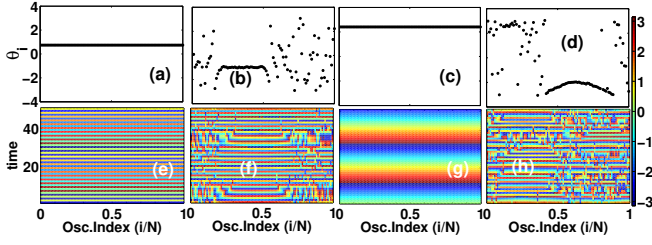


FIG. 4. (Color online) Snapshots and spatio-temporal patterns depicting emergence of chimera in positive layer upon multiplexing with a negative layer. The 1D-1D multiplex network consists of (a,c,e,g) two positively coupled layer, (b,d,f,h) positively and negatively couples layers. (a,b,c,d) presents a snapshot of the spatio-temporal patterns presented in (e,f,g,h) respectively. The figures represents emergence of chimera in case of multiplexing with negative layer at coupling strength $\lambda = 1.86$ (a,b) and at $\lambda = 3.7$ (c,d). Other parameters are same as Fig. 3

consisting of two layers with attractive couplings in both the layers, and (II) a multiplex network with one attractive and one repulsive layer. For the case (II), all the entries in $A^{(2)}$ are negative corresponding to $p_{in} = 1$. We study changes in the oscillator dynamics in the positive layer when it is multiplexed with another positive layer (case (I)), with that of negative layer (case (II)). Note that, due to the symmetric coupling environment for both the layers in the multiplex network, we can define chimera state for both the layers separately in this particular combination (i.e. for $p_{in} = 1$). Fig. 3 plots the correlation measure indicating the range for appearance of chimera state as a function of coupling strength. We find that for lower coupling values, for both the cases, positive layer shows chimera state as depicted by $0 < g_0 < 1$ values of the correlation measure (Fig. 3). It should be noted that a high value of the correlation measure ($g_0 \approx 0.64$) at coupling strength $\lambda = 0$ arises from the fact that without the coupling, the oscillators evolve with their constant natural frequency resulting in the same spatial profile considered for the special initial condition.

Interestingly, we observe a contrasting behavior in the middle coupling range ($2 \lesssim \lambda \lesssim 4$). For the case (I), the oscillators demonstrate a transition to the synchronized state represented by $g_0 = 1$ whereas the case (II) demonstrates a intermediate correlation value ($0.3 \lesssim g_0 \lesssim 0.7$) representing the chimera state. Fig. 4 (a),(e) exhibit a completely synchronized state in the positive layer when multiplexed with another positive layer (case (I)). Fig. 4(b),(f) show a chimera state in the positive layer upon its multiplexing with a negative layer (case (II)). Furthermore, Fig. 4(c),(d) provide another illustration of this destruction of synchrony and an enhancement in the chimera state for different coupling strength. Fig. 4(e)-(h) represent the spatio-temporal patterns of the chimera state which indicates that the emerged chimera state is stable with time. Moreover, the completely synchronized state for the case I demonstrates a periodic temporal evo-

lution³³. Replacing one positively coupled layer with a negatively coupled layer makes the stable periodic evolution unstable leading to an hybrid spatial chimera pattern³³. This observation highlights the importance of repulsively coupled layer which causes an occurrence of chimera state in a attractive coupled layer due to the multiplexing.

B. Controlling chimera in one layer by changing inhibitory coupling in another layer.

Next, we investigate the impact of inhibitory nodes in one layer on the emergence of chimera state in another layer. Again, we consider a bi-plex network where first layer ($A^{(1)}$) has all positive couplings (thus termed as positive layer). The inhibitory nodes are introduced in the second layer ($A^{(2)}$) with inhibition probability p_{in} . Fig 1 (c) depicts a schematic diagram of such arrangement in multiplex network and Fig. 5 (a) shows plot of a multiplex adjacency matrix where inhibitory nodes (represented by black lines in right-down block) are introduced with an inhibition probability $p_{in} = 0.1$. In this setup, a particular pair of nodes in $A^{(2)}$ may interact via either positive or negative couplings decided by p_{in} . We find that an introduction of even a small number of the inhibitory nodes is sufficient to destroy synchronized regime in $A^{(1)}$ and causes an enhancement in the range of couplings strength for which chimera is appeared in the positive layer. Fig. 5 depicts variation of the correlation measure with respect to the inhibition probability p_{in} for a sufficient large coupling strength ($\lambda = 3.57$). Two extreme situations, i.e. $p_{in} = 0$ and $p_{in} = 1$ correspond to a completely synchronized state ($g_0 = 1$) and a chimera state ($g_0 \approx 0.34$) respectively, which is not surprising as

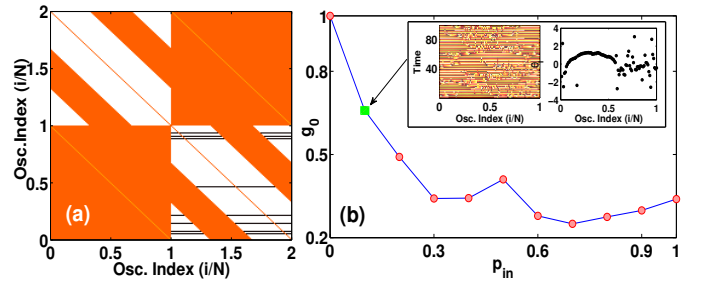


FIG. 5. (Color online) (a) Plot of the adjacency matrix of 1D-1D multiplex network consisting of one positive and one inhibitory layer with inhibition probability $p_{in} = 0.1$. The black lines in the down-right block represents the rows corresponding to inhibitory nodes. (b) Normalized probability distribution function $g(|D|)$ of the Laplacian distance measure $|D|$ of the positive layer as a function of inhibition probability p_{in} . Inset: Snapshot and spatio-temporal profile of the first layer of a multiplex network consisting of one positive layer and one inhibitory layer. Parameters: Coupling strength $\lambda = 3.57$, Inhibition probability $p_{in} = 0.1$, Other parameters are same as Fig. 3.

discussed in the previous section. However, the interesting fact is that even a small amount of inhibition in the repulsive layer (say $p_{in} = 0.1$) is sufficient to yield a non-zero correlation value ($g_0 \approx 0.65$) for the attractive layer depicting chimera state. Inset figures of Fig. 5 manifest this phenomena of appearance of the chimera state at low inhibition probability.

IV. CONCLUSION.

To surmise, we have explored an impact of inhibitory (repulsive) coupling in one layer on dynamical behavior of another layer in a multiplex network. We have systematically studied impact of inhibition by inserting inhibitory nodes with a probability p_{in} which is varied from zero to one. The case p_{in} being zero corresponds to a multiplex network consisting two identical layers with each layer having attractively coupled nodes. The another extreme case p_{in} being one corresponds to a multiplex network consisting of two layers which are structurally identical but vary in the nature of coupling, i.e., one layer has all attractively coupled nodes whereas another layer has all repulsively coupled nodes. Due to the multiplexing with a layer having all inhibitory nodes, synchrony among phase oscillators with all attractively couplings are destroyed. Furthermore, we report that the range of parameters for which chimera is demonstrated in one layer can be controlled by changing probability of inhibitory nodes in another layer. Importantly, we found that a very small number of inhibitory nodes can bring an enhancement in the appearance of chimera state destroying the synchronized state. The results presented here can be helpful to gain better understanding of the workings of brain under different conditions and can help in diagnosis of several brain related diseases. Furthermore, we have focused here on behavioral changes in one layer due to inhibitory nodes in another layer in a multiplex framework. This investigation can be further extended by focusing the impact of particular positions of inhibitory nodes on the occurrence of different spatial clusters appeared in the enhanced chimera state. Furthermore, other network topologies can be considered for the second layer to have a better representation of real-world complex systems. These results promote importance of the multiplex framework to model those real-world complex systems which possess more than one type of interactions among their constituents.

V. ACKNOWLEDGMENT

SJ is grateful to Department of Science and Technology (DST), Government of India grant EMR/2016/001921 for financial support. SG acknowledges DST, Government of India, for the INSPIRE fellowship (IF150149) as well as the Complex Systems Lab members for timely help and useful discussions. SJ acknowledge discussions

with Hildegard Meyer-Ortmanns on negative couplings during a visit to MPIPKS, Dresden. BP thanks complex systems lab @ IITI where the work was done.

- ¹R. Albert and A.-L. Barabási, *Rev. Mod. Phys.* **74**, 47 (2002).
- ²M. E. J. Newman, *Networks: An Introduction* (Oxford University Press, 2010); A. Pikovsky, M. Rosenblum, and J. Kurths, *Synchronization: A Universal Concept in Nonlinear Sciences* (Cambridge University Press, 2001).
- ³Y. Kuramoto, and D. Battogtokh, *Nonlinear Phenom. Complex Syst.* **380**, (2002); D.M. Abrams, and S.H. Strogatz, *Phys. Rev. Lett.* **93**, 174102 (2004).
- ⁴E. Schöll, *Eur. Phys. J. Spec. Top.* **225**, 891 (2016), and references therein; B. K. Bera, S. Majhi, D. Ghosh and M. Perc, *EPL* **118**, 10001 (2017).
- ⁵J. Xie, E. Knobloch, and H.-C. Kao, *Phys. Rev. E* **90**, 022919 (2014); I. Omelchenko, O.E. Omelchenko, P. Hövel, and E. Schöll, *Phys. Rev. Lett.* **110**, 224101 (2013).
- ⁶L. Larger, B. Penkovsky, and Y. Maistrenko, *Phys. Rev. Lett.* **111**, 054103 (2013).
- ⁷D.M. Abrams, R. Mirollo, S.H. Strogatz, and D.A. Wiley, *Phys. Rev. Lett.* **101**, 084103 (2008).
- ⁸B. K. Bera, D. Ghosh and T. Banerjee, *Phys. Rev. E* **94**, 012215 (2016).
- ⁹J.H. Sheeba, V.K. Chandrasekar, and M. Lakshmanan, *Phys. Rev. E* **81**, 46203 (2010).
- ¹⁰M.J. Panaggio, and D.M. Abrams, *Phys. Rev. E* **91**, 022909 (2015); O.E. Omel'chenko, M. Wolfrum, S. Yanchuk, Y.L. Maistrenko, and O. Sudakov, *Phys. Rev. E* **85**, 036210 (2012).
- ¹¹G.C. Sethia, and A. Sen, *Phys. Rev. Lett.* **112**, 144101 (2014); L. Schmidt, and K. Krischer, *Phys. Rev. Lett.* **114**, 034101 (2015).
- ¹²C. R. Laing, *Phys. Rev. E* **92**, 050904(R) (2015); B. K. Bera, D. Ghosh and M. Lakshmanan, *Phys. Rev. E* **93**, 012205 (2016).
- ¹³A. V. Cano and M. G. Cosenza, *Phys. Rev. E* **95**, 30202 (2017).
- ¹⁴Y. Zhu, Z. Zheng and J. Yang, *Phys. Rev. E* **89**, 22914 (2014).
- ¹⁵C. Sarkar, A. Yadav and S. Jalan, *EPL* **113**, 18007 (2016).
- ¹⁶S. Boccaletti *et. al.*, *Phys. Rep.* **544**(1), 1-122 (2014).
- ¹⁷S. Jalan and A. Singh, *EPL* **113**, 30002 (2016).
- ¹⁸S. Ghosh and S. Jalan, *Int. J. Bifurc. Chaos* **26**, 1650120 (2016).
- ¹⁹S. Ghosh, A. Kumar, A. Zakharova and S. Jalan, *EPL* **115**, 60005 (2016).
- ²⁰S. Majhi, M. Perc and D. Ghosh, *Chaos* **27** (7), 073109 (2017); V. A. Maksimenko *et. al.*, *Physical Review E* **94** (5), 052205 (2016); S. Majhi, M. Perc and D. Ghosh, *Scientific Reports* **6**, 39033 (2016).
- ²¹Kuramoto Y. (1975) Self-entrainment of a population of coupled non-linear oscillators. In: Araki H. (eds) *International Symposium on Mathematical Problems in Theoretical Physics. Lecture Notes in Physics*, vol 39. Springer, Berlin, Heidelberg
- ²²L. S. Tsimring, N. F. Rulkov, M. L. Larsen and M. Gabbay, *Phys. Rev. Lett.* **95**, 14101 (2005).
- ²³S. Astakhov, N. Fujiwara, A. Gulay, N. Tsukamoto and J. Kurths, *Phys. Rev. E* **88**, 032908 (2013); S. Astakhov, A. Gulai, N. Fujiwara and J. Kurths, **26** 023102 (2016).
- ²⁴A. Mishra, C. Hens, M. Bose, P. K. Roy and S. K. Dana, *Phys. Rev. E* **92**, 62920 (2015).
- ²⁵M. Tamaki, J.W. Bang, T. Watanabe, and Y. Sasaki, *Curr. Biol.* **26**, 1190 (2016); N. C. Rattenborg, C. J. Amlaner, and S. L. Lima, *Neurosci. Biobehav. Rev.* **24**, 817 (2000).
- ²⁶R. Levy, W. D. Hutchison, A. M. Lozano, and J. O. Dostrovsky, *J. Neurosci.* **20**, 7765 (2000); G. F. Ayala *et. al.*, *Brain Res.* **52**, 1 (1973).
- ²⁷R. G. Andrzejak, C. Rummel, F. Mormann and K. Schindler, *Sci. Rep.* **6**, 23000 (2016); A. Rothkegel and K. Lehnertz, *New J. Phys.* **16**, 055006 (2014).
- ²⁸A. Compte, M. V. Sanchez-Vives, D. A. McCormick and X. J. Wang, *J. Neurophysiol.* **89**(5), 2707-2725 (2003); S. K. Dwivedi and S. Jalan, *Phys. Rev. E* **90**, 032803 (2014).
- ²⁹S.K. Dwivedi and S. Jalan, *Phys. Rev. E* **95**, 22309 (2017).
- ³⁰S. K. Dwivedi and S. Jalan, *Phys. Rev. E* **87**, 042714 (2013).

³¹F.P. Kemeth, *et al.*, *Chaos* **26**, 094815 (2016).

³²S. Ghosh, A. Kumar, E. Schöll, A. Zakharova and S. Jalan, arXiv:1708.00809 (2017).

³³See Supplemental Material at [URL will be inserted by publisher] for time evolution of nodes for a multiplex network consisting of (I) two positively coupled layers (II) one positively coupled and negative layers.