

Symmetric Treatment Decomposition Of Spillover Effects

Ilya Shpitser

*Department of Computer Science
Johns Hopkins University
Baltimore, MD 21218, USA*

ILYAS@CS.JHU.EDU

Chan Park

*Department of Statistics and Data Science
The Wharton School, University of Pennsylvania
265 South 37th Street, Philadelphia, PA 19104, USA*

CHANPK@WHARTON.UPENN.EDU

Ryan M. Andrews

*Department of Epidemiology
Boston University
715 Albany Street, Boston, MA 02118, USA*

RYANA@BU.EDU

Eric J. Tchetgen Tchetgen

*Department of Statistics and Data Science
The Wharton School, University of Pennsylvania
265 South 37th Street, Philadelphia, PA 19104, USA*

ETT@WHARTON.UPENN.EDU

Editor: Peter Spirtes

Abstract

Classical causal inference assumes treatments meant for a given unit do not have an effect on other units. This assumption is violated in *interference problems*, where new types of spillover causal effects arise, and causal inference becomes much more difficult. In addition, interference introduces a unique complication where variables may transmit treatment influences to each other, which is a relationship that has some features of a causal one, but is symmetric.

In this paper, we develop a new approach to decomposing the spillover effect into unit-specific components that extends the DAG based treatment decomposition approach to mediation of Robins and Richardson to causal models that admit stable symmetric relationships among variables in a network. We discuss two interpretations of such models: a network structural model interpretation, and an interpretation based on equilibrium of structural equation models discussed in (Lauritzen and Richardson, 2002). We show that both interpretations yield identical identification theory, and give conditions for components of the spillover effect to be identified.

We discuss statistical inference for identified components of the spillover effect, including a maximum likelihood estimator, and a doubly robust estimator for the special case of two interacting outcomes. We verify consistency and robustness of our estimators via a simulation study, and illustrate our method by assessing the causal effect of education attainment on depressive symptoms using the data on households from the Wisconsin Longitudinal Study.

Keywords: chain graphs; graphical models; interference; mediation analysis; semi-parametric inference

1. Introduction

A standard assumption in causal inference is absence of unit interference, which asserts that giving treatment to a particular unit only affects the response of that unit. While a sensible assumption in many statistical applications, there are settings where this assumption is not reasonable. A classic example from infectious disease epidemiology is herd immunity: vaccinating a subset of a population may grant immunity to the unvaccinated members of the population.

The presence of interference introduces a number of conceptual difficulties. First, unlike classical causal inference, variables associated with experimental units can no longer be viewed as independent realizations of some underlying distribution. Second, new types of causal effects called *spillover effects* arise, which quantify the degree to which treatments for one unit affect the outcome of another unit. Like total causal effects from classical causal inference, it may be of scientific interest to decompose spillover effects into direct and indirect components, and more generally into components that arise due to unit interactions in a network.

In the context of infectious disease epidemiology, the direct and indirect components of the spillover effect are called the *infectiousness effect*, and the *contagion effect*, respectively (VanderWeele et al., 2012). In the context of data-driven online marketing, decomposing the effect of an advertisement on purchasing or voting behavior of a set of people forming a social network into a set of unit-specific components may also be of substantive interest. In particular, the magnitude of these unit-specific effects can help quantify which sorts of people drive the overall response to an advertisement in a network.

Prior work has used ideas from the mediation analysis literature to obtain decompositions of spillover effects (VanderWeele et al., 2012). Such an approach is not appropriate in interference settings where unit outcomes do not form a natural causal ordering. We propose an alternative approach to the decomposition of spillover effects in interference problems that does not require such an ordering.

This approach is based on causal models that impose Markov restrictions represented by chain graphs (Lauritzen, 1996). We discuss two interpretations of such models: sampling of a structural equation model with feedback leading to an equilibrium (Lauritzen and Richardson, 2002), or a network structural model imposed on counterfactual distributions derived from a standard causal model defined on blocks of variables and represented by a directed acyclic graph (DAG). Using these models, we define a symmetric generalization of interventionist mediation analysis (Robins and Richardson, 2010; Robins et al., 2020).

1.1 A Motivating Example And Outline Of Contributions

We begin with an example described in (VanderWeele et al., 2012), and motivated by a study described in (Trollfors et al., 1998). In this hypothetical example, one-year-old children at a day care center are randomized to receive a vaccine (denoted by $A = a$) or placebo (denoted by $A = a'$) against a particular pathogen serotype prevalent in children attending day care. A number of questions may be of interest in such a study. A question of primary interest may be the causal effect of vaccination on pathogen colonization status in the child (denoted by Y_1). A secondary question would be a similar causal effect: that of vaccination on the pathogen colonization status in the care provider (e.g. mother) of the child, denoted by

Y_2 . Note that since the child and care provider live in the same household, the potential for disease spread implies the outcomes (Y_1, Y_2) should be modelled as dependent random variables. In other words, variable pairs pertaining to children and care providers should not be viewed as independent realizations of an underlying distribution, but as forming a dependent *dyad* data structure (Kenny et al., 2006).

In addition to variables explicitly mentioned, that is the treatment A , and the outcomes of the child/care provider dyad (Y_1, Y_2) , the study may also record a set of relevant baseline covariates \vec{C} , for both the child and the care provider. These covariates may be used to assign the vaccine or placebo treatment (corresponding to values of A) via a distribution $p(A | \vec{C})$ corresponding to a known design rule, or an assignment probability that must be learned from data.

Causal effects are often conceptualized via potential outcome random variables (Neyman, 1923; Rubin, 1976). For example, the potential outcome $Y_1(a)$ denotes colonization status in the child had, possibly contrary to fact, the child been vaccinated. Causal effects are generally defined using potential outcomes as contrasts on the mean scale. For instance, the *average causal effect (ACE)* of vaccination on colonization status of the child would be defined as: $\mathbb{E}[Y_1(a)] - \mathbb{E}[Y_1(a')]$, while the similar *average spillover effect* of vaccination of the child on colonization status of the care provider would be defined as $\mathbb{E}[Y_2(a)] - \mathbb{E}[Y_2(a')]$.

Decomposition of an established spillover effect into components is of interest in cases where these components can be isolated and have a substantive interpretation. In our example, the presence of an indirect component of the spillover effect, known as the contagion effect, indicates that vaccinating units directly lessens the chance of infection of those units, and thus the chance of those units passing the infection on. Similarly, the presence of a direct component of the spillover effect, known as the infectiousness effect, indicates that vaccinating units may modify the chance of infection in some other way, perhaps by suppressing more virulent strains from propagating.

There are two complementary views of causal relationships underlying variables in the example we outlined, which influence how the spillover effect and its components are defined, identified and estimated. The distinction between the two views concerns the causal relationships of A and \vec{C} and outcomes of the child and the caregiver: Y_1 and Y_2 . The modeling choice made in (VanderWeele et al., 2012) proceeds by assuming that a child’s caregiver is only likely to get infected with the pathogen through their child, who in turn would have obtained the infection from daycare. This assumption, which is sensible if the pathogen is a childhood disease such as pertussis, imposes a natural causal ordering where variables A and \vec{C} cause both Y_1 and Y_2 , and Y_1 causes Y_2 . A popular representation of causal models with variables that follow a known ordering is via directed acyclic graphs (DAGs). Such a graph for our model is shown in Fig. 1 (a), with vertices representing random variables in the problem, and directed edges between vertices meaning, in the sense to be made precise below, “direct causation.” In this view, spillover effects can be defined as standard causal effects, and direct and indirect components of the spillover effects can be defined using tools of mediation analysis, as described in (VanderWeele et al., 2012), and below.

However, this approach is less sensible for pathogens that could be caught by either the child or the caregiver (such as COVID-19), since there is no unambiguous causal order on the outcomes Y_1, Y_2 in such cases. A popular approach for causal models of this sort has

been developed in the partial interference literature (Hudgens and Halloran, 2008; Tchetgen Tchetgen and VanderWeele, 2012). In the partial interference view, outcome variables (Y_1, Y_2) (and their corresponding counterfactuals $(Y_1(a), Y_2(a))$) are defined *jointly* as a block, with no clear causal ordering on variables within the block.

In this paper, we show that the spillover effect, and its components can be formally represented as potential outcomes in causal models that do not require a total causal ordering on variables, and allow jointly defined counterfactuals of the above sort. In particular, we consider causal models allowing variable relationships that are symmetric, and stable (meaning that they remain invariant under interventions). We discuss two alternative versions of such models: a feedback process generated by structural equations (Lauritzen and Richardson, 2002), and a network structural model that places restrictions on potential outcomes represented by a directed acyclic graph (DAG) defined on blocks of variables. Both models imply Markov restrictions on counterfactual distributions that correspond to graphical models that allow both asymmetric (directed) and symmetric (undirected) relationships between variables Lauritzen (1996). An example of a graph associated with such models, called a *chain graph*, is shown in Fig. 1 (d). See (Lauritzen, 1996) and (Cox and Wermuth, 1993) for additional discussion of graphical models with symmetric relationships between variables.

We further show how these effects may be identified via a key assumption that generalizes assumptions made in interventionist mediation analysis (Robins and Richardson, 2010; Robins et al., 2020). In the dyadic context, we call the resulting identifying functional for direct and indirect components of the spillover effect *the symmetric mediation formula*, due to the fact that it can be viewed as an appropriate generalization of the mediation formula in DAG models (Pearl, 2011). In general network contexts, unit-specific effects we define may be viewed as natural analogues of general edge specific interventions arising in mediation analysis in DAGs (Shpitser and Tchetgen Tchetgen, 2016).

In addition, we demonstrate that identifying assumptions in our models impose restrictions on the observed data law, which leads to falsifiability (but not testability) of our models, a feature not present in the classical mediation setting. Finally, we consider estimation of functionals identifying components of spillover effects as an inference problem in statistical chain graph models. We derive maximum likelihood estimators that are straightforward to implement, as well as a semi-parametric doubly robust estimator for the symmetric mediation formula.

Finally, we apply our derived estimators to both a real-world example and simulated data. We use data taken from the Wisconsin Longitudinal Study, a longitudinal cohort of Wisconsin high school graduates and their spouses, to decompose the effect of educational attainment on depressive symptoms, taking into account covariates and likely interference between husband and wife pairs. To illustrate the behavior of our doubly robust estimator, we designed a simulation study for spillover effect components in both randomized treatment and non-randomized treatment settings.

2. Notation and Preliminaries

Here we describe the necessary preliminaries: causal models, mediation analysis, and extensions of causal models that permit reasoning about interference.

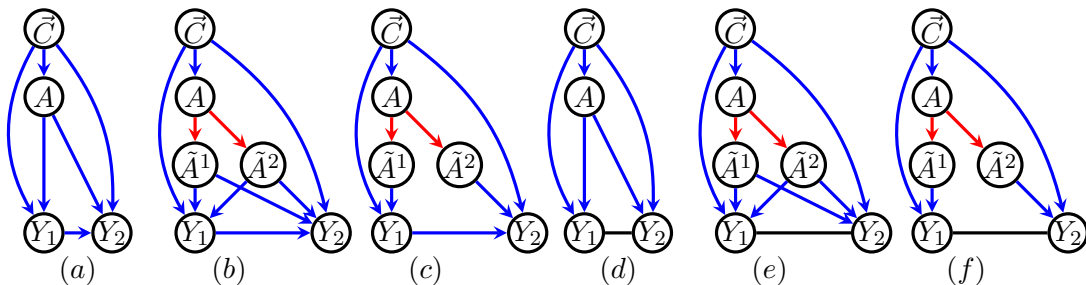


Figure 1: (a) A directed acyclic graph (DAG) representing a common causal model for mediation analysis. (b) An elaboration of the DAG in (a) that allows interventions on components of the treatment A . Red edges are deterministic. (c) A causal submodel of (b) considered in (Robins and Richardson, 2010) which represents a counterfactual used to define direct and indirect effects as a response to two edge-specific interventions. (d) A causal model representing a partial interference causal inference setting with a dyad outcome. (e) An elaboration of the graph in (d) that allows interventions on components of the treatment A . Red edges are deterministic. (f) A causal submodel of (e) which represents an interference counterfactual as a response to two dyad outcome specific interventions.

2.1 Classical Causal Inference

Causal inference aims to use realizations of the observed data distribution $p(\vec{V})$ to make inferences about parameters defined using potential outcome random variables. In our running example, a potential outcome $Y_1(a)$ denotes what would happen to the outcome Y_1 (the child’s colonization status) had the treatment A been set, possibly contrary to fact, to a (vaccination).

The difficulty with causal parameters such as the average causal effect (ACE) is that they are a function of responses that occur *contrary to fact*. The fundamental problem of causal inference is that we only observe the response actually assigned. A link between counterfactual contrasts such as the ACE, and observed data is typically made by means of the *consistency assumption* stating that observed Y and counterfactual $Y(a)$ are equal if it is the case that $A = a$, and additional assumptions forming a *causal model*, often conceptualized by means of directed acyclic graphs (DAGs), where vertices represent variables of interest, and directed edges represent direct causal relationships.

The DAG representing the causal model for the vaccination study example described in Section 1.1 is shown in Fig. 1 (a). Formally, such a model corresponds to a set of independence assumptions on potential outcome random variables. It is common to assume, explicitly or implicitly, the structural causal model (SCM) also known as the non-parametric structural equation model with independent errors (NPSEM-IE) of Pearl (2009). This model associates a set of variables and a set of vertices $\vec{V} = \{V_1, \dots, V_k\}$ in a DAG, and for each variable $V_i \in \vec{V}$ assumes a noise variable ϵ_{V_i} , and an arbitrary, invariant causal mechanism $f_{V_i} : \mathfrak{X}_{\text{pa}_{\mathcal{G}}(V_i) \cup \{\epsilon_{V_i}\}} \mapsto \mathfrak{X}_{V_i}$ mapping values of parents of V_i in the graph ($\text{pa}_{\mathcal{G}}(V_i)$) and

ϵ_{V_i} to values of V_i .¹ It is assumed f_{V_i} determines the value of V_i regardless of how the values of $\text{pa}_{\mathcal{G}}(V_i)$ were assigned. Moreover, it is assumed the noise variables are mutually independent: $p(\epsilon_{V_1}, \dots, \epsilon_{V_k}) = \prod_{i=1}^k p(\epsilon_i)$. The arbitrary nature of f_{V_i} justifies the word “non-parametric,” and this property justifies the phrase “independent errors” in the name of the model. Interventions are represented by replacing certain mechanisms by constant values.

The four variable example in Fig. 1 (a) is represented by four functions $f_{\vec{C}} : \mathfrak{X}_{\epsilon_{\vec{C}}} \mapsto \mathfrak{X}_{\vec{C}}$, $f_A : \mathfrak{X}_{\vec{C}, \epsilon_A} \mapsto \mathfrak{X}_A$, $f_{Y_1} : \mathfrak{X}_{\{\vec{C}, A, \epsilon_{Y_1}\}} \mapsto \mathfrak{X}_{Y_1}$, and $f_{Y_2} : \mathfrak{X}_{\{\vec{C}, A, Y_1, \epsilon_{Y_2}\}} \mapsto \mathfrak{X}_{Y_2}$. The intervention that sets A to a is conceptualized by replacing the structural equation f_A by a constant function \tilde{f}_A that outputs the value a , regardless of the input values of \vec{C} and ϵ_A .

An alternative definition of the NPSEM-IE model for a DAG \mathcal{G} with a vertex set \vec{V} , given in (Richardson and Robins, 2013), uses one step ahead counterfactuals of the form $V(\vec{a}_V)$, for any $\vec{a}_V \in \mathfrak{X}_{\text{pa}_{\mathcal{G}}(V)}$, to define all other variables, factual or counterfactual, using *recursive substitution*. Specifically, for any $\vec{A} \subseteq \vec{V}$, and any $\vec{a} \in \mathfrak{X}_{\vec{A}}$, we have for every $V \in \vec{V}$

$$V(\vec{a}) \equiv V(\vec{a}_{\text{pa}_{\mathcal{G}}(V)}, \{W(\vec{a}) : W \in \text{pa}_{\mathcal{G}}(V) \setminus \vec{A}\}) \quad (1)$$

In this definition, and subsequently, we will use a notation convention where for a subset \vec{S} of variables in \vec{A} , $\vec{a}_{\vec{S}}$ denotes a subset of values \vec{a} of \vec{A} pertaining to \vec{S} .

Given an arbitrary $V(\vec{a})$, recursive substitution (1) implies $V(\vec{a})$ is only a function of values \vec{a}^* in \vec{a} corresponding to elements in \vec{A} with a directed path to V not through other elements in \vec{A} . Such constraints are sometimes termed *exclusion restrictions*. As an example, $Y_1(a, y_2)$ in the DAG \mathcal{G} in Fig 1 (a) is only a function of a and not of y_2 .

Other restrictions defining the NPSEM-IE model are entailed by a set of assumptions on one-step-ahead counterfactuals, as a kind of causal version of the local Markov property. These assumptions state that

$$\text{“sets of variables in the set } \left\{ \{V(\vec{a}_V) \mid \vec{a}_V \in \mathfrak{X}_{\text{pa}_{\mathcal{G}}(V)}\} \mid V \in \vec{V} \right\} \text{ are mutually independent.}” \quad (2)$$

This assumption is equivalent to the independent errors assumption above. In Fig. 1 (a), this assumption states that the following sets of “cross-world” variables are mutually independent

$$\vec{C} \perp\!\!\!\perp \{A(\vec{c}) : \vec{c} \in \mathfrak{X}_{\vec{C}}\} \perp\!\!\!\perp \{Y_1(a, \vec{c}) : a \in \mathfrak{X}_A, \vec{c} \in \mathfrak{X}_{\vec{C}}\} \perp\!\!\!\perp \{Y_2(y_1, a, \vec{c}) : y_1 \in \mathfrak{X}_{Y_1}, a \in \mathfrak{X}_A, \vec{c} \in \mathfrak{X}_{\vec{C}}\}. \quad (3)$$

A weaker model known as the *finest fully randomized causally interpretable structured tree graph (FFRCISTG)* model for a DAG \mathcal{G} , described in (Robins, 1986), entails a weaker set of assumptions than (2)

$$\text{“variables in the set } \left\{ V(\vec{v}_{\vec{V}}) \mid V \in \vec{V} \right\} \text{ are mutually independent for any } \vec{v} \in \mathfrak{X}_{\vec{V}}.” \quad (4)$$

In Fig. 1 (a), this assumption states that the following sets of variables are mutually independent for any $\vec{v} \in \mathfrak{X}_{\vec{C} \cup \{A, Y_1, Y_2\}}$

$$\{\vec{C}, A(\vec{v}_{\vec{C}}), Y_1(\vec{v}_{\vec{C} \cup \{A\}}), Y_2(\vec{v}_{\vec{C} \cup \{A, Y_1\}})\}. \quad (5)$$

1. Here $\mathfrak{X}_{\vec{S}}$ denotes the state space of the set of variables \vec{S} .

Note that (4) is a subset of assumptions in (2), meaning that the NPSEM-IE is a submodel of the FFRCISTG model.

It has been shown in (Richardson and Robins, 2013) that (1) and (4) entail that the observed data law obeys the standard Markov factorization with respect to the DAG \mathcal{G}

$$p(\vec{V}) = \prod_{V \in \vec{V}} p(V(\text{pa}_{\mathcal{G}}(V))) = \prod_{V \in \vec{V}} p(V | \text{pa}_{\mathcal{G}}(V)), \quad (6)$$

and every interventional distribution of the form $p(\{W(\vec{a}) : W \in \vec{V} \setminus \vec{A}\})$ is identified by a truncated Markov factorization of \mathcal{G} known as the *g-formula*

$$p(\{W(\vec{a}) : W \in \vec{V} \setminus \vec{A}\}) = \prod_{V \in \vec{V} \setminus \vec{A}} p(V | \text{pa}_{\mathcal{G}}(V))|_{\{W=\vec{a}_W : W \in \text{pa}_{\mathcal{G}}(V) \cap \vec{A}\}}. \quad (7)$$

A simple consequence of (7) is that $\mathbb{E}[Y_1(a) - Y_2(a')]$ is identified in the causal model corresponding to Fig. 1 (a) via the *adjustment functional* $\mathbb{E}[\mathbb{E}[Y_1 | a, \vec{C}] - \mathbb{E}[Y_1 | a', \vec{C}]]$.

In the presence of hidden variables, not every interventional distribution is identified, and identification theory for identified interventional distributions becomes considerably more complicated. A graphical characterization with corresponding identification algorithms has been given in (Tian and Pearl, 2002; Shpitser and Pearl, 2006a; Huang and Valtorta, 2006; Shpitser and Pearl, 2006b). A reformulation of these identification algorithms that synthesize graphical and potential outcomes based approaches to causal inference are given in (Malinsky et al., 2019; Shpitser et al., 2020).

2.2 Mediation Analysis Via Treatment Decomposition

Given the overall effect, as quantified by the ACE, we may wish to decompose it into a direct effect and an indirect effect (mediated by a third variable on a causal pathway from treatment to outcome), or more generally into effects associated with bundles of causal pathways connecting the treatment and the outcome. Defining such a decomposition and recovering it from observed data is the goal of mediation analysis.

Here we describe an interventionist formulation of mediation analysis outlined in (Robins and Richardson, 2010), where direct, indirect, and path-specific effects are conceptualized as counterfactual responses to interventions on *treatment components*. This formulation uses ordinary intervention operations, and assumptions on counterfactuals defined by such operations. An alternative approach, based on nested counterfactuals, is outlined in (Robins and Greenland, 1992), while identification strategies for direct and indirect effects defined in (Robins and Greenland, 1992) based on often difficult to justify “cross-world” independence assumptions is described in (Pearl, 2001) and (Shpitser, 2013).

Consider as an example a hypothetical study of the effect of smoking on health, where smoking (A) affects a health outcome Y_2 either directly via smoke inhalation or indirectly via nicotine content, mediated by cardiovascular disease Y_1 . Note that while both components of the treatment are present in smokers and absent in non-smokers, we can imagine intervening on these components separately, by means of smokeless cigarettes or nicotine patches; see discussion in Section 5 of Robins and Richardson (2010).

We can represent these treatment components explicitly in an expanded causal diagram obtained from Fig. 1 (a), shown in Fig. 1 (b), where components of the treatment are

“copies” \tilde{A}^1, \tilde{A}^2 of A that in ordinary circumstances (represented by data elements obtained from the study) have the same value as A , but whose values can in principle be set separately. The larger causal model can be viewed as a FFRCISTG model with a deterministic relationship between \tilde{A}^1, \tilde{A}^2 and A . While variables \tilde{A}^1 and \tilde{A}^2 share the state space with A by construction, to avoid confusion we will denote values of the former by \tilde{a}^1 and \tilde{a}^2 , and the latter by a .

Without further assumptions, the existence of components \tilde{A}^1, \tilde{A}^2 of A , both of which influences M and Y preclude identification of any causal contrast which sets these components to distinct values. This is due to the fact that the observed data exhibits a *positivity violation*, where the values of \tilde{A}^1 and \tilde{A}^2 always coincide. Thus, no information is available in the observed data on situations where these values no longer coincide. However, Fig. 1 (c) which represents a refinement of the causal model in Fig. 1 (b), posits, in addition to treatment components, additional restrictions described below, corresponding to missing edges between \tilde{A}^1 and Y_2 and \tilde{A}^2 and Y_1 .

Though it might appear that Fig. 1 (c) is a simple recoding of Fig. 1 (a), this is not the case, and the models entail different assumptions. In particular, NPSEM-IE assumptions in (2) applied to Fig. 1 (a) imply an untestable assumption ($Y_2(a, y_1) \perp\!\!\!\perp Y_1(a') \mid \vec{C}$). On the other hand, assumptions implied by Fig. 1 (c) contain the following exclusion restrictions:

$$p(Y_2(\tilde{a}^1, \tilde{a}^2) = y_2 \mid Y_1(\tilde{a}^1, \tilde{a}^2) = y_1, \vec{C} = \vec{c}) \text{ is only a function of } y_2, y_1, \tilde{a}^2, \vec{c} \quad (8)$$

$$p(Y_1(\tilde{a}^1, \tilde{a}^2) = y_1 \mid \vec{C} = \vec{c}) \text{ is only a function of } y_1, \tilde{a}^1, \vec{c}, \quad (9)$$

for any values $\tilde{a}^1, \tilde{a}^2 \in \mathfrak{X}_A$. These assumptions are *testable in principle* by an experiment that intervenes on components \tilde{A}^1, \tilde{A}^2 of A in the model in Fig. 1 (c). Note that assumptions (8) and (9) follow from both the NPSEM-IE and FFRCISTG interpretations of Fig. 1 (c), though the latter weaker interpretation always suffices to obtain them. Note also that the assumption ($Y_2(\tilde{a}, y_1) \perp\!\!\!\perp Y_1(\tilde{a}') \mid \vec{C}$) will also hold under either the NPSEM-IE or the FFRCISTG interpretation of Fig. 1 (c), whereas this assumption will only hold under the NPSEM-IE interpretation of Fig. 1 (a). As noted above, this assumption is untestable under the NPSEM-IE corresponding to Fig. 1 (a), but becomes testable under either the FFRCISTG or the NPSEM-IE interpretation of Fig. 1 (c) since it is possible, in principle, to set \tilde{A}^1, \tilde{A}^2 to different values, even if in the observed data the values of these variables always coincide. See Section 3.6 in (Robins et al., 2020) for additional discussion.

Assumptions (8) and (9) imply that equation (6) for the observed data law of the FFRCISTG model of Fig. 1 (c) is

$$p(Y_1, Y_2, \tilde{A}^1, \tilde{A}^2, A, \vec{C}) = p(Y_2 \mid Y_1, \tilde{A}^2, \vec{C})p(Y_1 \mid \tilde{A}^1, \vec{C})p(\tilde{A}^1 \mid A)p(\tilde{A}^2 \mid A)p(A \mid \vec{C})p(\vec{C}), \quad (10)$$

where factors $p(\tilde{A}^1 \mid A)$ and $p(\tilde{A}^2 \mid A)$ are deterministic.

The key idea behind the treatment decomposition approach to mediation is to consider a contrast between the response to a treatment value, for example $Y_2(a)$, and a response to a hypothetical experiment where one treatment component is set to an active value, while another is set to a baseline value, yielding a counterfactual such as $Y_2(\tilde{a}^1, \tilde{a}^{2'})$. In the model corresponding to Fig. 1 (c), the intuition is that setting the treatment component \tilde{A}^2 to baseline “turns off” the direct causal pathway from A to Y_2 and leaves active the indirect causal pathway from A to Y_2 mediated by Y_1 . Given this intuition, we can define an direct effect contrast as

$$\mathbb{E}[Y_2(\tilde{a}^1, \tilde{a}^2)] - \mathbb{E}[Y_2(\tilde{a}^1, \tilde{a}^{2'})] \quad (11)$$

(subtracting off the counterfactual where the direct path is “turned off” from the counterfactual where it is active), and an indirect effect contrast as

$$\mathbb{E}[Y_2(\tilde{a}^1, \tilde{a}^{2'})] - \mathbb{E}[Y_2(\tilde{a}^{1'}, \tilde{a}^{2'})] \quad (12)$$

(subtracting off the counterfactual where all paths are “turned off” from one where only the indirect path mediated by Y_1 is active). The ACE decomposes into a sum of these contrasts, by a simple telescoping argument:

$$\begin{aligned} \mathbb{E}[Y_2(a)] - \mathbb{E}[Y_2(a')] &= \mathbb{E}[Y_2(\tilde{a}^1, \tilde{a}^2)] - \mathbb{E}[Y_2(\tilde{a}^{1'}, \tilde{a}^{2'})] \\ &= (\mathbb{E}[Y_2(\tilde{a}^1, \tilde{a}^{2'})] - \mathbb{E}[Y_2(\tilde{a}^{1'}, \tilde{a}^{2'})]) + (\mathbb{E}[Y_2(\tilde{a}^1, \tilde{a}^2)] - \mathbb{E}[Y_2(\tilde{a}^1, \tilde{a}^{2'})]). \end{aligned}$$

By definition, a and a' are equivalent to $(\tilde{a}^1, \tilde{a}^2)$ and $(\tilde{a}^{1'}, \tilde{a}^{2'})$.

Given this set of assumptions, it is straightforward to verify the following identifying functionals for the direct and indirect effects:

$$\begin{aligned} \mathbb{E}[Y_2(\tilde{a}^1, \tilde{a}^2)] - \mathbb{E}[Y_2(\tilde{a}^1, \tilde{a}^{2'})] &= \sum_{y_1, \vec{c}} \mathbb{E}[Y_2|Y_1 = y_1, \tilde{a}^2, \vec{C} = \vec{c}]p(Y_1 = y_1|\tilde{a}^1, \vec{C} = \vec{c})p(\vec{C} = \vec{c}) \\ &\quad - \mathbb{E}[Y_2|Y_1 = y_1, \tilde{a}^{2'}, \vec{C} = \vec{c}]p(Y_1 = y_1|\tilde{a}^1, \vec{C} = \vec{c})p(\vec{C} = \vec{c}), \quad (13) \end{aligned}$$

$$\begin{aligned} \mathbb{E}[Y_2(\tilde{a}^1, \tilde{a}^{2'})] - \mathbb{E}[Y_2(\tilde{a}^{1'}, \tilde{a}^{2'})] &= \sum_{y_1, \vec{c}} \mathbb{E}[Y_2|Y_1 = y_1, \tilde{a}^{2'}, \vec{C} = \vec{c}]p(Y_1 = y_1|\tilde{a}^1, \vec{C} = \vec{c})p(\vec{C} = \vec{c}) \\ &\quad - \mathbb{E}[Y_2|Y_1 = y_1, \tilde{a}^{2'}, \vec{C} = \vec{c}]p(Y_1 = y_1|\tilde{a}^{1'}, \vec{C} = \vec{c})p(\vec{C} = \vec{c}), \quad (14) \end{aligned}$$

where $a = \tilde{a}^1 = \tilde{a}^2$ and $a' = \tilde{a}^{1'} = \tilde{a}^{2'}$. The resulting functionals are known as the *mediation formula* (Pearl, 2011), and may be viewed as a modified version of the g-formula (7), where different factors are evaluated at different values of the treatment A . Recall that the g-formula itself is a modified factorization of a DAG.

2.3 Partial Interference And Spillover Effects

We now describe extensions of causal models to interference problems, meant to represent studies where experimental units do not yield independent identically distributed data, but instead yield data where units can be grouped into blocks. In such problems, units across blocks are assumed to be independent, while units within blocks are assumed to be potentially dependent. Assume we are analyzing data from a randomized controlled trial with B blocks with N labelled units each.

We are interested in effects of treatments applied to a certain subset of units on outcomes for another subset of units. Obtaining spillover effects of child vaccinations on mothers is an example of such a setting. In addition, we may be interested in obtaining summaries of effects averaged over all units in a network, which are called *network average effects*.

We will denote realizations associated with a unit n in block b as \vec{v}_n^b . We view values \vec{v}_n^b ($b = 1, \dots, B$) for every unit n as i.i.d. realizations of a single set of random variables \vec{V}_n representing aspects of the n th unit in the network. Denote all variables for all units in the network as $\vec{V} \equiv (\vec{V}_1, \dots, \vec{V}_N)$, with $\vec{A} \subseteq \vec{V}$ denoting treatments, and $\vec{Y} \subseteq \vec{V}$ denoting outcomes by convention, with \vec{A}_n, Y_n denoting treatments and outcome for unit n , respectively.

For any value assignment \vec{a} , denote $Y_n(\vec{a})$ to be the random variable potential response of unit n to variables $\vec{A} = \{\vec{A}_1, \dots, \vec{A}_N\}$ being set, possibly contrary to fact, to

values \vec{a} . This notation emphasizes that the response of unit n may depend on treatment values not only of unit n , but other units in the network. For the moment, we allow treatments within a single block to affect units within that block in an arbitrary way.

Following Halloran and Struchiner (1995) and Tchetgen Tchetgen and VanderWeele (2012), we define the *main effect*² (on the mean difference scale) of treatments \vec{A}_n on Y_n as

$$\text{ME}_n(\vec{a}_{-n}, \vec{1}, \vec{0}) \equiv \mathbb{E}\{Y_n(\vec{a}_{-n}, a_n = \vec{1})\} - \mathbb{E}\{Y_n(\vec{a}_{-n}, a_n = \vec{0})\},$$

where $\vec{1}$ and $\vec{0}$ are sets of active and baseline treatment values, and \vec{a}_{-n} is all values in a treatment value assignment \vec{a} other than a_n , the value assignment for unit n . Similarly, we define the *spillover effect* (on the mean difference scale) of treatments *other than* \vec{A}_n on Y_n as

$$\text{SE}_n(\vec{a}_{-n}, \vec{a}'_{-n}, 0) \equiv \mathbb{E}\{Y_n(\vec{a}_{-n}, a_n = 0)\} - \mathbb{E}\{Y_n(\vec{a}'_{-n}, a_n = 0)\}.$$

Given a fixed set of active treatments $\vec{a} = \vec{1}$ and a fixed set of baseline treatments $\vec{a}' = \vec{0}$ the network average versions of the main effect and the spillover effect are defined in the natural way as

$$\text{NAME}(\vec{a}, \vec{a}') \equiv \frac{1}{N} \sum_{n=1}^N \text{ME}_n(\vec{a}_{-n}, \vec{a}_n, \vec{a}'_n); \quad \text{NASE}(\vec{a}, \vec{a}') \equiv \frac{1}{N} \sum_{n=1}^N \text{SE}_n(\vec{a}_{-n}, \vec{a}'_{-n}, a'_n).$$

3. The Symmetric Spillover Effect Decomposition

Using standard mediation analysis to model direct and indirect components of the spillover effect runs into difficulties in settings where a sensible causal ordering on variables for different units may not exist. For example, an endemic disease may infect the child’s caretaker first, or the child first. Such situations thus cannot be represented with DAG models, as such models assume a valid causal ordering. This difficulty is perhaps resolvable if we are able to collect very detailed information on the temporal order in which variables influence each other (perhaps representing fine grained temporal information on infection transmission in our example). Problems where such information is available can be well-modeled by a DAG “unrolled” in time. See (Martinussen and Stensrud, 2021) for one approach to mediation analysis in such cases.

This approach is also sometimes taken in the analysis of longitudinal data with interference (Ogburn and VanderWeele, 2014). However, in practice such detailed temporal information is rarely available, and instead information on outcomes is collected in such a way that detailed information on transmission dynamics is lost. This means we cannot use standard causal models representable by DAGs, such as the NPSEM-IE in most settings we are interested in, where we wish to define the decomposition of *any* spillover effect within a block of units in a coherent way, such that any outcome may act either as a mediator or an outcome.

We propose a new modeling approach to such situations by extending the treatment decomposition approach to mediation analysis (Robins and Richardson, 2010; Robins et al., 2020) using causal models that yield interventional and observational distributions Markov

2. This effect is sometimes called the *direct effect* in the interference literature. Here we eschew this term to avoid confusion with direct effects in mediation analysis.

with respect to chain graphs (Lauritzen, 1996). Such distributions may be obtained as equilibria obtained from sampling certain types of structural equation (equivalently counterfactual) models, as described in (Lauritzen and Richardson, 2002). Alternatively, Markov restrictions may be imposed directly on distributions derived from causal models associated with directed acyclic graphs (DAGs), where individual vertices in DAGs represent vectors of variables. We refer to both types of models as *causal chain graph models*, since they both induce distributions that obey Markov properties associated with chain graphs (Lauritzen, 1996), though their substantive interpretations are different.

3.1 Representation of Interference Problems With Chain Graph Models

For purposes of illustration, we will consider a partial interference setting where we wish to decompose spillover effects in a set of N labelled units forming a network, where each unit n contains a set of baseline covariates \vec{C}_n , a treatment variable A_n , and an outcome Y_n . This network is represented by an undirected graph \mathcal{N} , with vertices corresponding to units, and edges corresponding to “network ties,” such as friendship or family links. In a graph \mathcal{N} with undirected edges, the set of vertices sharing an undirected edge with a vertex Y_i will be denoted by $\text{nb}_{\mathcal{N}}(Y_i)$ (neighbors of Y_i). A simple example of such a network on four units is shown in Fig. 2 (a), where $\text{nb}_{\mathcal{N}}(2) = \{1, 3\}$.

To model interference, we allow baseline covariates \vec{C}_n and treatments A_n of any unit n to affect variables of other units in the network. A common approach is to allow any unit’s variables to influence any other units’ variables, and obtain identification by generalizing common identifying assumptions in causal inference to network settings. An example of such assumptions is the network version of conditional ignorability, which states that $(\vec{Y}(\vec{a}) \perp\!\!\!\perp \vec{A} \mid \vec{C})$ for every set of values \vec{a} , along with network versions of positivity: $p(\vec{A} \mid \vec{C}) > 0$, and consistency: $\vec{Y}(\vec{A}) = \vec{Y}$ (Tchetgen Tchetgen et al., 2020). Such assumptions may be represented by a causal DAG in Fig. 2 (b), where baseline factors, treatments, and outcomes of every unit are collected into three vector-valued variables: \vec{C} , \vec{A} , and \vec{Y} , respectively.

While above assumptions suffice for identification and estimation if multiple i.i.d. realizations from the network are available, in high dimensional settings, or in settings with low sample sizes (with the extreme case of a *single* sample being the subject of *full interference* problems (Tchetgen Tchetgen et al., 2020)) additional structural assumptions are needed for inference.

For many types of network data, a reasonable assumption would be that variables of any unit n are only influenced by variables of their neighbors in \mathcal{N} . If these additional causal relationships among variables of neighboring units obey the causal order of variables, where \vec{C}_n precede A_n , and both precede Y_n , the resulting model corresponds to a causal DAG on labelled units, shown in Fig. 2 (c).

However, a disadvantage of such a model is that it imposes independences among outcomes that are not realistic in applications. In particular, in the graph in Fig. 2 (c), outcomes of all units (even units that are neighbors in the network) are independent conditional on treatments and covariates. Such restrictions are difficult to justify in many settings where substantial sources of network homophily are suspected to exist (Shalizi and Thomas, 2011). Chain graph (CG) models provide an approach for relaxing unrealistic restrictions among

variables, and may be viewed as a tradeoff between two kinds of causal models for interference problems: realistic but difficult to work with models that treat a network as inducing unrestricted blocks of variables as shown in Fig. 2 (b) (Hudgens and Halloran, 2008), and sparse and tractable, but substantively less realistic DAG models as shown in Fig. 2 (c) (Ogburn and VanderWeele, 2014).

Chain graphs (CGs) that represent models we will discuss are mixed graphs with directed edges (\rightarrow), representing causal relationships, and undirected edges ($-$), representing symmetric relationships induced by the network. Other types of mixed graphs and their associated models, suitable for representing unobserved confounding between units or within variables of a unit are described in (Richardson and Spirtes, 2002; Evans and Richardson, 2013; Richardson et al., 2023).

We use the network in Fig. 2 (a) to illustrate two alternative interpretations of causal CG models, with the corresponding CG shown in Fig. 2 (d). To simplify the presentation, we discuss differences between DAG models and CG models only with respect to the block \vec{Y} . Note that each element $\vec{C}_n \in \vec{C}$ has no direct causes (parents), whereas the direct causes (parents) of every element $A_n \in \vec{A}$ are $\vec{C}_{\text{nb}_{\mathcal{N}}(n) \cup \{n\}}$. Unlike the DAG model shown in Fig. 2 (c), any outcome $Y_n \in \vec{Y}$ has both parents $\text{pa}_{\mathcal{G}}(Y_n)$ equal to $\vec{C}_{\text{nb}_{\mathcal{N}}(n) \cup \{n\}} \cup \vec{A}_{\text{nb}_{\mathcal{N}}(n) \cup \{n\}}$, and neighbors $\text{nb}_{\mathcal{G}}(Y_n)$ equal to $\vec{Y}_{\text{nb}_{\mathcal{N}}(n)}$.

Just as in a DAG model, missing edges among elements in \vec{Y} , and missing directed edges into \vec{Y} in the CG in Fig. 2 (d) are associated with restrictions on the counterfactual distribution $p(\vec{Y}(\vec{a}, \vec{c})) = p(\{Y_n(\vec{a}, \vec{c}) : Y_n \in \vec{Y}\})$. One approach of obtaining these restrictions is via a chain graph generalization of DAG structural equation models described in (Lauritzen and Richardson, 2002).

In these models, every variable Y_n is assumed to have an independent noise variable ϵ_{Y_n} invariant causal mechanism $f_{Y_n} : \mathfrak{X}_{\text{pa}_{\mathcal{G}}(Y_n) \cup \text{nb}_{\mathcal{G}}(Y_n) \cup \{\epsilon_{Y_n}\}} \mapsto \mathfrak{X}_{Y_n}$. In other words, f_{Y_n} maps values of parents and neighbors of Y_n in \mathcal{G} , as well as ϵ_{Y_n} to values of Y_n . Importantly, just as in DAG models, f_{Y_n} acts as an invariant mechanism and does not change regardless of whether inputs were observed to hold, or were set by intervention.

Given a set of values \vec{c}, \vec{a} , the counterfactual distribution $p(\vec{Y}(\vec{a}, \vec{c}))$ representing responses of \vec{Y} had \vec{A}, \vec{C} been set to \vec{a}, \vec{c} , is obtained as an equilibrium distribution of a stochastic process defined using the set of structural equations $\{f_{Y_n} : Y_n \in \vec{Y}\}$, and noise variables $\{\epsilon_{Y_n} : Y_n \in \vec{Y}\}$. A number of such processes are discussed in (Lauritzen and Richardson, 2002), the simplest being a Gibbs sampler which uses conditional distributions $p(Y_n | \text{pa}_{\mathcal{G}}(Y_n) \cup \text{nb}_{\mathcal{G}}(Y_n))$, for every $Y_n \in \vec{Y}$ evaluated at appropriate subsets of values in \vec{c}, \vec{a} . Each such conditional may be obtained in a straightforward way from f_{Y_n} and ϵ_{Y_n} .

It follows as a special case of results in (Lauritzen and Richardson, 2002) that if all \vec{c}, \vec{a} were intervened on, the distribution $p(\vec{Y}(\vec{a}, \vec{c}))$ that is obtained as the equilibrium distribution of the Gibbs sampler obeys the following Markov restrictions

$$\begin{aligned} p(y_n(\vec{c}, \vec{a}) | \{y_k(\vec{c}, \vec{a}) : k \neq n\}) &= p(y_n(\vec{c}, \vec{a}) | \{y_k(\vec{c}, \vec{a}) : Y_k \in \text{nb}_{\mathcal{G}}(Y_n)\}) \\ &= g(y_n, \{y_k : Y_k \in \text{nb}_{\mathcal{G}}(Y_n)\}, \{a_k, \vec{c}_k : A_k, \vec{C}_k \in \text{pa}_{\mathcal{G}}(Y_n)\}), \end{aligned} \tag{15}$$

for each n , where $y_n(\vec{c}, \vec{a})$ is a shorthand for an event $Y_n(\vec{c}, \vec{a}) = y_n$.

In words, this states that in the distribution $p(\vec{Y}(\vec{a}, \vec{c}))$ each counterfactual outcome $Y_n(\vec{c}, \vec{a})$ is conditionally independent of any outcome that isn't a neighbor of Y_n conditional

on outcomes that are neighbors of Y_n . In addition, for each Y_n , the conditional distribution $p(Y_n(\vec{a}, \vec{c}) \mid \{Y_m(\vec{a}, \vec{c}) : Y_m \in \vec{Y} \setminus \{Y_n\}\})$ only depends on $\{Y_m(\vec{a}, \vec{c}) \mid Y_m \in \text{nb}_{\mathcal{G}}(Y_n)\}$, and the subset of values of \vec{c}, \vec{a} that have a direct causal influence on Y_n , namely those in $\text{pa}_{\mathcal{G}}(Y_n)$.

Furthermore, since results in (Lauritzen and Richardson, 2002) imply that $p(\vec{Y}(\vec{a}, \vec{c})) = p(\vec{Y}(\vec{a}) \mid \vec{c})$, the restrictions in (15) may be rephrased as:

$$\begin{aligned} p(y_n(\vec{a}) \mid \vec{c}, \{y_k(\vec{a}) : k \neq n\}) &= p(y_n(\vec{a}) \mid \vec{c}, \{y_k(\vec{a}) : Y_k \in \text{nb}_{\mathcal{G}}(Y_n)\}) \\ &= g(y_n, \{y_k : Y_k \in \text{nb}_{\mathcal{G}}(Y_n)\}, \{a_k, \vec{c}_k : A_k, \vec{C}_k \in \text{pa}_{\mathcal{G}}(Y_n)\}), \end{aligned} \tag{16}$$

for each n , where $y_n(\vec{a})$ is a shorthand for an event $Y_n(\vec{a}) = y_n$.

Unlike causal DAG models, independences or potential dependences among outcomes in \vec{Y} are symmetric in the sense that they cannot be associated with a total ordering on variables. Furthermore, dependences among outcomes are induced by a stochastic process operating using causal mechanisms that remain invariant after interventions (in this case interventions on \vec{A}, \vec{C}). In this sense, these symmetric dependences are invariant in the same sense that causal relationships are invariant in a structural equation model of a DAG.

The advantage of the stochastic process interpretation for causal chain graphs described in (Lauritzen and Richardson, 2002) and outlined above is it provides a clear generalization of structural equation models for DAGs, while allowing for symmetric relationships between variables. The disadvantage is that causal models with these semantics can only reasonably be applied in settings where underlying dynamics creating observational distributions and distributions corresponding to responses to interventions involve an appropriate stochastic process.

An alternative approach that eschews equilibrium semantics starts with an unrestricted distribution over the counterfactual outcomes $\vec{Y}(\vec{a}, \vec{c})$ and imposes restrictions (15) implied by the network as a *network structural model (NSM)*. Common examples of structural models are *marginal structural models (MSMs)* that impose restrictions on a marginal counterfactual distribution, and *structural nested models (SNMs)* that impose restrictions on a counterfactual blip function (Robins, 1999). In this approach, CG causal models arise from a standard DAG model where vertices correspond to blocks of units, with further structural assumptions within blocks imposed by the NSM recovering the CG Markov property. Naturally, such an NSM ought to be substantively justified, just as all structural models ought to be. Such a justification may involve appealing to the network of units inducing a screening off property, where neighbors of a unit in a network screen off variables of that unit from variables of other units in the network in a particular way.

Both the DAG model corresponding to Fig. 2 (c), and the CG models corresponding to Fig. 2 (d) are submodels of the model corresponding to Fig. 2 (b), where the network version of conditional ignorability holds. As a result, the counterfactual distribution $p(\vec{Y}(\vec{a}))$, which can be used to define causal effects on the network, is identified in both models by the adjustment functional: $p(\vec{Y}(\vec{a})) = \sum_{\vec{c}} p(\vec{Y}(\vec{a}, \vec{c}) \mid \vec{c}) p(\vec{c})$.

If $p(\vec{Y}(\vec{a}, \vec{c})) = p(\vec{Y}(\vec{a}) \mid \vec{c})$ is a positive distribution, restrictions in (15) imply that $p(\vec{Y}(\vec{a}, \vec{c})) = p(\vec{Y}(\vec{a}) \mid \vec{c})$ further obeys the *conditional Markov random field (CMRF)* factorization by the conditional version of the Hammersley-Clifford theorem. A conditional extension of the proof of this theorem in (Lauritzen, 1996) is found in (Shpitser, 2023).

This factorization associates factors with cliques (pairwise connected subsets of vertices) in the undirected graph obtained from \mathcal{G} by restricted it to vertices in \vec{Y} and edges among

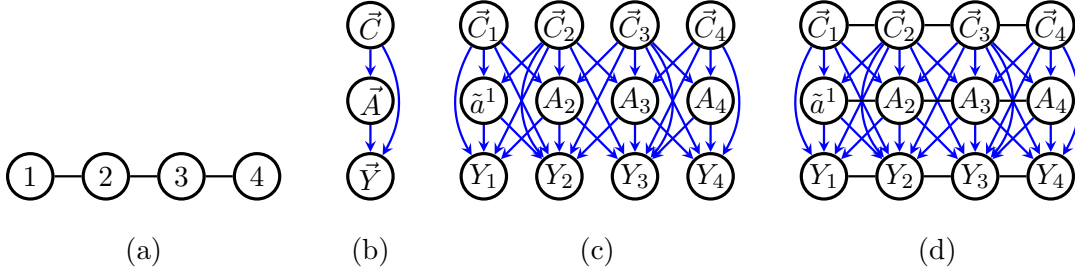


Figure 2: (a) An undirected graph representing friendship ties in a simple four unit network. (b) A causal DAG model representing partial interference among units forming a network in (a), where baseline covariates, treatments, and outcomes of all units are treated as single variables. (c) A causal model imposing additional network restrictions on the model in (b) that may be represented as a causal DAG. (d) A causal model imposing additional network restrictions on the model in (b) that may be represented as a chain graph.

them. We denote the set of all such cliques by $\mathcal{C}_{\vec{Y}}$. The CMRF factorization is:

$$p(\vec{Y}(\vec{a}, \vec{c})) = p(\vec{Y}(\vec{a}) = \vec{y} \mid \vec{c}) = p(\{y_n : Y_n \in \vec{Y}\} \mid \vec{a}, \vec{c}) = \frac{1}{Z(\vec{c}, \vec{a})} \prod_{\vec{s} \in \mathcal{C}_{\vec{Y}}} \phi_{\vec{s}}(\vec{s}, \vec{w}_{\vec{s}}), \quad (17)$$

where $\vec{w}_{\vec{s}}$ is defined to be the set of values $\{\vec{c}_k, a_m : \vec{C}_k, A_m \in \bigcap_{S \in \vec{s}} \text{pa}_G(\vec{S})\}$, and values \vec{s} for every clique factor $\phi_{\vec{s}}(\vec{s}, \vec{w}_{\vec{s}})$ are consistent with $\{y_n : Y_n \in \vec{Y}\}$. Since $p(\vec{Y}(\vec{a}, \vec{c})) = p(\vec{Y}(\vec{a}) \mid \vec{c})$ is identified as $p(\vec{Y} \mid \vec{a}, \vec{c})$, the CMRF factorization also applies to $p(\vec{Y} \mid \vec{a}, \vec{c})$, and the adjustment functional may be further rewritten as:

$$p(\vec{Y}(\vec{a})) = \sum_{\vec{c}} p(\vec{Y} \mid \vec{a}, \vec{c}) p(\vec{c}) = \sum_{\vec{c}} \left(\frac{1}{Z(\vec{c}, \vec{a})} \prod_{\vec{s} \in \mathcal{C}_{\vec{Y}}} \phi_{\vec{s}}(\vec{s}, \vec{w}_{\vec{s}}) \right) p(\vec{c}). \quad (18)$$

Identification theory in CG models follows from restrictions of the form (15), and thus is not affected by model interpretation. However, substantive interpretation of components of spillover effects differs depending on the CG model interpretation. We discuss this issue further below. We defer the discussion of general causal CG models, as well as general decompositions of the spillover effects in blocks of arbitrary size to the Appendix.

3.2 Interpretation of Missing Edges in Causal Chain Graph Models

Consider the counterfactual outcomes $\vec{Y}(\vec{a}, \vec{c})$ in the model shown in Fig. 2 (d). Under the equilibrium interpretation of causal CGs given in (Lauritzen and Richardson, 2002), absences of edges in this CG are interpreted as *individual level* restrictions. This is because restrictions on counterfactual or observed distributions due to absent edges are a logical consequence of restricted inputs to structural equations used to generate these distributions. For example, the missing edge from A_3 to Y_1 implies that the outcome $Y_1(\vec{a}, \vec{c})$ is not a function of values of A_3 for every individual in the data arising from this causal model. This

restriction arises from the fact the structural equation f_{Y_1} only has inputs C_1, C_2, A_1, A_2, Y_2 (along with similar restrictions on inputs for structural equations $f_{Y_2}, f_{Y_3}, f_{Y_4}$). Such an interpretation of missing edges is analogous to and a generalization of exclusion restrictions in causal DAG models (Richardson and Robins, 2013).

On the other hand, under the NSM interpretation of causal CGs outlined above, missing edges correspond to distribution level statements, since NSMs restrict counterfactual distributions, rather than structural equations. As an example, a causal CG under an NSM interpretation in Fig. 2 (d) imposes (15) on the distribution of $\vec{Y}(\vec{a}, \vec{c})$. This is consistent with the structural equation for the block variable \vec{Y} depending on all variables in $\vec{A} \cup \vec{C}$, provided this dependence still yields appropriate distribution level restrictions in (15). Thus, if we interpret edges as arising due to potential causal dependence induced by structural equations and their inputs, and absence of causal dependence due to absent inputs in structural equations, then the appropriate causal graph for the causal CG under the MSM interpretation is the ‘‘DAG of blocks’’ in Fig. 2 (b). In this view, Fig. 2 (d) does not represent the structure of the causal model, but does represent the Markov structure of the NSM imposed in addition to the causal model in Fig. 2 (b). In other words, just as is the case for causal DAG models, a single chain graph may correspond to very different causal models.

3.3 Symmetric Treatment Decomposition on a Two Outcome Example

Having described causal models associated with chain graphs for interference problems, we now generalize the treatment decomposition approach to mediation analysis advocated in (Robins and Richardson, 2010) and described above, to these models. We illustrate our proposal by reconceptualizing the dyadic partial interference setting of a vaccine trial discussed in Section 1.1, using an elaboration of the model in Fig. 1 (d).

In our example, we have blocks with two outcomes, Y_1 and Y_2 , a single treatment A administered to Y_1 , and a set of baseline factors \vec{C} . As before, we split A into two components \tilde{A}^1 and \tilde{A}^2 that always assume the same values in the observed data, but can in principle be intervened on separately. The CG corresponding to this elaboration of Fig. 1 (d) is shown in Fig. 1 (e). As was the case with DAGs, treatment decomposition without additional restrictions leads to a situation where any causal contrast where components \tilde{A}^1 and \tilde{A}^2 are intervened on to different values is not identified from the observed data, where the values of \tilde{A}^1 and \tilde{A}^2 must always coincide.

However, a refinement of the causal model in Fig. 1 (e) shown in Fig. 1 (f) posits, in addition to treatment components, a special case of restrictions in (15) corresponding to missing edges between \tilde{A}^1 and Y and \tilde{A}^2 and M :

$$p(Y_1(\tilde{a}^1, \tilde{a}^2, \vec{c}) = y_1 \mid Y_2(\tilde{a}^1, \tilde{a}^2, \vec{c}) = y_2) \text{ is only a function of } y_1, \tilde{a}^1, y_2, \vec{c} \quad (19)$$

$$p(Y_2(\tilde{a}^1, \tilde{a}^2, \vec{c}) = y_2 \mid Y_1(\tilde{a}^1, \tilde{a}^2, \vec{c}) = y_1) \text{ is only a function of } y_2, \tilde{a}^2, y_1, \vec{c}. \quad (20)$$

These restrictions may be viewed as symmetric versions of constraints (8) and (9), corresponding to Fig. 1 (c).

If $p(Y_1(\tilde{a}^1, \tilde{a}^2), Y_2(\tilde{a}^1, \tilde{a}^2) \mid \vec{c})$ (for $\tilde{a}^1 = \tilde{a}^2$) is positive, the above restrictions translate into the following special case of (17)

$$\begin{aligned} p(Y_1(\tilde{a}^1, \tilde{a}^2), Y_2(\tilde{a}^1, \tilde{a}^2) \mid \vec{c}) &= p(Y_1(a), Y_2(a) \mid \vec{c}) = p(Y_1, Y_2 \mid a, \vec{c}) \\ &= \frac{1}{Z(a, \vec{c})} \phi_{Y_1}(y_1, a, \vec{c}) \phi_{Y_2}(y_2, a, \vec{c}) \phi_{Y_1, Y_2}(y_1, y_2, \vec{c}), \end{aligned} \quad (21)$$

where a is consistent with $(\tilde{a}^1, \tilde{a}^2)$.

Missing edges from \tilde{A}^1 to Y_2 and from \tilde{A}^2 to Y_1 imply that the third term in (21) $\phi_{Y_1, Y_2}(y_1, y_2, \vec{c})$ is not a function of a . Since $p(Y_1(\tilde{a}^1, \tilde{a}^2), Y_2(\tilde{a}^1, \tilde{a}^2) \mid \vec{c})$ is identified and equal to $p(Y_1, Y_2 \mid a, \vec{c})$, this represents a testable restriction on the observed data distribution. We discuss the implications of this in Section 4.

Given a single treatment A meant for Y_1 , the spillover effect $\mathbb{E}[Y_2(a)] - \mathbb{E}[Y_2(a')]$ admits precisely the same decomposition into two components shown in (12) and (11) as the spillover effects in Section 2.2. As discussed in Section 2.2, these components had a natural mediation interpretation in a DAG model in Fig. 1 (c), since the *direct effect* (11) corresponds to a contrast where a treatment component \tilde{A}^2 of A directly causing Y_2 is changed, whereas the *indirect effect* corresponds to a contrast where a treatment component \tilde{A}^1 of A indirectly causing Y via a path $\tilde{A}^2 \rightarrow M \rightarrow Y$ is changed.

In a DAG model, the statement “ \tilde{A}^2 directly causes Y_2 ” has a natural interpretation as “values of \tilde{A}^2 serve as inputs for the structural equation producing values of Y_2 ,” while the statement “ \tilde{A}^1 indirectly causes Y_2 ” has a similarly natural interpretation as “there is a sequence of variables that starts at \tilde{A}^1 , ends at Y_2 , and each intermediate variable in the sequence is directly caused by a variable just before it in the chain.” This sense of “direct” and “indirect” is reflected in the modified DAG factorization corresponding to the mediation formula (13), (14), where values of \tilde{A}^2 occur in the Markov factor for Y_2 , while values of \tilde{A}^1 do not, and instead occur in the Markov factor for Y_1 , while Y_1 occurs in the Markov factor for Y_2 .

Notions of direct and indirect influence may be generalized to a CG model in Fig. 1 (f) under the stochastic process semantics in (Lauritzen and Richardson, 2002). Specifically, the statement “ \tilde{A}^2 directly causes Y_2 ” now means “values of \tilde{A}^2 serve as inputs for the structural equation producing values of Y_2 ,” and the statement “ \tilde{A}^1 indirectly causes Y_2 ” now means “there is a sequence of variables that starts at \tilde{A}^1 , ends at Y_2 , and each intermediate variable in the sequence is directly caused by a variable just before it in the chain.” Note, however, that in a CG model the existence of the above chain of variables establishing that \tilde{A}^1 indirectly causes Y_2 may not preclude some variables later in the chain from causing variables earlier in the chain, something that cannot happen in a DAG model. In addition, \tilde{A}^2 directly causing Y_2 may involve a stochastic process involving the structural equation for Y_2 rather than just the structural equation for Y_2 itself. In other words, direct causation is “less direct” in CG models compared to DAG models, and indirect causation in CG models does not necessarily impose a unique causal ordering on variables, unlike in DAG models.

In addition to a different interpretation for direct and indirect effects compared to the DAG model in Fig. 1 (c), the identifying functionals for counterfactuals involved are different

in the models in Fig. 1 (f). For example, $p(Y_2(\tilde{a}^1, \tilde{a}^{2'}) = y_2)$ is equal to:

$$\begin{aligned} & \sum_{y_1, \vec{c}} p(Y_2(\tilde{a}^1, \tilde{a}^{2'}) = y_2, Y_1(\tilde{a}^1, \tilde{a}^{2'}) = y_1 | \vec{C} = \vec{c}) p(\vec{C} = \vec{c}) \\ &= \sum_{y_1, \vec{c}} p(Y_2 = y_2, Y_1 = y_1 | \tilde{a}^1, \tilde{a}^{2'}, \vec{C} = \vec{c}) p(\vec{C} = \vec{c}) \\ &= \sum_{y_1, \vec{c}} \frac{\phi_{Y_1, Y_2, \vec{C}}(y_1, y_2, \vec{c}) \phi_{Y_1, \tilde{a}^1, \vec{C}}(y_1, \tilde{a}^1, \vec{c}) \phi_{Y_2, \tilde{a}^{2'}, \vec{C}}(y_2, \tilde{a}^{2'}, \vec{c})}{Z(\tilde{a}^1, \tilde{a}^{2'}, \vec{c})} p(\vec{C} = \vec{c}), \end{aligned} \quad (22)$$

where $a = \tilde{a}^1 = \tilde{a}^2$ and $a' = \tilde{a}^{1'} = \tilde{a}^{2'}$. We derive an identification result that yields (22) as a special case in the Appendix, where we describe how causal CG models apply in general network settings. Unlike similar results in DAG models, obtaining results such as (22) rely on assumptions of positivity for $p(Y_2(\tilde{a}^1, \tilde{a}^{2'}) = y_2 | \vec{c})$ for any combination of values $\tilde{a}^1, \tilde{a}^{2'}, \vec{c}$, even if such a combination does not occur in the data.

Just as the mediation formula in (13) and (14) may be viewed as a modified version of the g-formula (7) with different DAG factorization terms evaluated at different values of the treatment A , the functional (22) may be viewed as a modified version of the g-formula containing a CMRF factorization (18) with different CMRF factors evaluated at different values of the treatment A . Unlike factors in the g-formula, which is a modified DAG factorization, factors in (22) are symmetric, and represents an effect arising in part due to symmetric relationships among outcomes. We thus call (22) the *symmetric mediation formula*.

As was the case in DAG models, the notions of direct and indirect influence are reflected in the modified CG factorization corresponding to the symmetric mediation formula (22). Specifically, that \tilde{A}^2 directly causes Y_2 is reflected in the term ϕ_{Y_2} being a function of values of \tilde{A}^2 . Similarly, that \tilde{A}^1 indirectly causes Y_2 is reflected in the term ϕ_{Y_2} not being a function of values of \tilde{A}^1 , while being a function of values of Y_1 , with the term ϕ_{Y_1} being a function of values of \tilde{A}^1 . This is directly analogous to the factorization interpretation of direct and indirect influence in DAGs via the mediation formula, discussed above.

If we adopt the network structural model (NSM) interpretation for CG models, only the above interpretation of direct and indirect influence remains meaningful. Since this interpretation is based on the factorization of a counterfactual distribution, it involves population level statements, rather than individual level statements in the structural equation based interpretation described earlier.

In particular, since the decomposition of the spillover effect under the NSM interpretation relies exclusively in distribution level assumptions, there is no interpretation of terms of the decomposition as direct or indirect effects that hold for all individuals. In fact, under some definitions of “effect,” there terms are not effects at all.

3.4 Assigning Substantive Meaning to Treatment Components

Just as in the interventionist approach to mediation analysis based on treatment decomposition in causal models of a DAG, the approach we outline only yields meaningful causal quantities if it is possible to define components of the treatments that may, in principle, be manipulated in isolation. Furthermore, identifiability may only be obtained if appropriate exclusion restrictions corresponding to missing edges in Fig. 1 (f) hold. We outline how

treatment components may be used to define substantively important causal effects using the pertussis vaccination example outlined in Section 1.1.

Recent studies using animal models have shed light on two primary types of pertussis vaccines: whole-cell vaccines (wP) and acellular vaccines (aP). Both vaccines have demonstrated efficacy in protecting against infection by *Bordetella pertussis* (BP) (the bacterium causing pertussis) by triggering T-cell activation in the lungs, which helps the body dramatically reduce the presence of pertussis bacteria in the lungs. However, while whole-cell vaccines effectively prevent the nasal carriage of pertussis bacteria by inducing T-cell activation in the nasal cavity, acellular vaccines fail to do so. The absence of T-cell activation induction in the nasal cavity with acellular vaccines results in prolonged nasal carriage of pertussis bacteria, potentially heightening the risk of bacterial transmission.

More specifically, prior work (Warfel et al., 2014; Dubois et al., 2021) has shown that pertussis infection induces T helper 17 (Th17) and T helper 1 (Th1) memory responses, as does wP vaccination (although to a lesser extent), while aP vaccination induces T helper 2 (Th2) and Th1 memory responses, but not Th17 memory responses. Further, it has been shown that aP vaccination is protective against pertussis, but does not prevent transmission, while Th17 is key for controlling nasal colonization by BP. These findings suggest that protection against symptomatic pertussis infection is related to protection from lung colonization, while protection against transmission is related to protection from nasal colonization, and moreover wP vaccination offers substantial protection from both types of colonization, while aP vaccination offers substantial protection only from lung colonization.

Consider a randomized trial on cohabiting pairs of individuals, where the treatment group is vaccinated with the wP vaccine, and the control group with a placebo treatment. The above results suggest that we can consider the effect of the wP vaccine administered to unit 1 in the study (denoted by A_1) as consisting of two components, the component affecting colonization of the lungs (\tilde{A}_1^1), and the component affecting the colonization of the nasal passages (\tilde{A}_1^2). Since wP vaccination is protective against both nasal and lung colonization, in the randomized trial the treatment group receives $A_1 = 1$, and thus $\tilde{A}_1^1 = \tilde{A}_1^2 = 1$, while the control group receives $A_1 = 0$, and thus $\tilde{A}_1^1 = \tilde{A}_1^2 = 0$. However, since aP vaccination protects against only lung colonization, and not against nasal colonization, we may be interested in assessing the *contagion effect* of aP vaccination of unit 1 on infection status of unit 2, given the data on wP vaccination RCT.

Provided that the only relevant difference between aP and wP vaccinations pertain to activation or deactivation of treatment components of A_1 , we may represent the contagion effect of aP vaccination using the treatment decomposition framework we described, specifically as:

$$\mathbb{E}[Y_2(\tilde{a}_1^1, \tilde{a}_1^{2'})] - \mathbb{E}[Y_2(\tilde{a}_1^{1'}, \tilde{a}_1^{2'})],$$

which may be identified as outlined in the previous section, provided assumptions (19) and (20) hold, which we believe are reasonable assumptions given the nature of treatment components outlined.

Note that the substantive meaning of this effect is influenced by the semantics of the causal CG model we consider. The equilibrium structural equation semantics yield an individual level effect, while the structural model semantics yield a population level effect.

4. Model Falsifiability

One advantage of the treatment decomposition approach to mediation we adopt here, compared to classical mediation analysis based on nested counterfactuals and cross-world restrictions, is that assumptions necessary for identification may in principle be tested by a randomized experiment on treatment components. The same is true in our symmetric treatment decomposition model represented by causal chain graphs. However, an additional property holds in causal CGs, but not in causal DAGs – identifying assumptions for direct and indirect effects may be falsified using observed data. As an example, consider the factorization of the observed law $p(y_1, y_2, a, \tilde{a}^1, \tilde{a}^2, \vec{c})$ corresponding to the model in Fig. 1 (f). Including the treatment component variables, this factorization is:

$$\frac{\phi_{Y_1, Y_2, \vec{c}}(y_1, y_2, \vec{c})\phi_{Y_1, A, \vec{c}}(y_1, \tilde{a}^1, \vec{c})\phi_{Y_2, A, \vec{c}}(y_2, \tilde{a}^2, \vec{c})}{Z(\tilde{a}^1, \tilde{a}^2, \vec{c})}p(\tilde{a}^1|a)p(\tilde{a}^2|a)p(a|\vec{c})p(\vec{c}). \quad (23)$$

Since values of treatment components \tilde{A}^1, \tilde{A}^2 always correspond to the values of A in the observed data, this factorization may be rewritten by dropping treatment components, yielding:

$$p(y_1, y_2, a, \vec{c}) = \frac{\phi_{Y_1, Y_2, \vec{c}}(y_1, y_2, \vec{c})\phi_{Y_1, A, \vec{c}}(y_1, a, \vec{c})\phi_{Y_2, A, \vec{c}}(y_2, a, \vec{c})}{Z(a, \vec{c})}p(a|\vec{c})p(\vec{c}). \quad (24)$$

This factorization differs from the saturated observed data factorization, given by

$$p(y_1, y_2, a, \vec{c}) = \frac{\phi_{Y_1, Y_2, \vec{c}}(y_1, y_2, a, \vec{c})\phi_{Y_1, A, \vec{c}}(y_1, a, \vec{c})\phi_{Y_2, A, \vec{c}}(y_2, a, \vec{c})}{Z(a, \vec{c})}p(a|\vec{c})p(\vec{c}). \quad (25)$$

In particular, $\phi_{Y_1, Y_2, \vec{c}}(y_1, y_2, \vec{c})$, the first term in the numerator of (24), does not depend on values of A , while $\phi_{Y_1, Y_2, A, \vec{c}}(y_1, y_2, a, \vec{c})$, the first term in the numerator of (25), does.

This implies that we may falsify our model by checking whether the data supports the restriction imposed on the observed law via a hypothesis testing procedure. If the submodel corresponding to (24) is not supported by the data, this implies that it is not possible to set up a randomized controlled trial, where the decomposition of the treatment A into components is represented by a chain graph where the appropriate exclusion restrictions, corresponding by missing edges in Fig. 1 (f), hold. We contrast this situation with what happens with mediation analysis in a DAG model. In such a model, assumptions underlying identification of mediation functionals in DAG models do not place any restrictions on the observed data law. This implies that decomposability of the treatment A into components that satisfy exclusion restrictions, represented by missing edges in Fig. 1 (c), must be verified entirely using background knowledge, or a subsequent randomized experiment on the treatment components.

Note that since the treatment component model represented by a CG is falsifiable while the treatment component model represented by a DAG is not, if the factorization (24) can be ruled out by the data, it is still possible to set up a randomized controlled trial, where the decomposition of the treatment A into components is represented by a DAG where the appropriate exclusion restrictions, corresponding by missing edges in Fig. 1 (c), hold. However, while such a causal model is not (and cannot) be falsified using observed data, it may nevertheless not be appropriate for situations involving dyads, network data, or symmetry among units in a study that would render imposing an order on unit outcomes substantively inappropriate.

Another implication of the fact that in our setting contagion and infectiousness components of the spillover effect are only identified in causal models consistent with a strict submodel of the saturated observed data model is that if the observed data law does not lie in this submodel, the functionals that would have corresponded to identified contagion and infectiousness effects, had the model been true, do *not* add up to the spillover effect. This is in contrast to classical mediation analysis settings where functionals given by the mediation formula corresponding to natural direct and indirect effects always add up to the functional corresponding to the average causal effect (this follows by a simple telescoping sum argument), even in cases where direct and indirect effects are *not identifiable*, and thus not equal to those functionals.

Finally, we note that the existence of observable implications of assumptions (19) and (20) imply that the network structural model (NSM) interpretation of CG models differs in a crucial respect from structural models imposed on counterfactual quantities in causal DAG models. Standard structural models are employed as smoothing assumptions to make inference tractable in the presence of the curse of dimensionality. However, identifiability of a counterfactual quantity on which a structural model is imposed does not rely on structural model assumptions. This is an important property as it allows potentially unrealistic smoothing assumptions of a structural model to be relaxed if more data becomes available without substantially changing prior steps of the analysis, including identification arguments.

By contrast, a causal model corresponding to DAG of blocks, such as that shown in Fig. 2 (b), along with the NSM imposed on it that yields a CG model allowing treatment decomposition, such as that shown in Fig. 1 (f), together must impose a testable implication for identification to be recovered. Thus, a CG model imposed as an NSM on a “DAG of blocks” for partial interference problems may be viewed either as a regular structural model, but one that only applies to “DAG of blocks” causal submodels where an appropriate interaction term in the observed data likelihood is absent, or as a structural model that applies to a causal model implying the saturated model on the observed data distribution, but which partly restricts this model, with ramifications for identifiability.

5. Statistical Inference For Symmetric Treatment Decompositions

We now consider two approaches to statistical inference for the symmetric mediation formula in the dyad (block of size 2) setting, one based on maximum likelihood estimation, and one on doubly robust semi-parametric estimation.

Assume a dataset with B two unit blocks (dyads), with labeled outcomes $\vec{Y} = (Y_1, Y_2)$, and baseline covariates $\vec{C} = (C_1, C_2)$ for each of the two units. For simplicity, we assume only a single treatment A is assigned. Without loss of generality, assume A is assigned to unit 1. We also assume the causal CG model shown in Fig. 1 (f). We wish to estimate direct and indirect components of the spillover effect of A on Y_2 “mediated” by Y_1 , in the sense described above.

5.1 Maximum likelihood inference

We first describe estimation of the target parameter $\psi(\tilde{a}^1, \tilde{a}^{2'}) = \mathbb{E}[Y_2(\tilde{a}^1, \tilde{a}^{2'})]$, which is the expectation with respect to the distribution identified by the functional in (22).

Without loss of generality, we denote $\phi_{Y_1, Y_2, \vec{c}}(y_1, y_2, \vec{c})$ by the conditional odds ratio function $\gamma(y_1, y_2 | \vec{c}) = \frac{p(Y_1=y_1, Y_2=y_2 | \vec{c}) \cdot p(Y_1=0, Y_2=0 | \vec{c})}{p(Y_1=y_1, Y_2=0 | \vec{c}) \cdot p(Y_1=0, Y_2=y_2 | \vec{c})}$, $\phi_{Y_2, A, \vec{c}}(y_2, \tilde{a}^{2'}, \vec{c})$ by the conditional density $f(y_2 | \tilde{a}^{2'}, Y_1 = 0, \vec{c})$, and $\phi_{Y_1, A, \vec{c}}(y_1, \tilde{a}^1, \vec{c})$ by the conditional density $f(y_1 | \tilde{a}^1, Y_2 = 0, \vec{c})$ (Shpitser, 2023).

For any fixed function $h(y_1, y_2)$, define $\beta_h(\tilde{a}^1, \tilde{a}^{2'}, \vec{c})$ as

$$\sum_{y_1, y_2} h(y_1, y_2) f(y_1 | \tilde{a}^1, Y_2 = 0, \vec{c}) \gamma(y_1, y_2 | \vec{c}) f(y_2 | \tilde{a}^{2'}, Y_1 = 0, \vec{c}), \quad (26)$$

where \sum may be interpreted as integration for continuous variables.

We obtain the following representation: $\psi(\tilde{a}^1, \tilde{a}^{2'}) = \sum_{\vec{c}} \theta(\tilde{a}^1, \tilde{a}^{2'}, \vec{c}) p(\vec{c})$, for $\theta(\tilde{a}^1, \tilde{a}^{2'}, \vec{c}) = \frac{\beta_{y_2}(\tilde{a}^1, \tilde{a}^{2'}, \vec{c})}{\beta_1(\tilde{a}^1, \tilde{a}^{2'}, \vec{c})}$. Note that $\beta_1(\tilde{a}^1, \tilde{a}^{2'}, \vec{c})$, for $h(y_1, y_2) = 1$, serves as the normalizing function $Z(\tilde{a}^1, \tilde{a}^{2'}, \vec{c})$ in (22).

This type of parameterization is described in more detail in (Chen, 2007; Shpitser, 2023). An advantage of this parameterization is that it decomposes the joint outcome distribution into variation independent components, including conditional distributions, which are easy to specify using standard regression models if the outcomes are binary. Another alternative for binary models is the standard log-linear parameterization.

Maximum likelihood estimation of $\psi(\tilde{a}^1, \tilde{a}^{2'})$ requires the correct specification of models for $f(y_1 | \tilde{a}^1, Y_2 = 0, \vec{c})$, $\gamma(y_1, y_2 | \vec{c})$, and $f(y_2 | \tilde{a}^{2'}, Y_1 = 0, \vec{c})$. Given parametric models $f(y_1 | \tilde{a}^1, Y_2 = 0, \vec{c}; \omega_1)$, $\gamma(y_1, y_2 | \vec{c}; \nu)$, and $f(y_2 | \tilde{a}^{2'}, Y_1 = 0, \vec{c}; \omega_2)$, and a data matrix \mathcal{D} , the maximum likelihood estimator $(\hat{\omega}_1, \hat{\omega}_2, \hat{\nu})$ of $(\omega_1, \omega_2, \nu)$ maximizes the following log-likelihood $\log \mathcal{L}_{\vec{Y}, A, \vec{C}}(\mathcal{D}; (\omega_1, \omega_2, \nu))$

$$\sum_{b=1}^B \log \frac{f(y_1^b | a^b, Y_2 = 0, \vec{c}^b; \omega_1) \gamma(y_1^b, y_2^b | \vec{c}^b; \nu) f(y_2^b | a^b, Y_1 = 0, \vec{c}^b; \omega_2)}{\sum_{y_1, y_2} f(y_1 | a^b, Y_2 = 0, \vec{c}^b; \omega_1) \gamma(y_1, y_2 | \vec{c}^b; \nu) f(y_2 | a^b, Y_1 = 0, \vec{c}^b; \omega_2)}.$$

The corresponding score equation does not yield closed form solutions, even for binary data, but standard iterative algorithms may be used (Lauritzen, 1996). The corresponding maximum likelihood estimator of $\psi(\tilde{a}^1, \tilde{a}^{2'})$ is given by

$$\hat{\psi}(\tilde{a}^1, \tilde{a}^{2'}) = B^{-1} \sum_{b=1}^B \theta(\tilde{a}^1, \tilde{a}^{2'}, \vec{c}^b; \hat{\omega}_1, \hat{\omega}_2, \hat{\nu}) \quad (27)$$

where $\theta(\tilde{a}^1, \tilde{a}^{2'}, \vec{c}; \hat{\omega}_1, \hat{\omega}_2, \hat{\nu})$ is equal to $\theta(\tilde{a}^1, \tilde{a}^{2'}, \vec{c})$ evaluated at $\gamma(y_1, y_2 | \vec{c}; \hat{\nu})$, $f(y_1 | \tilde{a}^1, Y_2 = 0, \vec{c}; \hat{\omega}_1)$, and $f(y_2 | \tilde{a}^{2'}, Y_1 = 0, \vec{c}; \hat{\omega}_2)$. Under standard regularity conditions, $B^{1/2}(\hat{\psi} - \psi)$ is approximately normal for large B with mean zero and variance given by $\hat{\psi} \hat{I}^{-1} \hat{\psi}^T$, where

$$\hat{\psi} = B^{-1} \sum_{b=1}^B \frac{\partial \theta(\tilde{a}^1, \tilde{a}^{2'}, \vec{c}^b; \omega_1, \omega_2, \nu)}{\partial (\omega_1, \omega_2, \nu)^T} \Big|_{(\omega_1, \omega_2, \nu) = (\hat{\omega}_1, \hat{\omega}_2, \hat{\nu})},$$

and \hat{I} is the second derivative of $\log \mathcal{L}_{\vec{Y}, A, \vec{C}}(\mathcal{D}; (\omega_1, \omega_2, \nu))$ with respect of $(\omega_1, \omega_2, \nu)$ evaluated at $(\hat{\omega}_1, \hat{\omega}_2, \hat{\nu})$. In other words, (27) is a maximum likelihood plug-in estimator for (22), with the factorization in (27) given in the form described by Chen (2007).

5.2 Semi-parametric inference via doubly robust estimation

We develop a robust statistical inference method for the target parameter $\psi(\tilde{a}^1, \tilde{a}^{2'})$, by constructing an estimator using the theory of influence functions. To do so, we first find a collection of influence functions for ψ in the statistical model \mathcal{M}_{sym} corresponding to the graph in Fig. 1 (f), which is the set of all joint distributions admitting the factorization in (23).

To simplify subsequent presentation, we will define the following functions. First, let $\gamma_{1A}(y_1, a | \vec{c})$ and $\gamma_{2A}(y_2, a | \vec{c})$ be the odds ratio functions associated with Y_1 and Y_2 defined as follows:

$$\begin{aligned}\gamma_{1A}(y_1, a | \vec{c}) &= \frac{f(y_1 | a, Y_2 = 0, \vec{c})}{f(y_1 | \tilde{a}^1, Y_2 = 0, \vec{c})} \frac{f(0 | \tilde{a}^1, Y_2 = 0, \vec{c})}{f(0 | a, Y_2 = 0, \vec{c})}, \\ \gamma_{2A}(y_2, a | \vec{c}) &= \frac{f(y_2 | a, Y_1 = 0, \vec{c})}{f(y_2 | \tilde{a}^{2'}, Y_1 = 0, \vec{c})} \frac{f(0 | \tilde{a}^{2'}, Y_1 = 0, \vec{c})}{f(0 | a, Y_1 = 0, \vec{c})}.\end{aligned}$$

Note that γ_{1A} and γ_{2A} use $A = \tilde{a}^1$ and $A = \tilde{a}^{2'}$ as the baseline values, respectively. Next, let $Q_1(y_1 | \vec{c})$ and $Q_2(y_2 | \vec{c})$ be the following functions:

$$\begin{aligned}Q_1(y_1 | \vec{c}) &= \sum_{y_2} \{h(y_1, y_2) - \theta(\tilde{a}^1, \tilde{a}^{2'}, \vec{c})\} \gamma(y_1, y_2 | \vec{c}) f_2(y_2 | \tilde{a}^{2'}, Y_1 = 0, \vec{c}), \\ Q_2(y_2 | \vec{c}) &= \sum_{y_1} \{h(y_1, y_2) - \theta(\tilde{a}^1, \tilde{a}^{2'}, \vec{c})\} \gamma(y_1, y_2 | \vec{c}) f_1(y_1 | \tilde{a}^1, Y_2 = 0, \vec{c}).\end{aligned}\tag{28}$$

where \sum may be interpreted as integration for continuous variables. Lastly, let $\delta_1(\vec{C})$ and $\delta_2(\vec{C})$ be

$$\delta_1(\vec{C}) = \mathbb{E} \left\{ \frac{\mathbb{I}(A = \tilde{a}^1)}{\gamma_{2A}(Y_2, \tilde{a}^1 | \vec{C})} \middle| \vec{C} \right\}, \quad \delta_2(\vec{C}) = \mathbb{E} \left\{ \frac{\mathbb{I}(A = \tilde{a}^{2'})}{\gamma_{1A}(Y_1, \tilde{a}^{2'} | \vec{C})} \middle| \vec{C} \right\}$$

The following theorem presents a class of influence functions for $\psi(\tilde{a}^1, \tilde{a}^{2'})$ in the model \mathcal{M}_{sym} .

Theorem 1 *Let \mathcal{W} be the space of all square-integrable functions of \vec{C} . Then, for any $w(\vec{C}) \in \mathcal{W}$, the following function IF_w is an influence function for $\psi(\tilde{a}^1, \tilde{a}^{2'})$ in the model \mathcal{M}_{sym} .*

$$\begin{aligned}\text{IF}_w(Y_1, Y_2, A, \vec{C}) &= w(\vec{C}) \left[\frac{\mathbb{I}(A = \tilde{a}^1)}{\gamma_{2A}(Y_2, A | \vec{C})} \frac{h(Y_1, Y_2) - \theta(\tilde{a}^1, \tilde{a}^{2'}, \vec{C})}{\delta_2(\vec{C})} + \left\{ \frac{\mathbb{I}(A = \tilde{a}^{2'})}{\gamma_{1A}(Y_1, A | \vec{C})} \frac{1}{\delta_1(\vec{C})} - \frac{\mathbb{I}(A = \tilde{a}^1)}{\gamma_{2A}(Y_2, A | \vec{C})} \frac{1}{\delta_2(\vec{C})} \right\} \frac{Q_2(Y_2 | \vec{C})}{\gamma(Y_1, Y_2 | \vec{C})} \right] \\ &+ \{1 - w(\vec{C})\} \left[\frac{\mathbb{I}(A = \tilde{a}^{2'})}{\gamma_{1A}(Y_1, A | \vec{C})} \frac{h(Y_1, Y_2) - \theta(\tilde{a}^1, \tilde{a}^{2'}, \vec{C})}{\delta_1(\vec{C})} + \left\{ \frac{\mathbb{I}(A = \tilde{a}^1)}{\gamma_{2A}(Y_2, A | \vec{C})} \frac{1}{\delta_2(\vec{C})} - \frac{\mathbb{I}(A = \tilde{a}^{2'})}{\gamma_{1A}(Y_1, A | \vec{C})} \frac{1}{\delta_1(\vec{C})} \right\} \frac{Q_1(Y_1 | \vec{C})}{\gamma(Y_1, Y_2 | \vec{C})} \right] \\ &+ \theta(\tilde{a}^1, \tilde{a}^{2'}, \vec{C}) - \psi(\tilde{a}^1, \tilde{a}^{2'}).\end{aligned}$$

Theorem 1 provides a collection of influence functions for the estimand $\psi(\tilde{a}^1, \tilde{a}^{2'})$, indexed by the function $w(\vec{C})$. For any IF_w , the first group of terms, weighted by $w(\vec{C})$, can be viewed as a functional obtained by treating the outcome Y_1 of the first unit as the outcome in a mediation problem, and the outcome Y_2 of the second unit as the mediator. Likewise, the second group of terms, weighted by $1 - w(\vec{C})$, can be viewed as a functional obtained by treating the outcome Y_2 of the second unit as the outcome in a mediation

problem, and the outcome Y_1 of the first unit as the mediator. The first and third terms, involving the term $\{h(Y_1, Y_2) - \theta(\tilde{a}^1, \tilde{a}^{2'}, \vec{C})\}$, resemble the augmentation term found in the augmented inverse probability-weighted estimator for the average treatment effect in the i.i.d. setting. The second and fourth terms, involving Q_1 and Q_2 functions, can be viewed as augmentation terms that are required due to the nature of the functional. Influence functions in this class exhibit a symmetric structure, due to the symmetric factorization (23) of the model \mathcal{M}_{sym} .

Any choice of $w(\vec{C}) \in \mathcal{W}$ yields a valid influence function in the class described above. A simple choice of $w(\vec{C})$ sets it as a constant (e.g., $w(\vec{C}) = 0.5$). The optimal choice, which we denote by $w_{\text{opt}}(\vec{C})$, minimizes the conditional variance of the influence function given \vec{C} . In other words, $w_{\text{opt}}(\vec{C}) = \arg \min_{w(\vec{C}) \in \mathcal{W}} \text{Var}\{\text{IF}_w(Y_1, Y_2, A, \vec{C}) \mid \vec{C}\}$. Moreover, it is important to note that IF_w is not the entire collection of influence functions for $\psi(\tilde{a}^1, \tilde{a}^{2'})$, that is, some influence functions do not have a form of IF_w .

One can characterize the efficient influence function for $\psi(\tilde{a}^1, \tilde{a}^{2'})$ by improving upon influence functions IF_w . Specifically, let the tangent space of model corresponding to (23) be \mathcal{T} and $\Pi(\cdot \mid \mathcal{T})$ be a projection operator onto \mathcal{T} . By modern semiparametric efficiency theory, the efficient influence function for $\psi(\tilde{a}^1, \tilde{a}^{2'})$ is characterized as $\text{IF}^*(Y_1, Y_2, A, \vec{C}) = \Pi\{\text{IF}_w(Y_1, Y_2, A, \vec{C}) \mid \mathcal{T}\}$ for any IF_w . Since the efficient influence function is unique, the projection of any influence function coincides with the efficient influence function, i.e., even though $w \neq w'$, we have $\text{IF}^*(Y_1, Y_2, A, \vec{C}) = \Pi\{\text{IF}_w(Y_1, Y_2, A, \vec{C}) \mid \mathcal{T}\} = \Pi\{\text{IF}_{w'}(Y_1, Y_2, A, \vec{C}) \mid \mathcal{T}\}$. Unfortunately, a closed-form representation of the efficient influence function may not be available in general, especially when the outcomes are continuous. For readers interested in technical details, Section E.2 of the Appendix provides additional discussions on (i) the characterization of the efficient influence function and (ii) the closed-form representation of the efficient influence function under binary outcomes as a special case. We briefly note that these results effectively extend the semiparametric efficiency theory obtained by Tchetgen Tchetgen and Shpitser (2012) for the standard mediation formula under a causal DAG model to the symmetric mediation formula for a causal chain graph model.

Using the influence function in Theorem 1 as a basis, we can construct a robust estimator for $\psi(\tilde{a}^1, \tilde{a}^{2'})$. We posit parametric models for the nuisance functions as $\gamma(y_1, y_2 \mid \vec{c}; \nu)$, $f(y_1 \mid a, Y_2 = 0, \vec{c}; \omega_1)$, $f(y_2 \mid a, Y_1 = 0, \vec{c}; \omega_2)$, $\delta_1(\vec{c}; \kappa_1)$, and $\delta_2(\vec{c}; \kappa_2)$, respectively. We then define submodels \mathcal{M}_γ , \mathcal{M}_{f_1} , \mathcal{M}_{f_2} , \mathcal{M}_{δ_1} , and \mathcal{M}_{δ_2} of \mathcal{M}_{sym} as follows:

$$\begin{aligned} \mathcal{M}_\gamma &= \{f \in \mathcal{M}_{\text{sym}} \mid \gamma(y_1, y_2 \mid \vec{c}; \nu) \text{ is correctly specified}\} \\ \mathcal{M}_{f_1} &= \{f \in \mathcal{M}_{\text{sym}} \mid f(y_1 \mid a, Y_2 = 0, \vec{c}; \omega_1) \text{ is correctly specified}\} \\ \mathcal{M}_{f_2} &= \{f \in \mathcal{M}_{\text{sym}} \mid f(y_2 \mid a, Y_1 = 0, \vec{c}; \omega_2) \text{ is correctly specified}\} \\ \mathcal{M}_{\delta_1} &= \{f \in \mathcal{M}_{\text{sym}} \mid \delta_1(\vec{c}; \kappa_1) \text{ is correctly specified}\} \\ \mathcal{M}_{\delta_2} &= \{f \in \mathcal{M}_{\text{sym}} \mid \delta_2(\vec{c}; \kappa_2) \text{ is correctly specified}\}. \end{aligned}$$

We then define a model $\mathcal{M}^\dagger = \mathcal{M}_\gamma \cap \{\mathcal{M}_{f_1} \cup \mathcal{M}_{f_1}\}$ where (i) the odds ratio γ is correctly specified and either (ii.a) the conditional density $f(y_1 \mid a, Y_2 = 0, \vec{c})$ or (ii.b) the conditional density $f(y_2 \mid a, Y_1 = 0, \vec{c})$, but not necessarily both, is correctly specified. Likewise, we define a model $\mathcal{M}^* = \mathcal{M}_\gamma \cap \{\{\mathcal{M}_{f_1} \cap \mathcal{M}_{\delta_1}\} \cup \{\mathcal{M}_{f_2} \cap \mathcal{M}_{\delta_2}\}\}$ where (i) the odds ratio γ is correctly specified and either (ii.a) the nuisance functions of the first individual (i.e., $f(y_1 \mid a, Y_2 = 0, \vec{c})$ and δ_1) or (ii.b) those of the second individual (i.e., $f(y_2 \mid a, Y_1 = 0, \vec{c})$

and δ_2), but not necessarily both, are correctly specified. Note that \mathcal{M}^* is a submodel of \mathcal{M}^\dagger . In addition, when \vec{C} is empty or categorical, \mathcal{M}_{δ_1} and \mathcal{M}_{δ_2} are readily satisfied under \mathcal{M}_{f_1} and \mathcal{M}_{f_2} , respectively, by specifying κ_1 and κ_2 as the stratum-specific parameters.

The proposed estimator remains consistent under model \mathcal{M}^* , so it offers the analyst two opportunities to obtain a consistent estimator for $\psi(\tilde{a}^1, \tilde{a}^{2'})$. In order to exhibit such an estimator requires successfully completing the following tasks:

1. First, obtaining a consistent estimator of $\gamma(y_1, y_2; \nu)$ under model \mathcal{M}^\dagger ;
2. Second, obtaining a consistent estimator of $\psi(\tilde{a}^1, \tilde{a}^{2'})$ under model \mathcal{M}^* .

Tchetgen Tchetgen and Rotnitzky (2011) have previously characterized a large class of doubly robust estimators that accomplish task 1, in the sense that any estimator of $\gamma(y_1, y_2; \nu)$ in their class (which includes the semiparametric locally efficient estimator) is guaranteed to remain consistent and asymptotically normal under model \mathcal{M}^\dagger denote the conditional MLE that maximizes the conditional log likelihood $\sum_{b=1}^B \log f(y_1^b | a^b, y_2^b, \vec{c}^b; \omega_1, \nu)$, where

$$f(y_1^b | a^b, y_2^b, \vec{c}^b; \omega_1, \nu) = \frac{\gamma(y_1^b, y_2^b | \vec{c}^b; \nu) f(y_1^b | a^b, Y_2 = 0, \vec{c}^b; \omega_1)}{\sum_{y_1} \gamma(y_1, y_2^b | \vec{c}^b; \nu) f(y_1 | a^b, Y_2 = 0, \vec{c}^b; \omega_1)}$$

Likewise, let $\tilde{\omega}_2(\nu)$ denote the corresponding conditional MLE of ω_2 . Tchetgen Tchetgen and Rotnitzky (2011) proved that the solution $\hat{\nu}_{dr}$ to the following class of estimating equations is doubly robust, i.e. consistent and asymptotically normal under (i) and (ii):

$$0 = \sum_{b=1}^B \frac{g_\gamma(\vec{c}^b)}{\gamma(y_1^b, y_2^b | \vec{c}^b; \hat{\nu}_{dr})} \left[\begin{array}{l} [y_1^b - \mathbb{E}\{Y_1 | a^b, Y_2 = 0, \vec{c}^b; \tilde{\omega}_1(\hat{\nu}_{dr})\}] \\ \times [y_2^b - \mathbb{E}\{Y_2 | a^b, Y_1 = 0, \vec{c}^b; \tilde{\omega}_2(\hat{\nu}_{dr})\}] \end{array} \right] \quad (29)$$

where g_γ is a user-specified function of dimension matching that of ν . Tchetgen Tchetgen and Rotnitzky (2011) developed a more general class of doubly robust estimators including locally semiparametric efficient estimators for polytomous, count or continuous Y , we refer the reader to the original manuscript for more details.

Next, we turn to task 2. We first consider the following estimating functions for κ_1 and κ_2 where

$$U_1(\kappa_1, \omega_1) = g_1(\vec{C}) \left\{ \frac{\mathbb{I}(A = \tilde{a}^{2'})}{\gamma_{1A}(Y_1, \tilde{a}^{2'} | \vec{C}; \omega_1)} - \delta_1(\vec{C}; \kappa_1) \right\}$$

$$U_2(\kappa_2, \omega_2) = g_2(\vec{C}) \left\{ \frac{\mathbb{I}(A = \tilde{a}^1)}{\gamma_{2A}(Y_2, \tilde{a}^1 | \vec{C}; \omega_2)} - \delta_2(\vec{C}; \kappa_2) \right\},$$

where g_1 and g_2 are user-specified functions of dimension matching that of κ_1 and κ_2 , respectively. Let $\tilde{\kappa}_1$ and $\tilde{\kappa}_2$ be the solutions to the estimating equations $0 = \mathbb{E}\{U_1(\kappa_1, \omega_1)\}$ and $0 = \mathbb{E}\{U_2(\kappa_2, \omega_2)\}$ at $\omega_1 = \tilde{\omega}_1(\hat{\nu}_{dr})$ and $\omega_2 = \tilde{\omega}_2(\hat{\nu}_{dr})$, respectively.

Lastly, we use the influence function in Theorem 1 to obtain the estimating function for $\psi := \psi(\tilde{a}^1, \tilde{a}^{2'})$:

$$\begin{aligned}
 & U_\psi(\psi, \kappa_1, \kappa_2, \omega_1, \omega_2, \nu) \tag{30} \\
 &= \left[\begin{aligned}
 & w(\vec{C}) \frac{1}{\delta_2(\vec{C}; \kappa_2)} \frac{\mathbb{I}(A=\tilde{a}^1)}{\gamma_{2A}(Y_2, \tilde{a}^1 | \vec{C}; \omega_2)} \{h(Y_1, Y_2) - \theta(\tilde{a}^1, \tilde{a}^{2'}, \vec{C}; \omega_1, \omega_2, \nu)\} \\
 & + w(\vec{C}) \left[\frac{1}{\delta_1(\vec{C}; \kappa_1)} \frac{\mathbb{I}(A=\tilde{a}^{2'})}{\gamma_{1A}(Y_1, \tilde{a}^{2'} | \vec{C}; \omega_1)} - \frac{1}{\delta_2(\vec{C}; \kappa_2)} \frac{\mathbb{I}(A=\tilde{a}^1)}{\gamma_{2A}(Y_2, \tilde{a}^1 | \vec{C}; \omega_2)} \right] \frac{Q_2(Y_2 | \vec{C}; \omega_1, \omega_2, \nu)}{\gamma(Y_1, Y_2 | \vec{C}; \nu)} \\
 & + \{1 - w(\vec{C})\} \frac{1}{\delta_1(\vec{C}; \kappa_1)} \frac{\mathbb{I}(A=\tilde{a}^{2'})}{\gamma_{1A}(Y_1, \tilde{a}^{2'} | \vec{C}; \omega_1)} \{h(Y_1, Y_2) - \theta(\tilde{a}^1, \tilde{a}^{2'}, \vec{C}; \omega_1, \omega_2, \nu)\} \\
 & + \{1 - w(\vec{C})\} \left[\frac{1}{\delta_2(\vec{C}; \kappa_2)} \frac{\mathbb{I}(A=\tilde{a}^1)}{\gamma_{2A}(Y_2, \tilde{a}^1 | \vec{C}; \omega_2)} - \frac{1}{\delta_1(\vec{C}; \kappa_1)} \frac{\mathbb{I}(A=\tilde{a}^{2'})}{\gamma_{1A}(Y_1, \tilde{a}^{2'} | \vec{C}; \omega_1)} \right] \frac{Q_1(Y_1 | \vec{C}; \omega_1, \omega_2, \nu)}{\gamma(Y_1, Y_2 | \vec{C}; \nu)} \\
 & + \theta(\tilde{a}^1, \tilde{a}^{2'}, \vec{C}; \omega_1, \omega_2, \nu) - \psi
 \end{aligned} \right]
 \end{aligned}$$

where $\theta(\tilde{a}^1, \tilde{a}^{2'}, \vec{C}; \omega_1, \omega_2, \nu)$, $Q_1(Y_1 | \vec{C}; \omega_1, \omega_2, \nu)$ and $Q_2(Y_2 | \vec{C}; \omega_1, \omega_2, \nu)$ are obtained from (26) and (28) with parametrized functions. Let $\hat{\psi}_{dr}$ be the solution to the estimating equation $0 = \mathbb{E}\{U_\psi(\psi, \kappa_1, \kappa_2, \omega_1, \omega_2, \nu)\}$ at $(\tilde{\kappa}_1, \tilde{\kappa}_2, \tilde{\omega}_1(\hat{\nu}_{dr}), \tilde{\omega}_2(\hat{\nu}_{dr}), \hat{\nu}_{dr})$. In Section E.2 of the Appendix, we present the form of the estimator for the case when $(Y_1, Y_2) | A$ follows a bivariate normal distribution. Additionally, we show that $\hat{\psi}_{dr}$ is multiply robust in the sense that it is consistent for $\psi(\tilde{a}^1, \tilde{a}^{2'})$ under model \mathcal{M}^* . We remark that the robustness property does not depend on the choice of $w(\vec{C})$. Confidence intervals for these estimates can be obtained via the standard nonparametric bootstrap.

6. Simulation Studies

We conducted simulation studies to illustrate the behavior of estimators proposed in Section 5 for the components of the spillover effect. All figures displaying our results are deferred to the supplement, in the interests of space. We considered the following data generating mechanism where $p(Y_1, Y_2, A, \vec{C})$ consisted of a vector \vec{C} of 2 baseline variables, a single treatment variable, and two dependent outcomes Y_1, Y_2 . In all cases, we assumed binary treatments, continuous outcomes, and in the second case continuous baseline variables.

To ensure the constraint on the observed data law of the type shown in (24) held, the data generating mechanisms were selected from the conditional Gaussian mixed interaction model class, described in (Hojsgaard et al., 2012). Given a vector of discrete variables \vec{X} and continuous variables \vec{Y} , a conditional Gaussian joint distribution $p(\vec{Y}, \vec{X})$ is specified as

$$\frac{p(\vec{x})}{(2\pi)^{q/2} \det(\Sigma)^{1/2}} \exp \left\{ -\frac{\{\vec{y} - \mu(\vec{x})\}^T \Sigma^{-1} (\vec{y} - \mu(\vec{x}))}{2} \right\} = \exp \left\{ g(\vec{x}) + h(\vec{x})^T \vec{y} - \frac{(\vec{y})^T K \vec{y}}{2} \right\}, \tag{31}$$

where $\mu(\vec{x})$ is a vector of mean parameters for \vec{Y} that depend on \vec{X} , Σ is the covariance matrix for \vec{Y} (that is assumed to not depend on \vec{X}), and $K = \Sigma^{-1}$, $h(\vec{x}), g(\vec{x})$ are the canonical parameters for the exponential family representation of this class of densities.

In the first case, we specified the model corresponding to a subgraph of Fig. 1 (f) where \vec{C} , the set of baseline covariates, is absent. In other words, we ensured that the conditional independence constraints $(Y_1 \perp\!\!\!\perp \tilde{A}^2 | Y_2, \tilde{A}^1)$, and $(Y_2 \perp\!\!\!\perp \tilde{A}^1 | Y_1, \tilde{A}^2)$, hold. In the second case, we specified the model in such a way that the conditional independence constraints in Fig. 1 (f) itself, namely $(Y_1 \perp\!\!\!\perp \tilde{A}^2 | Y_2, \tilde{A}^1, \vec{C})$, and $(Y_2 \perp\!\!\!\perp \tilde{A}^1 | Y_1, \tilde{A}^2, \vec{C})$, hold.

We accomplish this by considering the parameter vector $(h_{y_1}(\tilde{a}^1, \tilde{a}^2), h_{y_2}(\tilde{a}^1, \tilde{a}^2))$ specified as the following mixed interaction model:

$$\begin{aligned} h^{y_1}(\tilde{a}^1, \tilde{a}^2) &= v + v_j^{\tilde{a}^1} + v_k^{\tilde{a}^2} + v_{jk}^{\tilde{a}^1 \tilde{a}^2} = v + v_j^{\tilde{a}^1} \\ h^{y_2}(\tilde{a}^1, \tilde{a}^2) &= w + w_j^{\tilde{a}^1} + w_k^{\tilde{a}^2} + w_{jk}^{\tilde{a}^1 \tilde{a}^2} = w + w_k^{\tilde{a}^2}. \end{aligned}$$

for the first case, and the parameter vector $(h^{y_1}(\tilde{a}^1, \tilde{a}^2, c_1, c_2), h^{y_2}(\tilde{a}^1, \tilde{a}^2, c_1, c_2))$ specified as the following mixed interaction model:

$$\begin{aligned} h^{y_1}(\tilde{a}^1, \tilde{a}^2, c_1, c_2) &= \sum_{\tilde{s} \subseteq \{\tilde{a}^1, \tilde{a}^2, c_1, c_2\}} v_{\tilde{s}}^{(\prod_{s \in \tilde{s}} s)} = v + v_j^{\tilde{a}^1} + v_l^{c_1} + v_m^{c_2} \\ h^{y_2}(\tilde{a}^1, \tilde{a}^2, c_1, c_2) &= \sum_{\tilde{t} \subseteq \{\tilde{a}^1, c_2, c_1, c_2\}} w_{\tilde{t}}^{(\prod_{t \in \tilde{t}} t)} = w + w_k^{\tilde{a}^2} + v_l^{c_1} + v_m^{c_2}. \end{aligned}$$

In other words, we specify h^{y_1} and h^{y_2} via a set of interaction parameters, and set some of these parameters to zero in such a way that the appropriate independence constraints hold; see Section F of the Appendix for details of the data generating mechanism.

Our simulation study considered sample sizes from $B \in \{1000, 2000, 5000, 10000\}$ with 500 replicates at each sample size. We implemented the maximum likelihood estimator in equation (27) with the following specifications for γ_{12} , $f_1 := f(y_1 | a, Y_2 = 0, \vec{c}; \omega_1)$, and $f_2 := f(y_2 | a, Y_1 = 0, \vec{c}; \omega_2)$:

(MLE-CC) γ_{12} , f_1 , f_2 are correctly specified;

(MLE-CM) γ_{12} , f_1 are correctly specified, and f_2 is mis-specified.

In addition, we also implemented the influence function-based estimator following the approach described in Section 5.2. In particular, for the influence function-based estimator, we considered the following four model specifications for the nuisance functions:

(IF-CC) γ_{12} , f_1 , δ_1 , f_2 , δ_2 are correctly specified;

(IF-CM) γ_{12} , f_1 , δ_1 are correctly specified, and f_2 , δ_2 are mis-specified;

(IF-MC) γ_{12} , f_2 , δ_2 are correctly specified, and f_1 , δ_1 are mis-specified;

(IF-MM) γ_{12} is correctly specified, and f_1 , δ_1 , f_2 , δ_2 are mis-specified.

Of note, the first three specification scenarios are submodels of \mathcal{M}^* whereas the last one is not. Therefore, the influence function-based estimator is expected to be consistent in the first three scenarios. We then estimated $\mathbb{E}[Y_2(\tilde{a}^1, \tilde{a}^{2'})]$ for $(\tilde{a}^1, \tilde{a}^{2'}) \in \{(0, 0), (0, 1), (1, 0), (1, 1)\}$, and obtained confidence intervals from nonparametric bootstrap with 400 replicates.

Figures 1-4 in the appendix provide the visual summaries of the result. The MLE and influence function-based estimator behave as expected. In particular, the MLE appears to be consistent in scenario (MLE-CC), but not in scenario (MLE-CM). Likewise, the influence-function-based estimator remains consistent in scenarios (IF-CC), (IF-CM), and (IF-MC), whereas it is no longer consistent in scenario (IF-MM). In terms of efficiency, when all nuisance components are correctly specified (i.e., (MLE-CC) and (IF-CC)), the influence function-based estimator performs quite competitively even compared to the MLE. Empirical coverage rates based on bootstrap percentile confidence intervals appear to attain a nominal coverage if estimators are expected to be consistent.

7. Application: The Wisconsin Longitudinal Study

We applied our derived maximum likelihood estimators to assess the spillover effect components of A_1 , educational attainment of unit 1 (“the ego”), on Y_2 , depressive symptoms of unit 2 (“the alter”) in the presence of interference among spousal dyads. Our interpretation of components of A_1 is as follows. The component \tilde{A}_1^1 pertaining to unit 1 influences psychological coping strategies learned via education, as well as socioeconomic status of unit 1, while the component \tilde{A}_1^2 pertaining to unit 2 influences spousal friction due to difference in educational attainment, and financial dependence on the spouse.

Our data comes from the Wisconsin Longitudinal Study (WLS), which has followed a random sample of Wisconsin-area high school graduates from the class of 1957 for over 50 years. The WLS collected information on a wide range of socioeconomic and psychological factors, including occupation, physical and mental well-being, and health in later life. The WLS participants were interviewed roughly every 10-15 years between 1957 and 2011, with several interview questions pertaining to their spouses (if married). The WLS participants’ spouses themselves were interviewed in 2004. For further details on the WLS, we refer the reader to (Herd et al., 2014). Our exposure of educational attainment A was based on the 1975 WLS interview, where the participant was asked about the highest level of education completed after high school. We dichotomized responses based on a cutoff of a four-year college/university degree or higher ($A = 1$) versus less than a four-year degree. Depressive symptoms for the WLS participant (Y_1) and his/her spouse (Y_2) was ascertained in 2003-2005, when a random 80% sample of WLS participants and their spouses were asked the question “Have you ever had a time in life lasting two weeks or more when nearly every day you felt sad, blue, depressed, or when you lost interest in most things like work, hobbies, or things you usually liked to do for fun?” An affirmative response to this question and a negative response to a follow-up question about the depressive episode being due to alcohol, drugs, medications, or physical illness was considered evidence of depressive symptoms ($Y_1 = 1$ and/or $Y_2 = 1$); otherwise, it was assumed that depressive symptoms were absent ($Y_1 = 0$ and/or $Y_2 = 0$). In all models, we adjusted for sex, the highest educational attainment of the WLS participant’s/spouses’ “head of household” when he or she was 16 years old, and the Duncan Socioeconomic Status Index score of the “head of household.” For the WLS participant, we additionally adjusted for his/her 1957 IQ score. After excluding observations for missing treatment, outcome, and/or covariate information, our analytic sample was $B = 1,768$ dyads where 618 graduates had a four-year college/university degree.

As a first step, we tested whether the restriction on the observed data law given in (24) held for data. Specifically, we used a likelihood ratio test to validate the null hypothesis that the odds ratio for Y_1 and Y_2 given \vec{C} was homogeneous across $A = 1$ and $A = 0$, and we found insufficient evidence to reject this null (test statistic = 4.80, df=7, p-value=0.32). Therefore, it is reasonable to assume that (24) holds. We then estimated the direct component of the spillover effect $\psi(1,0) - \psi(0,0)$ and the indirect component $\psi(1,1) - (1,0)$ via the MLE and influence function-based estimator. We obtained 95% confidence intervals by bootstrapping with 500 replicates. The estimates of the direct component of the spillover effect were 0.0486 (95% CI: 0.0084, 0.0930) using the MLE and 0.0561 (95% CI: 0.0046, 0.1025) using the influence function-based estimator. In addition, those of the indirect component of the spillover effect were -0.0024 (95% CI: -0.0075, 0.0021) using the MLE and 0.0028 (95% CI:

-0.0068, 0.0210) using the influence function-based estimator. Based on these results, we conclude that the direct component of the spillover effect is statistically significant at the nominal $\alpha = 0.05$ level, therefore accounting for most of the spillover effect. In Online Appendix 4, we provide SAS and R code to replicate the analysis.

8. Conclusions

In this paper, we proposed a new approach for decomposing the spillover effect in causal inference problems with partial interference among interacting units. We decomposed the spillover effect into direct, indirect and unit-specific components using an approach that considers outcomes to be on the same footing. In particular, our approach yields a coherent way for any one of the interacting outcomes to serve as the “outcome” for the spillover effect, with the other outcomes acting as “mediators.”

To achieve this property, we use a generalization of causal models of the DAG (Pearl, 2009) to chain graphs (Lauritzen and Richardson, 2002), which allow both directed causal relationships between treatments and outcomes, and symmetric relationships between outcomes that arise in interference problems. Given a causal chain graph model, we propose to view mediation analysis as “splitting,” or decomposition of treatments, as a generalization of the approach to mediation analysis described in (Robins and Richardson, 2010). We proposed two interpretations of causal chain graph models for treatment decomposition, models based on equilibrium semantics of stochastic processes described in (Lauritzen and Richardson, 2002), and models with Markov assumptions imposed as a network structural model.

We show that under either interpretation, functionals corresponding to direct and indirect components of the spillover effects are identified via the *symmetric mediation formula*, and that some of the assumptions that identification relies on can be falsified from observed data. This falsifiability property is not present in mediation analysis in DAG models, and is implied by the symmetric structure of our proposed model. We describe statistical inference for components of the spillover effect in our setting. We propose two estimators, one based on maximizing the log likelihood, and one which exhibits double robustness in a restricted version of our problem.

Appendix A. General Chain Graphs Under Equilibrium and Structural Model Semantics

A chain graph (CG) \mathcal{G} is a mixed graph with directed (\rightarrow) and undirected ($-$) edges such that no partially directed cycles exist. Much like a DAG, a CG may be used to define a statistical model via a factorization or a global Markov property. Given a CG \mathcal{G} , a *block* is a maximal undirected connected set of vertices. We will denote the set of blocks in \mathcal{G} by $\mathcal{B}(\mathcal{G})$. By definition, $\mathcal{B}(\mathcal{G})$ partitions the set \vec{V} in \mathcal{G} .

Given an undirected graph \mathcal{G} , denote by $\mathcal{C}(\mathcal{G})$ the set of maximal cliques of vertices. Note that unlike $\mathcal{B}(\mathcal{G})$, $\mathcal{C}(\mathcal{G})$ does not, in general, partition the set \vec{V} in \mathcal{G} because maximal cliques can intersect.

Given a CG \mathcal{G} with a vertex set \vec{V} , a distribution $p(\vec{V})$ is said to lie in a statistical model of \mathcal{G} if it can be written as:

$$p(\vec{V} = \vec{v}) = \prod_{\vec{B} \in \mathcal{B}(\mathcal{G})} p(\vec{v}_{\vec{B}} \mid \vec{v}_{\text{pa}_{\mathcal{G}}(\vec{B})}) = \left(\frac{1}{Z(\vec{v}_{\text{pa}_{\mathcal{G}}(\vec{B})})} \prod_{\vec{C} \in \mathcal{C}(\mathcal{G}_{\vec{B}})} \phi_{\vec{C}}(\vec{v}_{\vec{C}}, \vec{v}_{\text{pa}_{\mathcal{G}}^*(\vec{C})}) \right), \quad (32)$$

where $\mathcal{G}_{\vec{B}}$ is the graph containing only vertices in \vec{B} and edges in \mathcal{G} among elements of \vec{B} , and $\text{pa}_{\mathcal{G}}^*(\vec{C})$ is defined as $\cap_{V \in \vec{C}} \text{pa}_{\mathcal{G}}(V)$.

A statistical CG model may be viewed as a ‘‘DAG model defined on blocks.’’ Indeed, the factorization in (32) may be viewed as a DAG factorization, where each factor $p(\vec{v}_{\vec{B}} \mid \vec{v}_{\text{pa}_{\mathcal{G}}(\vec{B})})$ may be further factorized according to a conditional Markov random field (CMRF) associated with the graph $\mathcal{G}_{\vec{B}}$. This CMRF encodes independences in this factor induced by missing edges in \mathcal{G} among elements in \vec{B} , as well as missing edges from $\text{pa}_{\mathcal{G}}(\vec{B})$ to \vec{B} . More details on such factorizations may be found in (Shpitser, 2023).

We briefly review causal CG models with equilibrium semantics found in (Lauritzen and Richardson, 2002). A causal CG model associated with a CG \mathcal{G} with vertices in \vec{V} associated with each $V \in \vec{V}$ an exogenous noise variable ϵ_V , as well as a structural equation $f_V : \mathfrak{X}_{\text{pa}_{\mathcal{G}}(V) \cup \text{nb}_{\mathcal{G}}(V) \cup \{\epsilon_V\}} \mapsto \mathfrak{X}_V$.

A sample from the observed data distribution $p(\vec{V})$ induced by this model may be obtained as follows. Fix a topological ordering \prec on blocks in $\mathcal{B}(\mathcal{G})$. In other words, if $\vec{B}_i \prec \vec{B}_j$, then there is no partially directed path from any element of \vec{B}_j to any element in \vec{B}_i . A sampling procedure may be defined on any block $\vec{B} \in \mathcal{B}(\mathcal{G})$ if a sample $\vec{v}_{\prec \vec{B}}$ on values of every variable in all blocks \prec -smaller than \vec{B} has already been obtained. This procedure uses a sampler which obtains a sample of \vec{B} given values of $\vec{v}_{\text{pa}_{\mathcal{G}}(\vec{B})} \subseteq \vec{v}_{\prec \vec{B}}$. A number of such samplers are described in (Lauritzen and Richardson, 2002), with the simplest being a Gibbs sampler with the Gibbs factors $p(B \mid \vec{v}_{\text{pa}_{\mathcal{G}}(B)}, \text{nb}_{\mathcal{G}}(B))$ obtained from f_B, ϵ_B for every $B \in \vec{B}$.

This structural equation based definition of a causal model of a CG has an advantage in that it allows a representation of interventions in a way that clearly generalizes structural equation based causal models associated with DAGs. In particular, interventions that set variables $\vec{A} \subseteq \vec{V}$ to \vec{a} are represented by replacing each f_A by the value \vec{a}_A for each $A \in \vec{A}$. $p(\{V(\vec{a}) : V \in \vec{V} \setminus \vec{A}\}) = p(\vec{V} \setminus \vec{A} \mid \text{do}(\vec{a}))$ may be obtained by simply rerunning the above procedure with the new (and modified) set of structural equations.

Note that because conditional and marginal independences in the observed or interventional distributions obtained from such a model arise due to missing inputs in the structural equation, these constraints are individual level in this model.

The following generalization of the g-formula identification result for DAG models was derived in (Lauritzen and Richardson, 2002):

Lemma A.1 *Fix a CG \mathcal{G} with a vertex set \vec{V} , and a causal model under the structural equation equilibrium semantics associated with \mathcal{G} . For any $\vec{A} \subseteq \vec{V}$,*

$$p(\{V(\vec{a}) = \vec{v}_V^* : V \in \vec{V} \setminus \vec{A}\}) = \prod_{\vec{B} \in \mathcal{B}(\mathcal{G})} p(\vec{B} \setminus \vec{A} = \vec{v}_{\vec{B} \setminus \vec{A}}^* \mid \vec{a}_{\vec{A} \cap \vec{B}}, \vec{v}_{\text{pa}_{\mathcal{G}}(\vec{B}) \setminus \vec{A}}^*, \vec{a}_{\text{pa}_{\mathcal{G}}(\vec{B}) \cap \vec{A}}). \quad (33)$$

for any assignment \vec{v}^* to $\vec{V} \setminus \vec{A}$, provided each term in (33) has support.

An alternative specification of a causal model associated with a CG \mathcal{G} may be obtained as follows. Fix the completion $\bar{\mathcal{G}}$ of \mathcal{G} to be any edge supergraph CG of \mathcal{G} . We can define a causal model of a DAG on $\bar{\mathcal{G}}$ by defining a DAG \mathcal{D} with vertices corresponding to elements in $\mathcal{B}(\bar{\mathcal{G}})$, and a directed edge from \vec{B}_i to \vec{B}_j whenever such an edge exists from an element of \vec{B}_i to an element of \vec{B}_j . Such a causal model may be defined using standard semantics, including structural equation semantics, which treat elements of $\mathcal{B}(\bar{\mathcal{G}})$ as variables.

Causal models associated with DAGs of blocks are commonly used, explicitly or implicitly, in the literature on partial interference problems in causal inference (Halloran and Struchiner, 1995; Tchetgen Tchetgen and VanderWeele, 2012). Given a causal DAG model a structural model associated with a CG \mathcal{G} , which is an edge subgraph of $\bar{\mathcal{G}}$ by construction, may be obtained by imposing an appropriate CMRF factorization with respect to $\mathcal{G}[\vec{B}]$ on sets of distributions $\{\vec{B}(\vec{a}) : \vec{v} \in \mathfrak{X}_{\text{pa}_{\mathcal{G}}(\vec{B})}\}$:

$$p(\vec{B}(\vec{a})) = \frac{1}{Z(\vec{a})} \prod_{\vec{C} \in \mathcal{C}(\mathcal{G}_{\vec{B}})} \phi_{\vec{C}}(\vec{v}_{\vec{C}}, \vec{a}_{\text{pa}_{\mathcal{G}}^*}(\vec{C})), \quad (34)$$

where, as before, $\mathcal{G}_{\vec{B}}$ is the graph containing only vertices in \vec{B} and edges in \mathcal{G} among elements of \vec{B} , and $\text{pa}_{\mathcal{G}}^*(\vec{C})$ is defined as $\cap_{V \in \vec{C}} \text{pa}_{\mathcal{G}}(V)$.

Because conditional and marginal independences in the causal model are logical consequences of (34), these constraints are population level in this model.

Despite the fact that the CG model under the structural model semantics is far weaker than the CG model under the structural equation model equilibrium semantics, some of the identification theory still holds. In particular, we have the following weaker analogue Lemma A.1.

Lemma A.2 *Fix a CG \mathcal{G} with a vertex set \vec{V} , and a causal model under the structural model semantics associated with \mathcal{G} . For any $\vec{A} \subseteq \vec{V}$ such that there exists a set of blocks $\vec{B}_1, \dots, \vec{B}_k$ such that $\vec{A} = \cup_i \vec{B}_i$,*

$$\begin{aligned} p(\{V(\vec{a}) = \vec{v}_V^* : V \in \vec{V} \setminus \vec{A}\}) &= \prod_{\vec{B} \in \mathcal{B}(\mathcal{G}); \vec{A} \cap \vec{B} = \emptyset} p(\vec{B} = \vec{v}_{\vec{B}}^* \mid \vec{v}_{\text{pa}_{\mathcal{G}}(\vec{B}) \setminus \vec{A}}^*, \vec{a}_{\text{pa}_{\mathcal{G}}(\vec{B}) \cap \vec{A}}) \\ &= \prod_{\vec{B} \in \mathcal{B}(\mathcal{G}); \vec{A} \cap \vec{B} = \emptyset} \frac{1}{Z(\vec{v}_{\text{pa}_{\mathcal{G}}(\vec{B}) \setminus \vec{A}}^*, \vec{a}_{\text{pa}_{\mathcal{G}}(\vec{B}) \cap \vec{A}})} \prod_{\vec{C} \in \mathcal{C}(\mathcal{G}_{\vec{B}})} \phi_{\vec{C}}(\vec{v}_{\vec{C}}, \vec{w}_{\text{pa}_{\mathcal{G}}^*}(\vec{C})), \end{aligned}$$

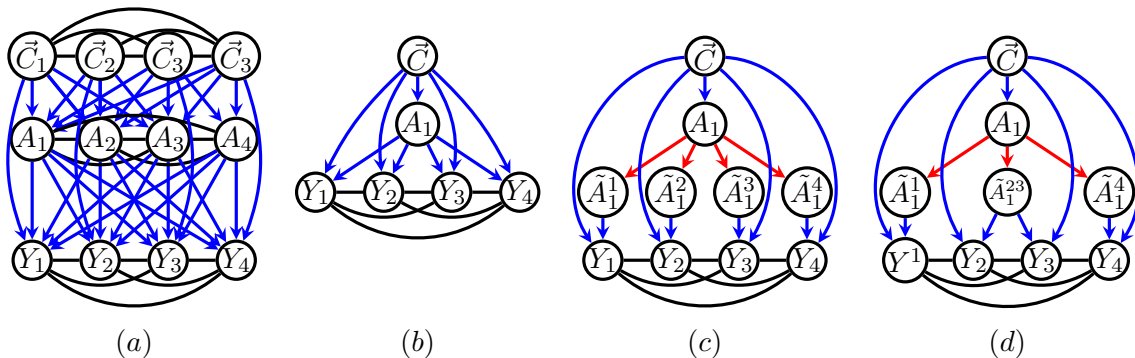


Figure 3: (a) An example of a causal model with partial interference and blocks of size 4, where covariates C_n , treatments A_n , and outcomes Y_n for $n = 1, \dots, 4$ are mutually associated, and each treatment A_n potentially directly influences all outcomes. (b) A simplified version of a model in (a) showing a single treatment A_1 for unit 1, and with all baseline covariates joined into a single vertex \vec{C} . (c) A CG model representing treatment decomposition assumptions necessary for the identification of unit-specific components of the network average spillover effect of A_1 on the outcomes in the model in (b). (d) A relaxation of the model in (c) which does not permit identification of a unit-specific treatment decomposition of the network average spillover effect of A_1 on the outcomes, but does permit identification of a coarser decomposition where effects of A_1 on outcomes for units 2 and 3 are bundled together.

for any assignment \vec{v}^* to $\vec{V} \setminus \vec{A}$, provided each term in (33) has support. Here values $\vec{w}_{\text{pa}_g^*(\vec{C})}$ of $\text{pa}_g^*(\vec{C})$ in each term are consistent with \vec{a} and \vec{v}^* .

Proof This follows from the standard g-formula results for identification in fully observed DAGs, and further factorization of each g-formula term due to (34). ■

Appendix B. Treatment Decomposition In General Networks

We now consider how network average causal effects in the presence of interference may be decomposed in a general setting with partial interference. Specifically, we consider the setting we introduced earlier, with B blocks of N units each. We assume the size and structure of B blocks are identical, with these variables then serving as independent realizations of underlying block level random variables \vec{C}_n, A_n , and Y_n for $n \in \{1, \dots, N\}$. As before, we assume network versions of conditional ignorability, positivity, and consistency.

These assumptions correspond to a CG model with three blocks of size N corresponding to a block of covariates $\vec{C} = \{\vec{C}_1, \dots, \vec{C}_N\}$, a block of treatments $\vec{A} = \{A_1, \dots, A_N\}$, and a block of outcomes $\vec{Y} = \{Y_1, \dots, Y_N\}$. The structure of undirected edges within each block

is arbitrary, and represent dependence and independence among outcomes in the block. In addition, we assume a causal ordering where covariates \vec{C} precede treatments \vec{A} and both \vec{C} and \vec{A} precede outcomes \vec{Y} . Any variable in a block causally prior to another block may potentially causally influence any variable in that block. An example of such a model for a block of size 4 is shown in Fig. 3 (a). In this model all covariates, treatments and outcomes are mutually associated, which is represented by vertices C_n, A_n, Y_n (for $n = 1, \dots, 4$) forming cliques. To avoid edge clutter, we omit directed edges from covariates \vec{C}_i for any unit i to any outcome other than the outcome Y_i of unit i , while displaying all other causal relationships from variables in causally prior blocks to variables in causally subsequent blocks. In particular, each unit's treatment potentially influences outcomes of all units, allowing for the possibility of a spillover effect of any unit's treatment on any other unit's outcome.

In this model, the main and spillover effects, and their network average versions, are identified by the standard argument for the conditionally ignorable model. For instance, the $SE_n(\vec{a}_{-n}, \vec{a}'_{-n}, 0)$ for a particular unit n , where $\vec{a} \equiv 1$, and $\vec{a}' \equiv 0$ is identified as follows:

$$\mathbb{E}[Y_n(\vec{a}_{-n}, \vec{a}'_{-n})] - \mathbb{E}[Y_n(\vec{a}'_{-n}, \vec{a}'_{-n})] = \sum_{\vec{c}} \{ \mathbb{E}[Y_n | \vec{a}_{-n}, \vec{a}'_{-n}, \vec{c}] - \mathbb{E}[Y_n | \vec{a}', \vec{c}] \} p(\vec{c}).$$

We are interested in decomposing the spillover effect, or possibly its network average version into components representing the causal influence of unit i 's treatment A_i on the outcome Y_j of another unit j within a block.

To simplify notation, we consider the spillover effect of unit 1's treatment A_1 on outcomes of other units $n \neq 1$, and suppress mention of treatments for all units other than 1 (as all such treatments are either set to the baseline value, or are assigned the same value as the treatment of interest in the spillover effect). In addition, we will use the vertex \vec{C} to denote covariates of all units $\vec{C}_1, \vec{C}_2, \vec{C}_3, \vec{C}_4$. The resulting simplified model is shown in Fig. 3 (b).

To obtain this decomposition, we generalize the assumption for the dyadic model described in Section 3.3. Specifically, we assume the treatment A_1 may be decomposed into a set of components \tilde{A}_1^n , where each component is connected via a directed edge to the outcome Y_n of unit n directly, and to no other outcomes.

As was the case in the dyadic example in the previous section, this assumption is represented by a chain graph where a treatment A_1 decomposes into a set of additional vertices \tilde{A}_1^n , one for each outcome $Y_n \in \vec{Y}$. In this chain graph, the vector of covariates \vec{C} directly influences A_1 and each $Y_n \in \vec{Y}$, while each \tilde{A}_1^n directly influences Y_n (only), and is in turn influenced by A_1 . An example of such an *extended* CG for the four variable example in Fig. 3 (b) is shown in Fig. 3 (c).

Let $\tilde{A}_1 \equiv \{\tilde{A}_1^n : n \in 1, \dots, N\}$, and fix any $\{\tilde{a}_1^n : n \in 1, \dots, N\} \equiv \tilde{a}_1 \in \mathfrak{X}_{\tilde{A}_1}$. The analogues of assumptions in (15) encoded by the extended CG \mathcal{G}^\dagger in Fig. 3 (c) correspond to the following

$$p(Y_n(\{\tilde{a}_1^1, \dots, \tilde{a}_1^N\}, \vec{c}) | \{Y_m(\{\tilde{a}_1^1, \dots, \tilde{a}_1^N\}, \vec{c}) : Y_m \in \vec{Y} \setminus \{Y_n\}\})$$

is only a function of $\text{nb}_{\mathcal{G}^\dagger}(Y_n) \cup \{Y_n, \tilde{a}_1^n\} \cup \vec{c}$, (35)

for all $n \in \{1, \dots, N\}$. Note that these assumptions correspond to (19) and (20) in the special case of dyadic blocks. In the model corresponding to Fig. 3 (c), the assumption in

the above list corresponding to Y_1 is

$$p\{Y_1(\tilde{a}_1^1, \tilde{a}_1^2, \tilde{a}_1^3, \tilde{a}_1^4, \vec{c}) \mid Y_2(\tilde{a}_1^1, \tilde{a}_1^2, \tilde{a}_1^3, \tilde{a}_1^4, \vec{c}), Y_3(\tilde{a}_1^1, \tilde{a}_1^2, \tilde{a}_1^3, \tilde{a}_1^4, \vec{c}), Y_4(\tilde{a}_1^1, \tilde{a}_1^2, \tilde{a}_1^3, \tilde{a}_1^4, \vec{c})\}$$

is only a function of $Y_1, Y_2, Y_3, Y_4, \tilde{a}_1^1, \vec{c}$,

for any values $\tilde{a}_1^1, \tilde{a}_1^2, \tilde{a}_1^3, \tilde{a}_1^4, \vec{c}$.

We now show how to obtain a decomposition of the spillover effect $\mathbb{E}[Y_n(\tilde{a}_1)] - \mathbb{E}[Y_n(\tilde{a}_1')]$ of A_1 on Y_n ($n \neq 1$) into unit-specific components, and obtain identification via (35). We fix an ordering \prec on units in a block, where for each unit n , we denote the set of units preceding n according to the ordering as $\text{pre}_\prec(n)$, and the set of units n precedes according to \prec as $\text{post}_\prec(n)$. As before, let $\tilde{a}_1^n = 1$, and $(\tilde{a}_1^n)' = 0$ for any n . We consider the following decomposition of $\mathbb{E}[Y_n(\tilde{a}_1)] - \mathbb{E}[Y_n(\tilde{a}_1')]$ (recall that $\{\tilde{A}_1^1, \dots, \tilde{A}_1^N\}$ are components of a single unit treatment A_1)

$$\begin{aligned} & \mathbb{E}[Y_n(\{\tilde{a}_1^l \mid l \in \text{pre}_\prec(n)\}, \tilde{a}_1^n, \{(\tilde{a}_1^m)' \mid m \in \text{post}_\prec(n)\})] - \\ & \mathbb{E}[Y_n(\{\tilde{a}_1^l \mid l \in \text{pre}_\prec(n)\}, (\tilde{a}_1^n)', \{(\tilde{a}_1^m)' \mid m \in \text{post}_\prec(n)\})]. \end{aligned}$$

In our four unit example, consider the decomposition of the spillover effect of A_1 on Y_2 , which is equal to $\mathbb{E}[Y_2(a_1, a_2', a_3, a_4)] - \mathbb{E}[Y_2(a_1', a_2', a_3', a_4')]$ in the model corresponding to Fig. 3 (a), and equal to $\mathbb{E}[Y_2(a_1)] - \mathbb{E}[Y_2(a_1')]$ in the simplified model in Fig. 3 (b), where treatments A_2, A_3, A_4 are suppressed from the notation.

Rewriting the spillover effect $\mathbb{E}[Y_2(a_1)] - \mathbb{E}[Y_2(a_1')]$ in terms of treatment components in the model corresponding to the extended CG in Fig. 3 (c), we obtain

$$\mathbb{E}[Y_2(a_1)] - \mathbb{E}[Y_2(a_1')] \equiv \mathbb{E}[Y_2(\tilde{a}_1^1, \tilde{a}_1^2, \tilde{a}_1^3, \tilde{a}_1^4)] - \mathbb{E}[Y_2((\tilde{a}_1^1)', (\tilde{a}_1^2)', (\tilde{a}_1^3)', (\tilde{a}_1^4)')].$$

Under an ordering $4 \prec 3 \prec 2 \prec 1$, the effect $\mathbb{E}[Y_2(\tilde{a}_1^1, \tilde{a}_1^2, \tilde{a}_1^3, \tilde{a}_1^4)] - \mathbb{E}[Y_2((\tilde{a}_1^1)', (\tilde{a}_1^2)', (\tilde{a}_1^3)', (\tilde{a}_1^4)')]$ decomposes as follows:

$$\begin{aligned} & \underbrace{\mathbb{E}[Y_2(\tilde{a}_1^1, \tilde{a}_1^2, \tilde{a}_1^3, \tilde{a}_1^4)] - \mathbb{E}[Y_2((\tilde{a}_1^1)', \tilde{a}_1^2, \tilde{a}_1^3, \tilde{a}_1^4)]}_{\text{indirect effect through } Y_1} + \underbrace{\mathbb{E}[Y_2((\tilde{a}_1^1)', \tilde{a}_1^2, \tilde{a}_1^3, \tilde{a}_1^4)] - \mathbb{E}[Y_2((\tilde{a}_1^1)', (\tilde{a}_1^2)', \tilde{a}_1^3, \tilde{a}_1^4)]}_{\text{direct effect}} \\ & \quad + \underbrace{\mathbb{E}[Y_2((\tilde{a}_1^1)', (\tilde{a}_1^2)', \tilde{a}_1^3, \tilde{a}_1^4)] - \mathbb{E}[Y_2((\tilde{a}_1^1)', (\tilde{a}_1^2)', (\tilde{a}_1^3)', \tilde{a}_1^4)]}_{\text{indirect effect through } Y_3} \\ & \quad + \underbrace{\mathbb{E}[Y_2((\tilde{a}_1^1)', (\tilde{a}_1^2)', (\tilde{a}_1^3)', \tilde{a}_1^4)] - \mathbb{E}[Y_2((\tilde{a}_1^1)', (\tilde{a}_1^2)', (\tilde{a}_1^3)', (\tilde{a}_1^4)')]}_{\text{indirect effect through } Y_4}. \end{aligned} \tag{36}$$

The notions of direct vs indirect influence discussed in Section 3.3 directly carries over to treatment components associated with multiple units' outcomes in a network. That is, under the CG interpretation in (Lauritzen and Richardson, 2002), a treatment component \tilde{A}_1^n directly influences an outcome Y_m if it appears in its structural equation, and does not otherwise. Similarly, a treatment component \tilde{A}_1^n indirectly influences Y_m if there is a chain of variables of size greater than 2 that starts at \tilde{A}_1^n , ends at Y_m , and each intermediate variable in the chain is directly caused by a variable just before it in the chain. In this sense, the decomposition of the spillover effect of A_1 on Y_2 in (36) may be viewed as a combination of four effects, the indirect effect through Y_1 , the direct effect, the indirect effect through Y_3 , and the indirect effect through Y_4 .

Thus, the above decomposition serve as the symmetric generalization of decompositions of the total effect of A on Y along a set of mediators M_1, \dots, M_N in standard mediation analysis. However, in this decomposition, the outcome Y is not distinguished from mediators M_1, \dots, M_N . Instead, each outcome in the block serves as either an outcome or a mediator, depending on which component of which spillover effect is under consideration.

The arbitrary choice of ordering that yields the above decomposition parallels the choice of ordering for standard decompositions common in mediation analysis in DAG models. In particular, for a single outcome Y and mediator M in a DAG model, the choice of ordering may yield different decompositions of the average causal effect into either the pure indirect effect, and the total direct effect, or alternatively the total indirect effect, and the pure indirect effect (Robins and Greenland, 1992).

The ordering we chose here simply governs the order in which treatment components change from 0 to 1 in our decomposition. This ordering does not correspond to a causal ordering on our model, does not entail a directed acyclic graph, and is still consistent with treating all block outcomes symmetrically, with some acting as mediators and some as outcomes, depending on which treatment component we consider.

We now show that all components of the above decomposition are identified given that assumptions (35) hold.

Before doing so, we first review a number of relevant results for (conditional) Markov random fields (CMRFs). Conditional Markov random fields are sets of distributions $p(\vec{V} | \vec{W})$ associated with conditional undirected graphs (CUGs) $\mathcal{G}(\vec{V}, \vec{W})$ which contain undirected and directed edges, such that every directed edge is out of an element in \vec{W} and into an element in \vec{V} , and all undirected edges are among elements in \vec{V} . Given a CUG $\mathcal{G}(\vec{V}, \vec{W})$, let $\mathcal{G}_{\vec{V}}$ be the (undirected) induced subgraph containing vertices in \vec{V} and all and only edges in $\mathcal{G}(\vec{V}, \vec{W})$ among elements in \vec{V} . Let $\mathcal{C}(\mathcal{G}_{\vec{V}})$ be the set of all cliques in $\mathcal{G}_{\vec{V}}$.

A conditional distribution $p(\vec{V} | \vec{W})$ is said to satisfy the pairwise Markov property with respect to a CUG $\mathcal{G}(\vec{V}, \vec{W})$ if for every $V \in \vec{V}$, $Z \in \vec{V} \cup \vec{W}$ such that Z is non-adjacent to V in $\mathcal{G}(\vec{V}, \vec{W})$, $p(V | (\vec{V} \cup \vec{W}) \setminus \{V\})$ is only a function of values of $(\vec{V} \cup \vec{W}) \setminus \{Z\}$.

The following theorem was derived in (Shpitser, 2023), based on an earlier result in (Lauritzen, 1996).

Theorem B.1 (Hammersly-Clifford for conditional MRFs) *Assume a positive $p(\vec{v} | \vec{w})$ obeys the pairwise Markov property for a CUG $\mathcal{G}(\vec{V}, \vec{W})$. Then $p(\vec{V} | \vec{W})$ Markov factorizes with respect to $\mathcal{G}(\vec{V}, \vec{W})$. That is,*

$$p(\vec{V} = \vec{v} | \vec{W} = \vec{w}) = \prod_{\vec{C} \subseteq \mathcal{C}(\mathcal{G}_{\vec{V}})} \phi_{\vec{C}}(\vec{v}_{\vec{C}}, \vec{w}_{\vec{C}^*}), \quad (37)$$

where for every \vec{C} , $\vec{C}^* = \bigcap_{C \in \vec{C}} \text{pa}_{\mathcal{G}}(C)$, and $\phi_{\vec{C}}(\vec{v}_{\vec{C}}, \vec{w})$, for any $\vec{C} \subseteq \vec{V}$ that corresponds to a clique in $\mathcal{G}_{\vec{V}}$, is defined as:

$$\phi_{\vec{C}}(\vec{v}_{\vec{C}}, \vec{w}) \equiv \exp \left\{ \sum_{\vec{B} \subseteq \vec{C}} (-1)^{|\vec{C} \setminus \vec{B}|} H_{\vec{B}}(\vec{v}_{\vec{B}}, \vec{w}) \right\}, \quad (38)$$

and for any subset $\vec{C} \subseteq \vec{V}$, define $H_{\vec{C}}(\vec{v}_{\vec{C}}, \vec{w}) \equiv \log p(\vec{v}_{\vec{C}}, \vec{v}_{\vec{V} \setminus \vec{C}}^* | \vec{w})$.

Note that terms $\phi_{\vec{c}}(\vec{v}_{\vec{c}}, \vec{w})$ in (37) are only functions of $\vec{C}^* = \bigcap_{C \in \vec{c}} \text{pa}_{\mathcal{G}}(C)$, and thus are written as $\phi_{\vec{c}}(\vec{v}_{\vec{c}}, \vec{w}_{\vec{c}^*})$.

Theorem 2 Fix an arbitrary value assignment \tilde{a}_1 to $\tilde{A}_1 \equiv \{\tilde{A}_1^1, \dots, \tilde{A}_1^N\}$. Assume every distribution $p(\vec{Y}(\tilde{a}_1) \mid \vec{c})$ is positive.

Then for every Y_m ($m = 1, \dots, N$), under the network versions of consistency, positivity, conditional ignorability, as well as (35),

$$p(y_m(\tilde{a}_1)) = \sum_{\vec{c}, \vec{y}_{-m}} \frac{\left(\prod_{n=1}^N \phi_{Y_n}(y_n, \tilde{a}_1^n, \vec{c}) \right) \prod_{\vec{S} \in \mathcal{C}_{\vec{Y}}} \phi_{\vec{S}}(\vec{y}_{\vec{S}}, \vec{c})}{Z(\tilde{a}_1, \vec{c})} p(\vec{c}), \quad (39)$$

where $\vec{y}_{\vec{S}}$ is the subset of \vec{y} pertaining to the clique \vec{S} , and every term in (39) is a function only of $p(\vec{Y} \mid \tilde{a}_1, \vec{C})p(\vec{C})$.

Note that \tilde{a}_1 may potentially assign conflicting values to different components of \tilde{a}_1 in \tilde{A}_1 . As a result, positivity holds for $p(\tilde{a}_1 \mid \vec{C})$ but not for $p(\{\tilde{A}_1^1, \dots, \tilde{A}_1^N\} \mid \vec{C})$. Thus, this theorem does not follow without assuming (35) in addition to standard assumptions.

Proof

By assumption $p(\vec{Y}(\tilde{a}_1)) = \sum_{\vec{c}} p(\vec{Y}(\tilde{a}_1) \mid \vec{c})p(\vec{c}) = \sum_{\vec{c}} p(\vec{Y} \mid \tilde{a}_1, \vec{c})p(\vec{c})$.

The extended CG associated with our model induces a CUG $\mathcal{G}(\vec{Y}, \tilde{A}_1 \cup \{\vec{C}\})$, where elements in \vec{Y} are pairwise connected by undirected edges, the vertex \vec{C} is a parent of every element in \vec{Y} , and each $\tilde{a}_1^n \in \tilde{A}_1$ is a parent of $Y_n \in \vec{Y}$.

Note that (35) corresponds to the pairwise Markov property for this CUG, hence the distribution $p(\vec{Y}(\tilde{a}_1) \mid \vec{c})$ is in the CMRF model for $\mathcal{G}(\vec{Y}, \tilde{A}_1 \cup \{\vec{C}\})$. By assumption and Theorem B.1, $p(\vec{Y}(\tilde{a}_1) \mid \vec{c}) = p(\vec{Y} \mid \tilde{a}_1, \vec{c})$ factorizes with respect to $\mathcal{G}(\vec{Y}, \tilde{A}_1 \cup \{\vec{C}\})$, and thus can be written as

$$\frac{\left(\prod_{n=1}^N \phi_{Y_n}(y_n, \tilde{a}_1^n, \vec{c}) \right) \prod_{\vec{S} \in \mathcal{C}_{\vec{Y}}} \phi_{\vec{S}}(\vec{y}_{\vec{S}}, \vec{c})}{Z(\tilde{a}_1, \vec{c})}$$

The fact that each term in the above expression is only a function of $p(\vec{Y} \mid \tilde{a}_1', \vec{C})$ where \tilde{a}_1' assign equal values to every element of \tilde{A}_1 follows by the clique structure of $\mathcal{G}(\vec{Y}, \tilde{A}_1 \cup \{\vec{C}\})$, and in particular from the fact that every $\tilde{a}_1^n \in \tilde{A}_1$ only has a single child in \vec{Y} .

This concludes the proof. ■

To illustrate this result, the term $p(y_2(\tilde{a}_1^1, \tilde{a}_1^2, \tilde{a}_1^3, \tilde{a}_1^4)) - p(y_2((\tilde{a}_1^1)', \tilde{a}_1^2, \tilde{a}_1^3, \tilde{a}_1^4))$ in the decomposition above is identified as

$$\begin{aligned} & \sum_{y_1, y_3, y_4, \vec{c}} \frac{\phi_{Y_1}(\tilde{a}_1^1, y_1, \vec{c}) \phi_{Y_2}(\tilde{a}_1^2, y_2, \vec{c}) \phi_{Y_3}(\tilde{a}_1^3, y_3, \vec{c}) \phi_{Y_4}(\tilde{a}_1^4, y_4, \vec{c}) \prod_{\vec{S} \subseteq \vec{Y}; |\vec{S}| > 1} \phi_{\vec{S}}(\{y_i : Y_i \in \vec{S}\}, \vec{c})}{Z(\tilde{a}_1^1, \tilde{a}_1^2, \tilde{a}_1^3, \tilde{a}_1^4, \vec{c})} p(\vec{c}) \\ & - \sum_{y_1, y_3, y_4, \vec{c}} \frac{\phi_{Y_1}((\tilde{a}_1^1)', y_1, \vec{c}) \phi_{Y_2}(\tilde{a}_1^2, y_2, \vec{c}) \phi_{Y_3}(\tilde{a}_1^3, y_3, \vec{c}) \phi_{Y_4}(\tilde{a}_1^4, y_4, \vec{c}) \prod_{\vec{S} \subseteq \vec{Y}; |\vec{S}| > 1} \phi_{\vec{S}}(\{y_i : Y_i \in \vec{S}\}, \vec{c})}{Z((\tilde{a}_1^1)', \tilde{a}_1^2, \tilde{a}_1^3, \tilde{a}_1^4, \vec{c})} p(\vec{c}), \end{aligned}$$

where $\vec{Y} = \{Y_1, Y_2, Y_3, Y_4\}$.

As discussed in Section 3.3, under the weaker structural model semantics of CGs, the notion of direct versus indirect influence of a treatment component may be recovered by considering the form of the modified factorization above.

Theorem 2 implies a maximum likelihood plug-in estimation strategy that generalizes results in Section 5.1. Such a strategy could be based on a recent general likelihood for chain graphs described in (Shpitser, 2023).

Appendix C. Extensions to Settings with Full Interference

Our identification result for treatment decompositions in general networks described in the previous section may be extended, in certain cases, to *full interference settings*, where only a single realization of n mutually dependent units is available. While causal identification results in such settings remain unchanged, as they rely on the knowledge of the observed data distribution, achieving a usable estimator requires additional assumptions allowing statistical inference to be made from a single sample.

The auto-g-computation algorithm, described in (Tchetgen Tchetgen et al., 2020), for causal models of interference obeying the network version of conditional ignorability ($\vec{Y}(\vec{a}) \perp\!\!\!\perp \vec{A} \mid \vec{C}$), where \vec{Y} , \vec{A} , \vec{C} , are vectors of outcomes, treatments and covariates for units in the network. The method works by imposing additional Markov restrictions encoded by a chain graph associated with a chain graph on the observed data distribution from this model, an example of such a chain graph is shown in Fig. 3 (a).

In particular, given a network of n units, if the chain graph \mathcal{G} is sufficiently sparse, such that the Gibbs factor conditional distributions of the form $p(Y_i \mid \text{nb}(Y_i), \text{pa}(Y_i))$ depend only on variables of neighbors of unit i , and each unit has *few neighbors*, statistical inference becomes possible by exploiting independence restrictions in the model via coding or pseudo-likelihood estimators (Besag, 1975; Tchetgen Tchetgen et al., 2020).

In addition, variable numbers of neighbors for units in the network may be modelled by imposing additional assumptions on models $p(Y_i \mid \text{nb}(Y_i), \text{pa}(Y_i))$, in particular that neighbors of each unit are exchangeable, and that the number of neighbors itself is a parameter. Examples of coherent distributions that obey such assumptions are described in (Tchetgen Tchetgen et al., 2020).

Such assumptions also allow a natural modeling strategy for partial interference settings with heterogeneous block sizes by simply recasting them as full interference problems.

Appendix D. Coarser Decompositions Of The Spillover Effect

Consider the general network setting discussed in Section B, where, as before, we are interested in the spillover effect on unit 2, and we suppress from the notation, without loss of generality, treatments of all units except unit 1.

The factorization of the observed data distribution $p(y_1, y_2, y_3, y_4, \tilde{a}_1^1, \tilde{a}_1^2, \tilde{a}_1^3, \tilde{a}_1^4, a_1, \vec{c})$ consistent with the extended CG containing treatment components in Fig. 3 (c) is:

$$\frac{\phi_{Y_1}(\tilde{a}_1^1, y_1, \vec{c})\phi_{Y_2}(\tilde{a}_1^2, y_2, \vec{c})\phi_{Y_3}(\tilde{a}_1^3, y_3, \vec{c})\phi_{Y_4}(\tilde{a}_1^4, y_4, \vec{c}) \prod_{Y_i \in \vec{Y}} \phi_{Y_i}(y_i, \tilde{a}_1^i, \vec{c}) \prod_{\vec{S} \subseteq \vec{Y}; |\vec{S}| > 1} \phi_{\vec{S}}(\{y_i : Y_i \in \vec{S}\}, \vec{c})}{Z(\tilde{a}_1^1, \tilde{a}_1^2, \tilde{a}_1^3, \tilde{a}_1^4, \vec{c})} \quad (40)$$

$$p(\tilde{a}_1^1 | a_1)p(\tilde{a}_1^2 | a_1)p(\tilde{a}_1^3 | a_1)p(\tilde{a}_1^4 | a_1)p(a | \vec{c})p(\vec{c}),$$

where $Z(\tilde{a}_1^1, \tilde{a}_1^2, \tilde{a}_1^3, \tilde{a}_1^4, \vec{c})$ is a normalizing constant, and, as before, factors $p(\tilde{a}_1^i | a_1)$ are deterministic.

Dropping treatment components from the factorization allows us to rewrite it as:

$$\frac{\phi_{Y_1}(\tilde{a}_1^1, y_1, \vec{c})\phi_{Y_2}(\tilde{a}_1^1, y_2, \vec{c})\phi_{Y_3}(\tilde{a}_1^1, y_3, \vec{c})\phi_{Y_4}(\tilde{a}_1^1, y_4, \vec{c}) \prod_{Y_i \in \vec{Y}} \phi_{Y_i}(y_i, \tilde{a}_1^1, \vec{c}) \prod_{\vec{S} \subseteq \vec{Y}; |\vec{S}| > 1} \phi_{\vec{S}}(\{y_i : Y_i \in \vec{S}\}, \vec{c})}{Z(\tilde{a}_1^1, \vec{c})} \quad p(\tilde{a}_1^1 | \vec{c})p(\vec{c}).$$

By contrast with above, the factorization of the saturated distribution would have every term $\phi_{\vec{S}}$ in the last product be a function of A . Put another way, the above factorization implies that interactions containing both elements of Y and \tilde{A}_1 are of size at most two. In the dyadic outcome case where both Y and \tilde{a}_1^1 are binary variables, this constraint resulted in the loss of a single degree of freedom in the conditional log-linear model corresponding to the conditional factor of the CG model. In a general network of size N , this results in many more restrictions on the observed law. These restrictions may not be believable a priori, and some or even many may be ruled out by hypothesis tests.

To address this, we introduce a weaker treatment decomposition in the model described in Section B, where treatment components are not associated with specific outcomes, but with bundles of outcomes. These weaker decompositions rely on correspondingly weaker restrictions on the observed data law, where arbitrary interaction terms between bundled outcomes and treatments are allowed. Specifically, we partition \vec{Y} into disjoint subsets $\vec{Y}_1, \dots, \vec{Y}_K$, and decompose A_1 into components $\tilde{A}_1^1, \dots, \tilde{A}_1^K$, which now corresponds to these *sets* of outcomes. As before, let $\tilde{A}_1 \equiv \{\tilde{A}_1^1, \dots, \tilde{A}_1^K\}$, and fix any value \tilde{a}_1 in $\mathfrak{X}_{\tilde{A}_1}$.

We assume the following generalization of (35):

$$p(\vec{Y}_k(\{\tilde{a}_1^1, \dots, \tilde{a}_1^K\}, \vec{c}) \mid \{\vec{Y}_m(\{\tilde{a}_1^1, \dots, \tilde{a}_1^K\}, \vec{c}) : \vec{Y}_m \in \vec{Y} \setminus \{\vec{Y}_k\}\})$$

is only a function of $\text{nb}_{G^+}(\vec{Y}_k) \cup \{\vec{Y}_k, \tilde{a}_1^k\} \cup \vec{c}$, (41)

for all $k \in \{1, \dots, K\}$.

Graphically, this assumption states that the treatment A_1 may be decomposed into a set of components $\tilde{A}_1^k (k = 1 \dots K)$, where each copy only influences outcomes in the set \vec{Y}_k directly, and other outcomes indirectly. This assumption is encapsulated by a chain graph where the treatment A_i (for unit i) decomposes into a set of additional vertices \tilde{A}_i^k , one for each outcome set \vec{Y}_k above. In this chain graph, the vector of covariates \vec{C} directly influences A_i and each Y_k , while each \tilde{A}_i^k directly influences \vec{Y}_k (only), and is in turn influenced by A_i . An example of such a CG for the four variable example in Fig. 3 (b), where the sets are $\vec{Y}_1 = \{Y_1\}, \vec{Y}_{23} = \{Y_2, Y_3\}, \vec{Y}_4 = \{Y_4\}$ is shown in Fig. 3 (d).

Given this weaker decomposition, we obtain the following version of Theorem 2.

Theorem 3 Fix an arbitrary value assignment \tilde{a}_1 to $\tilde{A}_1 \equiv \{\tilde{A}_1^1, \dots, \tilde{A}_1^K\}$. Assume every distribution $p(\vec{Y}(\tilde{a}_1) \mid \vec{c})$ is positive. Then for every Y_m , under the network versions of consistency, positivity, conditional ignorability, as well as (41),

$$p(y_m(\tilde{a}_1)) = \sum_{\vec{c}, \vec{y}_{-m}} \frac{\left(\prod_{k=1}^K \phi_{\vec{Y}_k, \tilde{A}_1^k}(\vec{y}_k, \tilde{a}_1^k, \vec{c}) \right) \prod_{\vec{S} \in \mathcal{C}_{\vec{Y}}} \phi_{\vec{S}}(\vec{y}_{\vec{S}}, \vec{c})}{Z(\tilde{a}_1, \vec{c})} p(\vec{c}), \quad (42)$$

where \vec{y}_C is the subset of \vec{y} pertaining to the clique \vec{S} .

The proof is a direct analogue of the proof of Theorem 2.

The coarser decomposition obtained from this weaker model is obtained by a straightforward generalization of the outcome-specific decomposition. Rather than fixing an ordering on units in a block, we fix an ordering on sets of outcomes \vec{Y}_k , $k \in 1, \dots, K$. For each set \vec{Y}_k , we denote the set of units preceding this set according to the ordering as $\text{pre}_{\prec}(k)$, and the set of outcome sets \vec{Y}_k precedes according to \prec as $\text{post}_{\prec}(k)$. As before, let $\tilde{a} = 1$, and $\tilde{a}' = 0$. We consider the following decomposition of $\mathbb{E}[Y_i(\tilde{a})] - \mathbb{E}[Y_i(\tilde{a}')]$ (recall that \tilde{A}_1 are components of a single unit treatment A_1 , with others treatments suppressed from the notation):

$$\begin{aligned} & \sum_{k=1}^K \mathbb{E}[Y_i(\{\tilde{a}_1^l \mid l \in \text{pre}_{\prec}(k)\}, \tilde{a}_1^k, \{(\tilde{a}_1^m)'\mid m \in \text{post}_{\prec}(k)\})] - \\ & \mathbb{E}[Y_i(\{\tilde{a}_1^l \mid l \in \text{pre}_{\prec}(k)\}, (\tilde{a}_1^k)', \{(\tilde{a}_1^m)'\mid m \in \text{post}_{\prec}(k)\})]. \end{aligned}$$

In the four unit example shown in Fig. 3 (c), the effect $\mathbb{E}[Y_2(\tilde{a}_1^1, \tilde{a}_1^{23}, \tilde{a}_1^4)] - \mathbb{E}[Y_2((\tilde{a}_1^1)', (\tilde{a}_1^{23})', (\tilde{a}_1^4)')]$ decomposes as follows:

$$\begin{aligned} & \underbrace{\mathbb{E}[Y_2(\tilde{a}_1^1, \tilde{a}_1^{23}, \tilde{a}_1^4)] - \mathbb{E}[Y_2((\tilde{a}_1^1)', \tilde{a}_1^{23}, \tilde{a}_1^4)]}_{\text{indirect effect through } Y_1} + \underbrace{\mathbb{E}[Y_2((\tilde{a}_1^1)', \tilde{a}_1^{23}, \tilde{a}_1^4)] - \mathbb{E}[Y_2((\tilde{a}_1^1)', (\tilde{a}_1^{23})', \tilde{a}_1^4)]}_{\text{effect through } Y_2 \text{ and } Y_3} \\ & + \underbrace{\mathbb{E}[Y_2((\tilde{a}_1^1)', (\tilde{a}_1^{23})', \tilde{a}_1^4)] - \mathbb{E}[Y_2((\tilde{a}_1^1)', (\tilde{a}_1^{23})', (\tilde{a}_1^4)')]}_{\text{indirect effect through } Y_4} \end{aligned}$$

Note that given the coarser decomposition of the effect of A_1 on Y_2 which bundles Y_2 and Y_3 together, the second component of the above decomposition cannot be interpreted as either a direct or an indirect effect (mediated by Y_3), but is instead a combination of the two. An analogue situation may occur in mediation problems in causal models associated with DAGs, where neither a direct effect, nor an indirect effect may be individually identifiable, but a “bundle effect” including them both may be.

To illustrate Theorem 3, the term $\mathbb{E}[Y_2(\tilde{a}_1^1, \tilde{a}_1^{23}, \tilde{a}_1^4)] - \mathbb{E}[Y_2((\tilde{a}_1^1)', \tilde{a}_1^{23}, \tilde{a}_1^4)]$ in the above decomposition, evaluated at y_2 is identified as

$$\begin{aligned} & \sum_{y_1, y_3, y_4, \vec{c}} \frac{\phi_{Y_1}(\tilde{a}_1^1, y_1) \phi_{Y_2, Y_3}(\tilde{a}_1^{23}, y_2, y_3) \phi_{Y_4}(\tilde{a}_1^4, y_4) \phi_{Y_1, Y_2, Y_3, Y_4}(y_1, y_2, y_3, y_4)}{Z(\tilde{a}_1^1, \tilde{a}_1^{23}, \tilde{a}_1^4, \vec{c})} p(\vec{c}) \\ & - \sum_{y_1, y_3, y_4, \vec{c}} \frac{\phi_{Y_1}((\tilde{a}_1^1)', y_1) \phi_{Y_2, Y_3}(\tilde{a}_1^{23}, y_2, y_3) \phi_{Y_4}(\tilde{a}_1^4, y_4) \phi_{Y_1, Y_2, Y_3, Y_4}(y_1, y_2, y_3, y_4)}{Z((\tilde{a}_1^1)', \tilde{a}_1^{23}, \tilde{a}_1^4, \vec{c})} p(\vec{c}). \end{aligned}$$

Appendix E. Details on Results in Section 5.2

In this section, we provide technical details on the result in Section 5.2.

E.1 Proof of Theorem 1

We first prove that the influence function IF in Theorem 1 is a valid influence function for $\psi(\tilde{a}^1, (\tilde{a}^2)')$ in the symmetric model \mathcal{M}_{sym} . The density in \mathcal{M}_{sym} can be parametrized as follows:

$$\begin{aligned} & f(Y_1 = y_1, Y_2 = y_2, A = a, \vec{C} = \vec{c}) \\ &= \frac{\gamma_{12}(y_1, y_2 | \vec{c}) \gamma_{1A}(y_1, a | \vec{c}) \gamma_{2A}(y_2, a | \vec{c}) f_1(y_1 | \vec{c}) f_2(y_2 | \vec{c}) f_A(a | \vec{c})}{\mathcal{N}(\vec{c})} f_C(\vec{c}) , \end{aligned}$$

where

$$\begin{aligned} \gamma_{12}(y_1, y_2 | \vec{c}) &= \frac{f(Y_1 = y_1, Y_2 = y_2, A = a, \vec{C} = \vec{c})}{f(Y_1 = y_1, Y_2 = 0, A = a, \vec{C} = \vec{c})} \frac{f(Y_1 = 0, Y_2 = 0, A = a, \vec{C} = \vec{c})}{f(Y_1 = 0, Y_2 = y_2, A = a, \vec{C} = \vec{c})} \\ \gamma_{1A}(y_1, a | \vec{c}) &= \frac{f(Y_1 = y_1, Y_2 = 0, A = a, \vec{C} = \vec{c})}{f(Y_1 = y_1, Y_2 = 0, A = \tilde{a}^1, \vec{C} = \vec{c})} \frac{f(Y_1 = 0, Y_2 = 0, A = \tilde{a}^1, \vec{C} = \vec{c})}{f(Y_1 = 0, Y_2 = 0, A = a, \vec{C} = \vec{c})} \\ \gamma_{2A}(y_2, a | \vec{c}) &= \frac{f(Y_1 = 0, Y_2 = y_2, A = a, \vec{C} = \vec{c})}{f(Y_1 = 0, Y_2 = y_2, A = \tilde{a}^{2'}, \vec{C} = \vec{c})} \frac{f(Y_1 = 0, Y_2 = 0, A = \tilde{a}^{2'}, \vec{C} = \vec{c})}{f(Y_1 = 0, Y_2 = 0, A = a, \vec{C} = \vec{c})} \\ f_1(y_1 | \vec{c}) &= f_1(y_1 | \tilde{a}^1, Y_2 = 0, \vec{c}) \\ f_2(y_2 | \vec{c}) &= f_2(y_2 | \tilde{a}^{2'}, Y_1 = 0, \vec{c}) \\ f_A(a | \vec{c}) &= f_A(a | Y_1 = 0, Y_2 = 0, \vec{c}) \\ \mathcal{N}(\vec{c}) &= \int \gamma_{12}(y_1, y_2 | \vec{c}) \gamma_{1A}(y_1, a | \vec{c}) \gamma_{2A}(y_2, a | \vec{c}) f_1(y_1 | \vec{c}) f_2(y_2 | \vec{c}) f_A(a | \vec{c}) d(y_1, y_2, a) . \end{aligned}$$

Therefore, any density in \mathcal{M}_{sym} is parametrized by 7 nuisance functions, three odds ratios, three baseline densities, and the density of \vec{C} .

The target estimand $\psi := \psi(\tilde{a}^1, \tilde{a}^{2'})$ is defined as $\psi = \mathbb{E}\{\theta(\vec{C})\}$ where

$$\begin{aligned} \theta(\vec{c}) &= \frac{\theta_N(\vec{c})}{\theta_D(\vec{c})} , \\ \theta_N(\vec{c}) &= \int h(y_1, y_2) \gamma_{12}(y_1, y_2 | \vec{c}) f_1(y_1 | \vec{c}) f_2(y_2 | \vec{c}) d(y_1, y_2) , \\ \theta_D(\vec{c}) &= \int \gamma_{12}(y_1, y_2 | \vec{c}) f_1(y_1 | \vec{c}) f_2(y_2 | \vec{c}) d(y_1, y_2) . \end{aligned} \tag{43}$$

Also, recall that Q_1 and Q_2 are defined as

$$\begin{aligned} Q_1(y_1 | \vec{c}) &= \int \{h(y_1, y_2) - \theta(\vec{c})\} \gamma(y_1, y_2 | \vec{c}) f_2(y_2 | \tilde{a}^{2'}, Y_1 = 0, \vec{c}) dy_2 , \\ Q_2(y_2 | \vec{c}) &= \int \{h(y_1, y_2) - \theta(\vec{c})\} \gamma(y_1, y_2 | \vec{c}) f_1(y_1 | \tilde{a}^1, Y_2 = 0, \vec{c}) dy_1 . \end{aligned} \tag{44}$$

Before we prove the result, we consider a few useful results. First, for any function \mathcal{G} , we have

$$\begin{aligned} & \mathbb{E}\{\mathbb{I}(A = \tilde{a}^{2'})\mathcal{G}(Y_1, Y_2)/\gamma_{1A}(Y_1, \tilde{a}^{2'} | \vec{c}) | \vec{c}\} \\ &= \frac{1}{\mathcal{N}(\vec{c})} \int \mathcal{G}(y_1, y_2)\gamma_{12}(y_1, y_2 | \vec{c})f_1(y_1 | \vec{c})f_2(y_2 | \vec{c})f_A(\tilde{a}^{2'} | \vec{c}) d(y_1, y_2) , \\ & \mathbb{E}\{\mathbb{I}(A = \tilde{a}^1)\mathcal{G}(Y_1, Y_2)/\gamma_{2A}(Y_2, \tilde{a}^1 | \vec{c}) | \vec{c}\} \\ &= \frac{1}{\mathcal{N}(\vec{c})} \int \mathcal{G}(y_1, y_2)\gamma_{12}(y_1, y_2 | \vec{c})f_1(y_1 | \vec{c})f_2(y_2 | \vec{c})f_A(\tilde{a}^1 | \vec{c}) d(y_1, y_2) . \end{aligned}$$

Therefore we obtain

$$\begin{aligned} \mathbb{E}\left\{\frac{\mathbb{I}(A = \tilde{a}^{2'})}{\gamma_{1A}(Y_1, \tilde{a}^{2'})} \middle| \vec{c}\right\} &= \frac{\theta_D(\vec{c})f_A(\tilde{a}^{2'} | \vec{c})}{\mathcal{N}(\vec{c})} =: \delta_1(\vec{c}) , \\ \mathbb{E}\left\{\frac{\mathbb{I}(A = \tilde{a}^1)}{\gamma_{2A}(Y_2, \tilde{a}^1)} \middle| \vec{c}\right\} &= \frac{\theta_D(\vec{c})f_A(\tilde{a}^1 | \vec{c})}{\mathcal{N}(\vec{c})} =: \delta_2(\vec{c}) , \end{aligned} \quad (45)$$

and

$$\frac{\mathbb{E}\left\{\frac{\mathbb{I}(A=\tilde{a}^{2'})h(Y_1, Y_2)}{\gamma_{1A}(Y_1, \tilde{a}^{2'} | \vec{c})} \middle| \vec{c}\right\}}{\mathbb{E}\left\{\frac{\mathbb{I}(A=\tilde{a}^{2'})}{\gamma_{1A}(Y_1, \tilde{a}^{2'} | \vec{c})} \middle| \vec{c}\right\}} = \frac{\mathbb{E}\left\{\frac{\mathbb{I}(A=\tilde{a}^1)h(Y_1, Y_2)}{\gamma_{2A}(Y_1, \tilde{a}^1 | \vec{c})} \middle| \vec{c}\right\}}{\mathbb{E}\left\{\frac{\mathbb{I}(A=\tilde{a}^1)}{\gamma_{2A}(Y_1, \tilde{a}^1 | \vec{c})} \middle| \vec{c}\right\}} = \theta(\vec{c}) . \quad (46)$$

Next, we will establish

$$\begin{aligned} \mathbb{E}\left\{\frac{\mathbb{I}(A = \tilde{a}^{2'})Q_1(Y_1 | \vec{c})}{\gamma_{12}(Y_1, Y_2 | \vec{c})\gamma_{1A}(Y_1, \tilde{a}^{2'} | \vec{c})} \middle| \vec{c}\right\} &= 0, & \mathbb{E}\left\{\frac{\mathbb{I}(A = \tilde{a}^1)Q_1(Y_2 | \vec{c})}{\gamma_{12}(Y_1, Y_2 | \vec{c})\gamma_{2A}(Y_2, \tilde{a}^1 | \vec{c})} \middle| \vec{c}\right\} &= 0, \\ \mathbb{E}\left\{\frac{\mathbb{I}(A = \tilde{a}^{2'})Q_2(Y_1 | \vec{c})}{\gamma_{12}(Y_1, Y_2 | \vec{c})\gamma_{1A}(Y_1, \tilde{a}^{2'} | \vec{c})} \middle| \vec{c}\right\} &= 0, & \mathbb{E}\left\{\frac{\mathbb{I}(A = \tilde{a}^1)Q_2(Y_2 | \vec{c})}{\gamma_{12}(Y_1, Y_2 | \vec{c})\gamma_{2A}(Y_2, \tilde{a}^1 | \vec{c})} \middle| \vec{c}\right\} &= 0 \end{aligned} \quad (47)$$

We only provide algebraic details of the first result because the others can be shown in a similar manner.

$$\begin{aligned} & \mathbb{E}\left\{\frac{\mathbb{I}(A = \tilde{a}^{2'})Q_1(Y_1 | \vec{c})}{\gamma_{12}(Y_1, Y_2 | \vec{c})\gamma_{1A}(Y_1, \tilde{a}^{2'} | \vec{c})} \middle| \vec{c}\right\} \\ & \propto \int Q_1(y_1 | \vec{c})f_1(y_1 | \vec{c}) \underbrace{\gamma_{2A}(y_2, \tilde{a}^{2'} | \vec{c})}_{=1} f_2(y_2 | \vec{c})f_A(1 | \vec{c}) d(y_1, y_2) \\ &= f_A(1 | \vec{c}) \int Q_1(y_1 | \vec{c})f_1(y_1 | \vec{c}) dy_1 \\ &= f_A(1 | \vec{c}) \int \left[\int \{h(y_1, y_2) - \theta(\vec{c})\}\gamma_{12}(y_1, y_2)f_2(y_2 | \vec{c}) dy_2 \right] f_1(y_1 | \vec{c}) dy_1 \\ &= f_A(1 | \vec{c}) \left[\int h(y_1, y_2)\gamma_{12}(y_1, y_2)f_1(y_1 | \vec{c})f_2(y_2 | \vec{c}) d(y_1, y_2) \right. \\ & \quad \left. - \theta(\vec{c}) \int \gamma_{12}(y_1, y_2)f_1(y_1 | \vec{c})f_2(y_2 | \vec{c}) d(y_1, y_2) \right] \\ &= f_A(1 | \vec{c})\{\theta_N(\vec{c}) - \theta(\vec{c})\theta_D(\vec{c})\} \\ &= 0 . \end{aligned}$$

We consider a parametric submodel of \mathcal{M}_{sym} , parametrized by η , which is

$$\begin{aligned} f(Y_1 = y_1, Y_2 = y_2, A = a, \vec{C} = \vec{c}; \eta) \\ = \frac{\gamma_{12}(y_1, y_2 | \vec{c}; \eta) \gamma_{1A}(y_1, a | \vec{c}; \eta) \gamma_{2A}(y_2, a | \vec{c}; \eta) f_1(y_1 | \vec{c}; \eta) f_2(y_2 | \vec{c}; \eta) f_A(a | \vec{c}; \eta)}{\mathcal{N}(\vec{c}; \eta)} f_C(\vec{c}; \eta) . \end{aligned}$$

Without loss of generality, we assume that the true nuisance functions are recovered at η^* . Let $\mathbb{E}^{(\eta)}$ be the expectation operator with respect to $f(\cdot; \eta)$. The target parameter evaluated at η is $\psi(\eta) = \mathbb{E}^{(\eta)}\{\theta(\vec{C}; \eta)\}$ where

$$\begin{aligned} \theta(\vec{c}; \eta) &= \frac{\theta_N(\vec{c}; \eta)}{\theta_D(\vec{c}; \eta)} , \\ \theta_N(\vec{c}; \eta) &= \int h(y_1, y_2) \gamma_{12}(y_1, y_2 | \vec{c}; \eta) f_1(y_1 | \vec{c}; \eta) f_2(y_2 | \vec{c}; \eta) d(y_1, y_2) , \\ \theta_D(\vec{c}; \eta) &= \int \gamma_{12}(y_1, y_2 | \vec{c}; \eta) f_1(y_1 | \vec{c}; \eta) f_2(y_2 | \vec{c}; \eta) d(y_1, y_2) . \end{aligned}$$

The partial derivative of the target estimand is

$$\begin{aligned} \frac{\partial \psi(\eta)}{\partial \eta} &= \int \left\{ \nabla_{\eta} \theta(\vec{c}; \eta) f_C(\vec{c}; \eta) + \theta(\vec{c}; \eta) s_C(\vec{c}; \eta) f_C(\vec{c}; \eta) \right\} d\vec{c} \\ &= \int \theta(\vec{c}; \eta) \left\{ \frac{\nabla_{\eta} \theta_N(\vec{c}; \eta)}{\theta_N(\vec{c}; \eta)} - \frac{\nabla_{\eta} \theta_D(\vec{c}; \eta)}{\theta_D(\vec{c}; \eta)} + s_C(\vec{c}; \eta) \right\} f_C(\vec{c}; \eta) d\vec{c} \\ &= \mathbb{E}^{(\eta)} \left[\theta(\vec{C}; \eta) \left\{ \frac{\nabla_{\eta} \theta_N(\vec{C}; \eta)}{\theta_N(\vec{C}; \eta)} - \frac{\nabla_{\eta} \theta_D(\vec{C}; \eta)}{\theta_D(\vec{C}; \eta)} + s_C(\vec{C}; \eta) \right\} \right] , \end{aligned} \quad (48)$$

where

$$\begin{aligned} \nabla_{\eta} \theta_N(\vec{c}; \eta) &= \int h(y_1, y_2) \{s_{12}(y_1, y_2 | \vec{c}; \eta) + s_1(y_1 | \vec{c}; \eta) + s_2(y_2 | \vec{c}; \eta)\} \gamma_{12}(y_1, y_2 | \vec{c}; \eta) f_1(y_1 | \vec{c}; \eta) f_2(y_2 | \vec{c}; \eta) d(y_1, y_2) , \\ \nabla_{\eta} \theta_D(\vec{c}; \eta) &= \int \{s_{12}(y_1, y_2 | \vec{c}; \eta) + s_1(y_1 | \vec{c}; \eta) + s_2(y_2 | \vec{c}; \eta)\} \gamma_{12}(y_1, y_2 | \vec{c}; \eta) f_1(y_1 | \vec{c}; \eta) f_2(y_2 | \vec{c}; \eta) d(y_1, y_2) . \end{aligned}$$

Here, $s_{12} = \nabla_{\eta} \gamma_{12}(\cdot) / \gamma_{12}(\cdot)$, $s_1 = \nabla_{\eta} f_1(\cdot) / f_1(\cdot)$, $s_2 = \nabla_{\eta} f_2(\cdot) / f_2(\cdot)$. Additionally, we define $s_{1A} = \nabla_{\eta} \gamma_{1A}(\cdot) / \gamma_{1A}(\cdot)$, $s_{2A} = \nabla_{\eta} \gamma_{2A}(\cdot) / \gamma_{2A}(\cdot)$, $s_A = \nabla_{\eta} f_A(\cdot) / f_A(\cdot)$. Due to the boundary condition of the odds ratio functions (i.e., $\gamma_{12}(0, y_2 | \vec{c}) = \gamma_{12}(y_1, 0 | \vec{c}) = \gamma_{1A}(y_1, \tilde{a}^1 | \vec{c}) = \gamma_{2A}(y_1, \tilde{a}^{2'} | \vec{c}) = 1$ for any y_1, y_2), we have

$$s_{12}(0, y_2 | \vec{c}; \eta) = s_{12}(y_1, 0 | \vec{c}; \eta) = s_{1A}(y_1, \tilde{a}^1 | \vec{c}; \eta) = s_{2A}(y_2, \tilde{a}^{2'} | \vec{c}; \eta) = 0 , \quad \forall y_1, y_2 . \quad (49)$$

Therefore,

$$\begin{aligned}
 & \frac{\nabla_{\eta} \theta_N(\vec{c}; \eta)}{\theta_N(\vec{c}; \eta)} \\
 &= \frac{\mathbb{E}^{(\eta)} [\mathbb{I}(A = \tilde{a}^{2'}) h(Y_1, Y_2) \{s_{12}(Y_1, Y_2 | \vec{c}; \eta) + s_1(Y_1 | \vec{c}; \eta) + s_2(Y_2 | \vec{c}; \eta)\} / \gamma_{1A}(Y_1, \tilde{a}^{2'} | \vec{c}; \eta) | \vec{c}]}{\mathbb{E}^{(\eta)} [\mathbb{I}(A = \tilde{a}^{2'}) h(Y_1, Y_2) / \gamma_{1A}(Y_1, \tilde{a}^{2'} | \vec{c}; \eta) | \vec{c}]}, \\
 & \frac{\nabla_{\eta} \theta_D(\vec{c}; \eta)}{\theta_D(\vec{c}; \eta)} \\
 &= \frac{\mathbb{E}^{(\eta)} [\mathbb{I}(A = \tilde{a}^{2'}) \{s_{12}(Y_1, Y_2 | \vec{c}; \eta) + s_1(Y_1 | \vec{c}; \eta) + s_2(Y_2 | \vec{c}; \eta)\} / \gamma_{1A}(Y_1, \tilde{a}^{2'} | \vec{c}; \eta) | \vec{c}]}{\mathbb{E}^{(\eta)} [\mathbb{I}(A = \tilde{a}^{2'}) / \gamma_{1A}(Y_1, \tilde{a}^{2'} | \vec{c}; \eta) | \vec{c}]}, \\
 & \theta(\vec{c}; \eta) \frac{\nabla_{\eta} \theta_N(\vec{c}; \eta)}{\theta_N(\vec{c}; \eta)} \\
 &= \frac{\mathbb{E}^{(\eta)} [\mathbb{I}(A = \tilde{a}^{2'}) h(Y_1, Y_2) \{s_{12}(Y_1, Y_2 | \vec{c}; \eta) + s_1(Y_1 | \vec{c}; \eta) + s_2(Y_2 | \vec{c}; \eta)\} / \gamma_{1A}(Y_1, \tilde{a}^{2'} | \vec{c}; \eta) | \vec{c}]}{\mathbb{E}^{(\eta)} [\mathbb{I}(A = \tilde{a}^{2'}) / \gamma_{1A}(Y_1, \tilde{a}^{2'} | \vec{c}; \eta) | \vec{c}]}, \\
 & \theta(\vec{c}; \eta) \frac{\nabla_{\eta} \theta_D(\vec{c}; \eta)}{\theta_D(\vec{c}; \eta)} \\
 &= \frac{\mathbb{E}^{(\eta)} [\theta(\vec{c}; \eta) \tilde{I}(A = \tilde{a}^{2'}) \{s_{12}(Y_1, Y_2 | \vec{c}; \eta) + s_1(Y_1 | \vec{c}; \eta) + s_2(Y_2 | \vec{c}; \eta)\} / \gamma_{1A}(Y_1, \tilde{a}^{2'} | \vec{c}; \eta) | \vec{c}]}{\mathbb{E}^{(\eta)} [\mathbb{I}(A = \tilde{a}^{2'}) / \gamma_{1A}(Y_1, \tilde{a}^{2'} | \vec{c}; \eta) | \vec{c}]}, \\
 & \theta(\vec{c}; \eta) s_C(\vec{c}; \eta) \\
 &= \frac{\mathbb{E}^{(\eta)} [\mathbb{I}(A = \tilde{a}^{2'}) h(Y_1, Y_2) s_C(\vec{c}; \eta) / \gamma_{1A}(Y_1, 1 | \vec{c}; \eta) | \vec{c}]}{\mathbb{E}^{(\eta)} [\mathbb{I}(A = \tilde{a}^{2'}) / \gamma_{1A}(Y_1, \tilde{a}^{2'} | \vec{c}; \eta) | \vec{c}]}.
 \end{aligned}$$

Plugging these results in (48), we obtain

$$\begin{aligned}
 & \frac{\partial \psi(\eta)}{\partial \eta} \\
 &= \mathbb{E}^{(\eta)} \left[\frac{\mathbb{E}^{(\eta)} \left[\frac{\mathbb{I}(A = \tilde{a}^{2'})}{\gamma_{1A}(Y_1, \tilde{a}^{2'} | \vec{C}; \eta)} \left[\begin{array}{c} \left\{ \begin{array}{c} h(Y_1, Y_2) \\ -\theta(\vec{C}; \eta) \end{array} \right\} \left\{ \begin{array}{c} s_{12}(Y_1, Y_2 | \vec{C}; \eta) \\ +s_1(Y_1 | \vec{C}; \eta) \\ +s_2(Y_2 | \vec{C}; \eta) \end{array} \right\} + h(Y_1, Y_2) s_C(\vec{C}; \eta) \end{array} \right] \middle| \vec{C} \right]}{\mathbb{E}^{(\eta)} [\mathbb{I}(A = \tilde{a}^{2'}) / \gamma_{1A}(Y_1, \tilde{a}^{2'} | \vec{C}; \eta) | \vec{C}]} \right].
 \end{aligned}$$

Next, we return to the influence function in Theorem, which we provide below for completeness:

$$\begin{aligned}
 & \text{IF}(\vec{O}) \\
 &= w(\vec{C}) \underbrace{\left[\frac{\{h(Y_1, Y_2) - \theta(\vec{C})\} \mathbb{I}(A = \tilde{a}^1) / \gamma_{2A}(Y_2, \tilde{a}^1 | \vec{C})}{\mathbb{E}\{\mathbb{I}(A = \tilde{a}^1) / \gamma_{2A}(Y_2, \tilde{a}^1 | \vec{C}) | \vec{C}\}} \right]}_{=\text{IF}_1(\vec{O})} \\
 & \quad + w(\vec{C}) \underbrace{\left[\frac{\mathbb{I}(A = \tilde{a}^{2'}) Q_2(Y_2 | \vec{C}) / \gamma_{1A}(Y_1, \tilde{a}^{2'} | \vec{C})}{\gamma_{12}(Y_1, Y_2 | \vec{C}) \mathbb{E}\{\mathbb{I}(A = \tilde{a}^{2'}) / \gamma_{1A}(Y_1, \tilde{a}^{2'} | \vec{C}) | \vec{C}\}} \right]}_{\text{IF}_2(\vec{O})} \\
 & \quad + w(\vec{C}) \underbrace{\left[- \frac{\mathbb{I}(A = \tilde{a}^1) Q_2(Y_2 | \vec{C}) / \gamma_{2A}(Y_2, \tilde{a}^1 | \vec{C})}{\gamma_{12}(Y_1, Y_2 | \vec{C}) \mathbb{E}\{\mathbb{I}(A = \tilde{a}^1) / \gamma_{2A}(Y_2, \tilde{a}^1 | \vec{C}) | \vec{C}\}} \right]}_{\text{IF}_3(\vec{O})} \\
 & + \{1 - w(\vec{C})\} \underbrace{\left[\frac{\{h(Y_1, Y_2) - \theta(\vec{C})\} \mathbb{I}(A = \tilde{a}^{2'}) / \gamma_{1A}(Y_1, \tilde{a}^{2'} | \vec{C})}{\mathbb{E}\{\mathbb{I}(A = \tilde{a}^{2'}) / \gamma_{1A}(Y_1, \tilde{a}^{2'} | \vec{C}) | \vec{C}\}} \right]}_{=\text{IF}'_1(\vec{O})} \\
 & \quad + \{1 - w(\vec{C})\} \underbrace{\left[- \frac{\mathbb{I}(A = \tilde{a}^{2'}) Q_1(Y_1 | \vec{C}) / \gamma_{1A}(Y_1, \tilde{a}^{2'} | \vec{C})}{\gamma_{12}(Y_1, Y_2 | \vec{C}) \mathbb{E}\{\mathbb{I}(A = \tilde{a}^{2'}) / \gamma_{1A}(Y_1, \tilde{a}^{2'} | \vec{C}) | \vec{C}\}} \right]}_{\text{IF}'_2(\vec{O})} \\
 & \quad + \{1 - w(\vec{C})\} \underbrace{\left[\frac{\mathbb{I}(A = \tilde{a}^1) Q_1(Y_1 | \vec{C}) / \gamma_{2A}(Y_2, \tilde{a}^1 | \vec{C})}{\gamma_{12}(Y_1, Y_2 | \vec{C}) \mathbb{E}\{\mathbb{I}(A = \tilde{a}^1) / \gamma_{2A}(Y_2, \tilde{a}^1 | \vec{C}) | \vec{C}\}} \right]}_{\text{IF}'_3(\vec{O})} \\
 & \quad + \underbrace{\left[\theta(\vec{C}) - \psi \right]}_{\text{IF}_4(\vec{C})}.
 \end{aligned}$$

Below, we establish

$$\mathbb{E} \left[\text{IF}(\vec{O})_s(\vec{O}; \eta^*) \right] = \left. \frac{\partial \psi(\eta)}{\partial \eta} \right|_{\eta = \eta^*}, \quad (50)$$

i.e., $\psi(\eta)$ is pathwise differentiable with respect to the influence function $\text{IF}(\vec{O})$.

First, we focus on $\mathbb{E}\{\text{IF}_1 \cdot s\}$. From (46), we establish that

$$\mathbb{E}\{\text{IF}_1(\vec{O}) | \vec{C}\} = \frac{\mathbb{E}\{\mathbb{I}(A = \tilde{a}^1) h(Y_1, Y_2) / \gamma_{2A}(Y_2, \tilde{a}^1 | \vec{C}) | \vec{C}\}}{\mathbb{E}\{\mathbb{I}(A = \tilde{a}^1) / \gamma_{2A}(Y_2, \tilde{a}^1 | \vec{C}) | \vec{C}\}} - \theta(\vec{C}) = 0.$$

Therefore,

$$\begin{aligned}
 & \mathbb{E} \left[\mathbf{IF}_1(\vec{O})s(\vec{O}; \eta^*) \right] \tag{51} \\
 &= \mathbb{E} \left[\mathbf{IF}_1(\vec{O}) \left\{ \begin{array}{l} s_{12}(Y_1, Y_2 | \vec{C}; \eta^*) + s_{1A}(Y_1, A | \vec{C}; \eta^*) + s_{2A}(Y_2, A | \vec{C}; \eta^*) \\ + s_1(Y_1 | \vec{C}; \eta^*) + s_2(Y_2 | \vec{C}; \eta^*) + s_A(A | \vec{C}; \eta^*) \end{array} \right\} \right] \\
 &\quad + \mathbb{E} \left[\mathbf{IF}_1(\vec{O}) \cdot s_C(\vec{C}; \eta^*) \right] \\
 &= \mathbb{E} \left[\mathbb{E} \left[\mathbf{IF}_1(\vec{O}) \left\{ \begin{array}{l} s_{12}(Y_1, Y_2 | \vec{C}; \eta^*) + s_{1A}(Y_1, A | \vec{C}; \eta^*) + s_{2A}(Y_2, A | \vec{C}; \eta^*) \\ + s_1(Y_1 | \vec{C}; \eta^*) + s_2(Y_2 | \vec{C}; \eta^*) + s_A(A | \vec{C}; \eta^*) \end{array} \right\} \middle| \vec{C} \right] \right] \\
 &\stackrel{(49)}{=} \mathbb{E} \left[\frac{\mathbb{E} \left[\frac{\mathbb{I}(A=\tilde{a}^1) \{h(Y_1, Y_2) - \theta(\vec{C})\}}{\gamma_{2A}(Y_2, \tilde{a}^1 | \vec{C})} \left\{ \begin{array}{l} s_{12}(Y_1, Y_2 | \vec{C}; \eta^*) + s_{2A}(Y_2, \tilde{a}^1 | \vec{C}; \eta^*) \\ + s_1(Y_1 | \vec{C}; \eta^*) + s_2(Y_2 | \vec{C}; \eta^*) + s_A(0 | \vec{C}; \eta^*) \end{array} \right\} \middle| \vec{C} \right]}{\mathbb{E} \{ \mathbb{I}(A = \tilde{a}^1) / \gamma_{2A}(Y_2, \tilde{a}^1 | \vec{C}) | \vec{C} \}} \right] \\
 &= \mathbb{E} \left[\frac{\mathbb{E} \left[\frac{\mathbb{I}(A=\tilde{a}^1) \{h(Y_1, Y_2) - \theta(\vec{C})\}}{\gamma_{2A}(Y_2, \tilde{a}^1 | \vec{C})} \left\{ \begin{array}{l} s_{12}(Y_1, Y_2 | \vec{C}; \eta^*) + s_{2A}(Y_2, \tilde{a}^1 | \vec{C}; \eta^*) \\ + s_1(Y_1 | \vec{C}; \eta^*) + s_2(Y_2 | \vec{C}; \eta^*) \end{array} \right\} \middle| \vec{C} \right]}{\mathbb{E} \{ (1 - A) / \gamma_{2A}(Y_2, 0 | \vec{C}) | \vec{C} \}} \right] \\
 &= \mathbb{E} \left[\frac{\mathbb{E} \left[\frac{\mathbb{I}(A=\tilde{a}^{2'}) \{h(Y_1, Y_2) - \theta(\vec{C})\}}{\gamma_{1A}(Y_1, \tilde{a}^{2'} | \vec{C})} \left\{ \begin{array}{l} s_{12}(Y_1, Y_2 | \vec{C}; \eta^*) + s_{2A}(Y_2, \tilde{a}^1 | \vec{C}; \eta^*) \\ + s_1(Y_1 | \vec{C}; \eta^*) + s_2(Y_2 | \vec{C}; \eta^*) \end{array} \right\} \middle| \vec{C} \right]}{\mathbb{E} \{ \mathbb{I}(A = \tilde{a}^1) / \gamma_{1A}(Y_1, \tilde{a}^{2'} | \vec{C}) | \vec{C} \}} \right] \\
 &= \mathbb{E} \left[\frac{\mathbb{E} \left[\frac{\mathbb{I}(A=\tilde{a}^{2'}) \{h(Y_1, Y_2) - \theta(\vec{C})\}}{\gamma_{1A}(Y_1, \tilde{a}^{2'} | \vec{C})} \left\{ \begin{array}{l} s_{12}(Y_1, Y_2 | \vec{C}; \eta^*) + s_{2A}(Y_2, \tilde{a}^1 | \vec{C}; \eta^*) \\ + s_1(Y_1 | \vec{C}; \eta^*) + s_2(Y_2 | \vec{C}; \eta^*) \end{array} \right\} \middle| \vec{C} \right]}{\mathbb{E} \{ \mathbb{I}(A = \tilde{a}^1) / \gamma_{1A}(Y_1, \tilde{a}^{2'} | \vec{C}) | \vec{C} \}} \right].
 \end{aligned}$$

The identities are trivial from (45) and (46).

Second, we focus on $\mathbb{E}\{\mathbf{IF}_2 \cdot s\}$. From (47), we establish that

$$\mathbb{E}\{\mathbf{IF}_2(\vec{O}) | \vec{C}\} = \frac{1}{\mathbb{E}\{\mathbb{I}(A = \tilde{a}^{2'}) / \gamma_{1A}(Y_1, \tilde{a}^{2'} | \vec{C}) | \vec{C}\}} \mathbb{E}\left\{ \frac{\mathbb{I}(A = \tilde{a}^{2'}) Q_2(Y_2 | \vec{C})}{\gamma_{12}(Y_1, Y_2 | \vec{C}) \gamma_{1A}(Y_1, \tilde{a}^{2'} | \vec{C})} \middle| \vec{C} \right\} = 0.$$

Thus, we find

$$\begin{aligned}
 & \mathbb{E} \left[\mathbf{IF}_2(\vec{O})s(\vec{O}; \eta^*) \right] \\
 &= \mathbb{E} \left[\mathbf{IF}_2(\vec{O}) \left\{ \begin{array}{l} s_{12}(Y_1, Y_2 | \vec{C}; \eta^*) + s_{1A}(Y_1, A | \vec{C}; \eta^*) + s_{2A}(Y_2, A | \vec{C}; \eta^*) \\ + s_1(Y_1 | \vec{C}; \eta^*) + s_2(Y_2 | \vec{C}; \eta^*) + s_A(A | \vec{C}; \eta^*) \end{array} \right\} \right] \\
 &\quad + \mathbb{E} \left[\mathbf{IF}_2(\vec{O}) \cdot s_C(\vec{C}; \eta^*) \right] \\
 &= \mathbb{E} \left[\mathbb{E} \left[\mathbf{IF}_2(\vec{O}) \left\{ \begin{array}{l} s_{12}(Y_1, Y_2 | \vec{C}; \eta^*) + s_{1A}(Y_1, A | \vec{C}; \eta^*) + s_{2A}(Y_2, A | \vec{C}; \eta^*) \\ + s_1(Y_1 | \vec{C}; \eta^*) + s_2(Y_2 | \vec{C}; \eta^*) + s_A(A | \vec{C}; \eta^*) \end{array} \right\} \middle| \vec{C} \right] \right].
 \end{aligned}$$

Each term is represented as follows:

- $\mathbf{IF}_2 \times s_{12}$

$$\begin{aligned}
 & \mathbb{E}\left\{\mathbf{IF}_2(\vec{O})s_{12}(Y_1, Y_2 | \vec{C}; \eta^*) \mid \vec{C}\right\} \\
 &= \left[\frac{1}{\mathbb{E}\left\{\mathbb{I}(A = \tilde{a}^{2'})/\gamma_{1A}(Y_1, \tilde{a}^{2'} | \vec{C}) \mid \vec{C}\right\}} \right] \left[\mathbb{E}\left\{ \frac{\mathbb{I}(A = \tilde{a}^{2'})Q_2(Y_2 | \vec{C})s_{12}(Y_1, Y_2 | \vec{C}; \eta^*)}{\gamma_{12}(Y_1, Y_2 | \vec{C})\gamma_{1A}(Y_1, \tilde{a}^{2'} | \vec{C})} \mid \vec{C} \right\} \right] \\
 &\stackrel{(45)}{=} \frac{1}{\theta_D(\vec{C})f_A(\tilde{a}^{2'} | \vec{C})} \int Q_2(y_2 | \vec{C})s_{12}(y_1, y_2 | \vec{C}; \eta^*)f_1(y_1 | \vec{C})f_2(y_2 | \vec{C})f_A(\tilde{a}^{2'} | \vec{C}) d(y_1, y_2) \\
 &= \frac{1}{\theta_D(\vec{C})} \int Q_2(y_2 | \vec{C})s_{12}(y_1, y_2 | \vec{C}; \eta^*)f_1(y_1 | \vec{C})f_2(y_2 | \vec{C}) d(y_1, y_2) . \tag{52}
 \end{aligned}$$

- $\mathbf{IF}_2 \times (s_{1A} + s_{1A} + s_A)$

$$\begin{aligned}
 & \mathbb{E}\left[\mathbf{IF}_2(\vec{O})\{s_{1A}(Y_1, A | \vec{C}; \eta^*) + s_1(Y_1 | \vec{C}; \eta^*) + s_A(A | \vec{C}; \eta^*)\} \mid \vec{C}\right] \\
 &= \left[\frac{1}{\mathbb{E}\left\{\mathbb{I}(A = \tilde{a}^{2'})/\gamma_{1A}(Y_1, \tilde{a}^{2'} | \vec{C}) \mid \vec{C}\right\}} \right] \left[\mathbb{E}\left[\frac{\mathbb{I}(A = \tilde{a}^{2'})Q_2(Y_2 | \vec{C}) \left\{ \begin{array}{l} s_{1A}(Y_1, \tilde{a}^{2'} | \vec{C}; \eta^*) \\ +s_1(Y_1 | \vec{C}; \eta^*) \\ +s_A(\tilde{a}^{2'} | \vec{C}; \eta^*) \end{array} \right\}}{\gamma_{12}(Y_1, Y_2 | \vec{C})\gamma_{1A}(Y_1, \tilde{a}^{2'} | \vec{C})} \mid \vec{C} \right] \right] \\
 &\stackrel{(45)}{=} \frac{1}{\theta_D(\vec{C})} \int Q_2(y_2 | \vec{C}) \left\{ \begin{array}{l} s_{1A}(y_1, \tilde{a}^{2'} | \vec{C}; \eta^*) \\ +s_1(y_1 | \vec{C}; \eta^*) \\ +s_A(\tilde{a}^{2'} | \vec{C}; \eta^*) \end{array} \right\} f_1(y_1 | \vec{C})f_2(y_2 | \vec{C}) d(y_1, y_2) \\
 &= \frac{1}{\theta_D(\vec{C})} \left\{ \int Q_2(y_2 | \vec{C})f_2(y_2 | \vec{C}) dy_2 \right\} \\
 &\quad \times \underbrace{\left[\int \{s_{1A}(y_1, \tilde{a}^{2'} | \vec{C}; \eta^*) + s_1(y_1 | \vec{C}; \eta^*) + s_A(\tilde{a}^{2'} | \vec{C}; \eta^*)\} f_1(y_1 | \vec{C}) dy_1 \right]}_{= (*)} \\
 &= \frac{\int \{h(y_1, y_2) - \theta(\vec{C})\} \gamma_{12}(y_1, y_2 | \vec{C}) f_1(y_1 | \vec{C}) f_2(y_2 | \vec{C}) d(y_1, y_2)}{\theta_D(\vec{C})} \times (*) \\
 &= \frac{\theta_N(\vec{C}) - \theta_D(\vec{C})\theta(\vec{C})}{\theta_D(\vec{C})} \times (*) \\
 &= 0 . \tag{53}
 \end{aligned}$$

- $\mathbf{IF}_2 \times (s_{2A} + s_2)$

$$\begin{aligned}
 & \mathbb{E} \left[\mathbf{IF}_2(\vec{O}) \{s_{2A}(Y_2, A | \vec{C}; \eta^*) + s_2(Y_2 | \vec{C}; \eta^*)\} \mid \vec{C} \right] \\
 & \stackrel{(49)}{=} \left[\frac{1}{\mathbb{E}\{\mathbb{I}(A = \tilde{a}^{2'})/\gamma_{1A}(Y_1, \tilde{a}^{2'} | \vec{C}) \mid \vec{C}\}} \right] \left[\mathbb{E} \left[\frac{\mathbb{I}(A = \tilde{a}^{2'})Q_2(Y_2 | \vec{C})s_2(Y_2 | \vec{C}; \eta^*)}{\gamma_{12}(Y_1, Y_2 | \vec{C})\gamma_{1A}(Y_1, \tilde{a}^{2'} | \vec{C})} \mid \vec{C} \right] \right] \\
 & \stackrel{(45)}{=} \frac{1}{\theta_D(\vec{C})} \int Q_2(y_2 | \vec{C})s_2(y_2 | \vec{C}; \eta^*)f_1(y_1 | \vec{C})f_2(y_2 | \vec{C})d(y_1, y_2) \\
 & = \frac{1}{\theta_D(\vec{C})} \int Q_2(y_2 | \vec{C})s_2(y_2 | \vec{C}; \eta^*)f_2(y_2 | \vec{C})dy_2 \\
 & = \frac{1}{\theta_D(\vec{C})} \int \{h(y_1, y_2) - \theta(\vec{C})\}s_2(y_2 | \vec{C}; \eta^*)\gamma_{12}(y_1, y_2 | \vec{C})f_1(y_1 | \vec{C})f_2(y_2 | \vec{C})d(y_1, y_2) \\
 & = \frac{\mathbb{E}[\mathbb{I}(A = \tilde{a}^{2'})\{h(Y_1, Y_2) - \theta(\vec{C})\}s_2(Y_2 | \vec{C})/\gamma_{1A}(Y_1, \tilde{a}^{2'} | \vec{C}) \mid \vec{C}]}{\mathbb{E}\{\mathbb{I}(A = \tilde{a}^{2'})/\gamma_{1A}(Y_1, \tilde{a}^{2'} | \vec{C}) \mid \vec{C}\}}. \tag{54}
 \end{aligned}$$

Combine (52), (53), (54), we get

$$\begin{aligned}
 & \mathbb{E} \left[\mathbf{IF}_2(\vec{O})s(\vec{O}; \eta^*) \right] \tag{55} \\
 & = \mathbb{E} \left[(52) + \frac{\mathbb{E}[\mathbb{I}(A = \tilde{a}^{2'})\{h(Y_1, Y_2) - \theta(\vec{C})\}s_2(Y_2 | \vec{C})/\gamma_{1A}(Y_1, \tilde{a}^{2'} | \vec{C}) \mid \vec{C}]}{\mathbb{E}\{\mathbb{I}(A = \tilde{a}^{2'})/\gamma_{1A}(Y_1, \tilde{a}^{2'} | \vec{C}) \mid \vec{C}\}} \right].
 \end{aligned}$$

Third, we focus on $\mathbb{E}\{\mathbf{IF}_3 \cdot s\}$. From (47), we establish that

$$\mathbb{E}\{\mathbf{IF}_3(\vec{O}) \mid \vec{C}\} = -\frac{1}{\mathbb{E}\{\mathbb{I}(A = \tilde{a}^1)/\gamma_{2A}(Y_2, \tilde{a}^1 | \vec{C}) \mid \vec{C}\}} \mathbb{E} \left\{ \frac{\mathbb{I}(A = \tilde{a}^1)Q_2(Y_2 | \vec{C})}{\gamma_{12}(Y_1, Y_2 | \vec{C})\gamma_{2A}(Y_2, \tilde{a}^1 | \vec{C})} \mid \vec{C} \right\} = 0.$$

Thus, we find

$$\begin{aligned}
 & \mathbb{E} \left[\mathbf{IF}_3(\vec{O})s(\vec{O}; \eta^*) \right] \\
 & = \mathbb{E} \left[\mathbf{IF}_3(\vec{O}) \left\{ \begin{array}{l} s_{12}(Y_1, Y_2 | \vec{C}; \eta^*) + s_{1A}(Y_1, A | \vec{C}; \eta^*) + s_{2A}(Y_2, A | \vec{C}; \eta^*) \\ + s_1(Y_1 | \vec{C}; \eta^*) + s_2(Y_2 | \vec{C}; \eta^*) + s_A(A | \vec{C}; \eta^*) \end{array} \right\} \right] \\
 & \quad + \mathbb{E} \left[\mathbf{IF}_2(\vec{O}) \cdot s_C(\vec{C}; \eta^*) \right] \\
 & = \mathbb{E} \left[\mathbb{E} \left[\mathbf{IF}_3(\vec{O}) \left\{ \begin{array}{l} s_{12}(Y_1, Y_2 | \vec{C}; \eta^*) + s_{1A}(Y_1, A | \vec{C}; \eta^*) + s_{2A}(Y_2, A | \vec{C}; \eta^*) \\ + s_1(Y_1 | \vec{C}; \eta^*) + s_2(Y_2 | \vec{C}; \eta^*) + s_A(A | \vec{C}; \eta^*) \end{array} \right\} \mid \vec{C} \right] \right].
 \end{aligned}$$

Each term is represented as follows:

- $\mathbf{IF}_3 \times s_{12}$

$$\begin{aligned}
 & \mathbb{E}\left\{\mathbf{IF}_3(\vec{O})s_{12}(Y_1, Y_2 | \vec{C}; \eta^*) \mid \vec{C}\right\} \\
 &= -\left[\frac{1}{\mathbb{E}\{\mathbb{I}(A = \tilde{a}^1)/\gamma_{2A}(Y_2, \tilde{a}^1 | \vec{C}) \mid \vec{C}\}}\right] \left[\mathbb{E}\left\{\frac{\mathbb{I}(A = \tilde{a}^1)Q_2(Y_2 | \vec{C})s_{12}(Y_1, Y_2 | \vec{C}; \eta^*)}{\gamma_{12}(Y_1, Y_2 | \vec{C})\gamma_{2A}(Y_2, \tilde{a}^1 | \vec{C})} \mid \vec{C}\right\}\right] \\
 &\stackrel{(45)}{=} -\frac{1}{\theta_D(\vec{C})f_A(\tilde{a}^1 | \vec{C})} \int Q_2(y_2 | \vec{C})s_{12}(y_1, y_2 | \vec{C}; \eta^*)f_1(y_1 | \vec{C})f_2(y_2 | \vec{C})f_A(\tilde{a}^1 | \vec{C})d(y_1, y_2) \\
 &= -\frac{1}{\theta_D(\vec{C})} \int Q_2(y_2 | \vec{C})s_{12}(y_1, y_2 | \vec{C}; \eta^*)f_1(y_1 | \vec{C})f_2(y_2 | \vec{C})d(y_1, y_2) \tag{56} \\
 &= -1 \times (52) .
 \end{aligned}$$

- $\mathbf{IF}_3 \times (s_{1A} + s_{1A} + s_A)$

$$\begin{aligned}
 & \mathbb{E}\left[\mathbf{IF}_3(\vec{O})\{s_{1A}(Y_1, \tilde{a}^1 | \vec{C}; \eta^*) + s_1(Y_1 | \vec{C}; \eta^*) + s_A(\tilde{a}^1 | \vec{C}; \eta^*)\} \mid \vec{C}\right] \\
 &= -\left[\frac{1}{\mathbb{E}\{\mathbb{I}(A = \tilde{a}^1)/\gamma_{2A}(Y_2, \tilde{a}^1 | \vec{C}) \mid \vec{C}\}}\right] \left[\mathbb{E}\left[\frac{\mathbb{I}(A = \tilde{a}^1)Q_2(Y_2 | \vec{C}) \left\{ \begin{array}{l} s_{1A}(Y_1, \tilde{a}^1 | \vec{C}; \eta^*) \\ +s_1(Y_1 | \vec{C}; \eta^*) \\ +s_A(\tilde{a}^1 | \vec{C}; \eta^*) \end{array} \right\}}{\gamma_{12}(Y_1, Y_2 | \vec{C})\gamma_{2A}(Y_2, \tilde{a}^1 | \vec{C})} \mid \vec{C}\right]\right] \\
 &\stackrel{(45)}{=} -\frac{1}{\theta_D(\vec{C})} \int Q_2(y_2 | \vec{C}) \left\{ \begin{array}{l} s_{1A}(y_1, \tilde{a}^1 | \vec{C}; \eta^*) \\ +s_1(y_1 | \vec{C}; \eta^*) \\ +s_A(\tilde{a}^1 | \vec{C}; \eta^*) \end{array} \right\} f_1(y_1 | \vec{C})f_2(y_2 | \vec{C})d(y_1, y_2) \\
 &= -\frac{1}{\theta_D(\vec{C})} \left\{ \int Q_2(y_2 | \vec{C})f_2(y_2 | \vec{C})dy_2 \right\} \\
 &\quad \times \underbrace{\left[\int \{s_{1A}(y_1, \tilde{a}^1 | \vec{C}; \eta^*) + s_1(y_1 | \vec{C}; \eta^*) + s_A(\tilde{a}^1 | \vec{C}; \eta^*)\}f_1(y_1 | \vec{C})dy_1 \right]}_{= (*)} \\
 &= -\frac{\int \{h(y_1, y_2) - \theta(\vec{C})\}\gamma_{12}(y_1, y_2 | \vec{C})f_1(y_1 | \vec{C})f_2(y_2 | \vec{C})d(y_1, y_2)}{\theta_D(\vec{C})} \times (*) \\
 &= -\frac{\theta_N(\vec{C}) - \theta_D(\vec{C})\theta(\vec{C})}{\theta_D(\vec{C})} \times (*) \\
 &= 0 . \tag{57}
 \end{aligned}$$

- $\mathbf{IF}_3 \times (s_{2A} + s_2)$

$$\begin{aligned}
 & \mathbb{E} \left[\mathbf{IF}_3(\vec{O}) \{s_{2A}(Y_2, \tilde{a}^1 | \vec{C}; \eta^*) + s_2(Y_2 | \vec{C}; \eta^*)\} \mid \vec{C} \right] \\
 &= - \left[\frac{1}{\mathbb{E} \{ \mathbb{I}(A = \tilde{a}^1) / \gamma_{2A}(Y_2, \tilde{a}^1 | \vec{C}) \mid \vec{C} \}} \right] \left[\mathbb{E} \left[\frac{\mathbb{I}(A = \tilde{a}^1) Q_2(Y_2 | \vec{C}) \left\{ \begin{array}{l} s_{2A}(Y_2, \tilde{a}^1 | \vec{C}; \eta^*) \\ + s_2(Y_2 | \vec{C}; \eta^*) \end{array} \right\}}{\gamma_{12}(Y_1, Y_2 | \vec{C}) \gamma_{2A}(Y_2, \tilde{a}^1 | \vec{C})} \mid \vec{C} \right] \right] \\
 &\stackrel{(45)}{=} - \frac{1}{\theta_D(\vec{C})} \int Q_2(y_2 | \vec{C}) \{s_{2A}(y_2, \tilde{a}^1 | \vec{C}; \eta^*) + s_2(y_2 | \vec{C}; \eta^*)\} f_1(y_1 | \vec{C}) f_2(y_2 | \vec{C}) d(y_1, y_2) \\
 &= - \frac{1}{\theta_D(\vec{C})} \left[\int Q_2(y_2 | \vec{C}) \{s_{2A}(y_2, \tilde{a}^1 | \vec{C}; \eta^*) + s_2(y_2 | \vec{C}; \eta^*)\} f_2(y_2 | \vec{C}) dy_2 \right] \\
 &= - \frac{1}{\theta_D(\vec{C})} \int \{h(y_1, y_2) - \theta^*(\vec{C})\} \left\{ \begin{array}{l} s_{2A}(y_2, \tilde{a}^1 | \vec{C}; \eta^*) \\ + s_2(y_2 | \vec{C}; \eta^*) \end{array} \right\} \\
 &\quad \times \gamma_{12}(y_1, y_2 | \vec{C}) f_1(y_1 | \vec{C}) \gamma_{2A}(y_2, \tilde{a}^1 | \vec{C}) f_2(y_2 | \vec{C}) d(y_1, y_2) \\
 &= - \frac{\mathbb{E} \left[\mathbb{I}(A = \tilde{a}^{2'}) \{h(Y_1, Y_2) - \theta(\vec{C})\} \left\{ \begin{array}{l} s_{2A}(Y_2, \tilde{a}^1 | \vec{C}; \eta^*) \\ + s_2(Y_2 | \vec{C}) \end{array} \right\} / \gamma_{1A}(Y_1, a_2 | \vec{C}) \mid \vec{C} \right]}{\mathbb{E} \{ \mathbb{I}(A = \tilde{a}^{2'}) / \gamma_{1A}(Y_1, \tilde{a}^{2'} | \vec{C}) \mid \vec{C} \}}. \quad (58)
 \end{aligned}$$

Combine (56), (57), (58), we get

$$\begin{aligned}
 & \mathbb{E} \left[\mathbf{IF}_3(\vec{O}) s(\vec{O}; \eta^*) \right] \quad (59) \\
 &= \mathbb{E} \left[- (52) - \frac{\mathbb{E} \left[\mathbb{I}(A = \tilde{a}^{2'}) \{h(Y_1, Y_2) - \theta^*(\vec{C})\} \left\{ \begin{array}{l} s_{2A}(Y_2, \tilde{a}^1 | \vec{C}; \eta^*) \\ + s_2(Y_2 | \vec{C}) \end{array} \right\} / \gamma_{1A}(Y_1, \tilde{a}^{2'} | \vec{C}) \mid \vec{C} \right]}{\mathbb{E} \{ \mathbb{I}(A = \tilde{a}^{2'}) / \gamma_{1A}(Y_1, \tilde{a}^{2'} | \vec{C}) \mid \vec{C} \}} \right].
 \end{aligned}$$

Therefore, we can obtain the representation of $\mathbb{E} \{ [\mathbf{IF}_1 + \mathbf{IF}_2 + \mathbf{IF}_3] s \}$ by combining (51), (55), and (59):

$$\begin{aligned}
 & \mathbb{E} \left[\{ \mathbf{IF}_1(\vec{O}) + \mathbf{IF}_2(\vec{O}) + \mathbf{IF}_3(\vec{O}) \} s(\vec{O}; \eta^*) \right] \quad (60) \\
 &= \mathbb{E} \left[\frac{\mathbb{E} \left[\frac{\mathbb{I}(A = \tilde{a}^{2'})}{\gamma_{1A}(Y_1, \tilde{a}^{2'} | \vec{C}; \eta)} \left[\left\{ h(Y_1, Y_2) - \theta(\vec{C}; \eta) \right\} \left\{ \begin{array}{l} s_{12}(Y_1, Y_2 | \vec{C}; \eta) \\ + s_1(Y_1 | \vec{C}; \eta) \\ + s_2(Y_2 | \vec{C}; \eta) \end{array} \right\} \right] \mid \vec{C} \right]}{\mathbb{E} \left[\mathbb{I}(A = \tilde{a}^{2'}) / \gamma_{1A}(Y_1, \tilde{a}^{2'} | \vec{C}; \eta) \mid \vec{C} \right]} \right].
 \end{aligned}$$

From similar algebra, we find

$$\begin{aligned}
 & \mathbb{E} \left[\{ \mathbf{IF}_1(\vec{O}) + \mathbf{IF}_2(\vec{O}) + \mathbf{IF}_3(\vec{O}) \} s(\vec{O}; \eta^*) \right] \quad (61) \\
 &= \mathbb{E} \left[\{ \mathbf{IF}'_1(\vec{O}) + \mathbf{IF}'_2(\vec{O}) + \mathbf{IF}'_3(\vec{O}) \} s(\vec{O}; \eta^*) \right].
 \end{aligned}$$

Lastly, we find $\mathbb{E}\{\mathbf{IF}_4(\vec{O})\} = 0$ and, consequently,

$$\begin{aligned}
 & \mathbb{E}\left[\mathbf{IF}_4(\vec{C})s(\vec{O};\eta^*)\right] \\
 &= \mathbb{E}\left[\mathbf{IF}_4(\vec{C})\left\{\begin{array}{l} s_{12}(Y_1, Y_2 | \vec{C}; \eta^*) + s_{1A}(Y_1, A | \vec{C}; \eta^*) + s_{2A}(Y_2, A | \vec{C}; \eta^*) \\ + s_1(Y_1 | \vec{C}; \eta^*) + s_2(Y_2 | \vec{C}; \eta^*) + s_A(A | \vec{C}; \eta^*) \end{array}\right\}\right] \\
 &\quad + \mathbb{E}\left[\mathbf{IF}_4(\vec{O}) \cdot s_C(\vec{C}; \eta^*)\right] \\
 &= \mathbb{E}\left[\mathbf{IF}_4(\vec{C})s_C(\vec{C}; \eta^*)\right] \\
 &= \mathbb{E}\left[\theta(\vec{C})s_C(\vec{C}; \eta^*)\right] \\
 &\stackrel{(43)}{=} \mathbb{E}\left[\frac{\mathbb{E}\{\mathbb{I}(A = \tilde{a}^{2'})h(Y_1, Y_2)/\gamma_{1A}(Y_1, \tilde{a}^{2'} | \vec{C}) | \vec{C}\}}{\mathbb{E}\{\mathbb{I}(A = \tilde{a}^{2'})/\gamma_{1A}(Y_1, \tilde{a}^{2'} | \vec{C}) | \vec{C}\}}s_C(\vec{C}; \eta^*)\right] \\
 &= \mathbb{E}\left[\frac{\mathbb{E}\{s_C(\vec{C}; \eta^*)\mathbb{I}(A = \tilde{a}^{2'})h(Y_1, Y_2)/\gamma_{1A}(Y_1, \tilde{a}^{2'} | \vec{C}) | \vec{C}\}}{\mathbb{E}\{\mathbb{I}(A = \tilde{a}^{2'})/\gamma_{1A}(Y_1, \tilde{a}^{2'} | \vec{C}) | \vec{C}\}}\right].
 \end{aligned}$$

Combining this result with (60) and (61), we establish (50), i.e., $\mathbf{IF}(\vec{O})$ is the valid influence function for ψ in the model \mathcal{M}_{sym} .

E.2 Efficient Influence Function

To characterize the efficient influence function, we first characterize the tangent space of the model \mathcal{M}_{sym} , denoted by \mathcal{T}_{sym} , and its orthocomplement, denoted by $\mathcal{T}_{\text{sym}}^\perp$.

A density in the unrestricted model for \vec{O} can be parametrized as

$$\begin{aligned}
 & f(Y_1, Y_2, A, \vec{C}; \kappa, \eta) \\
 & \propto \delta(Y_1, Y_2, A | \vec{C}; \kappa)\gamma_{12}(Y_1, Y_2 | \vec{C}; \eta)\gamma_{1A}(Y_1, A | \vec{C}; \eta)\gamma_{2A}(Y_2, A | \vec{C}; \eta) \\
 & \quad \times f_1(Y_1 | \vec{C}; \eta)f_2(Y_2 | \vec{C}; \eta)f_A(A | \vec{C}; \eta)f_C(\vec{C}; \eta)
 \end{aligned}$$

where $\delta(Y_1, Y_2, A | \vec{C}; \theta)$ is the 3-way interaction among (Y_1, Y_2, A) .

The tangent space \mathcal{T}_{sym} can be viewed as the span of the score function of $f \in \mathcal{M}_{\text{sym}}$ related to η because \mathcal{T}_{sym} imposed the restriction on δ as $\delta(y_1, y_2, a | \vec{c}; \kappa) = 1$. Therefore, one can establish that

$$\mathcal{T}_{\text{sym}} = \left\{ S(Y_1, Y_2, A, \vec{C}) \left| \begin{array}{l} S(Y_1, Y_2, A, \vec{C}) \\ = S_{12}(Y_1, Y_2, \vec{C}) + S_{1A}(Y_1, A, \vec{C}) + S_{2A}(Y_2, A, \vec{C}) + S_C(\vec{C}) \\ \mathbb{E}\{S_{12}(Y_1, Y_2, \vec{C}) + S_{1A}(Y_1, A, \vec{C}) + S_{2A}(Y_2, A, \vec{C}) | \vec{C}\} \\ = \mathbb{E}\{S_C(\vec{C})\} = 0 \end{array} \right. \right\}.$$

Next, to characterize $\mathcal{T}_{\text{sym}}^\perp$, we use the result in Tchetgen Tchetgen (2012) in which the orthocomplement of the nuisance tangent space for κ in the unrestricted model, denoted by Λ_κ^\perp , is characterized. Of note, the nuisance tangent space for κ in the unrestricted model is equivalent to the span of the score functions of $f \in \mathcal{M}_{\text{sym}}$ related to η , implying $\Lambda_\kappa^\perp = \mathcal{T}_{\text{sym}}^\perp$.

Therefore, we can characterize $\mathcal{T}_{\text{sym}}^\perp$ by using the result in Tchetgen Tchetgen (2012), which results in $\mathcal{T}_{\text{sym}}^\perp = \{F \mid D : \text{unrestricted}\}$ where

$$F(Y_1, Y_2, A, \vec{C}) = \frac{(2A-1)\{D(Y_1, Y_2, \vec{C}) - D^\dagger(Y_1, Y_2, \vec{C})\}}{\gamma_{12}(Y_1, Y_2 \mid \vec{C})\gamma_{1A}(Y_1, A \mid \vec{C})\gamma_{2A}(Y_2, A \mid \vec{C})f_A(A \mid \vec{C})}, \quad (62)$$

$$D^\dagger(Y_1, Y_2, \vec{C}) = \mathbb{E}^\dagger\{D(Y_1, Y_2, \vec{C}) \mid Y_1, \vec{C}\} + \mathbb{E}^\dagger\{D(Y_1, Y_2, \vec{C}) \mid Y_2, \vec{C}\} - \mathbb{E}^\dagger\{D(Y_1, Y_2, \vec{C}) \mid \vec{C}\},$$

where \mathbb{E}^\dagger is the expectation obtained under the admissible density $f^\dagger(y_1, y_2 \mid \vec{C}) = f_1(y_1 \mid \vec{C}) \cdot f_2(y_2 \mid \vec{C})$. Then, we can establish that

$$\mathcal{T}_{\text{sym}}^\perp = \left\{ S(Y_1, Y_2, A, \vec{C}) \left| \begin{array}{l} \mathbb{E}\{S(Y_1, Y_2, A, \vec{C}) \mid Y_1, Y_2, \vec{C}\} \\ = \mathbb{E}\{S(Y_1, Y_2, A, \vec{C}) \mid Y_1, A, \vec{C}\} \\ = \mathbb{E}\{S(Y_1, Y_2, A, \vec{C}) \mid Y_2, A, \vec{C}\} = 0 \end{array} \right. \right\}. \quad (63)$$

We prove this result.

Proof

We show that the left hand side of (63) is a subset of the right hand side of (63). We take arbitrary D and the corresponding F from (62). Then, we achieve the desired result because

$$\begin{aligned} \mathbb{E}\left[F(Y_1, Y_2, A, \vec{C}) \mid Y_1, Y_2, \vec{C}\right] &\propto \sum_{a=0}^1 (2a-1)D(Y_1, Y_2, \vec{C})f_1(Y_1 \mid \vec{C})f_2(Y_2 \mid \vec{C}) \\ &\propto D(Y_1, Y_2, \vec{C}) \cdot \sum_{a=0}^1 (2a-1) = 0, \\ \mathbb{E}\left[F(Y_1, Y_2, A, \vec{C}) \mid Y_1, A, \vec{C}\right] &\propto \int (2A-1)\{D(Y_1, y_2, \vec{C}) - D^\dagger(Y_1, y_2, \vec{C})\}f_1(Y_1 \mid \vec{C})f_2(y_2 \mid \vec{C}) dy_2 \\ &= (2A-1)\left[\mathbb{E}^\dagger\{D(Y_1, Y_2, \vec{C}) - D^\dagger(Y_1, Y_2, \vec{C}) \mid Y_1, \vec{C}\}\right] \\ &= (2A-1)\left[\mathbb{E}^\dagger\{D(Y_1, Y_2, \vec{C}) - D(Y_1, Y_2, \vec{C}) \mid Y_1, \vec{C}\}\right] = 0, \\ \mathbb{E}\left[F(Y_1, Y_2, A, \vec{C}) \mid Y_2, A, \vec{C}\right] &\propto \int (2A-1)\{D(y_1, Y_2, \vec{C}) - D^\dagger(y_1, Y_2, \vec{C})\}f_1(y_1 \mid \vec{C})f_2(Y_2 \mid \vec{C}) dy_1 \\ &= (2A-1)\left[\mathbb{E}^\dagger\{D(Y_1, Y_2, \vec{C}) - D^\dagger(Y_1, Y_2, \vec{C}) \mid Y_2, \vec{C}\}\right] \\ &= (2A-1)\left[\mathbb{E}^\dagger\{D(Y_1, Y_2, \vec{C}) - D(Y_1, Y_2, \vec{C}) \mid Y_2, \vec{C}\}\right] = 0. \end{aligned}$$

Next, we show that the right hand side of (63) is a subset of the left hand side of (63). Suppose $S(Y_1, Y_2, A, \vec{C})$ satisfy the right hand side of (63), and let $D'(Y_1, Y_2, A, \vec{C})$ be a function satisfying

$$S(Y_1, Y_2, A, \vec{C}) = \frac{D'(Y_1, Y_2, A, \vec{C})}{\gamma_{12}(Y_1, Y_2 \mid \vec{C})\gamma_{1A}(Y_1, A \mid \vec{C})\gamma_{2A}(Y_2, A \mid \vec{C})f_A^*(A \mid \vec{C})}.$$

Additionally, note that

$$\begin{aligned} \Pr(A = a | Y_1, Y_2, \vec{C}) &\propto f(Y_1, Y_2, A = a | \vec{C}) \\ &= \frac{\gamma_{12}(Y_1, Y_2 | \vec{C}) \gamma_{1A}(Y_1, a | \vec{C}) \gamma_{2A}(Y_2, a | \vec{C}) f_1(Y_1 | \vec{C}) f_2(Y_2 | \vec{C}) f_A(A = a | \vec{C})}{\mathcal{N}(\vec{C})}. \end{aligned}$$

Therefore, we find

$$\begin{aligned} 0 &= \mathbb{E}[S(Y_1, Y_2, A, \vec{C}) | Y_1, Y_2, \vec{C}] \\ &= \gamma_{12}(Y_1, Y_2 | \vec{C}) f_1(Y_1 | \vec{C}) f_2(Y_2 | \vec{C}) \left[\begin{aligned} &\gamma_{1A}(Y_1, \tilde{a}^{2'} | \vec{C}) \gamma_{2A}(Y_2, \tilde{a}^{2'} | \vec{C}) f_A^*(\tilde{a}^{2'} | \vec{C}) S(Y_1, Y_2, \tilde{a}^{2'}, \vec{C}) \\ &+ \gamma_{1A}(Y_1, \tilde{a}^1 | \vec{C}) \gamma_{2A}(Y_2, \tilde{a}^1 | \vec{C}) f_A(\tilde{a}^1 | \vec{C}) S(Y_1, Y_2, \tilde{a}^1, \vec{C}) \end{aligned} \right] \\ &= D'(Y_1, Y_2, 1, \vec{C}) + D'(Y_1, Y_2, 0, \vec{C}). \end{aligned}$$

By defining $D(Y_1, Y_2, \vec{C}) = D'(Y_1, Y_2, 1, \vec{C})$, we obtain

$$\begin{aligned} (2A - 1)D(Y_1, Y_2, A, \vec{C}) &= \gamma_{12}(Y_1, Y_2 | \vec{C}) \gamma_{1A}(Y_1, A | \vec{C}) \gamma_{2A}(Y_2, A | \vec{C}) f_A(A | \vec{C}) S(Y_1, Y_2, A, \vec{C}) \\ \Leftrightarrow S(Y_1, Y_2, A, \vec{C}) &= \frac{(2A - 1)D(Y_1, Y_2, \vec{C})}{\gamma_{12}(Y_1, Y_2 | \vec{C}) \gamma_{1A}(Y_1, A | \vec{C}) \gamma_{2A}(Y_2, A | \vec{C}) f_A^*(A | \vec{C})}. \end{aligned}$$

Moreover, $\mathbb{E}^\dagger\{D(Y_1, Y_2, \vec{C}) | Y_1, \vec{C}\} = \mathbb{E}^\dagger\{D(Y_1, Y_2, \vec{C}) | Y_2, \vec{C}\} = \mathbb{E}^\dagger\{D(Y_1, Y_2, \vec{C}) | \vec{C}\} = 0$ because

$$\begin{aligned} &\mathbb{E}^\dagger\{D(Y_1, Y_2, \vec{C}) | Y_1, \vec{C}\} \\ &\propto \int \gamma_{12}(Y_1, y_2 | \vec{C}) \gamma_{1A}(Y_1, A | \vec{C}) \gamma_{2A}(y_2, A | \vec{C}) f_A(A | \vec{C}) S(Y_1, y_2, A, \vec{C}) f_2(y_2 | \vec{C}) dy_2 \\ &= \int S(Y_1, y_2, A, \vec{C}) \times \left\{ \begin{aligned} &\gamma_{12}(Y_1, y_2 | \vec{C}) \gamma_{1A}(Y_1, A | \vec{C}) \gamma_{2A}(y_2, A | \vec{C}) \\ &\times f_1(Y_1 | \vec{C}) f_2(y_2 | \vec{C}) f_A(A | \vec{C}) \end{aligned} \right\} dy_2 \\ &= \mathbb{E}\{S(Y_1, Y_2, A, \vec{C}) | Y_1, A, \vec{C}\} = 0, \\ &\mathbb{E}^\dagger\{D(Y_1, Y_2, \vec{C}) | Y_2, \vec{C}\} \\ &\propto \int \gamma_{12}(Y_1, Y_2 | \vec{C}) \gamma_{1A}(y_1, A | \vec{C}) \gamma_{2A}(Y_2, A | \vec{C}) f_A(A | \vec{C}) S(y_1, Y_2, A, \vec{C}) f_1(y_1 | \vec{C}) dy_1 \\ &= \int S(y_1, Y_2, A, \vec{C}) \times \left\{ \begin{aligned} &\gamma_{12}(y_1, Y_2 | \vec{C}) \gamma_{1A}(y_1, A | \vec{C}) \gamma_{2A}(Y_2, A | \vec{C}) \\ &\times f_1(y_1 | \vec{C}) f_2(Y_2 | \vec{C}) f_A(A | \vec{C}) \end{aligned} \right\} dy_1 \\ &= \mathbb{E}\{S(Y_1, Y_2, A, \vec{C}) | Y_2, A, \vec{C}\} = 0. \end{aligned}$$

This concludes that any function in the right hand side of (63) can be represented as a function having a form (62), indicating that the right hand side of (63) is a subset of the left hand side of (63). Combining the two results, we achieve (63). ■

The efficient influence function (EIF), denoted by $\text{IF}^*(\vec{O})$, for ψ can be obtained by projecting an influence function for ψ on \mathcal{T}_{sym} . To be more specific, let $\Pi\{F|\mathcal{T}\}$ be the projection of a function F onto a space \mathcal{T} . Then, the EIF for ψ is represented as

$$\text{IF}^*(\vec{O}) = \Pi\{\text{IF}(\vec{O})|\mathcal{T}_{\text{sym}}\} = \text{IF}(\vec{O}) - \Pi\{\text{IF}(\vec{O})|\mathcal{T}_{\text{sym}}^\perp\}.$$

To characterize $\Pi\{\text{IF}(\vec{O})|\mathcal{T}_{\text{sym}}^\perp\}$, we use the alternating conditional expectations (ACE) algorithm; see Breiman and Friedman (1985), and Section A.4 of Bickel et al. (1998) for details. Recall that $\mathcal{T}_{\text{sym}}^\perp$ is equivalent to $\mathcal{T}_{\text{sym}}^\perp = \overline{\mathcal{H}_{12} + \mathcal{H}_{1A} + \mathcal{H}_{2A}}$ where \mathcal{H}_{12} , \mathcal{H}_{1A} , \mathcal{H}_{2A} are the collections of mean-zero square-integrable functions conditioning on (Y_1, Y_2, \vec{C}) , (Y_1, A, \vec{C}) , and (Y_2, A, \vec{C}) , respectively. Therefore, the projections on \mathcal{H}_{12} , \mathcal{H}_{1A} , and \mathcal{H}_{2A} are defined as follows:

$$\begin{aligned} \Pi_{12}\{F(\vec{O})\} &= \Pi\{F(\vec{O})|\mathcal{H}_{12}\} = F(\vec{O}) - \mathbb{E}\{F(\vec{O})|Y_1, Y_2, \vec{C}\}, \\ \Pi_{1A}\{F(\vec{O})\} &= \Pi\{F(\vec{O})|\mathcal{H}_{1A}\} = F(\vec{O}) - \mathbb{E}\{F(\vec{O})|Y_1, A, \vec{C}\}, \\ \Pi_{2A}\{F(\vec{O})\} &= \Pi\{F(\vec{O})|\mathcal{H}_{2A}\} = F(\vec{O}) - \mathbb{E}\{F(\vec{O})|Y_2, A, \vec{C}\}. \end{aligned}$$

Additionally, let the following operators be the ‘‘residual’’ of a function after projecting on \mathcal{H} :

$$\begin{aligned} \mathcal{Q}_{12}\{F(\vec{O})\} &= (id - \Pi_{12})\{F(\vec{O})\} = \mathbb{E}\{F(\vec{O})|Y_1, Y_2, \vec{C}\}, \\ \mathcal{Q}_{1A}\{F(\vec{O})\} &= (id - \Pi_{1A})\{F(\vec{O})\} = \mathbb{E}\{F(\vec{O})|Y_1, A, \vec{C}\}, \\ \mathcal{Q}_{2A}\{F(\vec{O})\} &= (id - \Pi_{2A})\{F(\vec{O})\} = \mathbb{E}\{F(\vec{O})|Y_2, A, \vec{C}\}. \end{aligned}$$

Then, the EIF is characterized based on the ACE algorithm as follows:

$$\begin{aligned} &\left\| (\mathcal{Q}_{2A} \circ \mathcal{Q}_{1A} \circ \mathcal{Q}_{12})^m \{\text{IF}(\vec{O})\} - \Pi\{\text{IF}(\vec{O})|\mathcal{H}_{12}^\perp \oplus \mathcal{H}_{1A}^\perp \oplus \mathcal{H}_{2A}^\perp\} \right\| \\ &= \left\| (\mathcal{Q}_{2A} \circ \mathcal{Q}_{1A} \circ \mathcal{Q}_{12})^m \{\text{IF}(\vec{O})\} - \Pi\{\text{IF}(\vec{O})|\mathcal{T}_{\text{sym}}\} \right\| \rightarrow 0 \text{ as } m \rightarrow \infty. \end{aligned}$$

Therefore, the EIF is characterized as a limit of the alternating projections:

$$\begin{aligned} \text{IF}^*(\vec{O}) &= \lim_{m \rightarrow \infty} (\mathcal{Q}_{2A} \circ \mathcal{Q}_{1A} \circ \mathcal{Q}_{12})^m \{\text{IF}(\vec{O})\} \\ &= \lim_{m \rightarrow \infty} \left(\mathbb{E}^{(Y_2, A, \vec{C})} \circ \mathbb{E}^{(Y_1, A, \vec{C})} \circ \mathbb{E}^{(Y_1, Y_2, \vec{C})} \right)^m \{\text{IF}(\vec{O})\}, \end{aligned}$$

where $\mathbb{E}^{(Y_1, Y_2, \vec{C})}\{F(\vec{O})\} = \mathbb{E}\{F(\vec{O})|Y_1, Y_2, \vec{C}\}$, and the other two operators are defined in a similar manner.

E.3 Closed-form Representation of the Efficient Influence Function Under Binary Outcomes

We provide a closed-form representation of the EIF under binary outcomes. Suppose that $Y_1, Y_2 \in \{0, 1\}$. Then, an alternative representation of $\mathcal{T}_{\text{sym}}^\perp$ is given as

$$\mathcal{T}_{\text{sym}}^\perp = \left\{ \frac{(2Y_1 - 1)(2Y_2 - 1)(2A - 1)}{f(Y_1, Y_2, A|\vec{C})} D(\vec{C}) \mid D : \text{unrestricted} \right\}. \quad (64)$$

We prove this result.

Proof We first show that the right hand side of (64) is a subset of the left hand side.

$$D(\vec{C})\mathbb{E}\left\{\frac{(2Y_1-1)(2Y_2-1)(2A-1)}{f(Y_1, Y_2, A|\vec{C})}\middle|Y_1, Y_2, \vec{C}\right\} = D(\vec{C})(2Y_1-1)(2Y_2-1)\sum_{a=0}^1(2a-1) = 0.$$

Similarly,

$$\mathbb{E}\left\{\frac{(2Y_1-1)(2Y_2-1)(2A-1)}{f(Y_1, Y_2, A|\vec{C})}\middle|Y_1, A, \vec{C}\right\} = \mathbb{E}\left\{\frac{(2Y_1-1)(2Y_2-1)(2A-1)}{f(Y_1, Y_2, A|\vec{C})}\middle|Y_2, A, \vec{C}\right\} = 0.$$

Therefore, (63) is satisfied, implying that the right hand side of (64) belongs to $\mathcal{T}_{\text{sym}}^\perp$.

Next, we show that the left hand side of (64) is a subset of the right hand side. We take $S(Y_1, Y_2, A, \vec{C}) \in \mathcal{T}_{\text{sym}}^\perp$, and let $D(\vec{C})$ be $D(\vec{C}) = f(1, 1, 1|\vec{C})S(1, 1, 1, \vec{C}) \Leftrightarrow S(1, 1, 1, \vec{C}) = \frac{D(\vec{C})}{f(1, 1, 1|\vec{C})}$. From straightforward algebra, we find

$$\begin{aligned} \mathbb{E}\{S(1, 1, A, \vec{C})|Y_1 = 1, Y_2 = 1, \vec{C}\} &= f(1, 1, 1|\vec{C})S(1, 1, 1, \vec{C}) + f(1, 1, 0|\vec{C})S(1, 1, 0, \vec{C}) = 0 \\ \Rightarrow S(1, 1, 0, \vec{C}) &= -\frac{f(1, 1, 1|\vec{C})}{f(1, 1, 0|\vec{C})}S(1, 1, 1, \vec{C}) = -\frac{D(\vec{C})}{f(1, 1, 0|\vec{C})}, \\ \mathbb{E}\{S(1, Y_2, 1, \vec{C})|Y_1 = 1, A = 1, \vec{C}\} &= f(1, 1, 1|\vec{C})S(1, 1, 1, \vec{C}) + f(1, 0, 1|\vec{C})S(1, 0, 1, \vec{C}) = 0 \\ \Rightarrow S(1, 0, 1, \vec{C}) &= -\frac{f(1, 1, 1|\vec{C})}{f(1, 0, 1|\vec{C})}S(1, 1, 1, \vec{C}) = -\frac{D(\vec{C})}{f(1, 0, 1|\vec{C})}, \\ \mathbb{E}\{S(Y_1, 1, 1, \vec{C})|Y_2 = 1, A = 1, \vec{C}\} &= f(1, 1, 1|\vec{C})S(1, 1, 1, \vec{C}) + f(0, 1, 1|\vec{C})S(0, 1, 1, \vec{C}) = 0 \\ \Rightarrow S(0, 1, 1, \vec{C}) &= -\frac{f(1, 1, 1|\vec{C})}{f(0, 1, 1|\vec{C})}S(1, 1, 1, \vec{C}) = -\frac{D(\vec{C})}{f(0, 1, 1|\vec{C})}, \\ \mathbb{E}\{S(1, 0, A, \vec{C})|Y_1 = 1, Y_2 = 0, \vec{C}\} &= f(1, 0, 1|\vec{C})S(1, 0, 1, \vec{C}) + f(1, 0, 0|\vec{C})S(1, 0, 0, \vec{C}) = 0 \\ \Rightarrow S(1, 0, 0, \vec{C}) &= -\frac{f(1, 0, 1|\vec{C})}{f(1, 0, 0|\vec{C})}S(1, 0, 1, \vec{C}) = \frac{D(\vec{C})}{f(1, 0, 0|\vec{C})}, \\ \mathbb{E}\{S(0, 1, A, \vec{C})|Y_1 = 0, Y_2 = 1, \vec{C}\} &= f(0, 1, 1|\vec{C})S(0, 1, 1, \vec{C}) + f(0, 1, 0|\vec{C})S(0, 1, 0, \vec{C}) = 0 \\ \Rightarrow S(0, 1, 0, \vec{C}) &= -\frac{f(0, 1, 1|\vec{C})}{f(0, 1, 0|\vec{C})}S(0, 1, 1, \vec{C}) = \frac{D(\vec{C})}{f(0, 1, 0|\vec{C})}, \\ \mathbb{E}\{S(0, Y_2, 1, \vec{C})|Y_1 = 0, A = 1, \vec{C}\} &= f(0, 1, 1|\vec{C})S(0, 1, 1, \vec{C}) + f(0, 0, 1|\vec{C})S(0, 0, 1, \vec{C}) = 0 \\ \Rightarrow S(0, 0, 1, \vec{C}) &= -\frac{f(0, 1, 1|\vec{C})}{f(0, 0, 1|\vec{C})}S(0, 1, 1, \vec{C}) = \frac{D(\vec{C})}{f(0, 0, 1|\vec{C})}, \\ \mathbb{E}\{S(0, Y_2, 0, \vec{C})|Y_1 = 0, A = 0, \vec{C}\} &= f(0, 1, 0|\vec{C})S(0, 1, 0, \vec{C}) + f(0, 0, 0|\vec{C})S(0, 0, 0, \vec{C}) = 0 \\ \Rightarrow S(0, 0, 0, \vec{C}) &= -\frac{f(0, 1, 0|\vec{C})}{f(0, 0, 0|\vec{C})}S(0, 1, 0, \vec{C}) = -\frac{D(\vec{C})}{f(0, 0, 0|\vec{C})}. \end{aligned}$$

Therefore, any function $S \in \mathcal{T}_{\text{sym}}^\perp$ has the following form

$$S(y_1, y_2, a, \vec{C}) = \frac{(2y_1-1)(2y_2-1)(2a-1)}{f(y_1, y_2, a|\vec{C})}f(1, 1, 1|\vec{C})S(1, 1, 1, \vec{C}),$$

implying that S belongs to the right hand side of (64). This completes the proof. \blacksquare

Using the form (64), we can characterize the projection of arbitrary function F on $\mathcal{T}_{\text{sym}}^\perp$, which is given below.

$$\Pi\{F(\vec{O}) \mid \mathcal{T}_{\text{sym}}^\perp\} = \frac{\mathbb{E}\{F(\vec{O})v(\vec{O}) \mid \vec{C}\}}{\underbrace{\mathbb{E}\{v^2(\vec{O}) \mid \vec{C}\}}_{=D(\vec{O};F)}} v(\vec{O}) = D(\vec{O}; h)v(\vec{O}) \quad (65)$$

where $v(\vec{O}) = (2Y_1 - 1)(2Y_2 - 1)(2A - 1)/f(Y_1, Y_2, A \mid \vec{C})$.

Proof

Note that for all $D(\vec{O})$,

$$\begin{aligned} & \mathbb{E}\left[\{F(\vec{O}) - D(\vec{C}; F)v(\vec{O})\}\{v(\vec{O})D(\vec{C})\}\right] \\ &= \mathbb{E}\left[D(\vec{C})\mathbb{E}\{F(\vec{O})v(\vec{O}) \mid \vec{C}\} - D(\vec{C})D(\vec{C}; F)\mathbb{E}\{v^2(\vec{O}) \mid \vec{C}\}\right] \\ &= \mathbb{E}\left[D(\vec{C})\mathbb{E}\{F(\vec{O})v(\vec{O}) \mid \vec{C}\} - D(\vec{C})\mathbb{E}\{F(\vec{O})v(\vec{O}) \mid \vec{C}\}\right] \\ &= 0. \end{aligned}$$

This implies that $F(\vec{O}) - D(\vec{C}; F)v(\vec{O})$ is orthogonal to $\mathcal{T}_{\text{sym}}^\perp$. Additionally, it is trivial that $D(\vec{C}; F)v(\vec{O}) \in \mathcal{T}_{\text{sym}}^\perp$ from (64). Therefore, (65) is the projection of h on $\mathcal{T}_{\text{sym}}^\perp$, i.e., $\Pi\{F(\vec{O}) \mid \mathcal{T}_{\text{sym}}^\perp\} = D(\vec{C}; F)v(\vec{O})$. \blacksquare

Note that

$$\begin{aligned} \mathbb{E}\{h(\vec{O})v(\vec{O}) \mid \vec{C}\} &= \sum_{y_1, y_2, a} (2y_1 - 1)(2y_2 - 1)(2a - 1)h(y_1, y_2, a, \vec{C}), \\ \mathbb{E}\{v^2(\vec{O}) \mid \vec{C}\} &= \sum_{y_1, y_2, a} \frac{1}{f(y_1, y_2, a \mid \vec{C})} \end{aligned}$$

which results in

$$\begin{aligned} & \frac{v(\vec{O})}{\mathbb{E}\{v^2(\vec{O}) \mid \vec{C}\}} \quad (66) \\ &= \left[\sum_{y_1, y_2, a} \frac{1}{\gamma_{12}(y_1, y_2 \mid \vec{C})\gamma_{1A}(y_1, a \mid \vec{C})\gamma_{2A}(y_2, a \mid \vec{C})f_1(y_1 \mid \vec{C})f_2(y_1 \mid \vec{C})f_A(a \mid \vec{C})} \right]^{-1} \\ & \quad \times \left[\frac{(2Y_1 - 1)(2Y_2 - 1)(2A - 1)}{\gamma_{12}(Y_1, Y_2 \mid \vec{C})\gamma_{1A}(Y_1, A \mid \vec{C})\gamma_{2A}(Y_2, A \mid \vec{C})f_1(Y_1 \mid \vec{C})f_2(Y_1 \mid \vec{C})f_A(A \mid \vec{C})} \right]. \end{aligned}$$

The closed-form representations of $\theta(\vec{c})$ in (43) and Q_1 and Q_2 in (44) are

$$\begin{aligned} \theta(\vec{c}) &= \frac{\sum_{y_1, y_2} h(y_1, y_2) \gamma_{12}(y_1, y_2) f_1(y_1 | \vec{c}) f_2(y_2 | \vec{c})}{\sum_{y_1, y_2} \gamma_{12}(y_1, y_2) f_1(y_1 | \vec{c}) f_2(y_2 | \vec{c})} \\ &= \frac{\begin{Bmatrix} h(1, 1) \gamma_{12}(1, 1) f_1(1 | \vec{c}) f_2(1 | \vec{c}) & + h(1, 0) f_1(1 | \vec{c}) f_2(0 | \vec{c}) \\ + h(0, 1) f_1(0 | \vec{c}) f_2(1 | \vec{c}) & + h(0, 0) f_1(0 | \vec{c}) f_2(0 | \vec{c}) \end{Bmatrix}}{\begin{Bmatrix} \gamma_{12}(1, 1) f_1(1 | \vec{c}) f_2(1 | \vec{c}) & + f_1(1 | \vec{c}) f_2(0 | \vec{c}) \\ + f_1(0 | \vec{c}) f_2(1 | \vec{c}) & + f_1(0 | \vec{c}) f_2(0 | \vec{c}) \end{Bmatrix}}, \end{aligned} \quad (67)$$

$$Q_1(y_1 | \vec{c}) = \begin{cases} \begin{Bmatrix} \{h(1, 1) - \theta(\vec{c})\} \gamma_{12}(1, 1 | \vec{c}) f_2(1 | \vec{c}) \\ + \{h(1, 0) - \theta(\vec{c})\} f_2(0 | \vec{c}) \end{Bmatrix} & \text{if } y_1 = 1 \\ \begin{Bmatrix} \{h(0, 1) - \theta(\vec{c})\} f_2(1 | \vec{c}) \\ + \{h(0, 0) - \theta(\vec{c})\} f_2(0 | \vec{c}) \end{Bmatrix} & \text{if } y_1 = 0 \end{cases}, \quad (68)$$

$$Q_2(y_2 | \vec{c}) = \begin{cases} \begin{Bmatrix} \{h(1, 1) - \theta(\vec{c})\} \gamma_{12}(1, 1 | \vec{c}) f_1(1 | \vec{c}) \\ + \{h(0, 1) - \theta(\vec{c})\} f_1(0 | \vec{c}) \end{Bmatrix} & \text{if } y_2 = 1 \\ \begin{Bmatrix} \{h(1, 0) - \theta(\vec{c})\} f_1(1 | \vec{c}) \\ + \{h(0, 0) - \theta(\vec{c})\} f_1(0 | \vec{c}) \end{Bmatrix} & \text{if } y_2 = 0 \end{cases}. \quad (69)$$

Using the results (65), (66), (67), (68), (69), we can obtain the closed-form representation of $\mathbb{E}\{\mathbf{IF}_1 \cdot v | \vec{C}\}$, $\mathbb{E}\{\mathbf{IF}_2 \cdot v | \vec{C}\}$, $\mathbb{E}\{\mathbf{IF}_2 \cdot v | \vec{C}\}$, $\mathbb{E}\{\mathbf{IF}'_1 \cdot v | \vec{C}\}$, $\mathbb{E}\{\mathbf{IF}'_2 \cdot v | \vec{C}\}$, $\mathbb{E}\{\mathbf{IF}'_3 \cdot v | \vec{C}\}$; see below for details. For simplicity, we consider $\tilde{a}^1 = 0$ and $\tilde{a}^{2'} = 1$:

- $\mathbb{E}\{\mathbf{IF}_1 \cdot v | \vec{C}\}$

$$\begin{aligned} &\mathbb{E}\{\mathbf{IF}_1(\vec{O})v(\vec{O}) | \vec{C}\} \\ &= \frac{1}{\mathbb{E}\{\mathbb{I}(A = \tilde{a}^1) / \gamma_{2A}(Y_2, \tilde{a}^1 | \vec{C}) | \vec{C}\}} \sum_{y_1, y_2, a} \frac{(2y_1 - 1)(2y_2 - 1)(2a - 1)\mathbb{I}(a = \tilde{a}^1)\{h(y_1, y_2) - \theta(\vec{C})\}}{\gamma_{2A}(y_2, \tilde{a}^1 | \vec{C})} \\ &= \frac{1}{\mathbb{E}\{\mathbb{I}(A = 0) / \gamma_{2A}(Y_2, 0 | \vec{C}) | \vec{C}\}} \left[\frac{h(0, 1) - h(1, 1)}{\gamma_{2A}(1, 0 | \vec{C})} + h(1, 0) - h(0, 0) \right]. \end{aligned}$$

- $\mathbb{E}\{\mathbf{IF}_2 \cdot v | \vec{C}\}$

$$\begin{aligned} &\mathbb{E}\{\mathbf{IF}_2(\vec{O})v(\vec{O}) | \vec{C}\} \\ &= \frac{1}{\mathbb{E}\{\mathbb{I}(A = \tilde{a}^{2'}) / \gamma_{1A}(Y_1, \tilde{a}^{2'} | \vec{C}) | \vec{C}\}} \sum_{y_1, y_2, a} \frac{(2y_1 - 1)(2y_2 - 1)(2a - 1)\mathbb{I}(a = \tilde{a}^{2'})Q_2(y_2 | \vec{C})}{\gamma_{12}(y_1, y_2 | \vec{C})\gamma_{1A}(y_1, a_2 | \vec{C})} \\ &= \frac{1}{\mathbb{E}\{\mathbb{I}(A = 1) / \gamma_{1A}(Y_1, 1 | \vec{C}) | \vec{C}\}} \left[\frac{Q_2(1 | \vec{C})}{\gamma_{12}(1, 1 | \vec{C})\gamma_{1A}(1, 1 | \vec{C})} - \frac{Q_2(0 | \vec{C})}{\gamma_{1A}(1, 1 | \vec{C})} - Q_2(1 | \vec{C}) + Q_2(0 | \vec{C}) \right]. \end{aligned}$$

- $\mathbb{E}\{\text{IF}_3 \cdot v \mid \vec{C}\}$

$$\begin{aligned} & \mathbb{E}\{\text{IF}_3(\vec{O})v(\vec{O}) \mid \vec{C}\} \\ &= -\frac{1}{\mathbb{E}\{\mathbb{I}(A = \tilde{a}^1)/\gamma_{2A}(Y_2, \tilde{a}^1 \mid \vec{C}) \mid \vec{C}\}} \sum_{y_1, y_2, a} \frac{(2y_1 - 1)(2y_2 - 1)(2a - 1)\mathbb{I}(a = \tilde{a}^1)Q_2(y_2 \mid \vec{C})}{\gamma_{12}(y_1, y_2 \mid \vec{C})\gamma_{2A}(y_2, 0 \mid \vec{C})} \\ &= \frac{Q_2(1 \mid \vec{C})/\gamma_{2A}(1, 0 \mid \vec{C})}{\mathbb{E}\{\mathbb{I}(A = 0)/\gamma_{2A}(Y_2, 0 \mid \vec{C}) \mid \vec{C}\}} \left[\frac{1}{\gamma_{12}(1, 1 \mid \vec{C})} - 1 \right]. \end{aligned}$$

- $\mathbb{E}\{\text{IF}'_1 \cdot v \mid \vec{C}\}$

$$\begin{aligned} & \mathbb{E}\{\text{IF}'_1(\vec{O})v(\vec{O}) \mid \vec{C}\} \\ &= \frac{1}{\mathbb{E}\{\mathbb{I}(A = \tilde{a}^{2'})/\gamma_{1A}(Y_1, \tilde{a}^{2'} \mid \vec{C}) \mid \vec{C}\}} \sum_{y_1, y_2, a} \frac{(2y_1 - 1)(2y_2 - 1)(2a - 1)\mathbb{I}(a = \tilde{a}^{2'})\{h(y_1, y_2) - \theta(\vec{C})\}}{\gamma_{1A}(y_1, \tilde{a}^{2'} \mid \vec{C})} \\ &= \frac{1}{\mathbb{E}\{\mathbb{I}(A = 1)/\gamma_{1A}(Y_1, 1 \mid \vec{C}) \mid \vec{C}\}} \left[\frac{h(1, 1) - h(1, 0)}{\gamma_{1A}(1, 1 \mid \vec{C})} + h(0, 0) - h(0, 1) \right]. \end{aligned}$$

- $\mathbb{E}\{\text{IF}'_2 \cdot v \mid \vec{C}\}$

$$\begin{aligned} & \mathbb{E}\{\text{IF}'_2(\vec{O})v(\vec{O}) \mid \vec{C}\} \\ &= -\frac{1}{\mathbb{E}\{\mathbb{I}(A = \tilde{a}^{2'})/\gamma_{1A}(Y_1, \tilde{a}^{2'} \mid \vec{C}) \mid \vec{C}\}} \sum_{y_1, y_2, a} \frac{(2y_1 - 1)(2y_2 - 1)(2a - 1)\mathbb{I}(a = \tilde{a}^{2'})aQ_1(y_1 \mid \vec{C})}{\gamma_{12}(y_1, y_2 \mid \vec{C})\gamma_{1A}(y_1, \tilde{a}^{2'} \mid \vec{C})} \\ &= \frac{Q_1(1 \mid \vec{C})/\gamma_{1A}(1, 1 \mid \vec{C})}{\mathbb{E}\{\mathbb{I}(A = 1)/\gamma_{1A}(Y_1, 1 \mid \vec{C}) \mid \vec{C}\}} \left[1 - \frac{1}{\gamma_{12}(1, 1 \mid \vec{C})} \right]. \end{aligned}$$

- $\mathbb{E}\{\text{IF}'_3 \cdot v \mid \vec{C}\}$

$$\begin{aligned} & \mathbb{E}\{\text{IF}'_3(\vec{O})v(\vec{O}) \mid \vec{C}\} \\ &= \frac{1}{\mathbb{E}\{\mathbb{I}(A = \tilde{a}^1)/\gamma_{2A}(Y_2, \tilde{a}^1 \mid \vec{C}) \mid \vec{C}\}} \sum_{y_1, y_2, a} \frac{(2y_1 - 1)(2y_2 - 1)(2a - 1)\mathbb{I}(a = \tilde{a}^1)Q_1(y_1 \mid \vec{C})}{\gamma_{12}(y_1, y_2 \mid \vec{C})\gamma_{2A}(y_2, \tilde{a}^1 \mid \vec{C})} \\ &= \frac{1}{\mathbb{E}\{\mathbb{I}(A = 0)/\gamma_{2A}(Y_2, 0 \mid \vec{C}) \mid \vec{C}\}} \left[-\frac{Q_1(1 \mid \vec{C})}{\gamma_{12}(1, 1 \mid \vec{C})\gamma_{2A}(1, 0 \mid \vec{C})} + \frac{Q_1(0 \mid \vec{C})}{\gamma_{2A}(1, 0 \mid \vec{C})} + Q_1(1 \mid \vec{C}) - Q_1(0 \mid \vec{C}) \right]. \end{aligned}$$

Therefore, we find the projection $\Pi\{\mathbf{IF}_1 + \mathbf{IF}_2 + \mathbf{IF}_3 \mid \mathcal{T}_{\text{sym}}^\perp\}$ and $\Pi\{\mathbf{IF}'_1 + \mathbf{IF}'_2 + \mathbf{IF}'_3 \mid \mathcal{T}_{\text{sym}}^\perp\}$ are

$$\begin{aligned} & \Pi\{\mathbf{IF}_1(\vec{O}) + \mathbf{IF}_2(\vec{O}) + \mathbf{IF}_3(\vec{O}) \mid \mathcal{T}_{\text{sym}}^\perp\} \\ &= \left[\begin{array}{l} \frac{1}{\mathbb{E}\{\mathbb{I}(A=0)/\gamma_{2A}(Y_{2,0} \mid \vec{C}) \mid \vec{C}\}} \left[\frac{h(0,1)-h(1,1)}{\gamma_{2A}(1,0 \mid \vec{C})} + h(1,0) - h(0,0) \right] \\ + \frac{1}{\mathbb{E}\{\mathbb{I}(A=1)/\gamma_{1A}(Y_{1,1} \mid \vec{C}) \mid \vec{C}\}} \left[\frac{Q_2(1 \mid \vec{C})}{\gamma_{12}(1,1 \mid \vec{C})\gamma_{1A}(1,1 \mid \vec{C})} - \frac{Q_2(0 \mid \vec{C})}{\gamma_{1A}(1,1 \mid \vec{C})} \right] \\ + \frac{Q_2(1 \mid \vec{C})/\gamma_{2A}(1,0 \mid \vec{C})}{\mathbb{E}\{\mathbb{I}(A=0)/\gamma_{2A}(Y_{2,0} \mid \vec{C}) \mid \vec{C}\}} \left[\frac{1}{\gamma_{12}(1,1 \mid \vec{C})} - 1 \right] \end{array} \right] \frac{v(\vec{O})}{\mathbb{E}\{v^2(\vec{O}) \mid \vec{C}\}}, \end{aligned}$$

and

$$\begin{aligned} & \Pi\{\mathbf{IF}'_1(\vec{O}) + \mathbf{IF}'_2(\vec{O}) + \mathbf{IF}'_3(\vec{O}) \mid \mathcal{T}_{\text{sym}}^\perp\} \\ &= \left[\begin{array}{l} \frac{1}{\mathbb{E}\{\mathbb{I}(A=1)/\gamma_{1A}(Y_{1,0} \mid \vec{C}) \mid \vec{C}\}} \left[\frac{h(1,1)-h(1,0)}{\gamma_{1A}(1,1 \mid \vec{C})} + h(0,0) - h(0,1) \right] \\ + \frac{Q_1(1 \mid \vec{C})/\gamma_{1A}(1,1 \mid \vec{C})}{\mathbb{E}\{\mathbb{I}(A=1)/\gamma_{1A}(Y_{2,1} \mid \vec{C}) \mid \vec{C}\}} \left[1 - \frac{1}{\gamma_{12}(1,1 \mid \vec{C})} \right] \\ + \frac{1}{\mathbb{E}\{\mathbb{I}(A=0)/\gamma_{2A}(Y_{2,0} \mid \vec{C}) \mid \vec{C}\}} \left[\frac{Q_1(1 \mid \vec{C}) - Q_1(0 \mid \vec{C})}{-\frac{Q_1(1 \mid \vec{C})}{\gamma_{12}(1,1 \mid \vec{C})\gamma_{2A}(1,0 \mid \vec{C})} + \frac{Q_1(0 \mid \vec{C})}{\gamma_{2A}(1,0 \mid \vec{C})}} \right] \end{array} \right] \frac{v(\vec{O})}{\mathbb{E}\{v^2(\vec{O}) \mid \vec{C}\}}. \end{aligned}$$

Again, the projections remain the symmetric structure. From some complex algebra, one can verify that

$$\begin{aligned} & \{\mathbf{IF}_1(\vec{O}) + \mathbf{IF}_2(\vec{O}) + \mathbf{IF}_3(\vec{O})\} - \Pi\{\mathbf{IF}_1(\vec{O}) + \mathbf{IF}_2(\vec{O}) + \mathbf{IF}_3(\vec{O}) \mid \mathcal{T}_{\text{sym}}^\perp\} \\ &= \{\mathbf{IF}'_1(\vec{O}) + \mathbf{IF}'_2(\vec{O}) + \mathbf{IF}'_3(\vec{O})\} - \Pi\{\mathbf{IF}'_1(\vec{O}) + \mathbf{IF}'_2(\vec{O}) + \mathbf{IF}'_3(\vec{O}) \mid \mathcal{T}_{\text{sym}}^\perp\}. \end{aligned}$$

Therefore, we find that the EIF does not depend on the choice of $w(\vec{C})$, and is represented as $\text{IF}^*(\vec{O}) = \text{IF}_{YA}^*(\vec{O}) + \text{IF}_4(\vec{C})$ where

$$\begin{aligned}
 & \text{IF}_{YA}^*(\vec{O}) \\
 &= w(\vec{C}) \left[\begin{array}{l} \{ \text{IF}_1(\vec{O}) + \text{IF}_2(\vec{O}) + \text{IF}_3(\vec{O}) \} \\ -\Pi\{ \text{IF}_1(\vec{O}) + \text{IF}_2(\vec{O}) + \text{IF}_3(\vec{O}) \mid \mathcal{T}_{\text{sym}}^\perp \} \end{array} \right] \\
 & \quad + \{1 - w(\vec{C})\} \left[\begin{array}{l} \{ \text{IF}'_1(\vec{O}) + \text{IF}'_2(\vec{O}) + \text{IF}'_3(\vec{O}) \} \\ -\Pi\{ \text{IF}'_1(\vec{O}) + \text{IF}'_2(\vec{O}) + \text{IF}'_3(\vec{O}) \mid \mathcal{T}_{\text{sym}}^\perp \} \end{array} \right] \\
 &= \{ \text{IF}_1(\vec{O}) + \text{IF}_2(\vec{O}) + \text{IF}_3(\vec{O}) \} - \Pi\{ \text{IF}_1(\vec{O}) + \text{IF}_2(\vec{O}) + \text{IF}_3(\vec{O}) \mid \mathcal{T}_{\text{sym}}^\perp \} \\
 &= \left[\begin{array}{l} \frac{1}{\mathbb{E}\{(1-A)/\gamma_{2A}(Y_2, 0 \mid \vec{C}) \mid \vec{C}\}} \frac{\{h(Y_1, Y_2) - \theta(\vec{C})\}(1-A)}{\gamma_{2A}(Y_2, 0 \mid \vec{C})} \\ + \frac{1}{\mathbb{E}\{A/\gamma_{1A}(Y_1, 1 \mid \vec{C}) \mid \vec{C}\}} \frac{AQ_2(Y_2 \mid \vec{C})}{\gamma_{12}(Y_1, Y_2 \mid \vec{C})\gamma_{1A}(Y_1, 1 \mid \vec{C})} \\ - \frac{1}{\mathbb{E}\{(1-A)/\gamma_{2A}(Y_2, 0 \mid \vec{C}) \mid \vec{C}\}} \frac{(1-A)Q_2(Y_2 \mid \vec{C})}{\gamma_{12}(Y_1, Y_2 \mid \vec{C})\gamma_{2A}(Y_2, 0 \mid \vec{C})} \\ - \left[\begin{array}{l} \frac{1}{\mathbb{E}\{\mathbb{I}(A=0)/\gamma_{2A}(Y_2, 0 \mid \vec{C}) \mid \vec{C}\}} \left[\frac{h(0,1)-h(1,1)}{\gamma_{2A}(1,0 \mid \vec{C})} + h(1,0) - h(0,0) \right] \\ + \frac{1}{\mathbb{E}\{\mathbb{I}(A=1)/\gamma_{1A}(Y_1, 1 \mid \vec{C}) \mid \vec{C}\}} \left[\frac{Q_2(1 \mid \vec{C})}{\gamma_{12}(1,1 \mid \vec{C})\gamma_{1A}(1,1 \mid \vec{C})} - \frac{Q_2(0 \mid \vec{C})}{\gamma_{1A}(1,1 \mid \vec{C})} \right] \\ + \frac{Q_2(1 \mid \vec{C})/\gamma_{2A}(1,0 \mid \vec{C})}{\mathbb{E}\{\mathbb{I}(A=0)/\gamma_{2A}(Y_2, 0 \mid \vec{C}) \mid \vec{C}\}} \left[\frac{1}{\gamma_{12}(1,1 \mid \vec{C})} - 1 \right] \end{array} \right] \frac{v(\vec{O})}{\mathbb{E}\{v^2(\vec{O}) \mid \vec{C}\}} \end{array} \right]
 \end{aligned}$$

Also, after some algebra, we find $\text{IF}_{YA}^*(\vec{O})$ does not have a 3-way interaction, i.e.,

$$\begin{aligned}
 & \frac{\text{IF}_{YA}^*(Y_1 = 1, Y_2 = 1, A = 1 \mid \vec{C})\text{IF}_{YA}^*(Y_1 = 0, Y_2 = 0, A = 1 \mid \vec{C})}{\text{IF}_{YA}^*(Y_1 = 0, Y_2 = 1, A = 1 \mid \vec{C})\text{IF}_{YA}^*(Y_1 = 1, Y_2 = 0, A = 1 \mid \vec{C})} \\
 &= \frac{\text{IF}_{YA}^*(Y_1 = 1, Y_2 = 1, A = 0 \mid \vec{C})\text{IF}_{YA}^*(Y_1 = 0, Y_2 = 0, A = 0 \mid \vec{C})}{\text{IF}_{YA}^*(Y_1 = 0, Y_2 = 1, A = 0 \mid \vec{C})\text{IF}_{YA}^*(Y_1 = 1, Y_2 = 0, A = 0 \mid \vec{C})},
 \end{aligned}$$

verifying that $\text{IF}^*(\vec{O}) \in \mathcal{T}_{\text{sym}}$.

E.4 Robustness Properties of the Estimator

Recall that the estimating functions are defined as

$$\begin{aligned}
 U_1^b(\kappa_1, \omega_1) &= g_1(\vec{c}^b) \left\{ \frac{\mathbb{I}(a^b = \tilde{a}^{2'})}{\gamma_{1A}(y_1^b, \tilde{a}^{2'} | \vec{c}^b; \omega_1)} - \delta_1(\vec{c}^b; \kappa_1) \right\} \\
 U_2^b(\kappa_2, \omega_2) &= g_2(\vec{c}^b) \left\{ \frac{\mathbb{I}(a^b = \tilde{a}^1)}{\gamma_{2A}(y_2^b, \tilde{a}^1 | \vec{c}^b; \omega_2)} - \delta_2(\vec{c}^b; \kappa_2) \right\}, \\
 U_\psi^b(\psi, \kappa_1, \kappa_2, \omega_1, \omega_2, \nu) &= \left[\begin{aligned}
 &w(\vec{c}^b) \frac{1}{\delta_2(\vec{c}^b; \kappa_2)} \frac{\mathbb{I}(a^b = \tilde{a}^1)}{\gamma_{2A}(y_2^b, \tilde{a}^1 | \vec{c}^b; \omega_2)} \{h(y_1^b, y_2^b) - \theta(\vec{c}^b; \omega_1, \omega_2, \nu)\} \\
 &+ w(\vec{c}^b) \left[\frac{1}{\delta_1(\vec{c}^b; \kappa_1)} \frac{\mathbb{I}(a^b = \tilde{a}^{2'})}{\gamma_{1A}(y_1^b, \tilde{a}^{2'} | \vec{c}^b; \omega_1)} - \frac{1}{\delta_2(\vec{c}^b; \kappa_2)} \frac{\mathbb{I}(a^b = \tilde{a}^1)}{\gamma_{2A}(y_2^b, \tilde{a}^1 | \vec{c}^b; \omega_2)} \right] \frac{Q_2(y_2^b | \vec{c}^b; \omega_1, \omega_2, \nu)}{\gamma_{12}(y_1^b, y_2^b | \vec{c}^b; \nu)} \\
 &+ \{1 - w(\vec{c}^b)\} \frac{1}{\delta_1(\vec{c}^b; \kappa_1)} \frac{\mathbb{I}(a^b = \tilde{a}^{2'})}{\gamma_{1A}(y_1^b, \tilde{a}^{2'} | \vec{c}^b; \omega_1)} \{h(y_1^b, y_2^b) - \theta(\vec{c}^b; \omega_1, \omega_2, \nu)\} \\
 &+ \{1 - w(\vec{c}^b)\} \left[\frac{1}{\delta_2(\vec{c}^b; \kappa_2)} \frac{\mathbb{I}(a^b = \tilde{a}^1)}{\gamma_{2A}(y_2^b, \tilde{a}^1 | \vec{c}^b; \omega_2)} - \frac{1}{\delta_1(\vec{c}^b; \kappa_1)} \frac{\mathbb{I}(a^b = \tilde{a}^{2'})}{\gamma_{1A}(y_1^b, \tilde{a}^{2'} | \vec{c}^b; \omega_1)} \right] \frac{Q_1(y_1^b | \vec{c}^b; \omega_1, \omega_2, \nu)}{\gamma_{12}(y_1^b, y_2^b | \vec{c}^b; \nu)} \\
 &+ \theta(\vec{c}^b; \omega_1, \omega_2, \nu) - \psi
 \end{aligned} \right],
 \end{aligned}$$

where $\theta(\vec{c}; \omega_1, \omega_2, \nu)$ is represented as

$$\theta(\vec{c}; \nu, \omega_1, \omega_2) = \frac{\int h(y_1, y_2) \gamma_{12}(y_1, y_2 | \vec{c}; \nu) f_1(y_1 | \tilde{a}^1, Y_2 = 0, \vec{c}; \omega_1) f_2(y_2 | \tilde{a}^{2'}, Y_2 = 0, \vec{c}; \omega_2) d(y_1, y_2)}{\int \gamma_{12}(y_1, y_2 | \vec{c}; \nu) f_1(y_1 | \tilde{a}^1, Y_2 = 0, \vec{c}; \omega_1) f_2(y_2 | \tilde{a}^{2'}, Y_2 = 0, \vec{c}; \omega_2) d(y_1, y_2)}.$$

We use the dagger superscript (\dagger) to denote the solution to the mean-zero moment conditions above, i.e.,

$$\mathbb{E}\{U_1(\kappa_1^\dagger, \omega_1^\dagger)\} = 0, \quad \mathbb{E}\{U_2(\kappa_2^\dagger, \omega_2^\dagger)\} = 0, \quad \mathbb{E}\{U_\psi(\psi^\dagger, \kappa_1^\dagger, \kappa_2^\dagger, \omega_1^\dagger, \omega_2^\dagger, \nu^\dagger)\} = 0.$$

Recall that model \mathcal{M}^* is defined as $\mathcal{M}^* = \mathcal{M}_\gamma \cap \{\{\mathcal{M}_{f_1} \cap \mathcal{M}_{\delta_1}\} \cup \{\mathcal{M}_{f_2} \cap \mathcal{M}_{\delta_2}\}\}$. Therefore, model \mathcal{M}^* is satisfied if and only if either $\mathcal{M}_1^* := \mathcal{M}_\gamma \cap \{\mathcal{M}_{f_1} \cap \mathcal{M}_{\delta_1}\}$ or $\mathcal{M}_2^* := \mathcal{M}_\gamma \cap \{\mathcal{M}_{f_2} \cap \mathcal{M}_{\delta_2}\}$, but not necessarily both, is satisfied. Under models \mathcal{M}_1^* and \mathcal{M}_2^* , we find

$$\begin{aligned}
 \text{Under } \mathcal{M}_1^*, \text{ it follows that } &\begin{cases} \gamma_{12}(y_1, y_2 | \vec{C}; \nu^\dagger) = \gamma_{12}(y_1, y_2 | \vec{C}) \\ f_1(y_1 | \vec{C}; \omega_1^\dagger) = f_1(y_1 | \vec{C}) \\ \delta_1(\vec{C}; \kappa_1^\dagger) = \theta_D(\vec{C}) f_A(\tilde{a}^{2'} | \vec{C}) / \mathcal{N}(\vec{C}) \end{cases}, \\
 \text{Under } \mathcal{M}_2^*, \text{ it follows that } &\begin{cases} \gamma_{12}(y_1, y_2 | \vec{C}; \nu^\dagger) = \gamma_{12}(y_1, y_2 | \vec{C}) \\ f_2(y_2 | \vec{C}; \omega_2^\dagger) = f_2(y_2 | \vec{C}) \\ \delta_2(\vec{C}; \kappa_2^\dagger) = \theta_D(\vec{C}) f_A(\tilde{a}^1 | \vec{C}) / \mathcal{N}(\vec{C}) \end{cases}.
 \end{aligned}$$

The results regarding δ_1 and δ_2 are established as follows. The moment restrictions $\mathbb{E}\{U_1(\kappa_1, \omega_1)\} = 0$ and $\mathbb{E}\{U_2(\kappa_2, \omega_2)\} = 0$, which imply

$$\delta_1(\vec{C}; \kappa_1) = f_A(\tilde{a}^{2'} | \vec{C}) \frac{\int \gamma_{12}(y_1, y_2 | \vec{C}) f_1(y_1 | \vec{C}) f_2(y_2 | \vec{C}) \frac{\gamma_{1A}(y_1, \tilde{a}^{2'} | \vec{C})}{\gamma_{1A}(y_1, \tilde{a}^{2'} | \vec{C}; \omega_1)} d(y_1, y_2)}{\mathcal{N}(\vec{C})}, \quad (70)$$

$$\delta_2(\vec{C}; \kappa_2) = f_A(\tilde{a}^1 | \vec{C}) \frac{\int \gamma_{12}(y_1, y_2 | \vec{C}) f_1(y_1 | \vec{C}) f_2(y_2 | \vec{C}) \frac{\gamma_{2A}(y_2, \tilde{a}^1 | \vec{C})}{\gamma_{2A}(y_2, \tilde{a}^1 | \vec{C}; \omega_2)} d(y_1, y_2)}{\mathcal{N}(\vec{C})}. \quad (71)$$

Under model \mathcal{M}_1^* , we have

$$\delta_1(\vec{C}; \kappa_1^\dagger) = \frac{\theta_D(\vec{C}) f_A(\tilde{a}^{2'} | \vec{C})}{\mathcal{N}(\vec{C})}. \quad (72)$$

Likewise, under model \mathcal{M}_2^* , we have

$$\delta_2(\vec{C}; \kappa_2^\dagger) = \frac{\theta_D(\vec{C}) f_A(\tilde{a}^1 | \vec{C})}{\mathcal{N}(\vec{C})}. \quad (73)$$

These results agree with (45).

Next, $Q_1(y_1 | \vec{C}; \omega_1, \omega_2, \nu)$ and $Q_2(y_2 | \vec{C}; \omega_1, \omega_2, \nu)$ are represented as

$$Q_1(y_1 | \vec{C}; \omega_1, \omega_2, \nu) = \int \{h(y_1, y_2) - \theta(\vec{C}; \omega_1, \omega_2, \nu)\} \gamma_{12}(y_1, y_2 | \vec{C}; \nu) f_2(y_2 | \vec{C}; \omega_2) dy_2,$$

$$Q_2(y_2 | \vec{C}; \omega_1, \omega_2, \nu) = \int \{h(y_1, y_2) - \theta(\vec{C}; \omega_1, \omega_2, \nu)\} \gamma_{12}(y_1, y_2 | \vec{C}; \nu) f_1(y_1 | \vec{C}; \omega_1) dy_1.$$

Under model \mathcal{M}_1^* , we have

$$\begin{aligned} & \int Q_1(y_1 | \vec{C}; \omega_1^\dagger, \omega_2^\dagger, \nu^\dagger) f_1(y_1 | \vec{C}) dy_1 \\ &= \int h(y_1, y_2) \gamma_{12}(y_1, y_2; \vec{C}) f_1(y_1 | \vec{C}) f_2(y_2 | \vec{C}; \omega_2^\dagger) d(y_1, y_2) \\ & \quad - \theta(\vec{C}; \omega_1^\dagger, \omega_2^\dagger, \nu^\dagger) \int \gamma_{12}(y_1, y_2; \vec{C}) f_1(y_1 | \vec{C}) f_2(y_2 | \vec{C}; \omega_2^\dagger) d(y_1, y_2) \\ &= \int h(y_1, y_2) \gamma_{12}(y_1, y_2; \vec{C}) f_1(y_1 | \vec{C}) f_2(y_2 | \vec{C}; \omega_2^\dagger) d(y_1, y_2) \\ & \quad - \int h(y_1, y_2) \gamma_{12}(y_1, y_2; \vec{C}) f_1(y_1 | \vec{C}) f_2(y_2 | \vec{C}; \omega_2^\dagger) d(y_1, y_2) \\ &= 0, \end{aligned} \quad (74)$$

and

$$\begin{aligned} & \int Q_2(y_2 | \vec{C}; \omega_1^\dagger, \omega_2^\dagger, \nu^\dagger) f_2(y_2 | \vec{C}) dy_2 \\ &= \int h(y_1, y_2) \gamma_{12}(y_1, y_2; \vec{C}) f_1(y_1 | \vec{C}) f_2(y_2 | \vec{C}) d(y_1, y_2) \\ & \quad - \theta(\vec{C}; \omega_1^\dagger, \omega_2^\dagger, \nu^\dagger) \int \gamma_{12}(y_1, y_2; \vec{C}) f_1(y_1 | \vec{C}) f_2(y_2 | \vec{C}) d(y_1, y_2) \\ &= \theta_D(\vec{C}) \{ \theta(\vec{C}) - \theta(\vec{C}; \omega_1^\dagger, \omega_2^\dagger, \nu^\dagger) \}. \end{aligned} \quad (75)$$

Likewise, under model \mathcal{M}_2^* , we have

$$\int Q_2(y_2 | \vec{C}; \omega_1^\dagger, \omega_2^\dagger, \nu^\dagger) f_1(y_1 | \vec{C}) dy_1 = \theta_D(\vec{C}) \{ \theta(\vec{C}) - \theta(\vec{C}; \omega_1^\dagger, \omega_2^\dagger, \nu^\dagger) \}, \quad (76)$$

$$\int Q_2(y_2 | \vec{C}; \omega_1^\dagger, \omega_2^\dagger, \nu^\dagger) f_2(y_2 | \vec{C}) dy_2 = 0. \quad (77)$$

Next, we study the expectation of components in $U_\psi(\psi, \kappa_1, \kappa_2, \omega_1, \omega_2, \nu)$, which are referred to as T_1, \dots, T_5 below:

- Let T_1 be

$$T_1(\vec{c}; \kappa_2, \omega_1, \omega_2, \nu) = \mathbb{E} \left[\frac{1}{\delta_2(\vec{c}; \kappa_2)} \frac{\mathbb{I}(A = \tilde{a}^1)}{\gamma_{2A}(Y_2, \tilde{a}^1 | \vec{c}; \omega_2)} \{h(Y_1, Y_2) - \theta(\vec{c}; \omega_1, \omega_2, \nu)\} \middle| \vec{c} \right].$$

Under model \mathcal{M}_1^* , we have

$$T_1(\vec{c}; \kappa_2^\dagger, \omega_1^\dagger, \omega_2^\dagger, \nu^\dagger) = \frac{1}{\delta_2(\vec{c}; \kappa_2^\dagger)} \mathbb{E} \left[\frac{h(Y_1, Y_2) \mathbb{I}(A = \tilde{a}^1)}{\gamma_{2A}(Y_2, \tilde{a}^1 | \vec{c}; \omega_2^\dagger)} \middle| \vec{c} \right] - \theta(\vec{c}; \omega_1^\dagger, \omega_2^\dagger, \nu^\dagger).$$

Under model \mathcal{M}_2^* , we have

$$\begin{aligned} T_1(\vec{c}; \kappa_2^\dagger, \omega_1^\dagger, \omega_2^\dagger, \nu^\dagger) &= \frac{1}{\delta_2(\vec{c}; \kappa_2^\dagger)} \mathbb{E} \left[\frac{h(Y_1, Y_2) \mathbb{I}(A = \tilde{a}^1)}{\gamma_{2A}(Y_2, \tilde{a}^1 | \vec{c}; \omega_2^\dagger)} \middle| \vec{c} \right] - \theta(\vec{c}; \omega_1^\dagger, \omega_2^\dagger, \nu^\dagger) \\ &= \theta(\vec{c}) - \theta(\vec{c}; \omega_1^\dagger, \omega_2^\dagger, \nu^\dagger). \end{aligned}$$

The second identity is from (46).

- Let T_2 be

$$\begin{aligned} &T_2(\vec{c}; \kappa_1, \kappa_2, \omega_1, \omega_2, \nu) \\ &= \mathbb{E} \left[\left[\frac{1}{\delta_1(\vec{c}; \kappa_1)} \frac{\mathbb{I}(A = \tilde{a}^{2'})}{\gamma_{1A}(Y_1, \tilde{a}^{2'} | \vec{c}; \omega_1)} - \frac{1}{\delta_2(\vec{c}; \kappa_2)} \frac{\mathbb{I}(A = \tilde{a}^1)}{\gamma_{2A}(Y_2, \tilde{a}^1 | \vec{c}; \omega_2)} \right] \frac{Q_2(Y_2 | \vec{c}; \omega_1, \omega_2, \nu)}{\gamma_{12}(Y_1, Y_2 | \vec{c}; \nu)} \middle| \vec{c} \right]. \end{aligned}$$

Under model \mathcal{M}_1^* , we have

$$\begin{aligned} &T_2(\vec{c}; \kappa_1^\dagger, \kappa_2^\dagger, \omega_1^\dagger, \omega_2^\dagger, \nu^\dagger) \\ &= \frac{f_A(\tilde{a}^{2'} | \vec{c})}{\mathcal{N}(\vec{c})} \frac{1}{\delta_1(\vec{c}; \kappa_1^\dagger)} \int Q_2(y_2 | \vec{c}; \omega_1^\dagger, \omega_2^\dagger, \nu^\dagger) f_2(y_2 | \vec{c}) dy_2 \\ &\quad - \frac{1}{\delta_2(\vec{c}; \kappa_2^\dagger)} \int \frac{Q_2(y_2 | \vec{c}; \omega_1^\dagger, \omega_2^\dagger, \nu^\dagger)}{\gamma_{2A}(y_2, \tilde{a}^1 | \vec{c}; \omega_2^\dagger)} \frac{\gamma_{2A}(y_2, \tilde{a}^1 | \vec{c}) f_2(y_2 | \vec{c}) f_A(\tilde{a}^1 | \vec{c})}{\mathcal{N}(\vec{c})} dy_2 \\ &= \frac{\theta_D(\vec{c}) \{ \theta(\vec{c}) - \theta(\vec{c}; \omega_1^\dagger, \omega_2^\dagger, \nu^\dagger) \}}{\theta_D(\vec{c})} \\ &\quad - \frac{1}{\delta_2(\vec{c}; \kappa_2^\dagger)} \int \frac{\{h(y_1, y_2) - \theta(\vec{c}; \omega_1^\dagger, \omega_2^\dagger, \nu^\dagger)\}}{\gamma_{2A}(y_2, \tilde{a}^1 | \vec{c}; \omega_2^\dagger)} \frac{\gamma_{12}(y_1, y_2 | \vec{c}) \gamma_{2A}(y_2, \tilde{a}^1 | \vec{c}) f_1(y_1 | \vec{c}) f_2(y_2 | \vec{c}) f_A(\tilde{a}^1 | \vec{c})}{\mathcal{N}(\vec{c})} d(y_1, y_2) \\ &= \theta(\vec{c}) - \frac{1}{\delta_2(\vec{c}; \kappa_2^\dagger)} \mathbb{E} \left[\frac{h(Y_1, Y_2) \mathbb{I}(A = \tilde{a}^1)}{\gamma_{2A}(Y_2, \tilde{a}^1 | \vec{c}; \omega_2^\dagger)} \middle| \vec{c} \right]. \end{aligned}$$

The identities are obtained from (70)-(77).

Similarly, under model \mathcal{M}_2^* , we have

$$\begin{aligned}
 & T_2(\vec{c}; \kappa_1^\dagger, \kappa_2^\dagger, \omega_1^\dagger, \omega_2^\dagger, \nu^\dagger) \\
 &= \frac{1}{\delta_1(\vec{c}; \kappa_1^\dagger)} \int \frac{Q_2(y_2 | \vec{c}; \omega_1^\dagger, \omega_2^\dagger, \nu^\dagger)}{\gamma_{1A}(y_1, \tilde{a}^{2'} | \vec{c}; \omega_1^\dagger)} \frac{\gamma_{1A}(y_1, \tilde{a}^{2'} | \vec{c}) f_1(y_1 | \vec{c}) f_2(y_2 | \vec{c}) f_A(\tilde{a}^{2'} | \vec{c})}{\mathcal{N}(\vec{c})} d(y_1, y_2) \\
 &\quad - \frac{f_A(\tilde{a}^1 | \vec{c})}{\mathcal{N}(\vec{c})} \frac{1}{\delta_2(\vec{c}; \kappa_2^\dagger)} \int Q_2(y_2 | \vec{c}; \omega_1^\dagger, \omega_2^\dagger, \nu^\dagger) f_2(y_2 | \vec{c}) dy_2 \\
 &= \frac{f_A(\tilde{a}^{2'} | \vec{c})}{\delta_1(\vec{c}; \kappa_1^\dagger) \mathcal{N}(\vec{c})} \left[\int \frac{\gamma_{1A}(y_1, \tilde{a}^{2'} | \vec{c})}{\gamma_{1A}(y_1, \tilde{a}^{2'} | \vec{c}; \omega_1^\dagger)} f_1(y_1 | \vec{c}) dy_1 \right] \left[\int Q_2(y_2 | \vec{c}; \omega_1^\dagger, \omega_2^\dagger, \nu^\dagger) f_2(y_2 | \vec{c}) dy_2 \right] \\
 &\quad - \frac{f_A(\tilde{a}^1 | \vec{c})}{\mathcal{N}(\vec{c})} \frac{1}{\delta_2(\vec{c}; \kappa_2^\dagger)} \int Q_2(y_2 | \vec{c}; \omega_1^\dagger, \omega_2^\dagger, \nu^\dagger) f_2(y_2 | \vec{c}) dy_2 \\
 &= 0.
 \end{aligned}$$

The last equality is satisfied from (77).

- Let T_3 be

$$T_3(\vec{c}; \kappa_1, \omega_1, \omega_2, \nu) = \mathbb{E} \left[\frac{1}{\delta_1(\vec{c}; \kappa_1)} \frac{\mathbb{I}(A = \tilde{a}^{2'})}{\gamma_{1A}(Y_1, \tilde{a}^{2'} | \vec{c}; \omega_2)} \{h(Y_1, Y_2) - \theta_k(\vec{c}; \omega_1, \omega_2, \nu)\} \middle| \vec{c} \right].$$

Under model \mathcal{M}_1^* , we have

$$\begin{aligned}
 T_3(\vec{c}; \kappa_1^\dagger, \omega_1^\dagger, \omega_2^\dagger, \nu^\dagger) &= \frac{1}{\delta_1(\vec{c}; \kappa_1^\dagger)} \mathbb{E} \left[\frac{h(Y_1, Y_2) \mathbb{I}(A = \tilde{a}^{2'})}{\gamma_{1A}(Y_1, \tilde{a}^{2'} | \vec{c}; \omega_1^\dagger)} \middle| \vec{c} \right] - \theta(\vec{c}; \omega_1^\dagger, \omega_2^\dagger, \nu^\dagger) \\
 &= \theta(\vec{c}) - \theta(\vec{c}; \omega_1^\dagger, \omega_2^\dagger, \nu^\dagger).
 \end{aligned}$$

The second identity is from (46).

Likewise, under model \mathcal{M}_2^* , we have

$$T_3(\vec{c}; \kappa_1^\dagger, \omega_1^\dagger, \omega_2^\dagger, \nu^\dagger) = \frac{1}{\delta_1(\vec{c}; \kappa_1^\dagger)} \mathbb{E} \left[\frac{h(Y_1, Y_2) \mathbb{I}(A = \tilde{a}^{2'})}{\gamma_{1A}(Y_1, \tilde{a}^{2'} | \vec{c}; \omega_1^\dagger)} \middle| \vec{c} \right] - \theta(\vec{c}; \omega_1^\dagger, \omega_2^\dagger, \nu^\dagger).$$

- Let T_4 be

$$\begin{aligned}
 & T_4(\vec{c}; \kappa_1, \kappa_2, \omega_1, \omega_2, \nu) \\
 &= \mathbb{E} \left[\left[\frac{1}{\delta_2(\vec{c}; \kappa_2)} \frac{\mathbb{I}(A = \tilde{a}^1)}{\gamma_{2A}(Y_2, \tilde{a}^1 | \vec{c}; \omega_2)} - \frac{1}{\delta_1(\vec{c}; \kappa_1)} \frac{\mathbb{I}(A = \tilde{a}^{2'})}{\gamma_{1A}(Y_1, \tilde{a}^{2'} | \vec{c}; \omega_1)} \right] \frac{Q_1(Y_1 | \vec{c}; \omega_1, \omega_2, \nu)}{\gamma_{12}(Y_1, Y_2 | \vec{c}; \nu)} \middle| \vec{c} \right].
 \end{aligned}$$

Under model \mathcal{M}_1^* , we have

$$\begin{aligned}
 & T_4(\vec{c}; \kappa_1^\dagger, \kappa_2^\dagger, \omega_1^\dagger, \omega_2^\dagger, \nu^\dagger) \\
 &= \frac{1}{\delta_2(\vec{c}; \kappa_2^\dagger)} \int \frac{Q_1(y_1 | \vec{c}; \omega_1^\dagger, \omega_2^\dagger, \nu^\dagger) \gamma_{2A}(y_2, \tilde{a}^1 | \vec{c}) f_1(y_1 | \vec{c}) f_2(y_2 | \vec{c}) f_A(\tilde{a}^1 | \vec{c})}{\gamma_{2A}(y_2, \tilde{a}^1 | \vec{c}; \omega_2^\dagger) \mathcal{N}(\vec{c})} d(y_1, y_2) \\
 &\quad - \frac{f_A(\tilde{a}^{2'} | \vec{c})}{\mathcal{N}(\vec{c})} \frac{1}{\delta_1(\vec{c}; \kappa_1^\dagger)} \int Q_1(y_1 | \vec{c}; \omega_1^\dagger, \omega_2^\dagger, \nu^\dagger) f_1(y_1 | \vec{c}) dy_1 \\
 &= \frac{f_A(\tilde{a}^1 | \vec{c})}{\delta_2(\vec{c}; \kappa_2^\dagger) \mathcal{N}(\vec{c})} \left[\int \frac{\gamma_{2A}(y_2, \tilde{a}^1 | \vec{c})}{\gamma_{2A}(y_2, \tilde{a}^1 | \vec{c}; \omega_2^\dagger)} f_2(y_2 | \vec{c}) dy_2 \right] \left[\int Q_1(y_1 | \vec{c}; \omega_1^\dagger, \omega_2^\dagger, \nu^\dagger) f_1(y_1 | \vec{c}) dy_1 \right] \\
 &\quad - \frac{f_A(\tilde{a}^{2'} | \vec{c})}{\mathcal{N}(\vec{c})} \frac{1}{\delta_1(\vec{c}; \kappa_1^\dagger)} \int Q_1(y_1 | \vec{c}; \omega_1^\dagger, \omega_2^\dagger, \nu^\dagger) f_1(y_1 | \vec{c}) dy_1 \\
 &= 0.
 \end{aligned}$$

The last equality is satisfied from (74).

Similarly, under model \mathcal{M}_2^* , we have

$$\begin{aligned}
 & T_4(\vec{c}; \kappa_1^\dagger, \kappa_2^\dagger, \omega_1^\dagger, \omega_2^\dagger, \nu^\dagger) \\
 &= \frac{f_A(\tilde{a}^1 | \vec{c})}{\mathcal{N}(\vec{c})} \frac{1}{\delta_2(\vec{c}; \kappa_2^\dagger)} \int Q_1(y_1 | \vec{c}; \omega_1^\dagger, \omega_2^\dagger, \nu^\dagger) f_1(y_1 | \vec{c}) dy_1 \\
 &\quad - \frac{1}{\delta_1(\vec{c}; \kappa_1^\dagger)} \int \frac{Q_1(y_1 | \vec{c}; \omega_1^\dagger, \omega_2^\dagger, \nu^\dagger) \gamma_{1A}(y_1, \tilde{a}^{2'} | \vec{c}) f_1(y_1 | \vec{c}) f_A(\tilde{a}^{2'} | \vec{c})}{\gamma_{1A}(y_1, \tilde{a}^{2'} | \vec{c}; \omega_1^\dagger) \mathcal{N}(\vec{c})} dy_1 \\
 &= \frac{\theta_D(\vec{c}) \{ \theta(\vec{c}) - \theta(\vec{c}; \omega_1^\dagger, \omega_2^\dagger, \nu^\dagger) \}}{\theta_D(\vec{c})} \\
 &\quad - \frac{1}{\delta_1(\vec{c}; \kappa_1^\dagger)} \int \frac{\{ h(y_1, y_2) - \theta(\vec{c}; \omega_1^\dagger, \omega_2^\dagger, \nu^\dagger) \}}{\gamma_{1A}(y_1, \tilde{a}^{2'} | \vec{c}; \omega_1^\dagger)} \frac{\gamma_{12}(y_1, y_2 | \vec{c}) \gamma_{1A}(y_1, \tilde{a}^{2'} | \vec{c}) f_1(y_1 | \vec{c}) f_2(y_2 | \vec{c}) f_A(\tilde{a}^{2'} | \vec{c})}{\mathcal{N}(\vec{c})} d(y_1, y_2) \\
 &= \theta(\vec{c}) - \frac{1}{\delta_1(\vec{c}; \kappa_1^\dagger)} \mathbb{E} \left[\frac{h(Y_1, Y_2) \mathbb{I}(A = \tilde{a}^{2'})}{\gamma_{1A}(Y_1, \tilde{a}^{2'} | \vec{c}; \omega_1^\dagger)} \middle| \vec{c} \right].
 \end{aligned}$$

The identities are obtained from (70)-(77).

- Let T_5 be $T_5(\vec{c}; \omega_1, \omega_2, \nu) = \theta(\vec{c}; \omega_1, \omega_2, \nu) - \psi(\omega_1, \omega_2, \nu)$.

Combining the results established in T_1, \dots, T_5 , we find the expectation of $\mathbb{E}\{U_\psi(\psi, \kappa_1, \kappa_2, \omega_1, \omega_2, \nu)\}$ is

$$\begin{aligned}
 & \mathbb{E}\{U_\psi(\psi, \kappa_1, \kappa_2, \omega_1, \omega_2, \nu)\} \\
 &= \mathbb{E}[\mathbb{E}\{U_\psi(\psi, \kappa_1, \kappa_2, \omega_1, \omega_2, \nu) | \vec{C}\}] \\
 &= \mathbb{E} \left[\begin{aligned} & w(\vec{C}) \{ T_1(\vec{C}; \kappa_2, \omega_1, \omega_2, \nu) + T_2(\vec{C}; \kappa_1, \kappa_2, \omega_1, \omega_2, \nu) \} \\ & + \{ 1 - w(\vec{C}) \} \{ T_3(\vec{C}; \kappa_1, \omega_1, \omega_2, \nu) + T_4(\vec{C}; \kappa_1, \kappa_2, \omega_1, \omega_2, \nu) \} \\ & + T_5(\vec{C}; \omega_1, \omega_2, \nu) \end{aligned} \right].
 \end{aligned}$$

Under model \mathcal{M}_1^* , we find

$$\begin{aligned} T_1(\vec{C}; \kappa_2^\dagger, \omega_1^\dagger, \omega_2^\dagger, \nu^\dagger) + T_2(\vec{C}; \kappa_1^\dagger, \kappa_2^\dagger, \omega_1^\dagger, \omega_2^\dagger, \nu^\dagger) &= \theta(\vec{C}) - \theta(\vec{C}; \omega_1^\dagger, \omega_2^\dagger, \nu^\dagger) , \\ T_3(\vec{C}; \kappa_1^\dagger, \omega_1^\dagger, \omega_2^\dagger, \nu^\dagger) + T_4(\vec{C}; \kappa_1^\dagger, \kappa_2^\dagger, \omega_1^\dagger, \omega_2^\dagger, \nu^\dagger) &= \theta(\vec{C}) - \theta(\vec{C}; \omega_1^\dagger, \omega_2^\dagger, \nu^\dagger) . \end{aligned}$$

Likewise, under model \mathcal{M}_2^* , we find

$$\begin{aligned} T_1(\vec{C}; \kappa_2^\dagger, \omega_1^\dagger, \omega_2^\dagger, \nu^\dagger) + T_2(\vec{C}; \kappa_1^\dagger, \kappa_2^\dagger, \omega_1^\dagger, \omega_2^\dagger, \nu^\dagger) &= \theta(\vec{C}) - \theta(\vec{C}; \omega_1^\dagger, \omega_2^\dagger, \nu^\dagger) , \\ T_3(\vec{C}; \kappa_1^\dagger, \omega_1^\dagger, \omega_2^\dagger, \nu^\dagger) + T_4(\vec{C}; \kappa_1^\dagger, \kappa_2^\dagger, \omega_1^\dagger, \omega_2^\dagger, \nu^\dagger) &= \theta(\vec{C}) - \theta(\vec{C}; \omega_1^\dagger, \omega_2^\dagger, \nu^\dagger) . \end{aligned}$$

Therefore, under $\mathcal{M}^* = \mathcal{M}_1^* \cup \mathcal{M}_2^*$, we find

$$\begin{aligned} &\mathbb{E}\{U_\psi(\psi, \kappa_1^\dagger, \kappa_2^\dagger, \omega_1^\dagger, \omega_2^\dagger, \nu^\dagger)\} \\ &= \mathbb{E}\{\theta(\vec{C}) - \theta(\vec{C}; \omega_1^\dagger, \omega_2^\dagger, \nu^\dagger) + \theta(\vec{C}; \omega_1^\dagger, \omega_2^\dagger, \nu^\dagger) - \psi\} \\ &= \mathbb{E}\{\theta(\vec{C})\} - \psi . \end{aligned}$$

Therefore, the solution to the estimating equation $\mathbb{E}\{U_\psi(\psi, \kappa_1^\dagger, \kappa_2^\dagger, \omega_1^\dagger, \omega_2^\dagger, \nu^\dagger)\} = 0$ recovers the true effect $\psi = \psi(\tilde{a}^1, \tilde{a}^{2'}) = \mathbb{E}\{\theta(\tilde{a}^1, \tilde{a}^{2'}, \vec{C})\}$ under model \mathcal{M}^* . This establishes the robustness property of $\hat{\psi}_{dr}$.

E.5 Estimator Under Joint Gaussian Outcomes

We end the section by presenting representations of the nuisance functions under a simple working model. Suppose that an investigator posits a working model for the outcomes (Y_1, Y_2) as the following joint normal distribution:

$$\begin{pmatrix} Y_1 \\ Y_2 \end{pmatrix} | (A = a, \vec{C}) \sim N \left(\begin{pmatrix} \mu_{1a}(\vec{C}) \\ \mu_{2a}(\vec{C}) \end{pmatrix}, \begin{pmatrix} \sigma^2 & \rho\sigma^2 \\ \rho\sigma^2 & \sigma^2 \end{pmatrix} \right) .$$

We suppress covariates \vec{C} for notational brevity hereafter, i.e., $\mu_{1a} := \mu_{1a}(\vec{C})$ and $\mu_{2a} := \mu_{2a}(\vec{C})$. Consider the reparametrizations $\nu = \sigma^2(1 - \rho^2)/\rho$, $\xi_{1a} = \mu_{1a} - \rho\mu_{2a}$, and $\xi_{2a} = \mu_{2a} - \rho\mu_{1a}$ for $a = 0, 1$. In addition, suppose ξ_{1a} and ξ_{2a} are further parametrized by finite-dimensional parameters ζ_{1a} and ζ_{2a} , respectively. For instance, one may consider the following linear models:

$$\begin{aligned} \xi_{1a}(\vec{C}; \zeta_{1a}) &= \xi_{1a}(\vec{C}; \zeta_{1a}) = \zeta_{1a0} + \zeta_{1aC}^T \vec{C} , \\ \xi_{2a}(\vec{C}; \zeta_{2a}) &= \xi_{2a}(\vec{C}; \zeta_{2a}) = \zeta_{2a0} + \zeta_{2aC}^T \vec{C} . \end{aligned}$$

Note that the original distribution is written as

$$\begin{pmatrix} Y_1 \\ Y_2 \end{pmatrix} | (A = a, \vec{C}) \sim N \left(\frac{1}{1 - \rho^2} \begin{pmatrix} \xi_{1a}(\vec{C}) + \rho\xi_{2a}(\vec{C}) \\ \xi_{2a}(\vec{C}) + \rho\xi_{1a}(\vec{C}) \end{pmatrix}, \frac{\rho\nu}{1 - \rho^2} \begin{pmatrix} 1 & \rho \\ \rho & 1 \end{pmatrix} \right) .$$

Then, the odds ratio function and the two baseline densities are represented as

$$\begin{aligned}\gamma_{12}(y_1, y_2 | \vec{C}; \nu) &= \exp\left(\frac{y_1 y_2}{\nu}\right), \\ f_1(y_1 | a, Y_2 = 0, \vec{C}; \rho, \nu, \zeta_{1a}) &= \frac{1}{\sqrt{2\pi}\sqrt{\rho\nu}} \exp\left[-\frac{\{y_1 - \xi_{1a}(\vec{C}; \zeta_{1a})\}^2}{2\rho\nu}\right] \sim N(\xi_{1a}(\vec{C}; \zeta_{1a}), \rho\nu), \\ f_2(y_2 | a, Y_1 = 0, \vec{C}; \rho, \nu, \zeta_{2a}) &= \frac{1}{\sqrt{2\pi}\sqrt{\rho\nu}} \exp\left[-\frac{\{y_2 - \xi_{2a}(\vec{C}; \zeta_{2a})\}^2}{2\rho\nu}\right] \sim N(\xi_{2a}(\vec{C}; \zeta_{2a}), \rho\nu).\end{aligned}$$

Additionally, γ_{1A} , γ_{2A} , δ_1 , and δ_2 are represented as

$$\begin{aligned}\gamma_{1A}(y_1, a | \vec{C}; \rho, \nu, \zeta_{1\tilde{a}^1}, \zeta_{1\tilde{a}^{2'}}) &= \exp\left\{\frac{y_1 \mathbb{I}(a = a'_2) \{\xi_{1\tilde{a}^{2'}}(\vec{C}; \zeta_{1\tilde{a}'_2}) - \xi_{1\tilde{a}^1}(\vec{C}; \zeta_{1\tilde{a}^1})\}}{\rho\nu}\right\}, \\ \gamma_{2A}(y_2, a | \vec{C}; \rho, \nu, \zeta_{2\tilde{a}^1}, \zeta_{2\tilde{a}^{2'}}) &= \exp\left\{\frac{y_2 \mathbb{I}(a = \tilde{a}^1) \{\xi_{2\tilde{a}^1}(\vec{C}; \zeta_{2\tilde{a}^1}) - \xi_{2\tilde{a}'_2}(\vec{C}; \zeta_{2\tilde{a}'_2})\}}{\rho\nu}\right\},\end{aligned}$$

and

$$\begin{aligned}\delta_1(\vec{C}; \rho, \nu, \zeta_{1\tilde{a}^1}, \zeta_{1\tilde{a}^{2'}}, \zeta_{2\tilde{a}^{2'}}) & \tag{78} \\ &= \mathbb{E}\left[\frac{\mathbb{I}(A = a'_2)}{\gamma_{1A}(Y_1, \tilde{a}^{2'} | \vec{C}; \rho, \nu, \zeta_{1\tilde{a}^1}, \zeta_{1\tilde{a}^{2'}})} \middle| \vec{C}\right] \\ &= \Pr(A = \tilde{a}^{2'} | \vec{C}) \mathbb{E}\left[\exp\left\{-\frac{Y_1 \{\xi_{1\tilde{a}^{2'}}(\vec{C}; \zeta_{1\tilde{a}^{2'}}) - \xi_{1\tilde{a}^1}(\vec{C}; \zeta_{1\tilde{a}^1})\}}{\rho\nu}\right\} \middle| A = \tilde{a}^{2'}, \vec{C}\right] \\ &= \Pr(A = \tilde{a}^{2'} | \vec{C}) \exp\left[\begin{aligned} &-\left\{\frac{\xi_{1\tilde{a}^{2'}}(\vec{C}; \zeta_{1\tilde{a}^{2'}}) + \rho\xi_{2\tilde{a}^{2'}}(\vec{C}; \zeta_{2\tilde{a}^{2'}})}{1-\rho^2}\right\} \left\{\frac{\xi_{1\tilde{a}^{2'}}(\vec{C}; \zeta_{1\tilde{a}^{2'}}) - \xi_{1\tilde{a}^1}(\vec{C}; \zeta_{1\tilde{a}^1})}{\rho\nu}\right\} \\ &+ \frac{1}{2} \frac{\rho\nu}{1-\rho^2} \left\{\frac{\xi_{1\tilde{a}^{2'}}(\vec{C}; \zeta_{1\tilde{a}^{2'}}) - \xi_{1\tilde{a}^1}(\vec{C}; \zeta_{1\tilde{a}^1})}{\rho\nu}\right\}^2 \end{aligned}\right] \\ &= \Pr(A = \tilde{a}^{2'} | \vec{C}) \exp\left[\frac{1}{\rho\nu(1-\rho^2)} \left[\begin{aligned} &0.5 \{\xi_{1\tilde{a}^1}^2(\vec{C}; \zeta_{1\tilde{a}^1}) - \xi_{1\tilde{a}^{2'}}^2(\vec{C}; \zeta_{1\tilde{a}^{2'}})\} \\ &+ \rho\xi_{2\tilde{a}^{2'}}(\vec{C}; \zeta_{2\tilde{a}^{2'}}) \{\xi_{1\tilde{a}^1}(\vec{C}; \zeta_{1\tilde{a}^1}) - \xi_{1\tilde{a}^{2'}}(\vec{C}; \zeta_{1\tilde{a}^{2'}})\} \end{aligned} \right] \right]\end{aligned}$$

and

$$\begin{aligned}\delta_2(\vec{C}; \rho, \nu, \zeta_{2\tilde{a}^1}, \zeta_{2\tilde{a}^{2'}}, \zeta_{1\tilde{a}^1}) & \tag{79} \\ &= \Pr(A = \tilde{a}^1 | \vec{C}) \exp\left[\frac{1}{\rho\nu(1-\rho^2)} \left[\begin{aligned} &0.5 \{\xi_{2\tilde{a}^{2'}}^2(\vec{C}; \zeta_{2\tilde{a}^{2'}}) - \xi_{2\tilde{a}^1}^2(\vec{C}; \zeta_{2\tilde{a}^1})\} \\ &+ \rho\xi_{1\tilde{a}^1}(\vec{C}; \zeta_{1\tilde{a}^1}) \{\xi_{2\tilde{a}^{2'}}(\vec{C}; \zeta_{2\tilde{a}^{2'}}) - \xi_{2\tilde{a}^1}(\vec{C}; \zeta_{2\tilde{a}^1})\} \end{aligned} \right] \right]\end{aligned}$$

Note that δ_1 and δ_2 depend on $\zeta_{2\tilde{a}^{2'}}$ and $\zeta_{1\tilde{a}^1}$, respectively. One may posit working models for δ_1 and δ_2 and drop the dependencies on $\zeta_{2\tilde{a}^{2'}}$ and $\zeta_{1\tilde{a}^1}$, respectively, i.e.,

$$\begin{aligned} & \delta_1(\vec{C}; \rho, \nu, \zeta_{1\tilde{a}^1}, \zeta_{1\tilde{a}^{2'}}, \kappa_1) \\ &= \Pr(A = \tilde{a}^{2'} | \vec{C}) \exp \left[\frac{1}{\rho\nu(1-\rho^2)} \left[\begin{aligned} & 0.5\{\xi_{1\tilde{a}^1}^2(\vec{C}; \zeta_{1\tilde{a}^1}) - \xi_{1\tilde{a}^{2'}}^2(\vec{C}; \zeta_{1\tilde{a}^{2'}})\} \\ & + \rho\eta_1(\vec{C}; \kappa_1)\{\xi_{1\tilde{a}^1}(\vec{C}; \zeta_{1\tilde{a}^1}) - \xi_{1\tilde{a}^{2'}}(\vec{C}; \zeta_{1\tilde{a}^{2'}})\} \end{aligned} \right] \right] \\ & \delta_2(\vec{C}; \rho, \nu, \zeta_{2\tilde{a}^1}, \zeta_{2\tilde{a}^{2'}}, \kappa_2) \\ &= \Pr(A = \tilde{a}^1 | \vec{C}) \exp \left[\frac{1}{\rho\nu(1-\rho^2)} \left[\begin{aligned} & 0.5\{\xi_{2\tilde{a}^1}^2(\vec{C}; \zeta_{2\tilde{a}^1}) - \xi_{2\tilde{a}^{2'}}^2(\vec{C}; \zeta_{2\tilde{a}^{2'}})\} \\ & + \rho\eta_2(\vec{C}; \kappa_2)\{\xi_{2\tilde{a}^1}(\vec{C}; \zeta_{2\tilde{a}^1}) - \xi_{2\tilde{a}^{2'}}(\vec{C}; \zeta_{2\tilde{a}^{2'}})\} \end{aligned} \right] \right] \end{aligned}$$

where η_1 and η_2 are user-specified functions. Then, from the definitions of δ_1 and δ_2 in (45), we find the following results hold for any g :

$$\begin{aligned} & \mathbb{E} \left[g(\vec{C}) \left[\Pr(A = \tilde{a}^{2'} | \vec{C}) \exp \left[- \frac{\begin{aligned} & 0.5\{\xi_{1\tilde{a}^1}^2(\vec{C}; \zeta_{1\tilde{a}^1}) - \xi_{1\tilde{a}^{2'}}^2(\vec{C}; \zeta_{1\tilde{a}^{2'}})\} \\ & + \rho\eta_1(\vec{C}; \kappa_1)\{\xi_{1\tilde{a}^1}(\vec{C}; \zeta_{1\tilde{a}^1}) - \xi_{1\tilde{a}^{2'}}(\vec{C}; \zeta_{1\tilde{a}^{2'}})\} \end{aligned}}{\rho\nu(1-\rho^2)} \right] - 1 \right] \right] = 0 \\ & \mathbb{E} \left[g(\vec{C}) \left[\Pr(A = \tilde{a}^1 | \vec{C}) \exp \left[- \frac{\begin{aligned} & 0.5\{\xi_{2\tilde{a}^1}^2(\vec{C}; \zeta_{2\tilde{a}^1}) - \xi_{2\tilde{a}^{2'}}^2(\vec{C}; \zeta_{2\tilde{a}^{2'}})\} \\ & + \rho\eta_2(\vec{C}; \kappa_2)\{\xi_{2\tilde{a}^1}(\vec{C}; \zeta_{2\tilde{a}^1}) - \xi_{2\tilde{a}^{2'}}(\vec{C}; \zeta_{2\tilde{a}^{2'}})\} \end{aligned}}{\rho\nu(1-\rho^2)} \right] - 1 \right] \right] = 0 \end{aligned}$$

To characterize θ and Q functions, suppose that $h(y_1, y_2)$ is chosen as $h(y_1, y_2) = y_1$. Under this choice, θ and Q functions are represented as

$$\begin{aligned} \theta(\tilde{a}^1, \tilde{a}^{2'}, \vec{C}) &= \frac{\xi_{1\tilde{a}^1}(\vec{C}; \zeta_{1\tilde{a}^1}) + \rho\xi_{2\tilde{a}^{2'}}(\vec{C}; \zeta_{2\tilde{a}^{2'}})}{1 - \rho^2} \\ Q_1(y_1 | \vec{C}) &= \exp \left[\frac{\rho y_1 \{\rho y_1 + 2\xi_{2\tilde{a}^{2'}}(\vec{C}; \zeta_{2\tilde{a}^{2'}})\}}{2\rho\nu} \right] \{y_1 - \theta(\tilde{a}^1, \tilde{a}^{2'}, \vec{C})\} \\ Q_2(y_2 | \vec{C}) &= \exp \left[\frac{\rho y_2 \{\rho y_2 + 2\xi_{1\tilde{a}^1}(\vec{C}; \zeta_{1\tilde{a}^1})\}}{2\rho\nu} \right] \{\xi_{1\tilde{a}^1}(\vec{C}; \zeta_{1\tilde{a}^1}) + \rho y_2 - \theta(\tilde{a}^1, \tilde{a}^{2'}, \vec{C})\} \end{aligned}$$

We then use these estimating functions to estimate κ_1 and κ_2 .

The estimator for ψ can be obtained by substituting the nuisance functions in the estimating equation with these representations. Let $\hat{\nu}$, $\hat{\rho}$, $\hat{\zeta}_{1a}$, $\hat{\zeta}_{2a}$, $\hat{\kappa}_1$, $\hat{\kappa}_2$ be the estimators of ν , ρ , ζ_{1a} , ζ_{2a} , κ_1 , κ_2 respectively. Then, we obtain

$$\begin{aligned} \hat{\xi}_{1a} &= \xi_{1a}(\vec{C}; \hat{\zeta}_{1a}) \quad , \quad \hat{\xi}_{2a} = \xi_{2a}(\vec{C}; \hat{\zeta}_{2a}) \\ \hat{\gamma}_{1A}(y_1, a) &= \exp \left\{ \frac{y_1 \mathbb{I}(a = \tilde{a}^{2'}) (\hat{\xi}_{1\tilde{a}^{2'}} - \hat{\xi}_{1\tilde{a}^1})}{\hat{\rho}\hat{\nu}} \right\} \\ \hat{\gamma}_{2A}(y_2, a) &= \exp \left\{ \frac{y_2 \mathbb{I}(a = \tilde{a}^1) (\hat{\xi}_{2\tilde{a}^1} - \hat{\xi}_{2\tilde{a}^{2'}})}{\hat{\rho}\hat{\nu}} \right\} \end{aligned}$$

In addition, from (78) and (79), we have

$$\begin{aligned}\widehat{\delta}_1 &= \widehat{\text{Pr}}(A = \tilde{a}^{2'} | \vec{C}) \exp \left[\frac{0.5 \{ \widehat{\xi}_{1\tilde{a}^1}^2 - \widehat{\xi}_{1\tilde{a}^{2'}}^2 \} + \widehat{\rho}\eta_1(\vec{C}; \widehat{\kappa}_1) \{ \widehat{\xi}_{1\tilde{a}^1} - \widehat{\xi}_{1\tilde{a}^{2'}} \}}{\widehat{\rho}\widehat{\nu}(1 - \widehat{\rho}^2)} \right] \\ \widehat{\delta}_2 &= \widehat{\text{Pr}}(A = \tilde{a}^1 | \vec{C}) \exp \left[\frac{0.5 \{ \widehat{\xi}_{2\tilde{a}^{2'}}^2 - \widehat{\xi}_{2\tilde{a}^1}^2 \} + \widehat{\rho}\eta_2(\vec{C}; \widehat{\kappa}_2) \{ \widehat{\xi}_{2\tilde{a}^{2'}} - \widehat{\xi}_{2\tilde{a}^1} \}}{\widehat{\rho}\widehat{\nu}(1 - \widehat{\rho}^2)} \right]\end{aligned}$$

Lastly, we define

$$\begin{aligned}\widehat{\theta} &= \frac{\widehat{\xi}_{1\tilde{a}^1} + \widehat{\rho}\widehat{\xi}_{2\tilde{a}^{2'}}}{1 - \widehat{\rho}^2} \\ \widehat{Q}_1(y_1) &= \exp \left\{ \frac{\widehat{\rho}y_1(\widehat{\rho}y_1 + 2\widehat{\xi}_{2\tilde{a}^{2'}})}{2\widehat{\rho}\widehat{\nu}} \right\} \{y_1 - \widehat{\theta}\} \\ \widehat{Q}_2(y_2) &= \exp \left\{ \frac{\widehat{\rho}y_2(\widehat{\rho}y_2 + 2\widehat{\xi}_{1\tilde{a}^1})}{2\widehat{\rho}\widehat{\nu}} \right\} \{ \widehat{\xi}_{1\tilde{a}^1} + \widehat{\rho}y_2 - \widehat{\theta} \} \\ \widehat{D}^b &= \frac{\mathbb{I}(a^b = \tilde{a}^{2'})}{\widehat{\delta}_1 \cdot \widehat{\gamma}_{1A}(y_1^b, \tilde{a}^{2'})} - \frac{\mathbb{I}(a^b = \tilde{a}^1)}{\widehat{\delta}_2 \cdot \widehat{\gamma}_{2A}(y_2^b, \tilde{a}^1)}.\end{aligned}$$

Then, the estimator $\widehat{\psi}_{dr}$ has the following form:

$$\widehat{\psi}_{dr} = \frac{1}{B} \sum_{b=1}^B \left[\begin{aligned} &w \cdot \mathbb{I}(a^b = \tilde{a}^1) \{y_1^b - \widehat{\theta}\} / \{ \widehat{\delta}_2 \cdot \widehat{\gamma}_{2A}(y_2^b, \tilde{a}^1) \} \\ &+ w \cdot \widehat{D}^b \cdot \widehat{Q}_2(y_2^b) / \widehat{\gamma}_{12}(y_1^b, y_2^b) \\ &+ (1 - w) \cdot \mathbb{I}(a^b = \tilde{a}^{2'}) \cdot \{y_1^b - \widehat{\theta}\} / \{ \widehat{\delta}_1 \cdot \widehat{\gamma}_{1A}(y_1^b, \tilde{a}^{2'}) \} \\ &- (1 - w) \cdot \widehat{D}^b \cdot \widehat{Q}_1(y_1^b) / \widehat{\gamma}_{12}(y_1^b, y_2^b) \\ &+ \widehat{\theta} \end{aligned} \right]$$

Appendix F. Details of the Simulation Study

F.1 Data Generating Mechanism

For each dyad, we first generate two covariates from a bivariate normal distribution as follows:

$$\vec{C} = \begin{pmatrix} C_1 \\ C_2 \end{pmatrix} \sim N \left(\begin{pmatrix} 0 \\ 0 \end{pmatrix}, \begin{pmatrix} 1 & 0.1 \\ 0.1 & 1 \end{pmatrix} \right)$$

We then generate treatment from the following Bernoulli distribution:

$$A \sim \text{Ber} \left(\text{expit}(0.1 + 0.3C_1 - 0.2C_2) \right)$$

Lastly, the outcome is generated from the following bivariate normal distribution:

$$\begin{pmatrix} Y_1 \\ Y_2 \end{pmatrix} | (A = a, \vec{C}) \sim N \left(\begin{pmatrix} -0.09375 + 0.3750a + C_1 + 0.7250C_2 \\ 0.09375 + 0.5625a + 1.1875C_1 + 0.8375C_2 \end{pmatrix}, \begin{pmatrix} 0.5 & 0.125 \\ 0.125 & 0.5 \end{pmatrix} \right)$$

Under this specification, the estimands have values of $\mathbb{E}\{Y_2(\tilde{a}^1 = 0, \tilde{a}^{2'} = 0)\} = 0.09375$, $\mathbb{E}\{Y_2(\tilde{a}^1 = 0, \tilde{a}^{2'} = 1)\} = 0.59375$, $\mathbb{E}\{Y_2(\tilde{a}^1 = 1, \tilde{a}^{2'} = 0)\} = 0.15625$, and $\mathbb{E}\{Y_2(\tilde{a}^1 = 1, \tilde{a}^{2'} = 1)\} = 0.65625$.

F.2 Summary of the Simulation Study

We present visual summaries of the simulation study in Figures 4-7. The boxplots are based on 500 estimates of the MLE and influence function-based estimators. Of note, for the MLE and influence function-based estimator, we considered the following model specification scenarios for $\gamma_{12}(y_1, y_2 | \vec{c}; \nu)$, $f_1(y_1 | a, \vec{c}; \omega_1) := f(y_1 | a, Y_2 = 0, \vec{c}; \omega_1)$, $f_2(y_2 | a, \vec{c}; \omega_2) := f(y_2 | a, Y_1 = 0, \vec{c}; \omega_2)$, $\delta_1(\vec{c}; \kappa_1)$, $\delta_2(\vec{c}; \kappa_2)$:

- For the MLE:

(MLE-CC) γ_{12} , f_1 , f_2 are correctly specified;

(MLE-CM) γ_{12} , f_1 are correctly specified, and f_2 is mis-specified;

- For the influence-function based estimator:

(IF-CC) γ_{12} , f_1 , δ_1 , f_2 , δ_2 are correctly specified;

(IF-CM) γ_{12} , f_1 , δ_1 are correctly specified, and f_2 , δ_2 are mis-specified;

(IF-MC) γ_{12} , f_2 , δ_2 are correctly specified, and f_1 , δ_1 are mis-specified;

(IF-MM) γ_{12} is correctly specified, and f_1 , δ_1 , f_2 , δ_2 are mis-specified;

The numbers in bias, ESE, BSE, and Coverage rows represent empirical biases, empirical standard errors, the median of bootstrap standard errors, and the empirical coverage rates of 95% percentile bootstrap confidence intervals.

SYMMETRIC TREATMENT DECOMPOSITION

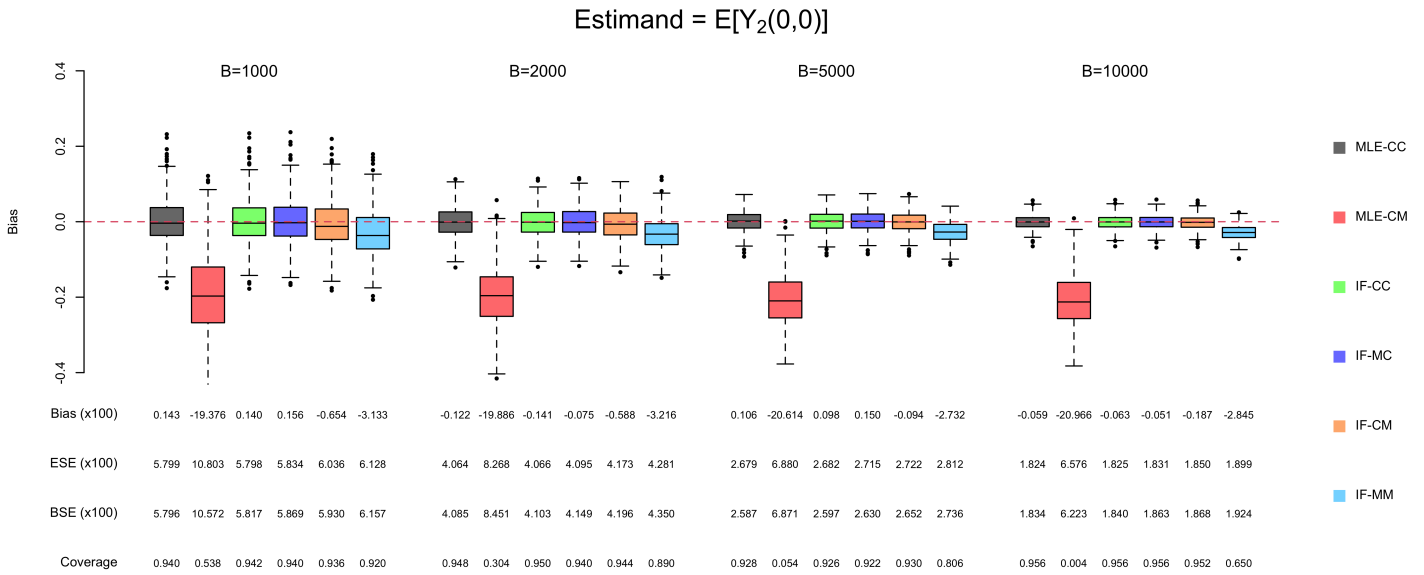


Figure 4: Estimation result for $\mathbb{E}\{Y_2(\tilde{a}^1 = 0, \tilde{a}^{2'} = 0)\}$

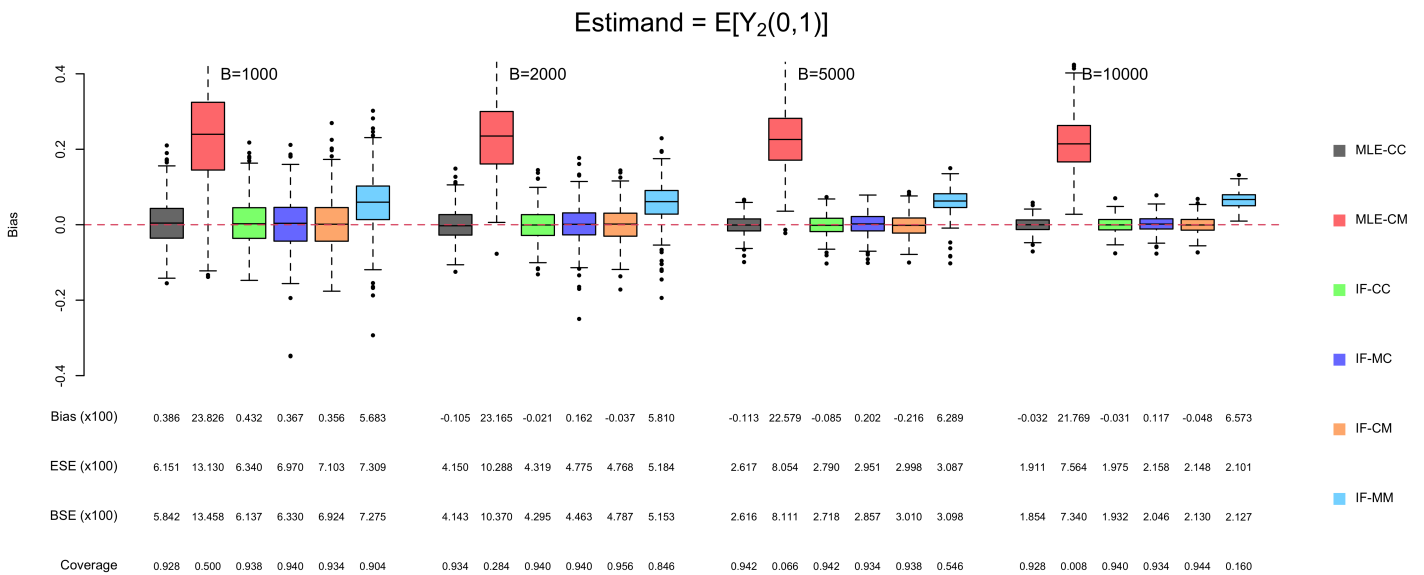


Figure 5: Estimation result for $\mathbb{E}\{Y_2(\tilde{a}^1 = 0, \tilde{a}^{2'} = 1)\}$

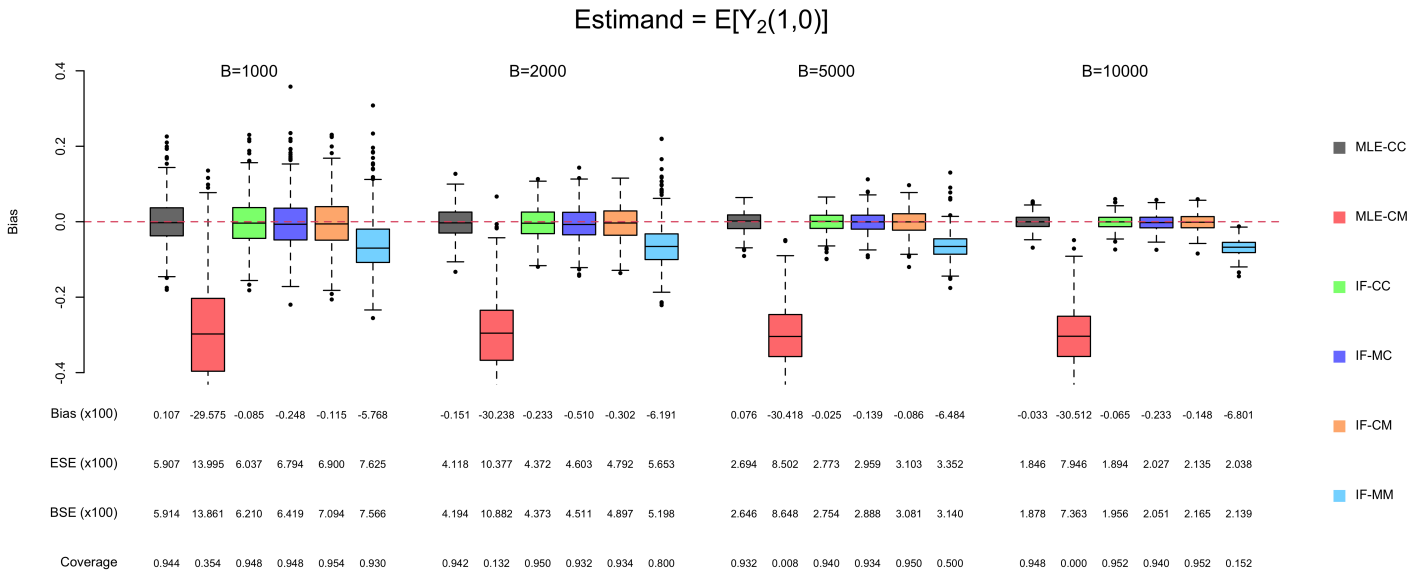


Figure 6: Estimation result for $\mathbb{E}\{Y_2(\tilde{a}^1 = 1, \tilde{a}^{2'} = 0)\}$

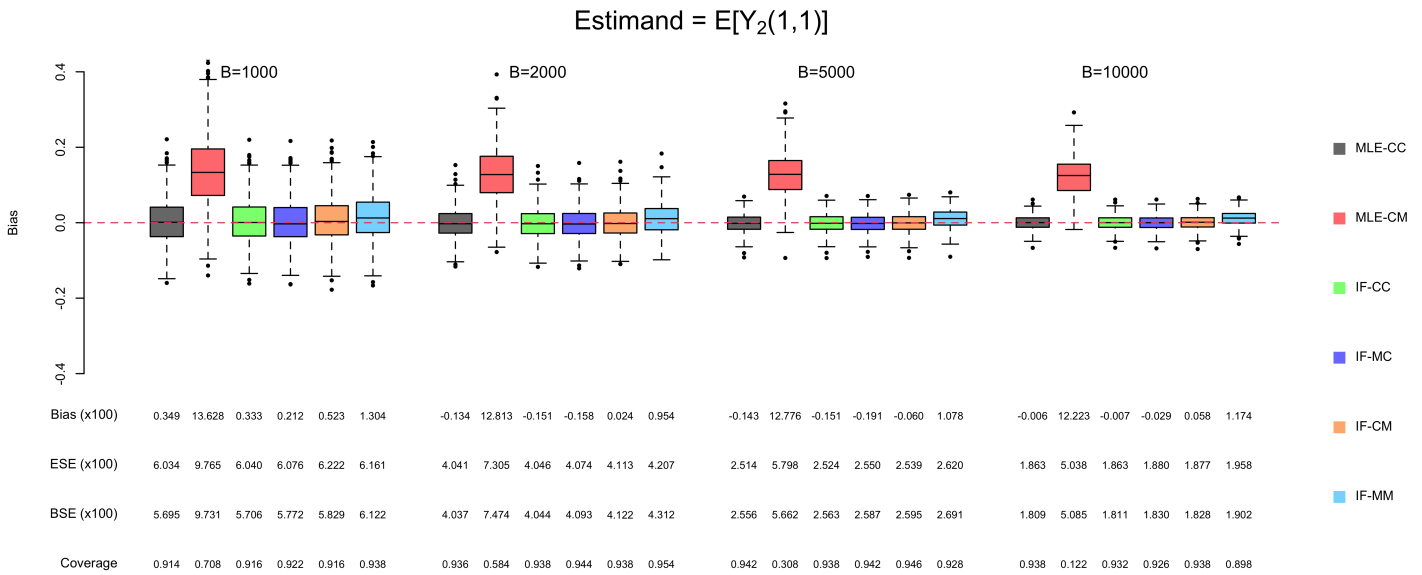


Figure 7: Estimation result for $\mathbb{E}\{Y_2(\tilde{a}^1 = 1, \tilde{a}^{2'} = 1)\}$

Appendix G. Replication Code for Data Analysis

G.1 SAS code

The following SAS code assumes that the Wisconsin Longitudinal Study (WLS) data has been downloaded from <https://www.ssc.wisc.edu/wlsresearch/data/>.

In particular, we make use of the "marriage" dataset that contains information on each participant and his/her spouse, as well as the "long" version of the main WLS data. Text in brackets should be replaced to map to your own file library locations.

```

OPTIONS nofmterr;

data marriage noformats;
set [marriage].public_grad_marriage_roster_long;
keep=idpub cmdeath cmspdth cmstart mar_num;
run;

data wls_long;
set [long].wls_b1_13_07 (where=(rtype="g"))
keep=idpub rtype z_dglev z_brdxdy z_sexrsp
z_hcb10sp z_hc012sp z_hc013sp z_hb005rec
z_gu002re z_gu003re z_gu004re z_au002re
z_au003re z_au004re gwiiq_bm z_aa003re
edsphh ocssp hu z_edhhyr z_ocsh57u2 z_aa001re;
run;

proc sql;
create table wls_select AS SELECT
* FROM
wls_long INNER JOIN
marriage on wls_long.idpub = marriage.idpub;
quit;

PROC EXPORT DATA=wls_select
FILE="[output.dta]"
DBMS=STATA REPLACE;
RUN;

```

G.2 R code

```
#####
# Data Cleaning
#####

library(haven)
library(dplyr)
library(readr)
library(boot)
library(DescTools)
# Required : output . dta from Appendix 3
wls_data_select <- read_dta("[output.dta]")%>%
  transmute(idpub ,
            rtype ,
            grad_female = ifelse(z_sexrsp ==2 , 1 , 0) ,
            graduate_birth_year = z_brdxdy + 1900 ,
            education_spouse = z_hcb10sp ,
            spouse_age_2011= z_hc012sp ,
            spouse_age_marriage = z_hc013sp ,
            education_graduate = z_dglev ,
            mar_num ,
            graduate_death_year = cmdeath ,
            spouse_death_year = cmspdth ,
            marriage_year = cmstart ,
            z_gu002re ,
            z_gu003re ,
            graduate_age_depressed = z_gu004re ,
            z_au002re ,
            z_au003re ,
            spouse_age_depressed = z_au004re ,
            edsphh ,
            gwiiq_bm ,
            ocsspshu ,
            z_edhhyr ,
            z_ocsh57u2 ,
            z_aa001re
  )%>%
  mutate(spouse_age_death =
         ifelse(spouse_death_year > 0 ,
                spouse_death_year-(marriage_year - spouse_age_marriage), NA),
         graduate_age_death =
         ifelse(graduate_death_year > 0 ,
                graduate_death_year - graduate_birth_year , NA),
         spouse_dead = ifelse(spouse_death_year > 0 , 1 , 0) ,
         graduate_dead = ifelse(graduate_death_year >0 , 1 , 0) ,
         spouse_college = case_when (
           is.na(education_spouse)==1 ~ NA_real_,
           education_spouse <= 0 ~ NA_real_,
           education_spouse >=16 & education_spouse <= 26 ~ 1 ,
           education_spouse == 32 ~ 0 ,
           education_spouse == 35 ~ 0 ,
           education_spouse == 40 ~ 0 ,
           education_spouse >= 45 ~ 1 ,
           TRUE ~ 0
         ),
         graduate_college = case_when (
           is.na(education_graduate)~ NA_real_,
           education_graduate < 2 ~ 0 ,
           education_graduate >= 2 ~ 1
         ),
         graduate_depressed = case_when (
           is.na(z_gu002re)== 1 ~ NA_real_,
```



```

    z_gu002re < 0 ~ NA_real_,
    z_gu002re == 1 ~ 1 ,
    z_gu002re == 2 ~ 0 ,
    TRUE ~ 0
  ),
  spouse_depressed = case_when (
    is.na(z_au002re) == 1 ~ NA_real_,
    z_au002re < 0 ~ NA_real_,
    z_au002re == 1 ~ 1 ,
    z_au002re == 2 ~ 0 ,
    TRUE ~ 9999
  ),
  graduate_depressed_reason = case_when (
    is.na(z_gu003re) == 1 ~ NA_real_,
    z_gu003re == 1 | z_gu003re == 2 ~ 1 ,
    z_gu003re == 3 ~ 0 ,
    z_gu003re < 0 ~ 0 ,
    TRUE ~ 9999) ,
  spouse_depressed_reason = case_when (
    is.na(z_au003re) == 1 ~ NA_real_,
    z_au003re == 1 | z_au003re == 2 ~ 1 ,
    z_au003re == 3 ~ 0 ,
    z_au003re < 0 ~ 0 ,
    TRUE ~ 9999) ,
  educ_spouse_hoh = case_when (
    edsphh < 0 ~ NA_real_,
    edsphh >= 0 & edsphh <= 11 ~ 0 ,
    edsphh >= 12 & edsphh < 16 ~ 1 ,
    edsphh >= 16 ~ 2) ,
  gwiiq_bm ,
  duncan_sei_spouse = case_when (
    ocsspshu < 0 ~ NA_real_,
    TRUE ~ ocsspshu),
  educ_grad_hoh = case_when (
    z_edhhyr < 0 ~ NA_real_,
    z_edhhyr > 0 & z_edhhyr <= 11 ~ 0 ,
    (z_edhhyr >= 12 & z_edhhyr < 16) | z_edhhyr == 32 ~ 1 ,
    z_edhhyr >= 16 ~ 2) ,
  duncan_sei_grad = case_when (
    z_ocsh57u2 < 0 ~ NA_real_,
    TRUE ~ z_ocsh57u2),
  spouse_female = case_when (
    z_aa001re == 1 ~ 0 ,
    z_aa001re == 2 ~ 1 ,
    TRUE ~ NA_real_
  ))
analytic <- wls_data_select %>%
  filter(is.na(spouse_college) == 0 & is.na(graduate_college) == 0) %>%
  filter(is.na(marriage_year) == 0) %>%
  filter(is.na(spouse_age_marriage) == 0) %>%
  filter(is.na(graduate_depressed) == 0 & is.na(spouse_depressed) == 0) %>%
  filter(graduate_depressed_reason == 0 & spouse_depressed_reason == 0)

# suppressMessages(analytic <- read_csv("WLS_analytic_25August2020.csv"))

analytic2 <- analytic %>%
  # Down to 5477 dyads with the following filter,
  # to ensure we have info on the exposure of interest
  filter(is.na(spouse_college) == 0 & is.na(graduate_college) == 0) %>%
  # Don't lose anyone with the following filter
  # --they all know when they were married!
  filter(is.na(marriage_year) == 0) %>%
  # Everyone knows the age of their spouse when they were married too
  filter(is.na(spouse_age_marriage) == 0) %>%

```

```

# Down to 2,956 dyads with the following filter,
# to ensure we have info on the outcome of interest
filter(is.na(graduate_depressed)==0 & is.na(spouse_depressed)==0) %>%
# Here ==0 means depressive symptoms not due to external factors
# (see #4 above). Down to 2,699 dyads.
filter(graduate_depressed_reason == 0 & spouse_depressed_reason == 0)

analytic2 <- analytic2 %>%
  dplyr::select(graduate_depressed,
               spouse_depressed,
               graduate_college,
               educ_spouse_hoh,
               duncan_sei_spouse,
               educ_grad_hoh,
               duncan_sei_grad,
               spouse_female,
               grad_female,
               gwiiq_bm) %>%
  filter(complete.cases(.))

analytic2$duncan_sei_spouse <- scale(analytic2$duncan_sei_spouse)
analytic2$duncan_sei_grad <- scale(analytic2$duncan_sei_grad)
analytic2$gwiiq_bm <- scale(analytic2$gwiiq_bm)

analytic2$educ_spouse_hoh_M <- as.numeric(analytic2$educ_spouse_hoh==1)
analytic2$educ_spouse_hoh_H <- as.numeric(analytic2$educ_spouse_hoh==2)
analytic2$educ_spouse_hoh_B <- as.numeric(analytic2$educ_spouse_hoh>0)

analytic2$educ_grad_hoh_M <- as.numeric(analytic2$educ_grad_hoh==1)
analytic2$educ_grad_hoh_H <- as.numeric(analytic2$educ_grad_hoh==2)
analytic2$educ_grad_hoh_B <- as.numeric(analytic2$educ_grad_hoh>0)

analytic2 <- analytic2 %>%
  dplyr::select(graduate_depressed,
               spouse_depressed,
               graduate_college,
               educ_spouse_hoh_B,
               duncan_sei_spouse,
               educ_grad_hoh_B,
               duncan_sei_grad,
               spouse_female,
               grad_female,
               gwiiq_bm) %>%
  filter(complete.cases(.))

#####
# Define Functions
#####

expit <- function(v){exp(v)/(1+exp(v))}

#####
# Functions for MLEs
#####

Likelihood.Threeway <- function(Y1, Y2,
                                A,
                                Cmat.f1,
                                Cmat.f2,
                                Cmat,
                                xi1.coef.cand,
                                xi2.coef.cand,
                                nu1.cand,
                                nu0.cand){

```

```

Threeway.OR.under.A1 <- Cmat%*%nu1.cand
Threeway.OR.under.A0 <- Cmat%*%nu0.cand

Odds1 <- Cmat.f1%*%xi1.coef.cand
Odds2 <- Cmat.f2%*%xi2.coef.cand

denom.vector.under.A1 <- cbind(1,
                               exp(Odds2),
                               exp(Odds1),
                               exp(Threeway.OR.under.A1+Odds1+Odds2))
denom.under.A1 <- apply(denom.vector.under.A1,1,sum)
numer.under.A1 <- rep(0,length(Y1))

for(tt in 1:length(Y1)){
  pos <- 1+Y2[tt]+2*Y1[tt]
  numer.under.A1[tt] <- denom.vector.under.A1[tt,pos]
}

denom.vector.under.A0 <- cbind(1,
                               exp(Odds2),
                               exp(Odds1),
                               exp(Threeway.OR.under.A0+Odds1+Odds2))
denom.under.A0 <- apply(denom.vector.under.A0,1,sum)
numer.under.A0 <- rep(0,length(Y1))

for(tt in 1:length(Y1)){
  pos <- 1+Y2[tt]+2*Y1[tt]
  numer.under.A0[tt] <- denom.vector.under.A0[tt,pos]
}

-sum(log((numer.under.A1/denom.under.A1)*A+
          (numer.under.A0/denom.under.A0)*(1-A)))# -1*log-likelihood
}

Effect.MLE <- function(Cmat.f1,
                      Cmat.f2,
                      xi1.MLE,
                      xi2.MLE,
                      OddsRatio.MLE,
                      a1,a2){

  Cmat.f1.view <- Cmat.f1
  Cmat.f2.view <- Cmat.f2

  Cmat.f1.view[,2] <- a1
  Cmat.f2.view[,2] <- a2

  Odds1.MLE <- Cmat.f1.view%*%xi1.MLE
  Odds2.MLE <- Cmat.f2.view%*%xi2.MLE

  denom.vector <- cbind(1,
                        exp(Odds2.MLE),
                        exp(Odds1.MLE),
                        exp(OddsRatio.MLE+Odds1.MLE+Odds2.MLE))

  numer.vector <- cbind(0,
                        0,
                        exp(Odds1.MLE),
                        exp(OddsRatio.MLE+Odds1.MLE+Odds2.MLE))

  denom <- apply(denom.vector,1,sum)

```

```

numer <- apply(numer.vector, 1, sum)

mean(numer/denom)
}

#####
# Functions for IF-based Estimators
#####

propensity <- function(Cmat.T){
  if(is.null(dim(Cmat.T)[2])){ # Cmat=vector
    Cmat <- matrix(Cmat.T, length(Cmat.T), 1)
  }
  return(as.numeric(expit(cbind(1, Cmat.T)%*%propensity.coef)))
}

f1 <- function(A, Cmat.T, xi1.cand){
  if(is.null(dim(Cmat.T)[2])){ # Cmat=vector
    Cmat.T <- matrix(Cmat.T, length(Cmat.T), 1)
  }
  return(as.numeric(expit(cbind(1, A, Cmat.T)%*%xi1.cand)))
}

f2 <- function(A, Cmat.T, xi2.cand){
  if(is.null(dim(Cmat.T)[2])){ # Cmat=vector
    Cmat.T <- matrix(Cmat.T, length(Cmat.T), 1)
  }
  return(as.numeric(expit(cbind(1, A, Cmat.T)%*%xi2.cand)))
}

OR <- function(Cmat.T, nu.cand){
  if(is.null(dim(Cmat.T)[2])){ # Cmat=vector
    Cmat.T <- matrix(Cmat.T, length(Cmat.T), 1)
  }
  return(as.numeric(exp(Cmat.T%*%nu.cand)))
}

ProbY <- function(A, Cmat, xi1.cand, xi2.cand, nu.cand){
  ProbMat <-
  cbind((1-f1(A, Cmat, xi1.cand))*(1-f2(A, Cmat, xi2.cand)),
        (1-f1(A, Cmat, xi1.cand))*f2(A, Cmat, xi2.cand)),
        (f1(A, Cmat, xi1.cand))*(1-f2(A, Cmat, xi2.cand)),
        (f1(A, Cmat, xi1.cand))*f2(A, Cmat, xi2.cand))*(OR(Cmat, nu.cand)))
  return(ProbMat)
}

thetافت <- function(Cmat.f1, Cmat.f2, Cmat,
                    xi1.cand, xi2.cand, nu.cand, a1, a2){
  ProbY1.A0 <- f1(a1, Cmat.f1[, -c(1,2)], xi1.cand)
  ProbY2.A1 <- f2(a2, Cmat.f2[, -c(1,2)], xi2.cand)
  Denom <- (1-ProbY1.A0)*(1-ProbY2.A1) + (1-ProbY1.A0)*(ProbY2.A1) +
  (ProbY1.A0)*(1-ProbY2.A1) + OR(Cmat, nu.cand)*(ProbY1.A0)*(ProbY2.A1)
  Numer <- (ProbY1.A0)*(1-ProbY2.A1) + OR(Cmat, nu.cand)*(ProbY1.A0)*(ProbY2.A1)
  Numer/Denom
}

Effect.DR <- function(Y1,
                      Y2,
                      A,
                      Cmat.f1,
                      Cmat.f2,
                      Cmat.f1.A0,
                      Cmat.f2.A0,
                      Cmat.f1.A1,

```

```

        Cmat.f2.A1,
        Cmat,
        Cmat.PS,
        nu.goodguess=NULL){

## In fact, we have a (near?) closed-representation:
xi1.coef.crude <-
  as.numeric(glm(Y1[Y2==0]^0+Cmat.f1[Y2==0,],family="binomial")$coefficients)
xi2.coef.crude <-
  as.numeric(glm(Y2[Y1==0]^0+Cmat.f2[Y1==0,],family="binomial")$coefficients)

Fit.OR0 <- coef(nnet::multinom(as.factor((2*Y1+Y2)[A==0])^0+Cmat[A==0,]))
Fit.OR1 <- coef(nnet::multinom(as.factor((2*Y1+Y2)[A==1])^0+Cmat[A==1,]))
nu.crude <-
  ((Fit.OR1[3,]-Fit.OR1[2,]-Fit.OR1[1,])+
   (Fit.OR0[3,]-Fit.OR0[2,]-Fit.OR0[1,]))/2

nu.cand <- nu.crude
xi1.coef.cand <- xi1.coef.crude

profile.likelihood1 <- function(Y1,Y2,Cmat.f1,nu.cand,xi1.coef.cand){

  Pr.Y1.0 <- 1-f1(Cmat.f1[,2],
                 Cmat.f1[,-c(1,2)],
                 xi1.coef.cand)
  Pr.Y1.1 <- 1-Pr.Y1.0
  OR.value <- OR(Cmat,nu.cand)

  Numer <- (Pr.Y1.0*(1-Y1)+Pr.Y1.1*(Y1))*(OR.value^(Y1*Y2))
  Denom <- Pr.Y1.0 + Pr.Y1.1*(OR.value^(1*Y2))

  return(mean(log(Numer/Denom)))
}

profile.likelihood1 <- function(Y1,Y2,Cmat.f1,nu.cand,xi1.coef.cand){

  Pr.Y1.0 <- 1-f1(Cmat.f1[,2],
                 Cmat.f1[,-c(1,2)],
                 xi1.coef.cand)
  Pr.Y1.1 <- 1-Pr.Y1.0
  OR.value <- OR(Cmat,nu.cand)

  Numer <- (Pr.Y1.0*(1-Y1)+Pr.Y1.1*(Y1))*(OR.value^(Y1*Y2))
  Denom <- Pr.Y1.0 + Pr.Y1.1*(OR.value^(1*Y2))

  return(mean(log(Numer/Denom)))
}

profile.likelihood2 <- function(Y1,Y2,Cmat.f2,nu.cand,xi2.coef.cand){

  Pr.Y2.0 <- 1-f2(Cmat.f2[,2],
                 Cmat.f2[,-c(1,2)],
                 xi2.coef.cand)
  Pr.Y2.1 <- 1-Pr.Y2.0
  OR.value <- OR(Cmat,nu.cand)

  Numer <- (Pr.Y2.0*(1-Y2)+Pr.Y2.1*(Y2))*(OR.value^(Y1*Y2))
  Denom <- Pr.Y2.0 + Pr.Y2.1*(OR.value^(Y1*1))

  return(mean(log(Numer/Denom)))
}

OddsRatio.Moment <- function(Y1,Y2,Cmat.f1,Cmat.f2,nu.cand){

```

```

PMLE1 <- optim(par=c(xi1.coef.crude),
              function(para){
                -profile.likelihood1(Y1, Y2, Cmat.f1,
                                   nu.cand,
                                   para)
              })$par

PMLE2 <- optim(par=c(xi2.coef.crude),
              function(para){
                -profile.likelihood2(Y1, Y2, Cmat.f2,
                                   nu.cand,
                                   para)
              })$par

xi1.coef.PMLE <- PMLE1
xi2.coef.PMLE <- PMLE2
OR.value <- OR(Cmat,
              nu.cand)

Residual <-
  as.numeric(((Y1 - expit(Cmat.f1*xi1.coef.PMLE))*
              (Y2 - expit(Cmat.f2*xi2.coef.PMLE))*(OR.value^(-Y1*Y2))))

return(sum(apply(Cmat*Residual, 2, mean)^2))
}

if(!is.null(nu.goodguess)){
  nu.crude <- nu.goodguess

  nu.MLE <- optim(par=nu.crude,
                fn=function(nu.cand){
                  OddsRatio.Moment(Y1, Y2, Cmat.f1, Cmat.f2, nu.cand)
                }, method="CG")$par
} else {

  nu.MLE <- optim(par=nu.crude,
                fn=function(nu.cand){
                  OddsRatio.Moment(Y1, Y2, Cmat.f1, Cmat.f2, nu.cand)
                })$par

  nu.MLE <- optim(par=nu.MLE,
                fn=function(nu.cand){
                  OddsRatio.Moment(Y1, Y2, Cmat.f1, Cmat.f2, nu.cand)
                })$par

  nu.MLE <- optim(par=nu.MLE,
                fn=function(nu.cand){
                  OddsRatio.Moment(Y1, Y2, Cmat.f1, Cmat.f2, nu.cand)
                }, method="CG")$par
}

MLE1 <- optim(par=c(xi1.coef.crude),
            function(para){
              -profile.likelihood1(Y1, Y2, Cmat.f1,
                                  nu.MLE,
                                  para)
            }, method="CG")$par

MLE2 <- optim(par=c(xi2.coef.crude),
            function(para){
              -profile.likelihood2(Y1, Y2, Cmat.f2,

```

```

                                nu.MLE,
                                para)
      },method="CG")$par

xi1.coef.MLE <- MLE1
xi2.coef.MLE <- MLE2
OR.value     <- OR(Cmat, nu.MLE)

DERIV <- function(p1L, p2L, oL, nuL, Cmat.T){
  Numer <- exp(p1L+nuL+oL) + exp(p1L) + exp(oL) + 1
  Denom <- exp(p2L+nuL+oL) + exp(p2L) + exp(oL) + 1
  DNumer <- Cmat.T*(exp(p1L+nuL+oL)+exp(oL))
  DDenom <- Cmat.T*(exp(p2L+nuL+oL)+exp(oL))
  MAT <- (DNumer*Denom - Numer*DDenom)/(Denom^2)
  MAT/matrix(apply(MAT, 2, sd), dim(MAT)[1], dim(MAT)[2], byrow=T)
}

#####
# psi(0,1)
#####

xi1.A0.MLE <- expit(Cmat.f1.A0%xi1.coef.MLE)
xi1.A1.MLE <- expit(Cmat.f1.A1%xi1.coef.MLE)
xi2.A0.MLE <- expit(Cmat.f2.A0%xi2.coef.MLE)
xi2.A1.MLE <- expit(Cmat.f2.A1%xi2.coef.MLE)

gamma12.MLE <- OR.value^(Y1*Y2)
f1.A0.MLE <- xi1.A0.MLE*(Y1) + (1-xi1.A0.MLE)*(1-Y1)
f2.A1.MLE <- xi2.A1.MLE*(Y2) + (1-xi2.A1.MLE)*(1-Y2)
f1.A1.MLE <- xi1.A1.MLE*(Y1) + (1-xi1.A1.MLE)*(1-Y1)
f2.A0.MLE <- xi2.A0.MLE*(Y2) + (1-xi2.A0.MLE)*(1-Y2)
gamma1A.MLE <- ((f1.A1.MLE/f1.A0.MLE)*((1-xi1.A0.MLE)/(1-xi1.A1.MLE)))^(A)
gamma2A.MLE <- ((f2.A0.MLE/f2.A1.MLE)*((1-xi2.A1.MLE)/(1-xi2.A0.MLE)))^(1-A)

propensity.fit <- glm(A~0+Cmat.PS, family="binomial")
propensity.MLE <- expit(Cmat.PS%propensity.fit$coefficients)

delta1.Moment <- function(delta1.xi2.A1.coef.cand){

  Cmat.1C <- Cmat.f1.A1[, -2]

  xi21.temp <- as.numeric(Cmat.1C%delta1.xi2.A1.coef.cand)
  xi10.temp <- as.numeric(Cmat.f1.A0%xi1.coef.MLE)
  xi11.temp <- as.numeric(Cmat.f1.A1%xi1.coef.MLE)
  nu.temp <- as.numeric(Cmat%nu.MLE)
  delta1 <- propensity.MLE*
  ((exp(xi10.temp+nu.temp+xi21.temp)+exp(xi10.temp)+exp(xi21.temp)+1)/
  (exp(xi11.temp+nu.temp+xi21.temp)+exp(xi11.temp)+exp(xi21.temp)+1))

  sum((apply(DERIV(xi10.temp, xi11.temp, xi21.temp, nu.temp, Cmat.1C)*
  as.numeric(A/gamma1A.MLE - delta1), 2, mean))^2)
}

delta1.xi2.A1.coef.MLE <-
  optim(c(sum(xi2.coef.crude[1:2]),
        rep(mean(xi2.coef.crude[-c(1,2)]), dim(Cmat.f1.A1)[2]-2)),
        delta1.Moment)$par

xi21.temp <- as.numeric(Cmat.f1.A1[, -2]%delta1.xi2.A1.coef.MLE)
xi10.temp <- as.numeric(Cmat.f1.A0%xi1.coef.MLE)
xi11.temp <- as.numeric(Cmat.f1.A1%xi1.coef.MLE)
nu.temp <- as.numeric(Cmat%nu.MLE)
delta1.MLE <- propensity.MLE*
  ((exp(xi10.temp+nu.temp+xi21.temp)+exp(xi10.temp)+exp(xi21.temp)+1)/

```

```

        (exp(xi11.temp+nu.temp+xi21.temp)+exp(xi11.temp)+exp(xi21.temp)+1))
delta2.Moment <- function(delta2.xi1.A0.coef.cand){
    Cmat.1C <- Cmat.f2.A1[, -2]

    xi10.temp <- as.numeric(Cmat.1C%*%delta2.xi1.A0.coef.cand)
    xi21.temp <- as.numeric(Cmat.f2.A1%*%xi2.coef.MLE)
    xi20.temp <- as.numeric(Cmat.f2.A0%*%xi2.coef.MLE)
    nu.temp <- as.numeric(Cmat%*%nu.MLE)
    delta2 <- (1-propensity.MLE)*
        ((exp(xi21.temp+nu.temp+xi10.temp)+exp(xi21.temp)+exp(xi10.temp)+1)/
         (exp(xi20.temp+nu.temp+xi10.temp)+exp(xi20.temp)+exp(xi10.temp)+1))

    sum((apply(DERIV(xi21.temp, xi20.temp, xi10.temp, nu.temp, Cmat.1C)*
               as.numeric((1-A)/gamma2A.MLE - delta2), 2, mean))^2)
}

delta2.xi1.A0.coef.MLE <-
    optim(c(mean(xi1.coef.crude[1:2]),
           rep(mean(xi1.coef.crude[-c(1,2)]), dim(Cmat.f2.A0)[2]-2)),
         delta2.Moment)$par

xi10.temp <- as.numeric(Cmat.f2.A1[, -2]%*%delta2.xi1.A0.coef.MLE)
xi21.temp <- as.numeric(Cmat.f2.A1%*%xi2.coef.MLE)
xi20.temp <- as.numeric(Cmat.f2.A0%*%xi2.coef.MLE)
nu.temp <- as.numeric(Cmat%*%nu.MLE)
delta2.MLE <- (1-propensity.MLE)*
    ((exp(xi21.temp+nu.temp+xi10.temp)+exp(xi21.temp)+exp(xi10.temp)+1)/
     (exp(xi20.temp+nu.temp+xi10.temp)+exp(xi20.temp)+exp(xi10.temp)+1))

theta.MLE <- thetaft(Cmat.f1, Cmat.f2, Cmat,
                    xi1.coef.MLE, xi2.coef.MLE, nu.MLE, 0, 1)

Q1.MLE <-
    Y1*(1-theta.MLE)*(OR.value*xi2.A1.MLE) + Y1*(1-theta.MLE)*(1-xi2.A1.MLE) +
    (1-Y1)*(0-theta.MLE)*(xi2.A1.MLE) + (1-Y1)*(0-theta.MLE)*(1-xi2.A1.MLE)
Q2.MLE <-
    Y2*(1-theta.MLE)*(OR.value*xi1.A0.MLE) + Y2*(-theta.MLE)*(1-xi1.A0.MLE) +
    (1-Y2)*(1-theta.MLE)*xi1.A0.MLE + (1-Y2)*(-theta.MLE)*(1-xi1.A0.MLE)

piece1 <- (Y1-theta.MLE)*(1-A)/delta2.MLE/gamma2A.MLE
piece2 <- (A/(delta1.MLE*gamma1A.MLE)-
           (1-A)/(delta2.MLE*gamma2A.MLE))*(Q2.MLE/gamma12.MLE)
piece3 <- (Y1-theta.MLE)*A/delta1.MLE/gamma1A.MLE
piece4 <- ((1-A)/(delta2.MLE*gamma2A.MLE)-
           A/(delta1.MLE*gamma1A.MLE))*(Q1.MLE/gamma12.MLE)
piece5 <- theta.MLE

w.opt <- optim(par=rep(0.5, dim(Cmat.PS)[2]),
              fn=function(para){
                weight <- Cmat.PS%*%para

                sd(weight*piece1+weight*piece2+
                   (1-weight)*piece3+(1-weight)*piece4)
            }, method="CG")

weight <- Cmat.PS%*%w.opt$par

psiC.01 <- mean(weight*piece1+weight*piece2+
                (1-weight)*piece3+(1-weight)*piece4+
                piece5)

w.opt <- optim(par=0.5,

```



```

fn=function(para){
  weight <- para

  sd(weight*piece1+weight*piece2+
      (1-weight)*piece3+(1-weight)*piece4)
},method="CG")

weight <- w.opt$par

psi.01 <- mean(weight*piece1+weight*piece2+
               (1-weight)*piece3+(1-weight)*piece4+
               piece5)

#####
# psi(1,0)
#####

xi1.A0.MLE <- expit(Cmat.f1.A0%*xi1.coef.MLE)
xi1.A1.MLE <- expit(Cmat.f1.A1%*xi1.coef.MLE)
xi2.A0.MLE <- expit(Cmat.f2.A0%*xi2.coef.MLE)
xi2.A1.MLE <- expit(Cmat.f2.A1%*xi2.coef.MLE)

gamma12.MLE <- OR.value^(Y1*Y2)
f1.A0.MLE <- xi1.A0.MLE*(Y1) + (1-xi1.A0.MLE)*(1-Y1)
f2.A1.MLE <- xi2.A1.MLE*(Y2) + (1-xi2.A1.MLE)*(1-Y2)
f1.A1.MLE <- xi1.A1.MLE*(Y1) + (1-xi1.A1.MLE)*(1-Y1)
f2.A0.MLE <- xi2.A0.MLE*(Y2) + (1-xi2.A0.MLE)*(1-Y2)
gamma1A.MLE <- ((f1.A0.MLE/f1.A1.MLE)*((1-xi1.A1.MLE)/(1-xi1.A0.MLE)))^(1-A)
gamma2A.MLE <- ((f2.A1.MLE/f2.A0.MLE)*((1-xi2.A0.MLE)/(1-xi2.A1.MLE)))^A

propensity.fit <- glm(A~0+Cmat.PS,family="binomial")
propensity.MLE <- expit(Cmat.PS%*propensity.fit$coefficients)

delta1.Moment <- function(delta1.xi2.A0.coef.cand){

  Cmat.1C <- Cmat.f1.A0[,-2]

  xi20.temp <- as.numeric(Cmat.1C%*delta1.xi2.A0.coef.cand)
  xi10.temp <- as.numeric(Cmat.f1.A0%*xi1.coef.MLE)
  xi11.temp <- as.numeric(Cmat.f1.A1%*xi1.coef.MLE)
  nu.temp <- as.numeric(Cmat%*nu.MLE)
  delta1 <- (1-propensity.MLE)*
  ((exp(xi11.temp+nu.temp+xi20.temp)+exp(xi11.temp)+exp(xi20.temp)+1)/
  (exp(xi10.temp+nu.temp+xi20.temp)+exp(xi10.temp)+exp(xi20.temp)+1))

  sum((apply(DERIV(xi11.temp,xi10.temp,xi20.temp,nu.temp,Cmat.1C)*
             as.numeric((1-A)/gamma1A.MLE - delta1),2,mean))^2)
}

delta1.xi2.A0.coef.MLE <-
  optim(c(sum(xi2.coef.crude[1:2]),
        rep(mean(xi2.coef.crude[-c(1,2)]),dim(Cmat.f1.A0)[2]-2)),
        delta1.Moment)$par

xi20.temp <- as.numeric(Cmat.f1.A0[,-2]%*delta1.xi2.A0.coef.MLE)
xi10.temp <- as.numeric(Cmat.f1.A0%*xi1.coef.MLE)
xi11.temp <- as.numeric(Cmat.f1.A1%*xi1.coef.MLE)
nu.temp <- as.numeric(Cmat%*nu.MLE)
delta1.MLE <- (1-propensity.MLE)*
  ((exp(xi11.temp+nu.temp+xi20.temp)+exp(xi11.temp)+exp(xi20.temp)+1)/
  (exp(xi10.temp+nu.temp+xi20.temp)+exp(xi10.temp)+exp(xi20.temp)+1))

delta2.Moment <- function(delta2.xi1.A1.coef.cand){

```

```

Cmat.1C <- Cmat.f2.A0[, -2]

xi11.temp <- as.numeric(Cmat.1C*delta2.xi1.A1.coef.cand)
xi21.temp <- as.numeric(Cmat.f2.A1*xi2.coef.MLE)
xi20.temp <- as.numeric(Cmat.f2.A0*xi2.coef.MLE)
nu.temp <- as.numeric(Cmat*nu.MLE)
delta2 <- (propensity.MLE)*
  ((exp(xi20.temp+nu.temp+xi11.temp)+exp(xi20.temp)+exp(xi11.temp)+1)/
   (exp(xi21.temp+nu.temp+xi11.temp)+exp(xi21.temp)+exp(xi11.temp)+1))

sum((apply(DERIV(xi20.temp, xi21.temp, xi11.temp, nu.temp, Cmat.1C)*
  as.numeric((A)/gamma2A.MLE - delta2), 2, mean))^2)
}

delta2.xi1.A1.coef.MLE <-
  optim(c(mean(xi1.coef.crude[1:2]),
    rep(mean(xi1.coef.crude[-c(1,2)]), dim(Cmat.f2.A1)[2]-2)),
    delta2.Moment)$par

xi11.temp <- as.numeric(Cmat.f2.A0[, -2]*delta2.xi1.A1.coef.MLE)
xi21.temp <- as.numeric(Cmat.f2.A1*xi2.coef.MLE)
xi20.temp <- as.numeric(Cmat.f2.A0*xi2.coef.MLE)
nu.temp <- as.numeric(Cmat*nu.MLE)
delta2.MLE <- (propensity.MLE)*
  ((exp(xi20.temp+nu.temp+xi11.temp)+exp(xi20.temp)+exp(xi11.temp)+1)/
   (exp(xi21.temp+nu.temp+xi11.temp)+exp(xi21.temp)+exp(xi11.temp)+1))

theta.MLE <- thetaft(Cmat.f1, Cmat.f2, Cmat,
  xi1.coef.MLE, xi2.coef.MLE, nu.MLE, 1, 0)

Q1.MLE <-
  Y1*(1-theta.MLE)*(OR.value*xi2.A0.MLE) + Y1*(1-theta.MLE)*(1-xi2.A0.MLE) +
  (1-Y1)*(0-theta.MLE)*(xi2.A0.MLE) + (1-Y1)*(0-theta.MLE)*(1-xi2.A0.MLE)
Q2.MLE <-
  Y2*(1-theta.MLE)*(OR.value*xi1.A1.MLE) + Y2*(-theta.MLE)*(1-xi1.A1.MLE) +
  (1-Y2)*(1-theta.MLE)*xi1.A1.MLE + (1-Y2)*(-theta.MLE)*(1-xi1.A1.MLE)

piece1 <- (Y1-theta.MLE)*(A)/delta2.MLE/gamma2A.MLE
piece2 <- ((1-A)/(delta1.MLE*gamma1A.MLE)-
  (A)/(delta2.MLE*gamma2A.MLE))*(Q2.MLE/gamma12.MLE)
piece3 <- (Y1-theta.MLE)*(1-A)/delta1.MLE/gamma1A.MLE
piece4 <- ((A)/(delta2.MLE*gamma2A.MLE)-
  (1-A)/(delta1.MLE*gamma1A.MLE))*(Q1.MLE/gamma12.MLE)
piece5 <- theta.MLE

w.opt <- optim(par=rep(0.5, dim(Cmat.PS)[2]),
  fn=function(para){
    weight <- Cmat.PS*para

    sd(weight*piece1+weight*piece2+
      (1-weight)*piece3+(1-weight)*piece4)
  }, method="CG")

weight <- Cmat.PS*w.opt$par

psiC.10 <- mean(weight*piece1+weight*piece2+
  (1-weight)*piece3+(1-weight)*piece4+
  piece5)

w.opt <- optim(par=0.5,
  fn=function(para){
    weight <- para

    sd(weight*piece1+weight*piece2+

```

SYMMETRIC TREATMENT DECOMPOSITION

```

        (1-weight)*piece3+(1-weight)*piece4)
    },method="CG")

weight <- w.opt$par

psi.10 <- mean(weight*piece1+weight*piece2+
               (1-weight)*piece3+(1-weight)*piece4+
               piece5)

#####
# psi(0,0)
#####

xi1.A0.MLE <- expit(Cmat.f1.A0%*xi1.coef.MLE)
xi1.A1.MLE <- expit(Cmat.f1.A1%*xi1.coef.MLE)
xi2.A0.MLE <- expit(Cmat.f2.A0%*xi2.coef.MLE)
xi2.A1.MLE <- expit(Cmat.f2.A1%*xi2.coef.MLE)

gamma12.MLE <- OR.value^(Y1*Y2)
f1.A0.MLE <- xi1.A0.MLE*(Y1) + (1-xi1.A0.MLE)*(1-Y1)
f2.A1.MLE <- xi2.A1.MLE*(Y2) + (1-xi2.A1.MLE)*(1-Y2)
f1.A1.MLE <- xi1.A1.MLE*(Y1) + (1-xi1.A1.MLE)*(1-Y1)
f2.A0.MLE <- xi2.A0.MLE*(Y2) + (1-xi2.A0.MLE)*(1-Y2)
gamma1A.MLE <- ((f1.A1.MLE/f1.A0.MLE)*((1-xi1.A0.MLE)/(1-xi1.A1.MLE)))^(A)
gamma2A.MLE <- ((f2.A1.MLE/f2.A0.MLE)*((1-xi2.A0.MLE)/(1-xi2.A1.MLE)))^(A)

propensity.fit <- glm(A~0+Cmat.PS,family="binomial")
propensity.MLE <- expit(Cmat.PS%*propensity.fit$coefficients)

delta1.MLE <- (1-propensity.MLE)
delta2.MLE <- (1-propensity.MLE)

theta.MLE <- thetaft(Cmat.f1, Cmat.f2, Cmat,
                    xi1.coef.MLE, xi2.coef.MLE, nu.MLE,0,0)

Q1.MLE <-
  Y1*(1-theta.MLE)*(OR.value*xi2.A0.MLE) + Y1*(1-theta.MLE)*(1-xi2.A0.MLE) +
  (1-Y1)*(0-theta.MLE)*(xi2.A0.MLE) + (1-Y1)*(0-theta.MLE)*(1-xi2.A0.MLE)
Q2.MLE <-
  Y2*(1-theta.MLE)*(OR.value*xi1.A0.MLE) + Y2*(-theta.MLE)*(1-xi1.A0.MLE) +
  (1-Y2)*(1-theta.MLE)*xi1.A0.MLE + (1-Y2)*(-theta.MLE)*(1-xi1.A0.MLE)

piece1 <- (Y1-theta.MLE)*(1-A)/delta2.MLE/gamma2A.MLE
piece2 <- ((1-A)/(delta1.MLE*gamma1A.MLE)-
           (1-A)/(delta2.MLE*gamma2A.MLE))*(Q2.MLE/gamma12.MLE)
piece3 <- (Y1-theta.MLE)*(1-A)/delta1.MLE/gamma1A.MLE
piece4 <- ((1-A)/(delta2.MLE*gamma2A.MLE)-
           (1-A)/(delta1.MLE*gamma1A.MLE))*(Q1.MLE/gamma12.MLE)
piece5 <- theta.MLE

w.opt <- optim(par=rep(0.5,dim(Cmat.PS)[2]),
              fn=function(para){
                weight <- Cmat.PS%*para

                sd(weight*piece1+weight*piece2+
                  (1-weight)*piece3+(1-weight)*piece4)
              },method="CG")

weight <- Cmat.PS%*w.opt$par

psiC.00 <- mean(weight*piece1+weight*piece2+
               (1-weight)*piece3+(1-weight)*piece4+
               piece5)

```

```

w.opt <- optim(par=0.5,
              fn=function(para){
                weight <- para

                sd(weight*piece1+weight*piece2+
                  (1-weight)*piece3+(1-weight)*piece4)
              },method="CG")

weight <- w.opt$par

psi.00 <- mean(weight*piece1+weight*piece2+
              (1-weight)*piece3+(1-weight)*piece4+
              piece5)

#####
# psi(1,1)
#####

xi1.A0.MLE <- expit(Cmat.f1.A0%*xi1.coef.MLE)
xi1.A1.MLE <- expit(Cmat.f1.A1%*xi1.coef.MLE)
xi2.A0.MLE <- expit(Cmat.f2.A0%*xi2.coef.MLE)
xi2.A1.MLE <- expit(Cmat.f2.A1%*xi2.coef.MLE)

gamma12.MLE <- OR.value^(Y1*Y2)
f1.A0.MLE <- xi1.A0.MLE*(Y1) + (1-xi1.A0.MLE)*(1-Y1)
f2.A1.MLE <- xi2.A1.MLE*(Y2) + (1-xi2.A1.MLE)*(1-Y2)
f1.A1.MLE <- xi1.A1.MLE*(Y1) + (1-xi1.A1.MLE)*(1-Y1)
f2.A0.MLE <- xi2.A0.MLE*(Y2) + (1-xi2.A0.MLE)*(1-Y2)
gamma1A.MLE <- ((f1.A0.MLE/f1.A1.MLE)*((1-xi1.A1.MLE)/(1-xi1.A0.MLE)))^(1-A)
gamma2A.MLE <- ((f2.A0.MLE/f2.A1.MLE)*((1-xi2.A1.MLE)/(1-xi2.A0.MLE)))^(1-A)

propensity.fit <- glm(A~0+Cmat.PS,family="binomial")
propensity.MLE <- expit(Cmat.PS%*propensity.fit$coefficients)

delta1.MLE <- (propensity.MLE)
delta2.MLE <- (propensity.MLE)

theta.MLE <- thetaft(Cmat.f1, Cmat.f2, Cmat,
                    xi1.coef.MLE, xi2.coef.MLE, nu.MLE,1,1)

Q1.MLE <-
  Y1*(1-theta.MLE)*(OR.value*xi2.A1.MLE) + Y1*(1-theta.MLE)*(1-xi2.A1.MLE) +
  (1-Y1)*(0-theta.MLE)*(xi2.A1.MLE) + (1-Y1)*(0-theta.MLE)*(1-xi2.A1.MLE)
Q2.MLE <-
  Y2*(1-theta.MLE)*(OR.value*xi1.A1.MLE) + Y2*(-theta.MLE)*(1-xi1.A1.MLE) +
  (1-Y2)*(1-theta.MLE)*xi1.A1.MLE + (1-Y2)*(-theta.MLE)*(1-xi1.A1.MLE)

piece1 <- (Y1-theta.MLE)*(A)/delta2.MLE/gamma2A.MLE
piece2 <- ((A)/(delta1.MLE*gamma1A.MLE)-
  (A)/(delta2.MLE*gamma2A.MLE))*(Q2.MLE/gamma12.MLE)
piece3 <- (Y1-theta.MLE)*(A)/delta1.MLE/gamma1A.MLE
piece4 <- ((A)/(delta2.MLE*gamma2A.MLE)-
  (A)/(delta1.MLE*gamma1A.MLE))*(Q1.MLE/gamma12.MLE)
piece5 <- theta.MLE

w.opt <- optim(par=rep(0.5,dim(Cmat.PS)[2]),
              fn=function(para){
                weight <- Cmat.PS%*para

                sd(weight*piece1+weight*piece2+
                  (1-weight)*piece3+(1-weight)*piece4)
              },method="CG")

weight <- Cmat.PS%*w.opt$par

```

```

psiC.11 <- mean(weight*piece1+weight*piece2+
               (1-weight)*piece3+(1-weight)*piece4+
               piece5)

w.opt <- optim(par=0.5,
              fn=function(para){
                weight <- para

                sd(weight*piece1+weight*piece2+
                  (1-weight)*piece3+(1-weight)*piece4)
              },method="CG")

weight <- w.opt$par

psi.11 <- mean(weight*piece1+weight*piece2+
              (1-weight)*piece3+(1-weight)*piece4+
              piece5)

c(psiC.00,psiC.01,psiC.10,psiC.11,
  nu.MLE)
}

#####
# Model Specification
#####

y1_model <-
  as.formula(spouse_depressed~graduate_college+
            spouse_female+duncan_sei_spouse+educ_spouse_hoh_B)
y2_model <-
  as.formula(graduate_depressed~graduate_college+gwiiq_bm+
            grad_female+duncan_sei_grad+educ_grad_hoh_B)

Cmat.f1.A0.input <- Cmat.f1.A1.input <-
  Cmat.f1.input <- model.matrix(y1_model,data=analytic2)
Cmat.f2.A0.input <- Cmat.f2.A1.input <-
  Cmat.f2.input <- model.matrix(y2_model,data=analytic2)

Cmat.f1.A0.input[,2] <- 0
Cmat.f2.A0.input[,2] <- 0

Cmat.f1.A1.input[,2] <- 1
Cmat.f2.A1.input[,2] <- 1

Cmat.input <-
  model.matrix(~gwiiq_bm+grad_female+duncan_sei_grad+educ_grad_hoh_B+
            duncan_sei_spouse+educ_spouse_hoh_B,data=analytic2)
Cmat.PS.NoIQ.input <-
  model.matrix(~grad_female+duncan_sei_grad+educ_grad_hoh_B,data=analytic2)
# Ego's IQ is omitted due to positivity violation

A.input <- analytic2$graduate_college
Y1.input <- analytic2$spouse_depressed # This is opposite to the paper
Y2.input <- analytic2$graduate_depressed # This is opposite to the paper
N <- length(Y1.input)

Y1 <- Y1.input
Y2 <- Y2.input
A <- A.input
Cmat.f1 <- Cmat.f1.input
Cmat.f2 <- Cmat.f2.input

```

```

Cmat.f1.A0 <- Cmat.f1.A0.input
Cmat.f2.A0 <- Cmat.f2.A0.input
Cmat.f1.A1 <- Cmat.f1.A1.input
Cmat.f2.A1 <- Cmat.f2.A1.input
Cmat <- Cmat.input
Cmat.PS.NoIQ <- Cmat.PS.NoIQ.input

#####
# Falsification Test
#####

xi1.coef.crude <-
  as.numeric(glm(Y1[Y2==0]~0+Cmat.f1[Y2==0,],family="binomial")$coefficients)
xi2.coef.crude <-
  as.numeric(glm(Y2[Y1==0]~0+Cmat.f2[Y1==0,],family="binomial")$coefficients)

Fit.ORO <- (coef(nnet::multinom(as.factor((2*Y1+Y2)[A==0])~0+Cmat[A==0,])))
Fit.OR1 <- (coef(nnet::multinom(as.factor((2*Y1+Y2)[A==1])~0+Cmat[A==1,])))
nu1.crude <- as.numeric(Fit.OR1[3,]-Fit.OR1[2,]-Fit.OR1[1,])
nu0.crude <- as.numeric(Fit.ORO[3,]-Fit.ORO[2,]-Fit.ORO[1,])

OPTIM.Threeway <-
  optim(par = c(xi1.coef.crude ,
               xi2.coef.crude ,
               nu1.crude ,
               nu0.crude) ,
        function(par){
          xi1.coef.cand <- par[1:length(xi1.coef.crude)]
          xi2.coef.cand <- par[length(xi1.coef.crude)+
                                   1:length(xi2.coef.crude)]
          nu1.cand <- par[length(xi1.coef.crude)+
                           length(xi2.coef.crude)+
                           1:length(nu1.crude)]
          nu0.cand <- par[length(xi1.coef.crude)+
                           length(xi2.coef.crude)+
                           length(nu1.crude)+1:length(nu0.crude)]

          Likelihood.Threeway(Y1,Y2,A,Cmat.f1,Cmat.f2,Cmat ,
                              xi1.coef.cand ,
                              xi2.coef.cand ,
                              nu1.cand ,
                              nu0.cand)
        } ,
        method="CG")

OPTIM.TwoWay <-
  optim(par = c(xi1.coef.crude ,
               xi2.coef.crude ,
               (nu1.crude+nu0.crude)/2) ,
        function(par){
          xi1.coef.cand <- par[1:length(xi1.coef.crude)]
          xi2.coef.cand <- par[length(xi1.coef.crude)+
                                   1:length(xi2.coef.crude)]
          nu1.cand <- par[length(xi1.coef.crude)+
                           length(xi2.coef.crude)+
                           1:length(nu1.crude)]

          Likelihood.Threeway(Y1,Y2,A,Cmat.f1,Cmat.f2,Cmat ,
                              xi1.coef.cand ,
                              xi2.coef.cand ,
                              nu1.cand ,
                              nu1.cand)
        } ,
        method="CG")

```

SYMMETRIC TREATMENT DECOMPOSITION

```

LogLik.Threeway <-
  -Likelihood.Threeway(Y1, Y2, A, Cmat.f1, Cmat.f2, Cmat,
    OPTIM.Threeway$par[1:length(xi1.coef.crude)],
    OPTIM.Threeway$par[length(xi1.coef.crude)+
      1:length(xi2.coef.crude)]),
    OPTIM.Threeway$par[length(xi1.coef.crude)+
      length(xi2.coef.crude)+
      1:length(nu1.crude)]),
    OPTIM.Threeway$par[length(xi1.coef.crude)+
      length(xi2.coef.crude)+
      length(nu1.crude)+
      1:length(nu0.crude)]]

LogLik.TwoWay <-
  -Likelihood.Threeway(Y1, Y2, A, Cmat.f1, Cmat.f2, Cmat,
    OPTIM.TwoWay$par[1:length(xi1.coef.crude)],
    OPTIM.TwoWay$par[length(xi1.coef.crude)+
      1:length(xi2.coef.crude)]),
    OPTIM.TwoWay$par[length(xi1.coef.crude)+
      length(xi2.coef.crude)+
      1:length(nu1.crude)]),
    OPTIM.TwoWay$par[length(xi1.coef.crude)+
      length(xi2.coef.crude)+
      1:length(nu1.crude)]]

LL.stat <- -2*(LogLik.TwoWay - LogLik.Threeway) # 4.795045
qchisq(0.95, df=length(nu1.crude)) # 14.06714
length(nu1.crude) # 7
pchisq(LL.stat, df=length(nu1.crude)) # 0.3150417

#####
# MLE
#####

xi1.MLE <- OPTIM.TwoWay$par[1:length(xi1.coef.crude)]
xi2.MLE <- OPTIM.TwoWay$par[length(xi1.coef.crude)+
  1:length(xi2.coef.crude)]
nu.MLE <- OPTIM.TwoWay$par[length(xi1.coef.crude)+
  length(xi2.coef.crude)+
  1:length(nu1.crude)]

OddsRatio.MLE <- Cmat%*%nu.MLE

psi.MLE.00 <- Effect.MLE(Cmat.f1, Cmat.f2, xi1.MLE, xi2.MLE, OddsRatio.MLE, 0,0)
psi.MLE.01 <- Effect.MLE(Cmat.f1, Cmat.f2, xi1.MLE, xi2.MLE, OddsRatio.MLE, 0,1)
psi.MLE.10 <- Effect.MLE(Cmat.f1, Cmat.f2, xi1.MLE, xi2.MLE, OddsRatio.MLE, 1,0)
psi.MLE.11 <- Effect.MLE(Cmat.f1, Cmat.f2, xi1.MLE, xi2.MLE, OddsRatio.MLE, 1,1)

EFF.MLE <- c(psi.MLE.00,
  psi.MLE.01,
  psi.MLE.10,
  psi.MLE.11) # 0.1636600 0.1680488 0.1439494 0.1479268

EFF.MLE[3] - EFF.MLE[1] # -0.01971058
EFF.MLE[4] - EFF.MLE[3] # 0.003977379

#####
# IF-based Estimator
#####

EFF.DR <- Effect.DR(Y1.input,
  Y2.input,
  A.input,
  Cmat.f1.input,

```

```

        Cmat.f2.input ,
        Cmat.f1.AO.input ,
        Cmat.f2.AO.input ,
        Cmat.f1.A1.input ,
        Cmat.f2.A1.input ,
        Cmat.input ,
        Cmat.PS.NoIQ.input ,
        nu.goodguess = NULL)

EFF.DR[1:4] # 0.1622819 0.1657524 0.1504987 0.1594098
EFF.DR[3]-EFF.DR[1] # -0.01178319
EFF.DR[4]-EFF.DR[3] # 0.008911084

#####
# Bootstrap (change Num.Boot to a larger number)
#####

Num.Boot <- 2
Boot.Est <- matrix(0, Num.Boot, 8)

for (boot in 1:Num.Boot){
  pos <- sample(1:N, N, replace=T)

  Boot.OPTIM.TwoWay <-
    optim(par = c(xi1.MLE,
                  xi2.MLE,
                  nu.MLE),
          function(par){
            xi1.coef.cand <- par[1:length(xi1.coef.crude)]
            xi2.coef.cand <- par[length(xi1.coef.crude)+
                                      1:length(xi2.coef.crude)]
            nu1.cand <- par[length(xi1.coef.crude)+
                              length(xi2.coef.crude)+
                              1:length(nu1.crude)]

            Likelihood.Threeway(Y1[pos],
                                Y2[pos],
                                A[pos],
                                Cmat.f1[pos,],
                                Cmat.f2[pos,],
                                Cmat[pos,],
                                xi1.coef.cand,
                                xi2.coef.cand,
                                nu1.cand,
                                nu1.cand)

          },
          method="CG")

  Boot.xi1.MLE <- Boot.OPTIM.TwoWay$par[1:length(xi1.coef.crude)]
  Boot.xi2.MLE <- Boot.OPTIM.TwoWay$par[length(xi1.coef.crude)+
                                          1:length(xi2.coef.crude)]
  Boot.nu.MLE <- Boot.OPTIM.TwoWay$par[length(xi1.coef.crude)+
                                          length(xi2.coef.crude)+
                                          1:length(nu1.crude)]

  Boot.OR.MLE <- Cmat[pos,] %*% Boot.nu.MLE

  ## (0,0)
  Boot.psi.MLE.00 <-
    Effect.MLE(Cmat.f1[pos,], Cmat.f2[pos,],
               Boot.xi1.MLE, Boot.xi2.MLE, Boot.OR.MLE, 0,0)
  Boot.psi.MLE.01 <-
    Effect.MLE(Cmat.f1[pos,], Cmat.f2[pos,],
               Boot.xi1.MLE, Boot.xi2.MLE, Boot.OR.MLE, 0,1)

```


SYMMETRIC TREATMENT DECOMPOSITION

```

Boot.psi.MLE.10 <-
  Effect.MLE(Cmat.f1[pos,], Cmat.f2[pos,],
             Boot.xi1.MLE, Boot.xi2.MLE, Boot.OR.MLE, 1,0)
Boot.psi.MLE.11 <-
  Effect.MLE(Cmat.f1[pos,], Cmat.f2[pos,],
             Boot.xi1.MLE, Boot.xi2.MLE, Boot.OR.MLE, 1,1)

Boot.MLE <- c(Boot.psi.MLE.00,
              Boot.psi.MLE.01,
              Boot.psi.MLE.10,
              Boot.psi.MLE.11)

Boot.IF <- Effect.DR(Y1.input[pos,],
                    Y2.input[pos,],
                    A.input[pos,],
                    Cmat.f1.input[pos,],
                    Cmat.f2.input[pos,],
                    Cmat.f1.A0.input[pos,],
                    Cmat.f2.A0.input[pos,],
                    Cmat.f1.A1.input[pos,],
                    Cmat.f2.A1.input[pos,],
                    Cmat.input[pos,],
                    Cmat.PS.NoIQ.input[pos,],
                    nu.goodguess = NULL)

Boot.Est[boot,] <- c(Boot.MLE, Boot.IF[1:4])
}

#####
# Summary
#####

EFF.DE.MLE <- EFF.MLE[3] - EFF.MLE[1]
EFF.DE.DR <- EFF.DR[3] - EFF.DR[1]

EFF.IE.MLE <- EFF.MLE[4] - EFF.MLE[3]
EFF.IE.DR <- EFF.DR[4] - EFF.DR[3]

Boot.MLE.Mat <- Boot.Est[,1:4]
Boot.DR.Mat <- Boot.Est[,4+1:4]

Boot.DE.MLE <- Boot.MLE.Mat[,3] - Boot.MLE.Mat[,1]
Boot.IE.MLE <- Boot.MLE.Mat[,4] - Boot.MLE.Mat[,3]

Boot.DE.DR <- Boot.DR.Mat[,3] - Boot.DR.Mat[,1]
Boot.IE.DR <- Boot.DR.Mat[,4] - Boot.DR.Mat[,3]

paste( sprintf("%0.4f (%0.4f, %0.4f)",
              EFF.DE.MLE,
              quantile(Boot.DE.MLE,0.025),
              quantile(Boot.DE.MLE,0.975)), " & ",
        sprintf("%0.4f (%0.4f, %0.4f)",
              EFF.DE.DR,
              quantile(Boot.DE.DR,0.025),
              quantile(Boot.DE.DR,0.975)) )

paste( sprintf("%0.4f (%0.4f, %0.4f)",
              EFF.IE.MLE,
              quantile(Boot.IE.MLE,0.025),
              quantile(Boot.IE.MLE,0.975)), " & ",
        sprintf("%0.4f (%0.4f, %0.4f)",
              EFF.IE.DR,
              quantile(Boot.IE.DR,0.025),
              quantile(Boot.IE.DR,0.975)) )

```

References

- Julian Besag. Statistical analysis of lattice data. *The Statistician*, 24(3):179–195, 1975.
- Peter J Bickel, Chris A.J. Klaassen, Ya’acov Ritov, and Jon A Wellner. *Efficient and Adaptive Estimation for Semiparametric Models*. Springer, New York, 1 edition, 1998.
- Leo Breiman and Jerome H. Friedman. Estimating optimal transformations for multiple regression and correlation. *Journal of the American Statistical Association*, 80(391):580–598, 1985. doi: 10.1080/01621459.1985.10478157. URL <https://www.tandfonline.com/doi/abs/10.1080/01621459.1985.10478157>.
- Hua Yun Chen. A semiparametric odds ratio model for measuring association. *Biometrics*, 63:413–421, 2007.
- D. R. Cox and N. Wermuth. Linear dependencies represented by chain graphs. *Statistical Science*, 8(3):204–283, 1993.
- V. Dubois, J. Chatagnon, A. Thiriard, H. Bauderlique-Le Roy, A. S. Debrie, L. Coutte, and C. Loch. Suppression of mucosal th17 memory responses by acellular pertussis vaccines enhances nasal bordetella pertussis carriage. *NPJ Vaccines*, 6(1):6, 2021.
- Robin J. Evans and Thomas S. Richardson. Marginal log-linear parameters for graphical Markov models. *Journal of the Royal Statistical Society: Series B*, 75(4):743–768, 2013.
- M. Elizabeth Halloran and C. J. Struchiner. Causal inference for infectious diseases. *Epidemiology*, 6:142–151, 1995.
- Pamela Herd, Deborah Carr, and Carol Roan. Cohort profile: Wisconsin longitudinal study (wls). *International journal of epidemiology*, 43(1):34–41, 2014.
- Soren Hojsgaard, David Edwards, and Steffen Lauritzen. *Graphical Models with R*. Springer-Verlag New York, 1st edition edition, 2012.
- Yimin Huang and Marco Valtorta. Pearl’s calculus of intervention is complete. In *Twenty Second Conference On Uncertainty in Artificial Intelligence*, 2006.
- M.G. Hudgens and M.E. Halloran. Toward causal inference with interference. *Journal of the American Statistical Association*, 103(482):832–842, 2008.
- David A. Kenny, Deborah A. Kashy, and William L. Cook. *Dyadic Data Analysis*. Guilford Press New York, 2006.
- Steffan L. Lauritzen. *Graphical Models*. Oxford, U.K.: Clarendon, 1996.
- Steffen L. Lauritzen and Thomas S. Richardson. Chain graph models and their causal interpretations (with discussion). *Journal of the Royal Statistical Society: Series B*, 64: 321–361, 2002.
- Daniel Malinsky, Ilya Shpitser, and Thomas S. Richardson. A potential outcomes calculus for identifying conditional path-specific effects. In *Proceedings of the 22nd International Conference on Artificial Intelligence and Statistics*, 2019.

- Torben Martinussen and Mats Julius Stensrud. Estimation of separable direct and indirect effects in continuous time. *Biometrics*, 79, 2021.
- Jerzy Neyman. Sur les applications de la thar des probabilités aux expériences agricoles: Essay des principe. excerpts reprinted (1990) in English. *Statistical Science*, 5:463–472, 1923.
- Elizabeth L. Ogburn and Tyler J. VanderWeele. Causal diagrams for interference. *Statistical Science*, 29(4):559–578, 2014.
- Judea Pearl. Direct and indirect effects. In *Proceedings of the Seventeenth Conference on Uncertainty in Artificial Intelligence (UAI-01)*, pages 411–420. Morgan Kaufmann, San Francisco, 2001.
- Judea Pearl. *Causality: Models, Reasoning, and Inference*. Cambridge University Press, 2 edition, 2009. ISBN 978-0521895606.
- Judea Pearl. The causal mediation formula – a guide to the assessment of pathways and mechanisms. Technical Report R-379, Cognitive Systems Laboratory, University of California, Los Angeles, 2011.
- Thomas Richardson and Peter Spirtes. Ancestral graph Markov models. *Annals of Statistics*, 30:962–1030, 2002.
- Thomas S. Richardson and Jamie M. Robins. Single world intervention graphs (SWIGs): A unification of the counterfactual and graphical approaches to causality. *preprint: <http://www.csss.washington.edu/Papers/wp128.pdf>*, 2013.
- Thomas S. Richardson, Robin J. Evans, James M. Robins, and Ilya Shpitser. Nested Markov properties for acyclic directed mixed graphs. *Annals of Statistics*, 51(1):334–361, 2023.
- James M. Robins. A new approach to causal inference in mortality studies with sustained exposure periods – application to control of the healthy worker survivor effect. *Mathematical Modeling*, 7:1393–1512, 1986.
- James M. Robins. Marginal structural models versus structural nested models as tools for causal inference. In *Statistical Models in Epidemiology: The Environment and Clinical Trials*. NY: Springer-Verlag, 1999.
- James M. Robins and Sander Greenland. Identifiability and exchangeability of direct and indirect effects. *Epidemiology*, 3:143–155, 1992.
- James M. Robins and Thomas S. Richardson. Alternative graphical causal models and the identification of direct effects. *Causality and Psychopathology: Finding the Determinants of Disorders and their Cures*, 2010.
- James M. Robins, Thomas S. Richardson, and Ilya Shpitser. An interventionist approach to mediation analysis. <https://arxiv.org/abs/2008.06019>, 2020.
- D. B. Rubin. Causal inference and missing data (with discussion). *Biometrika*, 63:581–592, 1976.

- Cosma Rohilla Shalizi and Andrew C Thomas. Homophily and contagion are generically confounded in observational social network studies. *Sociological methods & research*, 40(2):211–239, 2011.
- Ilya Shpitser. Counterfactual graphical models for longitudinal mediation analysis with unobserved confounding. *Cognitive Science (Rumelhart special issue)*, 37:1011–1035, 2013.
- Ilya Shpitser. The lauritzen-chen likelihood. In *Proceedings of the 24th International Conference on Artificial Intelligence and Statistics (AISTATS 2023)*, 2023.
- Ilya Shpitser and Judea Pearl. Identification of joint interventional distributions in recursive semi-Markovian causal models. In *Proceedings of the Twenty-First National Conference on Artificial Intelligence (AAAI-06)*. AAAI Press, Palo Alto, 2006a.
- Ilya Shpitser and Judea Pearl. Identification of conditional interventional distributions. In *Proceedings of the Twenty Second Conference on Uncertainty in Artificial Intelligence (UAI-06)*, pages 437–444. AUAI Press, Corvallis, Oregon, 2006b.
- Ilya Shpitser and Eric J. Tchetgen Tchetgen. Causal inference with a graphical hierarchy of interventions. *Annals of Statistics*, 44(6):2433–2466, 2016.
- Ilya Shpitser, Thomas S. Richardson, and James M. Robins. Multivariate counterfactual systems and causal graphical models. <https://arxiv.org/abs/2008.06017>, 2020.
- Eric J. Tchetgen Tchetgen. Multiple-robust estimation of an odds ratio interaction. Technical Report Working Paper 142, Harvard University Biostatistics Working Paper Series, 2012. URL <https://biostats.bepress.com/harvardbiostat/paper142>.
- Eric J. Tchetgen Tchetgen and Andrea Rotnitzky. Double-robust estimation of an exposure-outcome odds ratio adjusting for confounding in cohort and case-control studies. *Statistics in Medicine*, 30(4):335–347, 2011.
- Eric J. Tchetgen Tchetgen and Ilya Shpitser. Semiparametric theory for causal mediation analysis: Efficiency bounds, multiple robustness and sensitivity analysis. *The Annals of Statistics*, 40(3):1816 – 1845, 2012.
- Eric J. Tchetgen Tchetgen and Tyler J. VanderWeele. On causal inference in the presence of interference. *Statistical Methods in Medical Research*, 21(1):55–75, 2012.
- Eric J. Tchetgen Tchetgen, Isabel Fulcher, and Ilya Shpitser. Auto-g-computation of causal effects on a network. *Journal of the American Statistical Association*, 2020.
- Jin Tian and Judea Pearl. On the testable implications of causal models with hidden variables. In *Proceedings of the Eighteenth Conference on Uncertainty in Artificial Intelligence (UAI-02)*, volume 18, pages 519–527. AUAI Press, Corvallis, Oregon, 2002.
- B. Trollfors, J. Taranger, T. Lagergard, V. Sundh, D.A. Bryla, Schneerson R., and J.B. Robbins. A placebo-controlled trial of a pertussis-toxoid vaccine. *The Pediatric Infectious Disease Journal*, 17:196–199, 1998.

Tyler J. VanderWeele, Eric J. Tchetgen Tchetgen, and M. Elizabeth Halloran. Components of the indirect effect in vaccine trials: identification of contagion and infectiousness effects. *Epidemiology*, 23(5):751–761, 2012.

J. M. Warfel, L. I. Zimmerman, and T. J. Merkel. Acellular pertussis vaccines protect against disease but fail to prevent infection and transmission in a nonhuman primate model. *Proceedings of the National Academy of Sciences*, 111(2):787–792, 2014.