

Impact of the quenching of g_A on the sensitivity of $0\nu\beta\beta$ experiments

Jouni Suhonen

University of Jyväskylä, Department of Physics, P.O. Box 35, FI-40014 Jyväskylä, Finland

Detection of the neutrinoless $\beta\beta$ ($0\nu\beta\beta$) decay is of high priority in the particle- and neutrino-physics communities. The detectability of this decay mode is strongly influenced by the value of the weak axial-vector coupling constant g_A . The recent nuclear-model analyses of β and $\beta\beta$ decays suggest that the value of g_A could be dramatically quenched, reaching ratios of $g_A^{\text{free}}/g_A \approx 4$, where $g_A^{\text{free}} = 1.27$ is the free, neutron-decay, value of g_A . The effects of this quenching appear devastating for the sensitivity of the present and future $0\nu\beta\beta$ experiments since the 4th power of this ratio scales the $0\nu\beta\beta$ half-lives. This, in turn, could lead to some two orders of magnitude less sensitivity for the $0\nu\beta\beta$ experiments. In the present Letter it is shown that by using a consistent approach to both the two-neutrino $\beta\beta$ and $0\nu\beta\beta$ decays by the proton-neutron quasiparticle random-phase approximation (pnQRPA), the feared two-orders-of-magnitude reduction in the sensitivity of the $0\nu\beta\beta$ experiments actually shrinks to a reduction by factors in the range 2 – 6. This certainly has dramatic consequences for the potential to detect the $0\nu\beta\beta$ decay.

PACS numbers: 21.60.Jz, 23.40.Hc, 27.50.+e, 27.60.+j

Keywords: Detectability of the neutrinoless double beta decay, nuclear matrix elements, quenching of the axial-vector coupling strength, sensitivity of the double-beta experiments

The nuclear matrix elements (NMEs) of neutrinoless $\beta\beta$ ($0\nu\beta\beta$) decay are becoming an increasingly hot issue in present-day neutrino and particle physics since they are the ones that relate the absolute mass scale of the neutrino (the *effective* neutrino mass $\langle m_\nu \rangle$) to the constantly increasing sensitivity of the present and future $0\nu\beta\beta$ experiments [1–3]. The formidable progress in the sensitivity of the neutrino-mass related underground experiments is witnessed in the rapidly increasing accuracy in the measured half-lives of the two-neutrino $\beta\beta$ ($2\nu\beta\beta$) decays for some ten nuclear systems [4, 5]. At the same time the lower limits for the half-lives of the $0\nu\beta\beta$ decay mode keep steadily increasing [3]. Important nuclei for the present and future $0\nu\beta\beta$ experiments are ^{76}Ge (the GERDA experiment [6], and in the future GERDA and Majorana [7]), ^{82}Se (the NEMO-3 experiment [8], and in the future SuperNEMO [9] and MOON [10]), ^{96}Zr (the NEMO-3 experiment [11]), ^{100}Mo (the NEMO-3 experiment [12], and in the future AMoRE [13], LUMINEU [14], CUPID [15], MOON [10]), ^{116}Cd (the NEMO-3 experiment [16], and in the future AURORA [17], COBRA [18]), ^{130}Te (the CUORE experiment [19], and in the future CUORE and SNO+ [20]), and ^{136}Xe (the EXO [21] and KamLAND-Zen [22] experiments, and in the future NEXT [23] and PandaX-III [24]).

As mentioned above, the exact sensitivity of the present and future $0\nu\beta\beta$ experiments to the effective neutrino mass $\langle m_\nu \rangle$ can be determined only if the involved NMEs are known accurately enough. For this reason, more and more attention is being paid to the issue of computing the values of these NMEs in a proper way [25]. By assuming the neutrino-mass mechanism to be the dominant one, we can write the connection between the $0\nu\beta\beta$ half-life and the involved NMEs conveniently as

$$t_{1/2}^{(0\nu)} = F^{(0\nu)}(g_A) \left(\langle m_\nu \rangle [\text{eV}] \right)^{-2}, \quad (1)$$

where $\langle m_\nu \rangle$ is the effective neutrino mass [1] in units of eV and $F^{(0\nu)}$ can be coined *reduced* half-life:

$$F^{(0\nu)}(g_A) = \left(g_A^2 \left| M^{(0\nu)} \right| \right)^{-2} \left(G_0^{(0\nu)} \right)^{-1} \left(m_e [\text{eV}] \right)^2. \quad (2)$$

Here m_e is the electron rest mass in units of eV, $G_0^{(0\nu)}$ is the leptonic phase-space factor defined in [26], and g_A is the weak axial-vector coupling constant with the free value $g_A^{\text{free}} = 1.27$, determined from the decay of a neutron to a proton [27]. This value is to some extent protected in nuclear medium by the PCAC (partially conserved axial-vector current) hypothesis. The $0\nu\beta\beta$ nuclear matrix element, $M^{(0\nu)}$, consists of the Gamow–Teller (GT), Fermi (F) and tensor (T) parts as

$$M^{(0\nu)} = M_{\text{GT}}^{(0\nu)} - \left(\frac{g_V}{g_A} \right)^2 M_{\text{F}}^{(0\nu)} + M_{\text{T}}^{(0\nu)}. \quad (3)$$

Whereas the NME $M^{(0\nu)}$ of (3) has been under intensive theoretical discussion for decades, the other involved quantity, g_A , has remained an innocent by-stander, not provoking heated discussions in the $0\nu\beta\beta$ community. Attempts to deal with the g_A -quenching problem include the shell-model calculations [28–30] in the 0p and 1s-0d shells and [31–33] in the 1p-0f shell and beyond. The review [34] gives a comprehensive account of the g_A problem.

Only recently the possibly decisive role of g_A in the half-life (1) and in the discovery potential of the $0\nu\beta\beta$ experiments has surfaced [35]. In [35] a comparison of the experimental and computed $2\nu\beta\beta$ half-lives of a number of nuclei yielded the striking result

$$g_A^{\text{eff}}(\text{IBM-2}) = 1.269A^{-0.18}; \quad g_A^{\text{eff}}(\text{ISM}) = 1.269A^{-0.12}, \quad (4)$$

where A is the mass number and IBM-2 stands for the microscopic interacting boson model and ISM is an acronym

for the interacting shell model. The result (4) implies that strongly quenched effective values of g_A , in the range $g_A^{\text{eff}} = 0.5 - 0.7$ for $A = 76 - 136$, are possible, thus affecting substantially the discovery potential of the $0\nu\beta\beta$ experiments.

Although the study [35] was the first to cause uproar in the experimental $0\nu\beta\beta$ community, it was not the first one to point to a possible strong quenching of g_A . Already the study [36] gave indications of a heavily quenched effective g_A , in the range $g_A^{\text{eff}} = 0.39 - 0.84$. In [36] the Gamow-Teller β decays and $2\nu\beta\beta$ decays in the $A = 100, 116, 128$ $\beta\beta$ -decay triplets were studied by the use of the proton-neutron quasiparticle random-phase approximation (pnQRPA), and a least-squares procedure was used to optimize the values of the experimentally over-constrained parameters g_A and g_{pp} , where g_{pp} is the interaction strength of the particle-particle part of the proton-neutron interaction [37, 38]. Also in the ISM studies [39, 40] very low values of g_A , in the range $g_A^{\text{eff}} = 0.57 - 0.76$, were obtained. Around the same time a similar study as in [36] was carried out in [41, 42] with results comparable with those of [36]. Later, the more comprehensive pnQRPA studies [43–45] of Gamow-Teller β decays of a wide range of nuclei ($A = 62 - 142$) predicted heavily quenched values of g_A . These values depend on the mass number A and they are depicted for four separate mass ranges as hatched boxes in Fig. 1. In the same figure, with an obvious notation, also the curves (4) are given, the IBM-2 (ISM) results by a blue (red) dotted curve. Fig. 1 presents also the ISM results of [40] (red horizontal bars), the pnQRPA results of [36] (thin black vertical bars), and the pnQRPA results of [41, 42] (thick green vertical bars). The cross inside a circle presents the result $g_A^{\text{eff}} = 0.293$ of a $\beta\beta$ analysis of ^{128}Te using the microscopic interacting boson-fermion model (IBFFM-2) [46].

There are many models which have recently been used to compute the $0\nu\beta\beta$ NMEs: the quasiparticle random-phase approximation (QRPA), in its proton-neutron version (pnQRPA) (see [47] and references therein) and its renormalized extensions [48, 49], the interacting shell model (ISM) [50], the microscopic interacting boson model (IBA-2) [51], the Gogny-based energy-density functional (EDF) [52] and the projected Hartree-Fock-Bogoliubov mean-field scheme (PHFB) [53]. Very recently also the beyond-mean-field covariant density functional theory [54] and the corresponding non-relativistic version [55] have been used to describe the $0\nu\beta\beta$ decays of nuclei. For more details see the reviews [25, 56].

The pnQRPA stands out favorably from the rest of the above-listed theoretical approaches by the following features:

- (i) The pnQRPA is the only nuclear model which avoids the use of closure approximation for the medium-heavy and heavy nuclei in the $0\nu\beta\beta$ calculations [66],
- (ii) pnQRPA can accommodate large single-particle

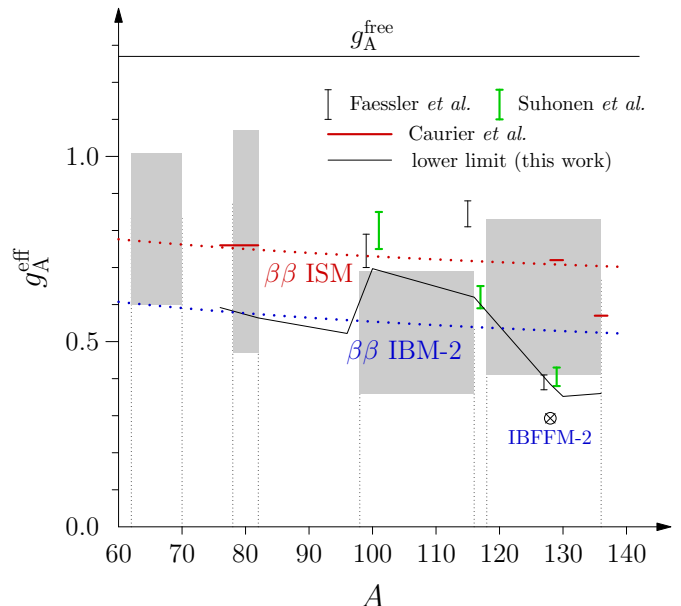


FIG. 1: Effective values of g_A in different theoretical approaches for the nuclear mass range $A = 62 - 136$. For more information see the text.

bases, including all the relevant spin-orbit-partner orbitals, in the calculations,

- (iii) pnQRPA may fail to predict properties of individual states but the gross features of an energy region of nuclear states can be reliably accounted for by the pnQRPA [58].

The features (i)–(iii) of the pnQRPA make it an ideal nuclear model to combine the $2\nu\beta\beta$ and $0\nu\beta\beta$ calculations in a consistent way. Only for light nuclei the single-particle model space is not dense enough for a reliable NME calculation, in particular if the nucleus is doubly magic, like ^{48}Ca , since the BCS procedure used in pnQRPA framework is not very precise at closed major shells. This is why the $0\nu\beta\beta$ decay of ^{48}Ca is not included in the present analyses. The above features (i)–(iii) were highlighted in [59] where the g_{pp} parameter of the pnQRPA was determined by reproducing the experimental $2\nu\beta\beta$ half-life for a given value of g_A , in that case $g_A = g_A^{\text{free}}$. This approach was adopted in the follow-up works of [60–62] in order to determine the Hamiltonian parameters as reliably as possible for a consistent prediction of the $0\nu\beta\beta$ NMEs.

At this point it is fair to state that the ISM is a more complete theory than pnQRPA in terms of the number of included many-body configurations in a given single-particle model space. It has, at least, some approximate means to accommodate the feature (ii) in the calculations, but the feature (i) is out of reach for the heavier nuclei. The ISM has, however, the advantage that also it can produce $2\nu\beta\beta$ NMEs without resorting to the closure approximation. This means that the analyses of the present work could also be performed in the

ISM framework when suitable “particle-particle interaction strength”, $g_{pp}(\text{ISM})$, can be identified and fitted by the $2\nu\beta\beta$ half-life data through different values of g_A . In fact, this type of study would be highly welcome to see how robust the results of the present work really are.

The relation of the pnQRPA Hamiltonian and the $2\nu\beta\beta$ decay was further deepened in the work [63] where an isospin-restoration scheme for the pnQRPA was proposed. There the particle-particle parts of the pnQRPA matrices were divided into isoscalar ($T = 0$) and isovector ($T = 1$) parts, splitting the particle-particle interaction strength parameter g_{pp} to its isovector $g_{pp}^{T=1}$ and isoscalar $g_{pp}^{T=0}$ components. The two strength parameters can be adjusted separately since they are practically independent of each other. The isovector parameter $g_{pp}^{T=1}$ can be adjusted such that the Fermi NME of $2\nu\beta\beta$ decay vanishes leading to the needed restoration of the isospin symmetry for the $2\nu\beta\beta$ decay. Keeping the obtained value of $g_{pp}^{T=1}$ one can independently vary $g_{pp}^{T=0}$ in order to fix its value by the data on $2\nu\beta\beta$ -decay half-lives. The obtained values of the two parameters can now, in turn, be used in the calculation of the $0\nu\beta\beta$ NMEs. Hence, in this two-stage fit the maximum amount of information on $2\nu\beta\beta$ decay can be utilized to produce an optimized model Hamiltonian for the description of the $0\nu\beta\beta$ decay. This two-step fit was later used in [64] for pnQRPA-based $0\nu\beta\beta$ -decay calculations and, about the same time, in [65] the isospin-restoration scheme was adopted for the IBM-2 $\beta\beta$ framework.

In [63, 64] the two-step fit was quite limited: the experimental $2\nu\beta\beta$ NME was extracted only for the free value $g_A^{\text{free}} = 1.27$ and for a moderately quenched value $g_A = 1.0$ for the axial-vector coupling constant. This corresponds to two values of $g_{pp}^{T=0}$ which were used in the $0\nu\beta\beta$ -decay calculations. In this Letter the calculations of [64] are extended to include all values of g_A below its free value. The adopted single-particle bases, pairing parameters, and values of the isovector parameter $g_{pp}^{T=1}$ are taken from [64] (see, e.g., Table I of [64]) and the details are not repeated here. Now, instead of the two values of the $0\nu\beta\beta$ NMEs of [64], one obtains a continuous sequence of $0\nu\beta\beta$ NMEs as a function of g_A , as shown for five exemplary cases in Fig. 2.

A general feature of the $0\nu\beta\beta$ NMEs, visible in Fig. 2, is that they grow in magnitude with diminishing value of g_A . This stems from the structure (3) of the $0\nu\beta\beta$ NME: The Fermi and tensor NMEs are essentially independent of the value of g_A , whereas the Gamow-Teller NME grows in magnitude as g_A decreases and, at the same time, $g_{pp}^{T=0}$ decreases (the magnitude of the computed $2\nu\beta\beta$ NME increases when $g_{pp}^{T=0}$ decreases, necessitating a decrease in the value of g_A in the fit procedure). Thus the g_A dependence of the Gamow-Teller NME is not explicit but induced by the g_{pp} dependence of the nuclear wave functions and the adopted fit prescription of the $g_{pp}^{T=0}$ parameter. The Fermi NME adds coherently with the Gamow-Teller one since the NMEs have opposite sign. In addition, the magnitude of the com-

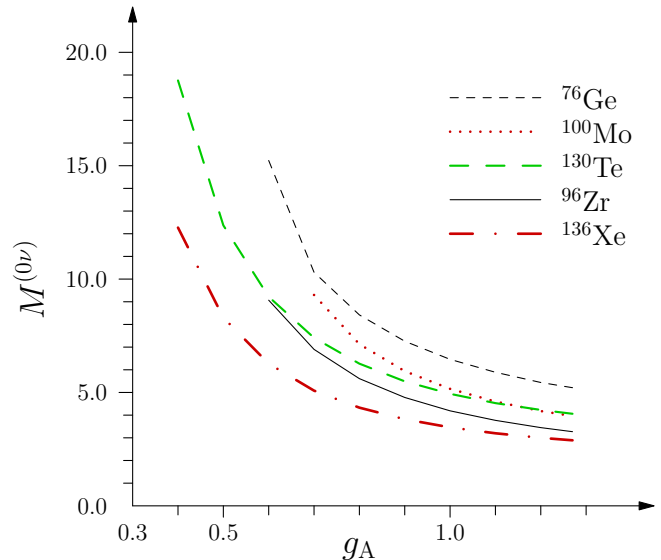


FIG. 2: Values of the $0\nu\beta\beta$ NME (3) as functions of g_A for the decays of ^{76}Ge , ^{96}Zr , ^{100}Mo , ^{130}Te , and ^{136}Xe .

bination $(g_V/g_A)^2 M_F^{(0\nu)}$ grows large, comparable to the magnitude of the Gamow-Teller NME, since the prefactor $(g_V/g_A)^2$ grows rapidly with decreasing g_A .

The maximum value of the $2\nu\beta\beta$ Gamow-Teller NME is attained at $g_{pp}^{T=0} = 0$. This, in turn, means that there is a minimum value of g_A for which the maximum NME can fit the $2\nu\beta\beta$ -decay half-life. This minimum value of the possible g_A is an interesting by-product of the two-stage fit and this lower limit of possible g_A values is presented in Fig. 1 as a solid black line and in Table I in the second column. From Fig. 1 it is seen that the here obtained lower limit of g_A is consistent with the thick green vertical bars of g_A ranges obtained in [41, 42] and also consistent with the thin black vertical bars obtained in [36] for $A = 100$ and $A = 128$. For $A = 116$ the analysis of [36] produces a larger value of g_A than that obtained in [41, 42]. This difference could be due to different experimental $\log ft$ values for the EC branch $^{116}\text{In} \rightarrow ^{116}\text{Cd}$ used in the different analyses, [41, 42] using more recent data for this decay branch than [36] (see [42] for details).

There is a notable tension with the results of [36, 41, 42] and the the Gamow-Teller β -decay analysis (hatched region) in the interval $A = 98 - 116$. The basic difference between the Gamow-Teller analyses of [43–45] and the analyses of [36, 41, 42] is that the latter exploit the half-life data on $2\nu\beta\beta$ decays and the former not. It is more appropriate to include the $2\nu\beta\beta$ data if $0\nu\beta\beta$ properties are to be predicted since the $2\nu\beta\beta$ -decay observables are the closest to the $0\nu\beta\beta$ -decay observables. Thus, from the point of view of the present work it is preferable to compare the results with those obtained in [36, 41, 42].

As mentioned earlier, one would expect that the reduced half-life $F^{(0\nu)}$ of (2) would grow enormously with increasing value of g_A since it is proportional to $(g_A)^{-4}$. This is in the very core of the uproar caused by the work

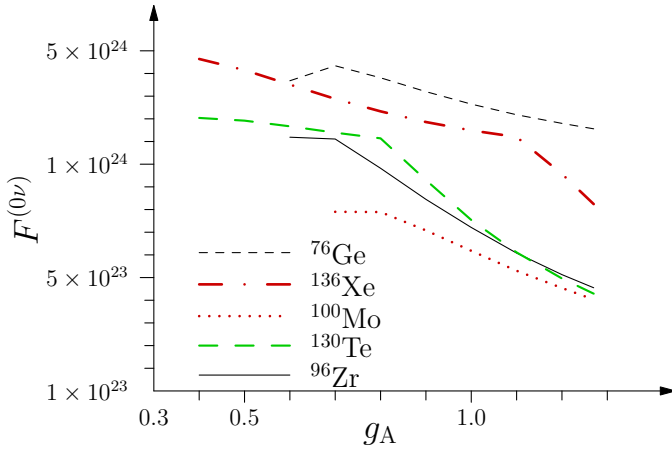


FIG. 3: Values of the reduced half-lives $F^{(0\nu)}$ as functions of g_A for the decays of ^{76}Ge , ^{96}Zr , ^{100}Mo , ^{130}Te , and ^{136}Xe .

TABLE I: The obtained minimum values of g_A , the computed maximum and minimum values of the reduced half-life $F^{(0\nu)}$, and their ratio for the studied $0\nu\beta\beta$ systems.

System	$F^{(0\nu)}$		$F^{(0\nu)}(\text{min})$	Ratio
	$g_A(\text{min})$	$F^{(0\nu)}(\text{max})$		
$A = 76$	0.59	4.4×10^{24}	1.6×10^{24}	2.7
$A = 82$	0.56	2.1×10^{24}	7.0×10^{23}	3.0
$A = 96$	0.52	2.2×10^{24}	4.5×10^{23}	4.9
$A = 100$	0.70	7.9×10^{23}	4.0×10^{23}	2.0
$A = 116$	0.62	1.1×10^{24}	3.6×10^{23}	3.1
$A = 128$	0.38	3.4×10^{25}	7.7×10^{24}	4.4
$A = 130$	0.35	2.1×10^{24}	4.3×10^{23}	4.9
$A = 136$	0.36	4.7×10^{24}	8.2×10^{23}	5.7

by Barea *et al.* in [35]. Since we have now produced all the ingredients of (2) in the two-stage fit, we are ready to plot the values of $F^{(0\nu)}$ as functions of g_A . This has been done in Fig. 3 for the exemplary cases whose NMEs were presented in Fig. 2. Inspection of Fig. 3 confirms a rather unexpected stunning result which is the reason for this Letter: The reduced half-lives are not much affected

by the large variation in the values of g_A . The maximum and minimum values of this half-life, as also their ratios, are listed in Table I. From the table one can see that the ratio of the reduced (and also actual) half-lives ranges from 2.0 (the decay of ^{100}Mo) to 5.7 (the decay of ^{136}Xe). This is extremely good news for the present and future $0\nu\beta\beta$ -decay experiments since even the smallest values of g_A , obtained in some nuclear models, do not ruin the sensitivity of the experiments.

In conclusion, in this Letter it is shown by using a two-stage fit procedure to two-neutrino $\beta\beta$ -decay data in the pnQRPA nuclear-theory framework that even the very strongly quenched values of the axial-vector coupling constant, obtained in many theoretical analyses, decrease the sensitivity of the present and future neutrinoless $\beta\beta$ -decay experiments only by reduction factors $R_1 = 2 - 6$, depending on the decaying nucleus. This is in strong contrast with the possible huge values of the usually assumed simple-minded reduction factor $R_2 = (g_A^{\text{free}}/g_A^{\text{eff}})^4$, containing the ratio of the free and effective values of the axial-vector coupling constant: values of $R_2 \approx 300$ are reachable in the worst scenarios proposed. This means that the knowledge of the effective value of the axial-vector coupling constant is not crucial for the neutrinoless $\beta\beta$ -decay experiments from the point of view of experimental sensitivity.

The reason behind the moderate reduction in the experimental sensitivity is the strong dependence of the $\beta\beta$ -decay NME on the value of the axial-vector coupling constant through the two-step fit procedure exploiting the two-neutrino $\beta\beta$ -decay data. This mechanism is behind the important new finding that is communicated here, offering much better perspectives for detecting the neutrinoless $\beta\beta$ decay. Thus, the presently obtained results are extremely important for the community of $\beta\beta$ experiments, as also for nuclear, neutrino, and particle physics in general.

This work has been partially supported by the Academy of Finland under the Finnish Centre of Excellence Programme 2012-2017 (Nuclear and Accelerator Based Programme at JYFL).

-
- [1] J. Suhonen and O. Civitarese, Phys. Rep. **300**, 123 (1998).
 - [2] J. D. Vergados, H. Ejiri, and F. Šimkovic, Rep. Prog. Phys. **75**, 106301 (2012).
 - [3] J. D. Vergados, H. Ejiri, and F. Šimkovic, Int. J. Mod. Phys. E **25**, 1630007 (2016).
 - [4] A. S. Barabash, Phys. Rev. C **81**, 035501 (2010).
 - [5] A. S. Barabash, Nucl. Phys. A **935**, 52 (2015).
 - [6] M. Agostini *et al.* (GERDA Collaboration), Nature **544**, 47 (2017).
 - [7] C. Cuesta *et al.* (MAJORANA Collaboration), AIP Conf. Proc. **1686**, 020005 (2015).
 - [8] R. Arnold *et al.* (NEMO-3 Collaboration), JETP Lett. **80**, 377 (2004).
 - [9] R. Hodák *et al.* (SuperNEMO Collaboration), AIP Conf. Proc. **1686**, 020012 (2015).
 - [10] K. Fushimi *et al.* (MOON Collaboration), J. Phys. Conf. Series **203**, 012064 (2010).
 - [11] J. Argyriades *et al.* (NEMO-3 Collaboration), Nucl. Phys. A **847**, 168 (2010).
 - [12] R. Arnold *et al.* (NEMO-3 Collaboration), Phys. Rev. D **92**, 072011 (2015).
 - [13] H. Park *et al.* (AMoRE Collaboration), AIP Conf. Proc. **1686**, 020016 (2015).
 - [14] T. B. Becker *et al.* (LUMINEU Collaboration), Astropart. Phys. **72**, 38 (2016).
 - [15] D. R. Artusa *et al.* (CUPID Collaboration), Phys. Lett. B **767**, 321 (2017).

- [16] R. Arnold *et al.* (NEMO-3 Collaboration), Phys. Rev. D **95**, 012007 (2017).
- [17] F. A. Danevich, *et al.* (AURORA Collaboration), J. Phys. Conf. Series **718**, 062009 (2016).
- [18] S. Zatschler *et al.* (COBRA Collaboration), AIP Conf. Proc. **1686**, 020027 (2015).
- [19] K. Alfonso *et al.* (CUORE Collaboration), Phys. Rev. Lett. **115**, 102502 (2015).
- [20] S. Andringa *et al.* (SNO+ Collaboration), Adv. High Energy Phys. **2016**, 6194250 (2016).
- [21] J. B. Albert *et al.* (EXO-200 Collaboration), Nature **510**, 229 (2014).
- [22] A. Gando *et al.* (KamLAND-Zen Collaboration), Phys. Rev. Lett. **117**, 082503 (2016).
- [23] J. Martin-Albo *et al.* (NEXT-100 Collaboration), J. High Energy Phys. **1605**, 159 (2016).
- [24] X. Chen *et al.* (PandaX-III Collaboration), Sci. China Phys. Mech. Astron. **60**, 061011 (2017).
- [25] J. Engel and J. Menéndez, Rep. Prog. Phys. **80**, 046301 (2017) ; arXiv: 1610.06548v2 [nucl-th] 27 Mar 2017.
- [26] J. Kotila and F. Iachello, Phys. Rev. C **85**, 034316 (2012).
- [27] B. Märkisch and H. Abele, arXiv:1410.4220v1 [hep-ph] 15 Oct 2014.
- [28] B. A. Brown, W. Chung, and B. H. Wildenthal, Phys. Rev. Lett. **40**, 1631 (1978).
- [29] W. T. Chou, E. K. Warburton, and B. A. Brown, Phys. Rev. C **47**, 163 (1993).
- [30] B. A. Brown and B. H. Wildenthal, Ann. Rev. Nucl. Part. Sci. **38**, 29 (1988).
- [31] G. Martínez-Pinedo, A. Poves, E. Caurier, and A. P. Zuker, Phys. Rev. C **53**, R2602 (1996).
- [32] T. Siiskonen, M. Hjorth-Jensen, and J. Suhonen, Phys. Rev. C **63**, 055501 (2001).
- [33] V. Kumar, P. C. Srivastava, and H. Li, J. Phys. G **43**, 105104 (2016).
- [34] I. S. Towner, Phys. Rep. **155**, 263 (1997).
- [35] J. Barea, J. Kotila, and F. Iachello, Phys. Rev. C **87**, 014315 (2013).
- [36] A. Faessler *et al.*, J. Phys. G **35**, 075104 (2008) ; arXiv 0711.3996v1 [nucl-th] 26 Nov 2007.
- [37] P. Vogel and M. R. Zirnbauer, Phys. Rev. Lett. **57**, 3148 (1986).
- [38] O. Civitarese, A. Faessler, and T. Tomoda, Phys. Lett. B **194**, 11 (1987).
- [39] A. Juodagalvis and D. J. Dean, Phys. Rev. C **72**, 024306 (2005).
- [40] E. Caurier, F. Nowacki, and A. Poves, Phys. Lett. B **711**, 62 (2012).
- [41] J. Suhonen and O. Civitarese, Phys. Lett. B **725**, 153 (2013).
- [42] J. Suhonen and O. Civitarese, Nucl. Phys. A **924**, 1 (2014).
- [43] H. Ejiri and J. Suhonen, J. Phys. G **42**, 055201 (2015).
- [44] P. Pirinen and J. Suhonen, Phys. Rev. C **91**, 054309 (2015).
- [45] F. F. Deppisch and J. Suhonen, Phys. Rev. C **94**, 055501 (2016).
- [46] N. Yoshida and F. Iachello, Prog. Theor. Exp. Phys. **2013**, 043D01 (2013).
- [47] J. Suhonen, and O. Civitarese, J. Phys. G **39**, 085105 (2012).
- [48] J. Toivanen and J. Suhonen, Phys. Rev. Lett. **75**, 410 (1995).
- [49] C. M. Raduta and A. A. Raduta, Phys. Rev. C **82**, 068501 (2010).
- [50] E. Caurier, G. Martínez-Pinedo, F. Nowacki, A. Poves, and A. Zuker, Rev. Mod. Phys. **77**, 427 (2005).
- [51] J. Barea and F. Iachello, Phys. Rev. C **79**, 044301 (2009).
- [52] T. R. Rodríguez and G. Martínez-Pinedo, Phys. Rev. Lett. **105**, 252503 (2010).
- [53] P. K. Rath, R. Chandra, K. Chaturvedi, P. K. Raina, and J. G. Hirsch, Phys. Rev. C **82**, 064310 (2010).
- [54] J. M. Yao, L. S. Song, K. Hagino, P. Ring, and J. Meng, Phys. Rev. C **91**, 024316 (2015).
- [55] N. López Vaquero, T. R. Rodríguez, and J. L. Egido, Phys. Rev. Lett. **111**, 142501 (2013).
- [56] J. Suhonen and O. Civitarese, J. Phys. G **39**, 124005 (2012).
- [57] R. A. Sen'kov and M. Horoi, Phys. Rev. C **88**, 064312 (2013).
- [58] O. Civitarese, H. Müther, L. D. Skouras, and A. Faessler, J. Phys. G **17**, 1363 (1991).
- [59] V. A. Rodin, A. Faessler, F. Šimkovic, and P. Vogel, Nucl. Phys. A **766**, 107 (2006).
- [60] M. Kortelainen and J. Suhonen, Phys. Rev. C **75**, 051303(R) (2007).
- [61] M. Kortelainen and J. Suhonen, Phys. Rev. C **76**, 024315 (2007).
- [62] F. Šimkovic, A. Faessler, V. A. Rodin, P. Vogel, and J. Engel, Phys. Rev. C **77**, 045503 (2008).
- [63] F. Šimkovic, V. Rodin, A. Faessler, and P. Vogel, Phys. Rev. C **87**, 045501 (2013).
- [64] J. Hyvärinen and J. Suhonen, Phys. Rev. C **91**, 024613 (2015).
- [65] J. Barea, J. Kotila, and F. Iachello, Phys. Rev. C **91**, 034304 (2015).
- [66] There exists a non-closure calculation in the framework of the ISM in [57] for the $0\nu\beta\beta$ decay of the light nucleus ^{48}Ca .