

# The white dwarf binary pathways survey - II. Radial velocities of 1453 FGK stars with white dwarf companions from LAMOST DR 4

A. Rebassa-Mansergas<sup>1,2</sup>, J.J. Ren<sup>3</sup>, P. Irawati<sup>4</sup>, E. García-Berro<sup>1,2</sup>, S.G. Parsons<sup>5</sup>, M.R. Schreiber<sup>6,7</sup>, B.T. Gänsicke<sup>8</sup>, P. Rodríguez-Gil<sup>9,10</sup>, X. Liu<sup>11</sup>, C. Manser<sup>8</sup>, S. Palomo-Nevado<sup>9,10</sup>, F. Jiménez-Ibarra<sup>9,10</sup>, R. Costero<sup>12</sup>, J. Echevarría<sup>12</sup>, R. Michel<sup>13</sup>, M. Zorotovic<sup>6</sup>, M. Hollands<sup>8</sup>, Z. Han<sup>14</sup>, A. Luo<sup>3</sup>, E. Villaver<sup>15</sup>, Kong, X.<sup>3</sup>

<sup>1</sup> *Departament de Física, Universitat Politècnica de Catalunya, c/Esteve Terrades 5, 08860 Castelldefels, Spain*

<sup>2</sup> *Institute for Space Studies of Catalonia, c/Gran Capità 2–4, Edif. Nexus 201, 08034 Barcelona, Spain*

<sup>3</sup> *National Astronomical Observatories, Chinese Academy of Sciences, 100012 Beijing, P. R. China*

<sup>4</sup> *National Astronomical Research Institute of Thailand, 191 Siriphanich Building, Huay Kaew Road, Chiang Mai 50200, Thailand*

<sup>5</sup> *Department of Physics & Astronomy, University of Sheffield, Sheffield S3 7RH, UK*

<sup>6</sup> *Instituto de Física y Astronomía, Universidad de Valparaíso, Avenida Gran Bretaña 1111, Valparaíso, Chile*

<sup>7</sup> *Millennium Nucleus "Protoplanetary Disks in ALMA Early Science", Universidad de Valparaíso, Avenida Gran Bretaña 1111, Valparaíso, Chile*

<sup>8</sup> *Department of Physics, University of Warwick, Coventry CV4 7AL, UK*

<sup>9</sup> *Instituto de Astrofísica de Canarias, c/ Vía Láctea s/n, E-38205 La Laguna, Tenerife, Spain*

<sup>10</sup> *Universidad de La Laguna, Departamento de Astrofísica, E- 38206 La Laguna, Tenerife, Spain*

<sup>11</sup> *Department of Astronomy, Peking University, Beijing 100871, P. R. China*

<sup>12</sup> *Instituto de Astronomía, Universidad Nacional Autónoma de México, 70-264, Ciudad Universitaria, México D.F., C.P. 04510, México*

<sup>13</sup> *Instituto de Astronomía, Universidad Nacional Autónoma de México, 877, Ensenada, Baja California, C.P. 22830 México*

<sup>14</sup> *Key Laboratory for the Structure and Evolution of Celestial Objects, Yunnan observatories, Chinese Academy of Sciences, P.O. Box 110, Kunming, 650011, Yunnan Province, P. R. China*

<sup>15</sup> *Departamento de Física Teórica, Universidad Autónoma de Madrid, Cantoblanco 28049 Madrid, Spain*

Accepted 2017. Received 2017; in original form 2017

## ABSTRACT

We present the second paper of a series of publications aiming at obtaining a better understanding regarding the nature of type Ia supernovae (SN Ia) progenitors by studying a large sample of detached F, G and K main sequence stars in close orbits with white dwarf companions (i.e. WD+FGK binaries). We employ the LAMOST (Large Sky Area Multi-Object Fibre Spectroscopic Telescope) data release 4 spectroscopic data base together with *GALEX* (Galaxy Evolution Explorer) ultraviolet fluxes to identify 1,549 WD+FGK binary candidates (1,057 of which are new), thus doubling the number of known sources. We measure the radial velocities of 1,453 of these binaries from the available LAMOST spectra and/or from spectra obtained by us at a wide variety of different telescopes around the globe. The analysis of the radial velocity data allows us to identify 24 systems displaying more than  $3\sigma$  radial velocity variation that we classify as close binaries. We also discuss the fraction of close binaries among WD+FGK systems, which we find to be  $\sim 10$  per cent, and demonstrate that high-resolution spectroscopy is required to efficiently identify double-degenerate SN Ia progenitor candidates.

**Key words:** (stars:) white dwarfs; (stars:) binaries (including multiple): close; stars: low-mass

## 1 INTRODUCTION

Thermonuclear supernovae, also known as Type Ia supernovae (SN Ia), originate from the explosion of carbon-oxygen white dwarfs (WDs; Hoyle & Fowler 1960), and are among

the most luminous events in the Universe. Consequently, SN Ia can be detected up to very large distances. Since they arise from the detonation of WDs in a narrow mass range, they have nearly the same intrinsic luminosity, and thus they play a primary role as standardizable candles in

cosmology. In particular, the discovery of a relation between their intrinsic luminosity and the shape of their light curves (Phillips 1993) has paved the way to a new era of precision cosmology, leading to the discovery of the acceleration of the Universe (Riess et al. 1998; Schmidt et al. 1998; Perlmutter et al. 1999; Astier & Pain 2012). However, although SN Ia observations have led to fundamental discoveries, the nature of their progenitors is not yet unambiguously determined. Even more, albeit their intrinsic importance, the explosion mechanism of SN Ia still remains poorly understood after more than five decades of theoretical and observational work, thus compromising their use and possibly introducing some not yet well-known systematic errors in the determination of extragalactic distances (Linden et al. 2009; Howell 2011).

It is widely accepted that a WD in a binary system is at the heart of a SN Ia outburst. Several possible evolutionary channels leading to such an event are currently envisaged, all of which have advantages and drawbacks. Hence, there is not yet a general consensus on the leading path for SN Ia. In fact, it is well possible that all of them contribute to the total rate in some unknown fraction (Wang & Han 2012). These evolutionary channels are briefly described below.

In the single degenerate channel (Whelan & Iben 1973; Nomoto 1982; Han & Podsiadlowski 2004) the WD accretes mass from a non-degenerate stellar donor and explodes when its mass grows near the Chandrasekhar limit. In the double-detonation mechanism (Woosley & Weaver 1994; Livne & Arnett 1995) a WD with a mass smaller than the Chandrasekhar limit accumulates helium-rich material on its surface from its companion. The helium layer is compressed as more material is accreted and ultimately detonates. The compression wave propagates towards the center and a second detonation occurs near the center of the carbon-oxygen core – see, for instance, Shen et al. (2012) and references therein. Next comes the double-degenerate channel (Whelan & Iben 1973; Nomoto 1982; Iben & Tutukov 1984). In this scenario two WDs merge and a prompt, violent detonation ensues when the masses of the two merging WDs are sufficiently large, otherwise a delayed explosion could eventually occur. Recently, another possible scenario has been proposed, the so-called core-degenerate channel (Livio & Riess 2003; Kashi & Soker 2011; Soker et al. 2013), where a WD merges with the hot core of a massive asymptotic giant branch (AGB) star during or after a common envelope phase. Finally, another possible channel involves the collision of two WDs in a dense stellar environment (Thompson 2011; Katz et al. 2011; Kushnir et al. 2013; Aznar-Siguán et al. 2013). In this scenario either a tertiary star brings two WDs to collide, or the dynamical interaction occurs in a dense stellar system, where such interactions are likely. It has been shown that, in some cases, the collision results in an immediate explosion. However, this scenario can only account for a few percent of all SN Ia under the most favourable assumptions (Hamers et al. 2013; Soker et al. 2014). In summary, the challenging, unsolved problem of understanding and quantifying the contribution of the different progenitor channels to the observed population of SN Ia is still a matter of active research.

Currently, the two most popular scenarios for SN Ia are the single- and the double-degenerate channels. The viability of both paths has been intensively studied

during the last several years from a theoretical perspective (e.g. Hachisu et al. 2012; Bours et al. 2013; Nielsen et al. 2014; Jiménez et al. 2015; van Rossum et al. 2016; Yungelson & Kuranov 2017). Unfortunately, these theoretical studies have yielded so far no conclusive results on which of these two channels is more efficient in producing SN Ia. For instance, the mass growth of the WD in the single-degenerate channel is thought to be rather small (e.g. Idan et al. 2012) avoiding reaching a mass near the Chandrasekhar limit. Moreover, determinations of the SN Ia delay time distributions are not consistent with expectations for single-degenerate systems (Gal-Yam & Maoz 2004; Totani et al. 2008). In contrast, the double-degenerate channel predicts a delay time distribution in better agreement with observations (Maoz & Badenes 2010; Maoz et al. 2010). However, current simulations predict that the range of WD masses that produce powerful detonations is rather limited, and in most of the cases the outcome of the merger could result in other (interesting) astrophysical phenomena. Specifically, it has been found that a possible outcome could be an accretion-induced collapse to a neutron star (Nomoto & Iben 1985; Shen et al. 2012), whereas in some other cases a high-field magnetic WD could be formed (García-Berro et al. 2012). Observationally, several additional analyses have provided some support for both the single- (Livio & Riess 2003; Hamuy et al. 2003; Voss & Nelemans 2008; Shappee et al. 2016; Liu & Stancliffe 2016) and the double-degenerate channels (González Hernández et al. 2012; Santander-García et al. 2015; Olling et al. 2015). However, there is no single system yet that has robustly been confirmed as a single- or double-degenerate SN Ia progenitor – see, e.g., García-Berro et al. (2016).

With these thoughts in mind we have started an observational campaign that aims at providing additional observational input for testing both the single- and double-degenerate channels for SN Ia based on observations of WDs in detached close binaries where the secondary star is an F, G or K main sequence star (hereafter WD+FGK binaries). These systems were initially main sequence binaries that evolved through common envelope evolution and have now orbital periods ranging from a few hours to several weeks (Willems & Kolb 2004). Depending on the orbital periods and component masses, the WD+FGK binaries are expected to evolve mainly through the following two channels. In the first path the secondary star transfers mass to the WD in a thermal timescale, ensuing the so-called super-soft (SSS) phase. The mass transfer rate is high enough to sustain stable hydrogen burning so the WD mass grows. Hence, the system becomes a potential single-degenerate SN Ia progenitor (Shara et al. 1977; Iben 1982; Fujimoto 1982; van den Heuvel et al. 1992; Di Stefano 2010; Wolf et al. 2013). If the WD does not accrete sufficient mass during the SSS phase the WD+FGK becomes a cataclysmic variable with a massive WD and an evolved donor (e.g. Schenker et al. 2002; Thorstensen et al. 2002; Gänsicke et al. 2003; Zorotovic et al. 2011; Rebassa-Mansergas et al. 2014). Another alternative is that the system may go through a second common envelope phase. In this case, the envelope may be ejected and the result is a double WD in a tight orbit, i.e. a potential double-degenerate SN Ia progenitor.

Depending on the time that it takes to bring the two WDs close enough to overflow the Roche lobe (it should be shorter than the Hubble time) and the total mass of the system (it should be close to the Chandrasekhar mass) the result could be a SN Ia outburst. By analysing a large sample of close WD+FGK binaries with well determined orbital periods and component masses we will be able to reconstruct their past evolution, and to predict their future evolution and thus quantify the fraction of systems evolving through each path. It is important to keep in mind that our aim here is not to identify individual SN Ia progenitors (in fact the vast majority of our close WD+FGK binaries will not become SN Ia), but to test our understanding of the binary evolution theory of the single- and double-degenerate channels towards SN Ia.

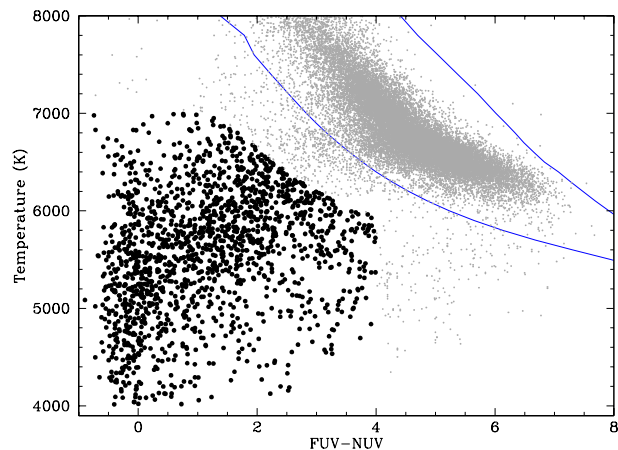
In [Parsons et al. \(2016\)](#) we presented the first of a series of publications resulting from our dedicated campaign, where we described our methodology to efficiently identify WD+FGK binaries (see [Parsons et al. 2015a](#) for our study on the first SSS progenitor identified so far). These were selected as F, G, K stars with northern-hemisphere LAMOST (Large Sky Area Multi-Object Fibre Spectroscopic Telescope; [Cui et al. 2012](#); [Zhao et al. 2012](#)) or southern-hemisphere RAVE (Radial Velocity Experiment; [Kordopatis et al. 2013](#)) spectra displaying ultraviolet (UV) excess as indicated by their *GALEX* (Galaxy Evolution Explorer; [Martin et al. 2005](#)) FUV-NUV colours (where FUV and NUV are the far-UV and near-UV magnitudes) in a  $T_{\text{eff}}$  vs. FUV-NUV diagram (see [Figure 1](#)). This resulted in 430 WD+FGK binary candidates from RAVE DR1 and 504 candidates from LAMOST DR1.

In this paper we first expand our WD+FGK binary sample by applying our selection criteria to the FGK star catalogue from LAMOST DR 4. We then use LAMOST and follow-up spectroscopic observations of 1,453 WD+FGK binary candidates in the new LAMOST sample for measuring their radial velocities and we identify 24 close binaries displaying significant radial velocity variations. Finally, we discuss the close binary fraction among WD+FGK binaries. In a forthcoming publication we will present a radial velocity analysis dedicated to follow-up our southern-hemisphere RAVE targets as well as our first orbital period measurements.

## 2 THE DR 4 OF LAMOST

LAMOST is a  $\simeq 4$  meter quasi-meridian reflecting Schmidt telescope located at Xinglong Observing Station in the Hebei province of China ([Cui et al. 2012](#)). It has a field of view of  $5^\circ$  in diameter and it is exclusively dedicated to obtain optical spectroscopy of celestial objects. Each ‘‘spectral plate’’ refers physically to a focal surface with 4,000 precisely positioned optical fibers to observe spectroscopic plus calibration targets simultaneously, equally distributed among 16 fiber-fed spectrographs. Each spectrograph is equipped with two CCD cameras of blue and red channels that simultaneously provide blue and red spectra of the 4,000 selected targets, respectively. The spectra cover the  $\sim 3,700\text{--}9,000\text{\AA}$  wavelength range at a resolving power of  $\sim 1,800$ .

Since September 2012 LAMOST has been performing a five-year regular survey, which was preceded by a



**Figure 1.** The UV colours and temperatures of LAMOST main-sequence FGK stars (gray dots). The temperatures are taken directly from the LAMOST DR 4 catalogue. Shown in blue are two theoretical tracks computed from PHOENIX atmospheric models, one with a high metallicity and high surface gravity ( $\log Z = +1$  and  $\log g = 5.0$ , top curve) and one with a low metallicity and low surface gravity ( $\log Z = -3$  and  $\log g = 3.5$ , bottom curve). These represent extreme limits on the colours of main-sequence stars. The vast majority of stars fall within these extreme models, as expected. The black solid points mark the 1,599 targets that fall within our cut for selecting WD+FGK binary candidates ( $\text{FUV-NUV} < 4$ ,  $8,000 > T > 4,000\text{K}$ , and  $\text{FUV-NUV}$  at least 1.5 magnitudes bluer than the bottom PHOENIX model).

two-year commissioning survey and a one-year pilot survey. The LAMOST regular survey consists of two main parts ([Zhao et al. 2012](#)): the LAMOST Extra-Galactic Survey (LEGAS) of galaxies to study the large scale structure of the Universe, and the LAMOST Experiment for Galactic Understanding and Exploration (LEGUE) Survey of the Milky Way which is developed to obtain millions of stellar spectra to study the structure and evolution of the Galaxy ([Deng et al. 2012](#)). LEGUE is sub-divided into three independent surveys for follow-up observations of the spheroid, the disk, and the galactic anti-centre, respectively ([Carlin et al. 2012](#); [Chen et al. 2012](#); [Yuan et al. 2015](#); [Xiang et al. 2017b,a](#)).

The raw spectra are reduced by the LAMOST two-dimensional (2D) pipeline ([Luo et al. 2012, 2015](#)), which extracts spectra from raw CCD images and calibrates them. This procedure includes dark and bias subtraction, cosmic ray removal, one-dimensional (1D) spectral extraction, flat-field correction, wavelength calibration, sky subtraction, merging sub-exposures and combining wavelength bands (after flux calibration). Each LAMOST spectrum is the result of combining a certain number of individual sub-exposures ( $\geq 3$ ), and in several cases the targets are observed in different nights. In a second step the 1D pipeline works on spectral type classification (four primary types: star, galaxy, quasar, unknown) and radial velocity (or redshift) measurement for galaxies and quasars. Finally, the LAMOST Stellar Parameter Pipeline (LASP) accurately and automatically determines the fundamental stellar parameters for late A and FGK type stellar spectra (effective temperature  $T_{\text{eff}}$ , surface gravity:  $\log g$ , metallicity  $[\text{Fe}/\text{H}]$ , and radial velocity  $\text{RV}$ ). To that end LASP adopts two consecutively methods – the Cor-

**Table 1.** The selected 2,168 spectra of 1,549 unique LAMOST DR 4 WD+FGK binary candidates (see Figure 1), including coordinates, *GALEX* UV magnitudes, spectral ID identifiers (plate, spectrograph, fibre IDs and modified Julian date MJD), signal-to-noise ratio in different spectral bands and stellar parameters. The “Mag” column provides the optical magnitudes obtained from AAVSO Photometric All Sky Survey DR9 (APASS; Henden et al. 2016), although some entries are obtained from the Catalina Sky Survey (CSS; Drake et al. 2009) or Guiding Star Catalog (GSC). Only for few systems with no available *V* magnitudes we report the *g* magnitude from the Sloan Digital Sky Survey (SDSS; York et al. 2000) or the Xuyi Schmidt Telescope Photometric Survey of the Galactic Anti-center (XSTPS-GAS; Liu et al. 2014; Zhang et al. 2014). The complete table can be found in the electronic version of the paper.

Jname	RA (°)	DEC (°)	FUV (mag)	Err (mag)	NUV (mag)	Err (mag)	Mag (mag)	Err (mag)	Mag from	MJD	Plateid	Spid	Fiberid
J000230.57+155618.1	0.6273770	15.9383670	18.184	0.060	17.632	0.025	13.084	0.015	APASS V	56199	EG000313N173308V_1	01	151
J000232.64+074305.5	0.6360292	7.7182140	17.369	0.045	17.864	0.034	16.770	0.080	CSS V	57309	EG000015N080026M01	04	110
J000243.58+270214.7	0.6816070	27.0374370	19.704	0.121	19.564	0.073	14.660	0.026	APASS V	56648	VB003N26V2	10	134
J000324.28+063732.3	0.8512020	6.6256600	19.531	0.141	17.034	0.027	12.861	0.022	APASS V	56618	EG000954N044957V01	16	031
J000545.12+410828.0	1.4380150	41.1411130	20.647	0.197	18.100	0.019	13.524	0.048	APASS V	56611	VB002N40V3	15	229
J000640.63+024704.9	1.6693030	2.7847050	20.638	0.184	18.941	0.052	15.269	0.093	APASS V	55893	F9302	02	125
J000652.08+012950.4	1.7170400	1.4973470	19.864	0.082	16.831	0.013	11.200	0.171	APASS V	56230	EG001639N015102V01	10	127
J000719.16+261658.2	1.8298700	26.2828580	19.976	0.113	17.511	0.014	11.428	0.092	APASS V	56648	VB003N26V1	10	201
J000752.32+083234.1	1.9680120	8.5428300	18.601	0.089	18.523	0.058	14.932	0.018	APASS V	56919	EG001605N080655B01	14	226
J000920.63+071827.7	2.3359708	7.3077083	20.735	0.150	20.581	0.101	14.744	0.086	APASS V	56618	EG000954N044957B01	11	149
J000920.63+071827.7	2.3359708	7.3077083	20.735	0.150	20.581	0.101	14.744	0.086	APASS V	56919	EG001605N080655B01	10	029

Jname	S/N <sub>u</sub>	S/N <sub>g</sub>	S/N <sub>r</sub>	S/N <sub>i</sub>	S/N <sub>z</sub>	T <sub>eff</sub> (K)	Err (K)	log g (dex)	Err (dex)	[Fe/H] (dex)	Err (dex)
J000230.57+155618.1	8.77	22.23	17.70	6.69	6.43	5982.68	369.96	4.165	0.607	0.144	0.318
J000232.64+074305.5	4.01	13.27	18.65	23.53	12.87	5419.72	309.29	4.493	0.444	-0.726	0.287
J000243.58+270214.7	4.96	29.53	47.19	59.20	36.35	5488.39	123.38	4.550	0.176	0.123	0.115
J000324.28+063732.3	36.03	118.83	147.94	164.79	114.54	6253.46	9.89	4.007	0.013	-0.377	0.009
J000545.12+410828.0	25.94	69.90	62.03	39.39	29.83	6317.23	195.71	4.248	0.464	0.065	0.176
J000640.63+024704.9	6.37	32.87	40.40	45.46	26.42	6419.92	161.80	4.152	0.231	-0.349	0.151
J000652.08+012950.4	10.11	43.87	23.26	21.62	21.37	5787.07	45.47	4.401	0.064	0.348	0.043
J000719.16+261658.2	52.35	171.30	272.97	330.85	245.20	5295.79	5.64	4.412	0.005	-0.035	0.005
J000752.32+083234.1	8.85	68.12	118.39	162.01	113.39	5534.04	39.37	4.225	0.055	-0.216	0.037
J000920.63+071827.7	8.13	60.83	116.79	155.20	109.27	5240.46	43.34	4.502	0.061	-0.424	0.041
J000920.63+071827.7	9.12	57.54	97.22	120.20	74.40	5243.20	48.97	4.514	0.069	-0.437	0.046

relation Function Initial (CFI) value and UlySS (Université de Lyon Spectroscopic analysis Software; Wu et al. 2011). The CFI method is used to produce a set of coarse measurements that serve as initial guesses for UlySS, which then determines the final stellar parameters. By comparing with the estimates from high resolution spectra, the  $T_{\text{eff}}$ ,  $\log g$ , and  $[\text{Fe}/\text{H}]$  determined by LAMP have the external errors  $-47 \pm 95$  K,  $0.03 \pm 0.25$  dex, and  $-0.02 \pm 0.1$  dex respectively (Luo et al. 2015).

The latest data product of LAMOST is Date Release 4 (DR 4), currently only released internally to the Chinese astronomical community<sup>1</sup>. DR 4 includes spectra observed from October 24th, 2011 to June 2nd, 2016 by 3,454 different plates. DR 4 thus contains a total of 7681 185 spectra, of which 6 898 298 are catalogued as stars, 118 743 as galaxies, 41 352 as quasars and 622 792 are unknown objects. Furthermore, in addition to the spectral data and the general catalogue mentioned above, LAMOST DR 4 also contains three catalogues including measured stellar parameters for (1) late A and FGK-type main sequence stars with high quality spectra (4 202 127 entries), (2) A-type main sequence stars (364 600 entries), and (3) M-type main sequence stars (433 247 entries).

### 3 WD+FGK BINARIES IN LAMOST DR 4

WD+FGK binaries are not easy to identify in the optical since the main sequence stars generally outshine the WDs (Rebassa-Mansergas et al. 2010). Hence, UV coverage is required to detect the WD. As we have already mentioned, in Parsons et al. (2016) we developed a method for efficiently identifying WD+FGK binaries based on the following criteria (also illustrated in Figure 1):

$$eFUV \leq 0.2, eNUV \leq 0.2, (FUV - NUV) \leq 4, \quad (1)$$

$$4000 \text{ K} \leq T_{\text{eff}} \leq 7000 \text{ K}, eT_{\text{eff}} \leq 500 \text{ K}, \quad (2)$$

$$T_{\text{eff}} < 8592.91552 - 2747.51667 \times (FUV - NUV) + 2292.51782 \times (FUV - NUV)^2 - 1279.40096 \times (FUV - NUV)^3 + 407.13454 \times (FUV - NUV)^4 - 71.88852 \times (FUV - NUV)^5 + 6.56399 \times (FUV - NUV)^6 - 0.24160 \times (FUV - NUV)^7 \quad (3)$$

$$NUV_{\text{art}} = 0, FUV_{\text{art}} = 0, \quad (4)$$

where  $eFUV$  and  $eNUV$  are the  $NUV$  and  $FUV$  magnitude errors,  $T_{\text{eff}}$  is the effective temperature provided by the LAMOST DR 4 stellar parameter pipeline and  $NUV_{\text{art}}$  and  $FUV_{\text{art}}$  are the  $NUV$  and  $FUV$  artifacts, i.e. we choose only *GALEX* photometry associated to no artifacts. This results

<sup>1</sup> <http://dr4.lamost.org/>

in 2,226 spectra of 1,599 unique main sequence FGK stars being selected as WD+FGK binary candidates (black solid dots in Figure 1) among the 4 202 127 entries in the LAMOST DR 4 late A, FGK-type main sequence stellar parameter catalogue. Visual inspection of the 2,226 selected spectra revealed the typical features of FGK stars in all cases except for seven objects associated to bad quality spectra that we decided to exclude. Moreover, we cross-correlated our list with the *Simbad* catalogue and found: nine eclipsing binaries of W UMa type, one eclipsing main sequence binary, one eclipsing binary of Lyr type, one eclipsing binary of Algol type, two classical cepheids, 26 variable stars of RR Lyr type, one symbiotic star, one red giant branch star, one T Tauri star and three RS CVn binaries. We excluded all these sources from our list except the three RS CVn binaries since, a priori, these systems may contain a WD and a chromospherically active main sequence companion, e.g. V471 Tau (Hussain et al. 2006)<sup>2</sup>. This left us with a total number of 2,168 spectra of 1,549 unique WD+FGK binary candidates. This list includes the 504 LAMOST DR 1 objects we already presented in Parsons et al. (2016) except for 13 sources that were excluded by LAMOST due to pipeline updates. Table 1 includes all the 1,549 objects and the corresponding duplicate spectra, where we also provide coordinates, stellar parameters as obtained from the DR 4 stellar parameters pipeline, *GALEX* and optical magnitudes, spectral ID identifiers, signal-to-noise ratio of the spectra and *Simbad* classification when available. In the following section we present a follow-up radial velocity survey for identifying close binaries among the 1,549 WD+FGK systems.

## 4 OBSERVATIONS

In the previous section we have provided details on our strategy for efficiently identifying WD+FGK binaries. However, it is important to keep in mind that only a fraction of these systems ( $\sim 1/4$ ; see e.g. Willems & Kolb 2004) are expected to have evolved through mass-transfer interactions such as a common envelope phase and become close compact binaries of orbital periods ranging from a few hours to several weeks. In order to identify these close binaries we require radial velocity information, which we obtained from the available LAMOST DR 4 spectra as well as from our own follow-up spectroscopy taken at several different telescopes around the globe (see a log of the observations in Table 2). In the following we describe the spectroscopic observations.

### 4.1 LAMOST DR 4

As mentioned above, the current data product of LAMOST is DR 4, which includes 4 202 127 spectra of late A and FGK main sequence stars with available stellar parameters. Among these we have selected 1,549 as WD+FGK binary candidates (Section 3). The total number of combined available LAMOST spectra for our selected targets is 2,168, or

<sup>2</sup> *Simbad* lists 2, 16 and 6 of our objects as quasars, galaxies and globular clusters, respectively. However, we do not exclude these sources from our list as visual inspection of their LAMOST spectra clearly revealed they are FGK main sequence stars.

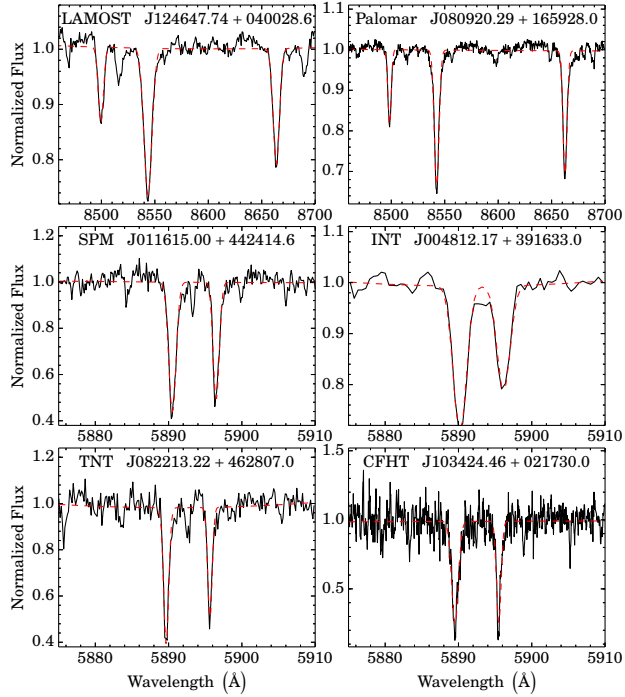
**Table 2.** Log of the observations. We include here only follow-up spectroscopy obtained by our team. The MJD of all LAMOST DR 4 spectra used in this work can be found in Table 1. We indicate the telescopes and the spectrographs used, the resolving powers of the spectra, the type of observation (visitor or service), the date and the number of spectra obtained per night.

Telesc.	Spectrograph	R	Type	Date	#Spectra
Palomar 5.1	DBSP	6,370	Visitor	2014 Jan 19	36
Palomar 5.1	DBSP	6,370	Visitor	2014 Jan 21	9
CFHT	Espadons	68,000	Service	2015 Aug–	48
CFHT	Espadons	68,000	Service	–2016 Jan	
TNT	MRES	15,000	Visitor	2015 Feb 3	5
TNT	MRES	15,000	Visitor	2015 Feb 4	11
TNT	MRES	15,000	Visitor	2015 Feb 5	2
TNT	MRES	15,000	Visitor	2015 Feb 6	1
TNT	MRES	15,000	Visitor	2015 Apr 1	7
TNT	MRES	15,000	Visitor	2015 Apr 2	6
TNT	MRES	15,000	Visitor	2015 May 11	2
TNT	MRES	15,000	Visitor	2015 May 12	4
TNT	MRES	15,000	Visitor	2015 May 13	1
TNT	MRES	15,000	Visitor	2016 Apr 13	7
TNT	MRES	15,000	Visitor	2016 Apr 27	1
TNT	MRES	15,000	Visitor	2016 Apr 28	3
TNT	MRES	15,000	Visitor	2017 Mar 4	6
TNT	MRES	15,000	Visitor	2017 Mar 5	9
TNT	MRES	15,000	Visitor	2017 Mar 6	11
TNT	MRES	15,000	Visitor	2017 Apr 27	3
TNT	MRES	15,000	Visitor	2017 Apr 29	1
TNT	MRES	15,000	Visitor	2017 Apr 30	4
INT	IDS	6,600	Visitor	2016 Jan 23	15
INT	IDS	6,600	Visitor	2016 Jan 24	19
INT	IDS	6,600	Visitor	2016 Jan 25	26
INT	IDS	6,600	Visitor	2016 Nov 15	1
INT	IDS	6,600	Visitor	2016 Nov 16	20
INT	IDS	6,600	Visitor	2016 Nov 19	12
INT	IDS	6,600	Visitor	2016 Nov 20	8
INT	IDS	6,600	Visitor	2016 Nov 21	15
INT	IDS	6,600	Service	2016 Nov 18	9
INT	IDS	6,600	Service	2016 Nov 19	26
SPM 2.1	Echelle	20,000	Visitor	2015 Dec 5	9
SPM 2.1	Echelle	20,000	Visitor	2015 Dec 6	18
SPM 2.1	Echelle	20,000	Visitor	2015 Dec 7	12
TNG	HARPS-N	115,000	Visitor	2017 Jan 1	25
TNG	HARPS-N	115,000	Visitor	2017 Jan 2	25
TNG	HARPS-N	115,000	Visitor	2017 Jan 3	24
TNG	HARPS-N	115,000	Visitor	2017 Jan 4	23

5,357 if we take into account the individual sub-exposures of each combined spectrum. We also cross-correlated our list of LAMOST WD+FGK binaries with the spectroscopic data base of the Sloan Digital Sky Survey (SDSS; York et al. 2000) data release 12, which resulted in 88 additional spectra for 21 of our targets. The resolving power of both LAMOST and SDSS spectra is  $R \sim 1,800$ .

### 4.2 Palomar Hale Telescope

Follow-up spectroscopy for 44 WD+FGK binaries was obtained during two nights from the 5.1-meter Palomar Hale Telescope in 2014, January 19 and 21 (Table 2) at Palomar Observatory in north San Diego County, California, USA. Two different gratings were used, the 1,200 lines  $\text{mm}^{-1}$  and 600 lines  $\text{mm}^{-1}$ , providing spectra of the red and blue arms



**Figure 2.** Fits (red dashed lines) to the Ca II triplet at  $\sim 8,500\text{\AA}$  and the Na I doublet at  $\sim 5,800\text{\AA}$  (black solid lines) for measuring the radial velocities. The telescopes used and object names are indicated in each panel.

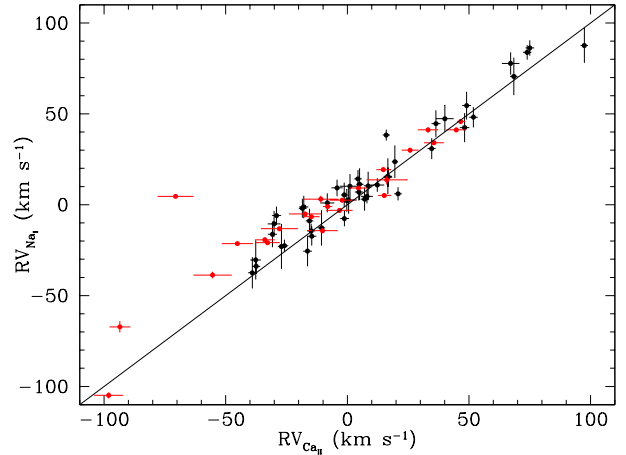
respectively. For this the double spectrograph (DBSP), together with a 1-arcsec width long-slit were used. Arc spectra were taken at the beginning of the nights and we used the sky lines to account the flexure of the instrument (note that we only made use of the red arm spectra to measure the radial velocities). The resolving power was 6,370 in the red arm covering the  $\sim 7,600\text{--}9,300\text{\AA}$  wavelength range. The blue arm had a resolving power of 1,380, ranging  $\sim 3,500\text{--}6,500\text{\AA}$ .

### 4.3 Isaac Newton Telescope

Eight nights in December 2014, January 2016 and November 2016 plus four hours of service mode observations in November 2016 (Table 2) at the the Isaac Newton Telescope (INT) in Roque de los Muchachos Observatory at La Palma, Spain provided follow-up spectroscopy for 47 WD+FGK binaries. The spectra were obtained from the 1200Y grating. A 1-arcsec wide long-slit together with the IDS (Intermediate Dispersion Spectrographs) were used throughout the whole observations. The spectra covered the  $\sim 5,100\text{--}6,400\text{\AA}$  wavelength range at a resolving power of 6,600. One arc spectrum was taken at the beginning each night. We calibrated the spectra using the single arc spectrum and adjusted their calibration using the night sky emission lines.

### 4.4 Canada-France-Hawaii Telescope

The Canada-France-Hawaii Telescope (CFHT) provided follow-up spectroscopy for 25 WD+FGK binaries. The observations were carried in service mode from August 2015 to



**Figure 3.** Comparison of the radial velocities measured from the Na I absorption doublet at  $\sim 5,800\text{\AA}$  and from the Ca II absorption triplet at  $\sim 8,500\text{\AA}$  of the same low-resolution LAMOST (black) and high-resolution CFHT (red) spectra of 45 and 24 WD+FGK binaries, respectively.

January 2016 (Table 2) at Mauna Kea Observatory, Hawaii, USA. For this a 1.6 arcsec aperture hole was used together with the Espadons (Echelle SpectroPolarimetric Device for the Observation of Stars) spectrograph. The spectra covered the entire optical wavelength range at a resolving power of 68,000. Arc spectra were obtained before each science spectrum.

### 4.5 Thai National Telescope

Additional follow-up spectroscopy for 30 WD+FGK binaries were obtained from the Thai National Telescope (TNT) at the Thai National Observatory in Thailand during 20 nights spread between 2015 and 2017 (see Table 2). Using a 1.4-arcsec slit width, the light was redirected to the Middle Resolution fiber-fed Echelle Spectrograph (MRES). The resulting spectra covered the  $3,900\text{--}8,800\text{\AA}$  wavelength range at a resolving power of 15,000. Arc spectra were taken at the beginning of each night and we used the sky lines to account for the flexure of the spectrograph.

### 4.6 San Pedro Mártir 2.12m Telescope

Follow-up spectroscopy of 5 WD+FGK binaries was obtained during a run in 2015 December 5, 6 and 7 (see Table 2) using the Echelle spectrograph attached to the 2.12m telescope at San Pedro Mártir Observatory in Baja California, México. We used a slit width of 2.8 arcsec, resulting in  $3,650\text{--}7,300\text{\AA}$  wavelength coverage at a resolving power  $R \sim 20,000$ . Arc spectra were obtained before and after each object.

### 4.7 Telescopio Nazionale Galileo

Four nights of observations were carried out at the Telescopio Nazionale Galileo in June 2017 (see Table 2), providing follow-up spectroscopy of 45 additional WD+FGK

**Table 3.** The radial velocities of the 1,453 LAMOST WD+FGK binary candidates. The Heliocentric Julian Dates (HJD) and telescopes used for obtaining the spectra are also listed. “-9999” indicates that no radial velocity is available. The complete table can be found in the electronic version of the paper.

Name	HJD (days)	RV (km s <sup>-1</sup> )	Err (km s <sup>-1</sup> )	Telescope
J000230.57+155618.1	2456199.15371	-24.45	11.64	LAMOST
J000230.57+155618.1	2456199.16547	-16.71	13.52	LAMOST
J000232.64+074305.5	2457309.07594	-9999	-9999	LAMOST
J000232.64+074305.5	2457309.09912	-9999	-9999	LAMOST
J000232.64+074305.5	2457309.12228	-9999	-9999	LAMOST
J000243.58+270214.7	2456647.98403	-23.47	11.62	LAMOST
J000243.58+270214.7	2456647.99553	-29.21	10.97	LAMOST
J000243.58+270214.7	2456648.00691	-23.53	10.70	LAMOST
J000324.28+063732.3	2456618.03752	88.30	10.26	LAMOST
J000324.28+063732.3	2456618.04911	85.30	10.29	LAMOST

binaries. We used the HARPS-N (High Accuracy Radial velocity Planet Searcher – North) spectrograph equipped and the 1arcsec fibre, resulting in the wavelength coverage of  $\sim 3,800\text{--}6,900\text{ \AA}$ . The resolving power of HARPS-N is 115000. We used a second fibre to obtain arc lamp spectra that were then used to establish a generic pixel-wavelength relation.

## 5 RADIAL VELOCITIES

Including all LAMOST DR 4, SDSS DR 12 and our own follow-up spectroscopy we have at hand a total of 5,885 spectra for 1,453 WD+FGK binary candidates. We made use of these spectra to measure the radial velocities of our WD+FGK binaries as follows (the radial velocities are provided in Table 3).

We followed the method described by [Rebassa-Mansergas et al. \(2008\)](#) and [Ren et al. \(2013\)](#) to fit the Na I doublet at  $\sim 5,800\text{ \AA}$  arising from all spectra obtained from our INT, SPM, CFHT and TNT observations (Table 2). To that end we used a combination of a second order polynomial and a double-Gaussian profile.

We used the same approach as above described for measuring the radial velocities from the LAMOST and SDSS spectra. However, we noted that in most cases the Na I doublet profile was poorly sampled thus resulting in radial velocities associated to large uncertainties. We hence searched for common, clean and sufficiently resolved atmospheric features typical of F, G and K stars (we remind the reader that the WD features are not visible in the optical spectra of WD+FGK binaries) and found that the Ca II triplet at  $\sim 8,500\text{ \AA}$  was the most frequently visible, cleanest and strongest. We hence measured the LAMOST and SDSS radial velocities fitting the Ca II absorption triplet with a combination of a second order polynomial and a triple-Gaussian profile of fixed separations. We used the same approach to measure the radial velocities from the red-arm spectra of our Palomar data since the blue-arm spectra covering other features such as the Na I doublet at  $\sim 5,800\text{ \AA}$  were not sufficiently resolved due to the low resolving power ( $R = 1,380$ , see Section 4.2). A few examples of double and triple Gaussian fits to the Ca II and Na I profiles are shown in Figure 4.

Finally, we used the HARPS-N pipeline ([Lovis & Pepe](#)

2007) that makes use of the cross-correlation function ([Queloz 1995](#)) to derive the radial velocities from the spectra obtained from our TNG observations.

## 6 IDENTIFICATION OF CLOSE WD+FGK BINARIES

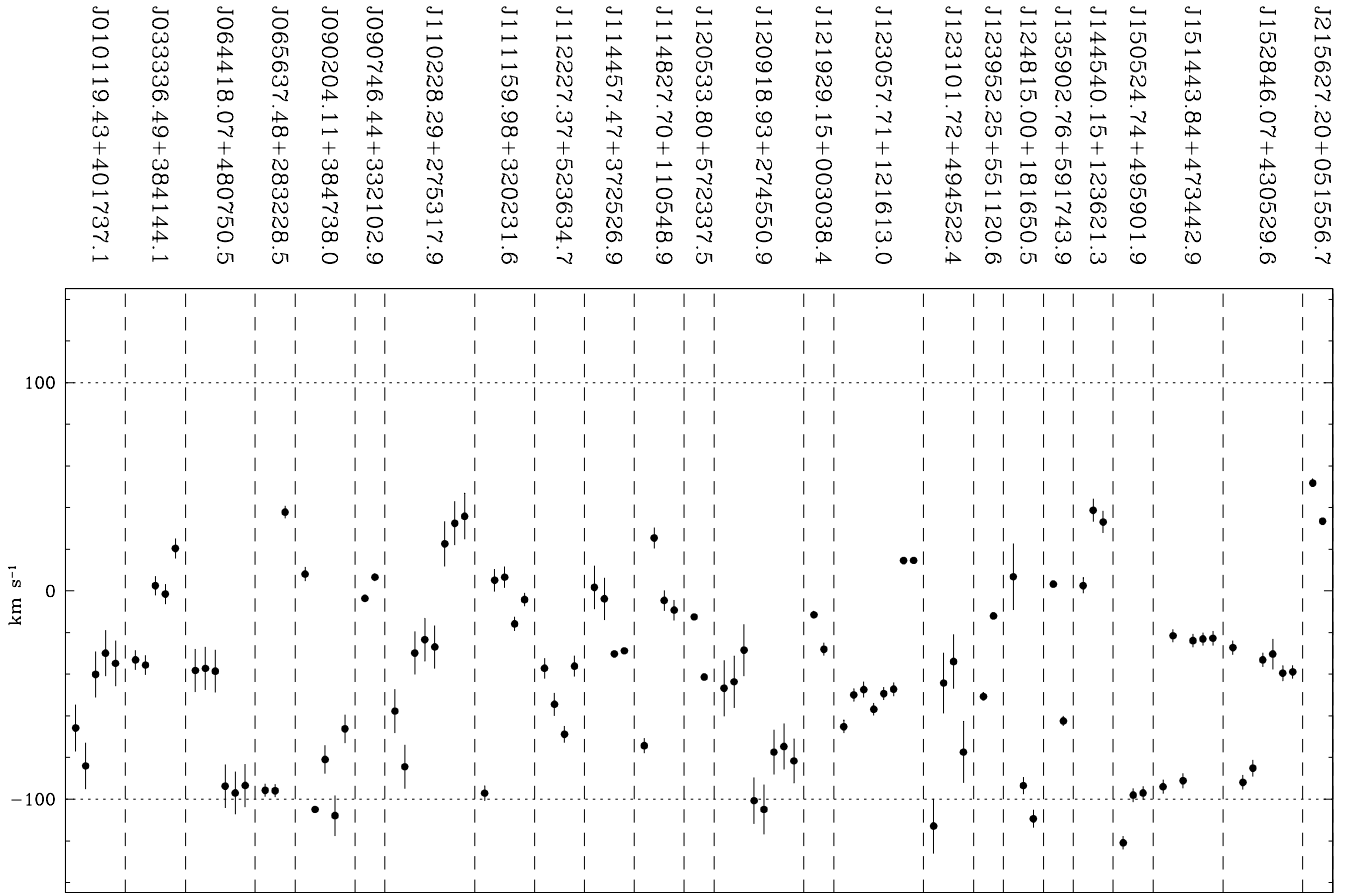
We identified close WD+FGK binaries via a radial velocity analysis based on multi-epoch spectroscopy. That is, we considered a system to be a close binary if we detected significant ( $> 3\sigma$ ) radial velocity variation. To that end we combined all available radial velocities for each object, independently on the resolution of the spectra from which they were measured<sup>3</sup>. However, it is important to keep in mind that we measured the radial velocities adopting three different methods depending on the data (Section 5), i.e. fitting the Ca II triplet at  $\sim 8,500\text{ \AA}$ , fitting the Na I doublet at  $\sim 5,800\text{ \AA}$  or applying the cross-correlation function (see Section 5). Whilst both the cross-correlation function and the Ca II triplet fitting technique have been proven to yield precise radial velocities – see [Queloz \(1995\)](#) and [Kunder et al. \(2017\)](#), respectively – the Na I doublet profile at  $\sim 5,800\text{ \AA}$  may be affected by interstellar absorption ([Welsh et al. 2010](#)). In order to explore possible effects of the interstellar absorption on the measurement of Na I radial velocities, we compare in Figure 3 the Ca II absorption triplet and the Na I absorption doublet radial velocities measured from 45 LAMOST high signal-to-noise ratio spectra ( $>300$ )<sup>4</sup> and 24 CFHT spectra of unique objects. It becomes obvious by looking at the figure that the radial velocities are in relatively good agreement, although discrepancies arise for some systems. Hence, in cases where a given WD+FGK binary has available radial velocities measured from both line profiles, we decide to not to combine them in order to search for radial velocity variations. Moreover, we only consider those values with uncertainties below  $20\text{ km s}^{-1}$ . This exercise results in 24 systems displaying more than  $3\sigma$  radial velocity variation that we classify as close binaries. The radial velocities of the 24 objects are displayed in Figure 4, where we also include the objects names. It is worth mentioning that one of our identified close binaries is classified as an RS CVn binary by *Simbad* (J033336.49+384144.1, with an orbital period of 2.85 days; [Drake et al. 2014](#)).

## 7 DISCUSSION

In the previous section we identified 24 WD+FGK binaries displaying significant radial velocity variations. The number of systems with at least two available radial velocities that

<sup>3</sup> The timescale in which we detect radial velocity variations varies from system to system, ranging from one day to  $\sim 3$  years. The reason for this is twofold. Firstly, observations were done in both visitor and service mode (with service mode observations obviously spanning a wider time range), and secondly we observed some systems with the same telescope (e.g., TNT and INT) in different years.

<sup>4</sup> The Na I doublet is poorly sampled by the low-resolution LAMOST spectra, hence we require high signal-to-noise ratio for reducing the radial velocity uncertainties.



**Figure 4.** The radial velocities measured for the 24 WD+FGK binaries that display significant ( $> 3\sigma$ ) radial velocity variation. The object names are provided in the top.

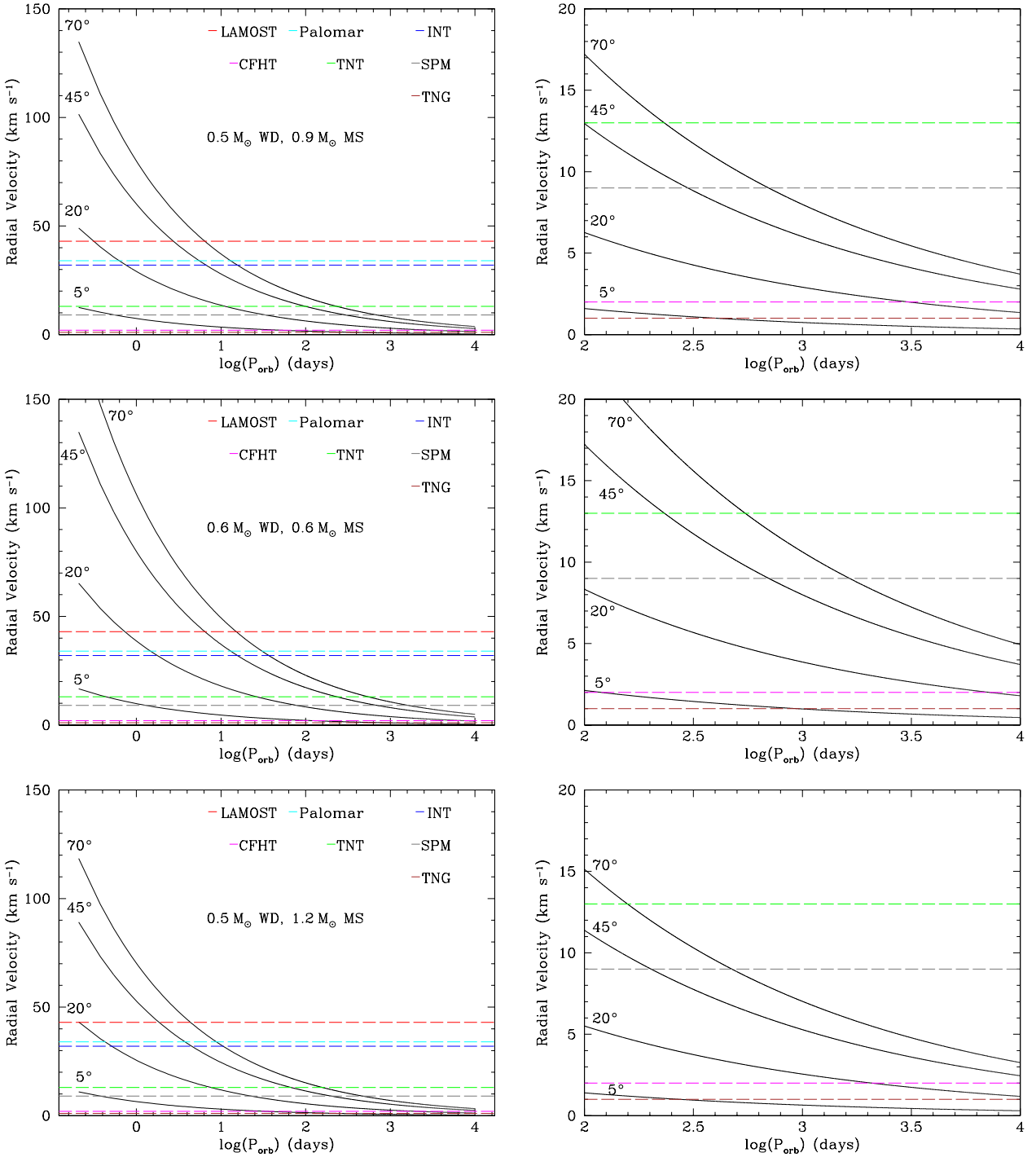
do not display radial velocity variation is 1,402, which, at face value, yields a close binary fraction of  $\sim 1.5$  per cent. However, this value is misleading due to the following reasons.

First, in  $\sim 70$  per cent of the cases the available radial velocities are obtained during the same night, which decreases considerably the probability of detecting close binaries with orbital periods longer than one day. If we consider only WD+FGK systems with available radial velocities measured from spectra taken separated by at least one night, then the number of systems displaying and not displaying more than  $3\sigma$  radial velocity variations are 24 and 395 respectively, i.e. a revised close binary fraction of  $\sim 6$  per cent.

Second, low-inclination systems and systems with long orbital periods are harder to identify. This is not only because the detection probability decreases (see e.g. [Nebot Gómez-Morán et al. 2011](#)) but also because the radial velocity amplitudes of such systems are generally lower, hence higher resolution spectra are needed to derive radial velocities with lower uncertainties suitable for detecting small variations. This effect is important here since we used a wide variety of telescopes and instruments of resolving powers ranging from 1,800 (LAMOST) to 115,000 (TNG/HARPS). In order to quantify this effect we consider a binary formed by a WD of  $0.5M_{\odot}$  – a typi-

cal value for WDs in close WD plus main sequence binaries that evolved through mass transfer episodes, see [Rebassa-Mansergas et al. \(2011\)](#) – and a secondary star mass of  $0.9M_{\odot}$  (which corresponds to a spectral type of  $\sim G5$ , the median value in our sample). Assuming orbital inclinations of 5, 20, 45 and 70 degrees we calculate the semi-amplitude velocities of the main sequence stars employing the third law of Kepler for orbital periods up to 10,000 days. This is illustrated in the top panels of Figure 5 (black solid curves). We then consider the  $3\sigma$  radial velocity variations that each combination of telescope/instrument used in this work is able to detect. We do this assuming a radial velocity error of 10 per cent the spectral resolution. The results are shown in the top panels of Figure 5 as dashed horizontal lines. Inspecting the figures it can be clearly seen that the LAMOST data are inefficient at detecting close binaries with orbital inclinations below 20 degrees, but that close binaries with higher inclinations should be detected up to orbital periods of  $\sim 3$  days for an inclination of 45 degrees and  $\sim 6$  days for an inclination of 70 degrees (assuming that the spectra are obtained sufficiently separated to avoid sampling similar orbital phases, see next paragraph). The orbital period limits increase for the INT and Palomar data, where we expect to be able to identify all close WD+FGK binaries with orbital periods up to  $\sim 8.5$  days and orbital inclinations higher than 70 degrees. From our higher resolution spectra we expect to





**Figure 5.** In black solid lines we represent the semi-amplitude radial velocities of the main sequence stars in WD+FGK binaries formed by a  $0.5 M_{\odot}$  WD and a  $0.9 M_{\odot}$  main sequence star (top panels), a  $0.6 M_{\odot}$  WD and a  $0.6 M_{\odot}$  main sequence star (middle panels) and a  $0.5 M_{\odot}$  WD and a  $1.2 M_{\odot}$  main sequence (bottom panels) as a function of orbital period for the assumed inclinations of 5, 20, 45 and 70 degrees. The right panels are simply a zoom in to the longer orbital periods considered. The horizontal dashed lines indicate the  $3\sigma$  radial velocity variation that the telescopes/instruments used in this work can detect. As expected, the  $3\sigma$  radial velocity variation decreases for increasing values of the spectral resolution.

able to identify all close WD+FGK binaries with orbital periods up to 100 days (CFHT) and 300 days (TNG) at orbital inclinations  $\gtrsim 5$  degrees (again assuming that the spectra are taken at different orbital phases). These orbital period limits rely entirely on the assumption of a  $0.5 M_{\odot}$  WD and a

$0.9 M_{\odot}$  main sequence star (the most likely binary pair to be found among our sample of WD+FGK binaries), but of course many other combinations are possible. For completeness, we show two more examples in Figure 5, middle ( $0.6 M_{\odot}$  WD and a  $0.6 M_{\odot}$  main sequence star) and bottom ( $0.5 M_{\odot}$

WD and a  $1.2M_{\odot}$  main sequence star) panels. One can see that, although the orbital period limits change from one case to another, the overall results are unchanged, i.e. the higher resolution data are more suitable to detect longer orbital period and/or lower inclination systems. Thus, if we only take into account WD+FGK systems with available radial velocities separated by more than one night and observed by the CFHT and TNG telescopes (our higher resolution data), the number of systems displaying and not displaying radial velocity variations is 6 and 58, i.e. a close binary fraction of  $\sim 10$  per cent.

Third, we need to take into account that the radial velocity values of a given system may be taken at the same orbital phase, which implies that some objects we catalogue as WD+FGK binaries that did not interact in their past are in fact close binaries. Moreover, it is important to keep in mind that, although our methodology for selecting WD+FGK systems based on *GALEX* colours is efficient – see Section 3 – the probability exists that we are selecting other kind of astronomical objects such as e.g. active main sequence stars (Smith et al. 2014) or RR Lyrae (Section 3). Quantifying the contamination from other sources in our sample requires UV spectra of a large number of sources to visually test the presence of the WD. The fact that we clearly observed the WD features in the Hubble Space Telescope of nine objects in our sample seems to indicate that the contamination should be small (Parsons et al. 2016).

Because of these reasons, the close binary fraction of  $\sim 10$  per cent should be taken as preliminary. This value is considerably lower than the the close binary fraction resulting from our analysis of WDs in orbits with M dwarf companions (WD+M binaries) ( $\sim 25$  per cent Nebot Gómez-Morán et al. 2011). This is likely because the WD+M sample contains fully convective stars for which magnetic braking is expected to be largely reduced (Reiners & Basri 2009; Morin et al. 2010). Hence, angular momentum loss is much more inefficient at bringing these (WD+M) binary components together for initiating a semi-detached phase (Politano & Weiler 2006; Schreiber et al. 2010; Rebassa-Mansergas et al. 2013; Zorotovic et al. 2016). In other words, we expect a larger fraction of WD+FGK binaries to have become semi-detached than WD+M systems, in line with the observed close binary fractions. An additional possibility may be that close WD+FGK systems emerge from common envelope at longer periods (weeks/months) than WD+M systems, hence they are harder to identify (especially by our lower resolution data). This would imply a higher common envelope efficiency for the WD+FGK systems. Indeed, this seems to be the case for the two long-orbital period WD+FGK binaries studied by Zorotovic et al. (2014).

## 8 CONCLUSIONS

With the aim of testing the importance of the single- and double-degenerate channels for Type Ia supernovae (SN Ia) we have started an observing campaign dedicated to identify detached close WD+FGK binaries and to measure their orbital periods and component masses. With these data at hand we will be able to predict what systems will initiate a phase of thermal-timescale mass transfer and thus

become super-soft sources and potential single-degenerate SN Ia progenitors, and what binaries will evolve through a second common envelope phase and form double white dwarfs, i.e. potential double-degenerate SN Ia progenitors. In this paper, the second of a series of publications, we identified 1,549 WD+FGK binary candidates from the data release 4 of LAMOST and presented follow-up spectroscopy of 1,453 of them. Analysing the radial velocities we have detected 24 close binaries displaying significant radial velocity variation and calculated a preliminary close binary fraction among WD+FGK systems of  $\sim 10$  per cent. We have also shown that high-resolution spectra are needed to efficiently identify lower inclination ( $\lesssim 5$  degrees) and/or longer orbital period systems ( $\gtrsim 100$  days; in these cases service mode observations are additionally required). This is important for detecting WD+FGK systems that will evolve through a second common envelope phase and avoid merging to thus become double-degenerate SN Ia progenitors candidates. In a forthcoming publication we will present additional follow-up observations of WD+FGK binaries identified by the RAVE survey in the southern hemisphere as well as our first orbital periods measured.

## ACKNOWLEDGMENTS

This research has been funded by the AGAUR, by MINECO grants AYA2014-59084-P (ARM, EGB) and AYA2014-55840-P (EV), by the Young Researcher Grant of National Astronomical Observatories, Chinese Academy of Sciences (JJR), by the Key Basic Research Program of China (XL; 2014CB845700), by the Leverhulme Trust (SGP), by the European Research Council under the European Union’s Seventh Framework Programme (BTG; FP/2007-2013)/ERC Grant Agreement n.320964 (WDTracer) and by Milenium Science Initiative, Chilean Ministry of Economy, Nucleus P10-022-F (MRS).

This work has made use of data products from the Guoshoujing Telescope (the Large Sky Area Multi-Object Fibre Spectroscopic Telescope, LAMOST). LAMOST is a National Major Scientific Project built by the Chinese Academy of Sciences. Funding for the project has been provided by the National Development and Reform Commission. LAMOST is operated and managed by the National Astronomical Observatories, Chinese Academy of Sciences.

Based on observations performed at the Palomar Hale Telescope (time obtained through Chinese Telescope Access Program, 2013B-20), the Isaac Newton Telescope (programs 2014B-80, 2015B-7, 2016B-33), the Canada France Hawaii Telescope (time obtained through Chinese Telescope Access Program, 2015B-27), the Thai National Telescope, the 2.12 m telescope in San Pedro Mártir Observatory and the Telescopio Nazionale Galileo (program CAT17A-5).

## REFERENCES

- Astier, P., Pain, R., 2012, *Comptes Rendus Physique*, 13, 521
- Aznar-Siguán, G., García-Berro, E., Lorén-Aguilar, P., José, J., Isern, J., 2013, *MNRAS*, 434, 2539
- Bours, M. C. P., Toonen, S., Nelemans, G., 2013, *A&A*, 552, A24
- Carlin, J. L., et al., 2012, *Research in Astronomy and Astrophysics*, 12, 755

- Chen, L., et al., 2012, *Research in Astronomy and Astrophysics*, 12, 805
- Cui, X.-Q., et al., 2012, *Research in Astronomy and Astrophysics*, 12, 1197
- Deng, L.-C., et al., 2012, *Research in Astronomy and Astrophysics*, 12, 735
- Di Stefano, R., 2010, *ApJ*, 712, 728
- Drake, A. J., et al., 2009, *ApJ*, 696, 870
- Drake, A. J., et al., 2014, *ApJS*, 213, 9
- Fink, M., Hillebrandt, W., Röpke, F. K., 2007, *A&A*, 476, 1133
- Fujimoto, M. Y., 1982, *ApJ*, 257, 752
- Gal-Yam, A., Maoz, D., 2004, *MNRAS*, 347, 942
- Gänsicke, B. T., et al., 2003, *ApJ*, 594, 443
- García-Berro, E., Soker, N., Althaus, L. G., Ribas, I., Morales, J. C., 2016, *New Astron.*, 45, 7
- García-Berro, E., et al., 2012, *ApJ*, 749, 25
- González Hernández, J. I., Ruiz-Lapuente, P., Taberner, H. M., Montes, D., Canal, R., Méndez, J., Bedin, L. R., 2012, *Nature*, 489, 533
- Hachisu, I., Kato, M., Saio, H., Nomoto, K., 2012, *ApJ*, 744, 69
- Hamers, A. S., Pols, O. R., Claeys, J. S. W., & Nelemans, G., 2013, *MNRAS*, 430, 2262
- Hamuy, M., et al., 2003, *Nature*, 424, 651
- Han, Z. and Podsiadlowski, P., 2004, *MNRAS*, 350, 1301
- Henden, A. A., Templeton, M., Terrell, D., Smith, T. C., Levine, S., Welch, D., 2016, *VizieR Online Data Catalog*, 2336
- Howell, D. A., 2011, *Nature Communications*, 2, 350
- Hoyle, F., & Fowler, W. A. 1960, *ApJ*, 132, 565
- Hussain, G. A. J., Allende Prieto, C., Saar, S. H., Still, M., 2006, *MNRAS*, 367, 1699
- Iben, Jr., I., Tutukov, A. V., 1984, *ApJS*, 54, 335
- Iben, I., J., 1982, *ApJ*, 259, 244
- Idan, I., Shaviv, N. J., Shaviv, G., 2012, in *Journal of Physics Conference Series*, vol. 337 of *Journal of Physics Conference Series*, p. 012051
- Ilkov, M., Soker, N., 2012, *MNRAS*, 419, 1695
- Ilkov, M., Soker, N., 2013, *MNRAS*, 428, 579
- Jiménez, N., Tissera, P. B., Matteucci, F., 2015, *ApJ*, 810, 137
- Kashi, A., Soker, N., 2011, *MNRAS*, 417, 1466
- Katz, B., Dong, S., & Malhotra, R. 2011, *Physical Review Letters*, 107, 181101
- Kordopatis, G., et al., 2013, *AJ*, 146, 134
- Kromer, M., Sim, S. A., Fink, M., Röpke, F. K., Seitenzahl, I. R., Hillebrandt, W., 2010, *ApJ*, 719, 1067
- Kunder, A., et al., 2017, *AJ*, 153, 75
- Kushnir, D., Katz, B., Dong, S., Livne, E., Fernández, R., 2013, *ApJ*, 778, L37
- Linden, S., Virey, J.-M., Tilquin, A., 2009, *A&A*, 506, 1095
- Liu, X.-W., et al., 2014, in Feltzing, S., Zhao, G., Walton, N. A., Whitelock, P., eds., *IAU Symposium*, vol. 298 of *IAU Symposium*, p. 310
- Liu, Z.-W., Stancliffe, R. J., 2016, *MNRAS*, 459, 1781
- Livio, M., Riess, A. G., 2003, *ApJ*, 594, L93
- Livne, E., & Arnett, D. 1995, *ApJ*, 452, 62
- Lorén-Aguilar, P., Isern, J., García-Berro, E., 2010, *MNRAS*, 406, 2749
- Lovis, C., Pepe, F., 2007, *A&A*, 468, 1115
- Luo, A.-L., et al., 2012, *Research in Astronomy and Astrophysics*, 12, 1243
- Luo, A.-L., et al., 2015, *Research in Astronomy and Astrophysics*, 15, 1095
- Maoz, D., Badenes, C., 2010, *MNRAS*, 407, 1314
- Maoz, D., Sharon, K., Gal-Yam, A., 2010, *ApJ*, 722, 1879
- Martin, D. C., et al., 2005, *ApJ*, 619, L1
- Morin, J., Donati, J.-F., Petit, P., Delfosse, X., Forveille, T., Jardine, M. M., 2010, *MNRAS*, 407, 2269
- Nebot Gómez-Morán, A., et al., 2011, *A&A*, 536, A43
- Nielsen, M. T. B., Nelemans, G., Voss, R., Toonen, S., 2014, *A&A*, 563, A16
- Nomoto, K., 1982, *ApJ*, 253, 798
- Nomoto, K., Iben, Jr., I., 1985, *ApJ*, 297, 531
- Olling, R. P., et al., 2015, *Nature*, 521, 332
- Parsons, S. G., Rebassa-Mansergas, A., Schreiber, M. R., Gänsicke, B. T., Zorotovic, M., Ren, J. J., 2016, *MNRAS*, 463, 2125
- Parsons, S. G., et al., 2015a, *MNRAS*, 449, 2194
- Parsons, S. G., et al., 2015b, *MNRAS*, 452, 1754
- Perlmutter, S., Aldering, G., Goldhaber, G., et al. 1999, *ApJ*, 517, 565
- Phillips, M. M. 1993, *ApJ*, 413, L105
- Politano, M., Weiler, K. P., 2006, *ApJ*, 641, L137
- Queloz, D., 1995, in Philip, A. G. D., Janes, K., Uggren, A. R., eds., *New Developments in Array Technology and Applications*, vol. 167 of *IAU Symposium*, p. 221
- Raskin, C., Timmes, F. X., Scannapieco, E., Diehl, S., Fryer, C., 2009, *MNRAS*, 399, L156
- Rebassa-Mansergas, A., Gänsicke, B. T., Schreiber, M. R., Koester, D., Rodríguez-Gil, P., 2010, *MNRAS*, 402, 620
- Rebassa-Mansergas, A., Nebot Gómez-Morán, A., Schreiber, M. R., Girven, J., Gänsicke, B. T., 2011, *MNRAS*, 413, 1121
- Rebassa-Mansergas, A., Schreiber, M. R., Gänsicke, B. T., 2013, *MNRAS*, 429, 3570
- Rebassa-Mansergas, A., Parsons, S. G., Copperwheat, C. M., Justham, S., Gänsicke, B. T., Schreiber, M. R., Marsh, T. R., Dhillon, V. S., 2014, *ApJ*, 790, 28
- Rebassa-Mansergas, A., et al., 2008, *MNRAS*, 390, 1635
- Reiners, A., Basri, G., 2009, *A&A*, 496, 787
- Ren, J., Luo, A., Li, Y., Wei, P., Zhao, J., Zhao, Y., Song, Y., Zhao, G., 2013, *AJ*, 146, 82
- Riess, A. G., et al., 1998, *AJ*, 116, 1009
- Rosswoog, S., Kasen, D., Guillochon, J., Ramirez-Ruiz, E., 2009, *ApJ*, 705, L128
- Santander-García, M., Rodríguez-Gil, P., Corradi, R. L. M., Jones, D., Miszalski, B., Boffin, H. M. J., Rubio-Díez, M. M., Kotze, M. M., 2015, *Nature*, 519, 63
- Schenker, K., King, A. R., Kolb, U., Wynn, G. A., Zhang, Z., 2002, *MNRAS*, 337, 1105
- Schmidt, B. P., Suntzeff, N. B., Phillips, M. M., et al. 1998, *ApJ*, 507, 46
- Schreiber, M. R., et al., 2010, *A&A*, 513, L7+
- Shappee, B. J., et al., 2016, *ApJ*, 826, 144
- Shara, M. M., Prialnik, D., Shaviv, G., 1977, *A&A*, 61, 363
- Shen, K. J., Bildsten, L., Kasen, D., Quataert, E., 2012, *ApJ*, 748, 35
- Smith, M. A., Bianchi, L., Shiao, B., 2014, *AJ*, 147, 159
- Soker, N., Kashi, A., García-Berro, E., Torres, S., Camacho, J., 2013, *MNRAS*, 431, 1541
- Soker, N., García-Berro, E., & Althaus, L. G. 2014, *MNRAS*, 437, L66
- Thompson, T. A., 2011, *ApJ*, 741, 82
- Thorstensen, J. R., Fenton, W. H., Patterson, J., Kemp, J., Halpern, J., Baraffe, I., 2002, *PASP*, 114, 1117
- Totani, T., Morokuma, T., Oda, T., Doi, M., Yasuda, N., 2008, *PASJ*, 60, 1327
- Tutukov, A. V., Yungelson, L. R., 1981, *Nauchnye Informatsii*, 49, 3
- van den Heuvel, E. P. J., Bhattacharya, D., Nomoto, K., Rappaport, S. A., 1992, *A&A*, 262, 97
- van Rossum, D. R., Kashyap, R., Fisher, R., Wollaeger, R. T., García-Berro, E., Aznar-Siguán, G., Ji, S., Lorén-Aguilar, P., 2016, *ApJ*, 827, 128
- Voss, R., Nelemans, G., 2008, *Nature*, 451, 802
- Wang, B., Han, Z., 2012, *New Astron. Rev.*, 56, 122
- Webbink, R. F., 1984, *ApJ*, 277, 355

- Welsh, B. Y., Lallement, R., Vergely, J.-L., Raimond, S., 2010, *A&A*, 510, A54
- Whelan, J., Iben, Jr., I., 1973, *ApJ*, 186, 1007
- Willems, B., Kolb, U., 2004, *A&A*, 419, 1057
- Wolf, W. M., Bildsten, L., Brooks, J., Paxton, B., 2013, *ApJ*, 777, 136
- Woosley, S. E., & Weaver, T. A. 1994, *ApJ*, 423, 371
- Wu, Y., Singh, H. P., Prugniel, P., Gupta, R., Koleva, M., 2011, *A&A*, 525, A71
- Xiang, M.-S., et al., 2017a, *MNRAS*, 464, 3657
- Xiang, M.-S., et al., 2017b, *MNRAS*, 467, 1890
- York, D. G., et al., 2000, *AJ*, 120, 1579
- Yuan, H.-B., et al., 2015, *MNRAS*, 448, 855
- Yungelson, L. R., Kuranov, A. G., 2017, *MNRAS*, 464, 1607
- Zhang, H.-H., Liu, X.-W., Yuan, H.-B., Zhao, H.-B., Yao, J.-S., Zhang, H.-W., Xiang, M.-S., Huang, Y., 2014, *Research in Astronomy and Astrophysics*, 14, 456
- Zhao, G., Zhao, Y.-H., Chu, Y.-Q., Jing, Y.-P., Deng, L.-C., 2012, *Research in Astronomy and Astrophysics*, 12, 723
- Zorotovic, M., Schreiber, M. R., Gänsicke, B. T., 2011, *A&A*, 536, A42
- Zorotovic, M., Schreiber, M. R., Parsons, S. G., 2014, *A&A*, 568, L9
- Zorotovic, M., et al., 2016, *MNRAS*, 457, 3867