

Decay constants of pseudoscalar and vector B and D mesons in the light-cone quark model

Nisha Dhiman and Harleen Dahiya

Department of Physics, Dr. B. R. Ambedkar

National Institute of Technology, Jalandhar-144011

Abstract

We have studied the decay constants of the pseudoscalar and the vector B and D mesons in the framework of the light-cone quark model. We have applied a variational method to the relativistic Hamiltonian with the Gaussian-type trial wave function to obtain the values of the scale parameter β in different potential models. Furthermore, using the known values of the constituent quark masses of u , d , s , c and b quarks, we have obtained the numerical results for the decay constants. We have also compared our results with the other theoretical calculations and the existing experimental results. The present work predictions have many phenomenological applications in the domain of CP violation and also in the determination of the CKM matrix elements.

I. INTRODUCTION

From the past few decades, a lot of theoretical and experimental efforts have been made for improving the understanding of the decay constants of heavy mesons [1]. Experimentally, new data on the bottom and charmed mesons decay constants (f_B , f_D & f_{D_s}) has been reported [2]. The study of decay constants of heavy mesons with c and b quarks is very important, since it provides a direct source of information on the Cabibbo-Kobayashi-Maskawa (CKM) matrix elements which describe the couplings of the third generation of quarks to the lighter quarks. These matrix elements are the fundamental parameters of the Standard Model (SM) and their precise measurement will allow us to test the unitarity of the quark mixing matrix and CP violation in the SM [3]. However, the uncertainty in the measurement of the decay constant makes the accurate extraction of the CKM matrix elements from the experimental data difficult. For example, in the lowest order approximation, the decay widths of the pseudoscalar and vector mesons can be written as [4, 5]

$$\begin{aligned}\Gamma(P \rightarrow \ell\nu) &= \frac{G_F^2}{8\pi} f_P^2 m_\ell^2 m_P \left(1 - \frac{m_\ell^2}{m_P^2}\right)^2 |V_{qQ}|^2, \quad \text{and} \\ \Gamma(V \rightarrow \ell\nu) &= \frac{G_F^2}{12\pi} f_V^2 m_V^3 \left(1 - \frac{m_\ell^2}{m_V^2}\right)^2 \left(1 + \frac{m_\ell^2}{2m_V^2}\right) |V_{qQ}|^2.\end{aligned}\tag{1}$$

Here G_F is the Fermi coupling constant, m_ℓ is the mass of the lepton, $|V_{qQ}|$ is the CKM matrix element between the constituent quarks ($q\bar{Q}$) and $m_{P(V)}$ and $f_{P(V)}$ denote the mass and the decay constant of the pseudoscalar (vector) meson, respectively. The decay constants can be regarded as the wave-function overlap of the quarks and antiquarks. The experimental measurements of the lifetimes and branching fractions of the purely leptonic decays allow us to determine the product $f_P|V_{qQ}|$ ($f_V|V_{qQ}|$). Thus, a precise theoretical input on $f_{P(V)}$ can allow a determination of the CKM matrix element.

The theoretical calculations of the decay constants of B and D mesons require non-perturbative treatment since at short distances, the interactions are dominated by strong force. There have been many theoretical groups that are looking on the determination of the decay constants in the realm of non-perturbative QCD using different models, such as QCD sum rules (SR) [4, 6–13], lattice QCD (LQCD) [14–16], relativistic quark model (RQM) [17–20]. Here we focus on one such method that is useful for solving non-perturbative problems of hadron physics: the light-cone quark model (LCQM) [21–25].

In our work, we will deal with the relativistic Hamiltonian and implement the variational method using the Gaussian-type wave function in different potential models so as to obtain the ground state energy as well as the scale parameter. While performing the variational principle on the mesonic systems, the selection of the potential is very significant. H.-M. Choi [24] has obtained the decay constants by fixing the model parameters obtained from the linear and harmonic oscillator (HO) potential models within the light-front approach. The present work is devoted to the analysis of the decay constants by fixing the scale parameter under the Martin potential [26], Cornell potential [27], Logarithmic potential [28] and the combination of harmonic and Yukawa potentials [29] within the light-cone framework.

The LCQM offers many insights into the internal structures of the bound states of the mesons and thus has been widely used in the phenomenological study of the meson physics. The LCQM deals with the wave function described on the four-dimensional space-time plane defined by the equation $x^+ = x^0 + x^3$. Unlike the traditional equal-time Hamiltonian formalism, the LCQM includes the important relativistic effects in the hadronic wave functions [30–32]. Apart from the well-known constituent masses of the quarks, the only parameter in the model is the wave function parameter β which determines the size of the bound state and can be fixed by obtaining a fit to the data. The distinguished features of the light-cone quantization approach compared to the ordinary quantization includes [33]: (1) the dynamical property of the rotation operators and (2) the suppression of vacuum fluctuations. The light-cone quantization has the advantage over the ordinary equal t quantization in converting the dynamical problem from boost to rotation. Since the rotation is compact, the rotation problem is much easier to deal with in comparison with the boost problem. The most phenomenal feature of this formalism is the simplicity of the light-cone vacuum except the zero modes. The trivial vacuum of the free light-front theory is an exact eigenstate of the total light-cone Hamiltonian [34, 35]. The light-cone wave function can be expressed in terms of hadron momentum independent internal momentum fraction variables making it explicitly Lorentz invariant [36].

The paper is organized as follows. In Sec. II, we begin with a brief description of the light-cone framework and derive the formulas for the pseudoscalar and vector mesons decay constants in LCQM. In Sec. III, we first calculate the values for the scale parameter β in different potential models using variational method with the help of Gaussian-type trial wave function and then present our numerical results for the pseudoscalar and vector B

and D mesons, respectively. We also compare our results with the available experimental data and other theoretical model predictions. Finally, the conclusions are given in Sec. IV.

II. LIGHT-CONE FRAMEWORK

A. General Formalism

We choose to work in the LCQM in which the bound state of a heavy meson composed of a light quark q and a heavy antiquark \bar{Q} with total momentum P and spin S is represented as [37]

$$|M(P, S, S_z)\rangle = \int \frac{dp_q^+ d^2\mathbf{p}_{q\perp}}{16\pi^3} \frac{dp_{\bar{Q}}^+ d^2\mathbf{p}_{\bar{Q}\perp}}{16\pi^3} 16\pi^3 \delta^3(\tilde{P} - \tilde{p}_q - \tilde{p}_{\bar{Q}}) \times \sum_{\lambda_q, \lambda_{\bar{Q}}} \Psi^{SS_z}(\tilde{p}_q, \tilde{p}_{\bar{Q}}, \lambda_q, \lambda_{\bar{Q}}) |q(p_q, \lambda_q) \bar{Q}(p_{\bar{Q}}, \lambda_{\bar{Q}})\rangle, \quad (2)$$

where $p_{q(\bar{Q})}$ and $\lambda_{q(\bar{Q})}$ are the on-mass shell light-front momentum and the light-front helicity of the constituent quark (antiquark) respectively. The four-momentum \tilde{p} is defined as

$$\tilde{p} = (p^+, \mathbf{p}_\perp), \quad \mathbf{p}_\perp = (p^1, p^2), \quad p^- = \frac{m^2 + \mathbf{p}_\perp^2}{p^+}, \quad (3)$$

and

$$|q(p_q, \lambda_q) \bar{Q}(p_{\bar{Q}}, \lambda_{\bar{Q}})\rangle = b^\dagger(p_q, \lambda_q) d^\dagger(p_{\bar{Q}}, \lambda_{\bar{Q}}) |0\rangle, \\ \{b(p', \lambda'), b^\dagger(p, \lambda)\} = \{d(p', \lambda'), d^\dagger(p, \lambda)\} = 2(2\pi)^3 \delta^3(\tilde{p}' - \tilde{p}) \delta_{\lambda'\lambda}. \quad (4)$$

The light-front momenta p_q and $p_{\bar{Q}}$ in terms of light-cone variables are

$$p_q^+ = x_1 P^+, \quad p_{\bar{Q}}^+ = x_2 P^+, \\ \mathbf{p}_{q\perp} = x_1 \mathbf{P}_\perp + \mathbf{k}_\perp, \quad \mathbf{p}_{\bar{Q}\perp} = x_2 \mathbf{P}_\perp - \mathbf{k}_\perp, \quad (5)$$

where $x_{1(2)}$ is the light-cone momentum fraction satisfying the relation $x_1 + x_2 = 1$ and \mathbf{k}_\perp is the relative transverse momentum of the constituent.

The momentum-space light-cone wave function Ψ^{SS_z} in Eq. (2) can be expressed as a

covariant form [23, 31, 33, 37]

$$\Psi^{SS_z}(\tilde{p}_q, \tilde{p}_{\bar{Q}}, \lambda_q, \lambda_{\bar{Q}}) = \frac{\sqrt{p_q^+ p_{\bar{Q}}^+}}{\sqrt{2} \sqrt{M_0^2 - (m_q - m_{\bar{Q}})^2}} \bar{u}(p_q, \lambda_q) \Gamma v(p_{\bar{Q}}, \lambda_{\bar{Q}}) \sqrt{\frac{dk_z}{dx}} \phi(x, \mathbf{k}_\perp), \quad (6)$$

where $\phi(x, \mathbf{k}_\perp)$ describes the momentum distribution of the constituents in the bound state with $x \equiv x_2$ and

$$M_0^2 = \frac{m_q^2 + \mathbf{k}_\perp^2}{x_1} + \frac{m_{\bar{Q}}^2 + \mathbf{k}_\perp^2}{x_2}, \quad (7)$$

M_0 defines the invariant mass of the quark system $q\bar{Q}$ which is generally different from the mass M of the meson because the meson, quark and antiquark cannot be simultaneously on shell. Also,

$$\begin{aligned} &\text{for pseudoscalar meson, } \Gamma = \gamma_5, \text{ and} \\ &\text{for vector meson, } \Gamma = -\not{\epsilon}(S_z) + \frac{\hat{\epsilon} \cdot (p_q - p_{\bar{Q}})}{M_0 + m_q + m_{\bar{Q}}}, \end{aligned} \quad (8)$$

with

$$\begin{aligned} \hat{\epsilon}^\mu(\pm 1) &= \left[\frac{2}{P^+} \vec{\epsilon}_\perp(\pm 1) \cdot \vec{P}_\perp, 0, \vec{\epsilon}_\perp(\pm 1) \right], \\ \vec{\epsilon}_\perp(\pm 1) &= \mp(1, \pm i)/\sqrt{2}, \\ \hat{\epsilon}^\mu(0) &= \frac{1}{M_0} \left(\frac{-M_0^2 + P_\perp^2}{P^+}, P^+, P_\perp \right). \end{aligned} \quad (9)$$

The Dirac spinors satisfy the relations

$$\begin{aligned} \sum_\lambda u(p, \lambda) \bar{u}(p, \lambda) &= \frac{\not{p} + m}{p^+} \text{ for quark and,} \\ \sum_\lambda v(p, \lambda) \bar{v}(p, \lambda) &= \frac{\not{p} - m}{p^+} \text{ for antiquark.} \end{aligned} \quad (10)$$

The meson state can be normalized as

$$\langle M(P', S', S'_z) | M(P, S, S_z) \rangle = 2(2\pi)^3 P^+ \delta^3(\tilde{P}' - \tilde{P}) \delta_{S'S} \delta_{S'_z S_z}, \quad (11)$$

in order that

$$\int dx d^2\mathbf{k}_\perp \frac{dk_z}{dx} |\phi(x, \mathbf{k}_\perp)|^2 = 1. \quad (12)$$

We use the Gaussian-type wave function to describe the radial wave function ϕ

$$\phi(x, \mathbf{k}_\perp) = \frac{1}{(\sqrt{\pi}\beta)^{3/2}} \exp(-\mathbf{k}^2/2\beta^2), \quad (13)$$

where β represents the scale parameter and $\mathbf{k}^2 = \mathbf{k}_\perp^2 + k_z^2$ is the internal momentum of the meson. The longitudinal component k_z is defined by

$$k_z = (x - \frac{1}{2})M_0 + \frac{m_q^2 - m_Q^2}{2M_0}, \text{ and} \\ \frac{dk_z}{dx} = \frac{M_0}{4x(1-x)} \left[1 - \left(\frac{m_q^2 - m_Q^2}{M_0^2} \right)^2 \right]. \quad (14)$$

B. Decay constants of the pseudoscalar and the vector mesons

The pseudoscalar and the vector meson decay constants are defined through the matrix elements of axial and vector currents between the meson state and the vacuum [24], i.e.

$$\langle 0|A^\mu|P(P)\rangle = if_P P^\mu, \\ \langle 0|V^\mu|V(P)\rangle = f_V M_V \epsilon^\mu. \quad (15)$$

Here P is the meson momentum, M_V is the mass of the vector meson, and ϵ^μ is the polarization vector, respectively. These matrix elements can be solved using the formalism described in Sec. II A:

$$\begin{aligned} \langle 0|A^\mu|P(P)\rangle &= \langle 0|\bar{Q}\gamma^\mu\gamma_5 q|P(P)\rangle = \int \frac{dp_q^+ d^2\mathbf{p}_{q\perp}}{16\pi^3} \frac{dp_{\bar{Q}}^+ d^2\mathbf{p}_{\bar{Q}\perp}}{16\pi^3} 16\pi^3 \delta^3(\tilde{P} - \tilde{p}_q - \tilde{p}_{\bar{Q}}) \\ &\quad \times \sum_{\lambda_q, \lambda_{\bar{Q}}} \Psi^{00} \times \langle 0|\bar{Q}\gamma^\mu\gamma_5 q|q\bar{Q}\rangle, \text{ and} \\ \langle 0|V^\mu|V(P)\rangle &= \langle 0|\bar{Q}\gamma^\mu q|V(P)\rangle = \int \frac{dp_q^+ d^2\mathbf{p}_{q\perp}}{16\pi^3} \frac{dp_{\bar{Q}}^+ d^2\mathbf{p}_{\bar{Q}\perp}}{16\pi^3} 16\pi^3 \delta^3(\tilde{P} - \tilde{p}_q - \tilde{p}_{\bar{Q}}) \\ &\quad \times \sum_{\lambda_q, \lambda_{\bar{Q}}} \Psi^{1S_z} \times \langle 0|\bar{Q}\gamma^\mu q|q\bar{Q}\rangle. \end{aligned} \quad (16)$$

Using the light-cone wave function, the decay constants of the pseudoscalar and vector mesons are given by

$$f_P = 2\sqrt{6} \int dx d^2\mathbf{k}_\perp \sqrt{\frac{dk_z}{dx}} \phi(x, \mathbf{k}_\perp) \frac{\mathcal{A}}{\sqrt{\mathcal{A}^2 + \mathbf{k}_\perp^2}}, \quad (17)$$

$$f_V = 2\sqrt{6} \int dx d^2\mathbf{k}_\perp \sqrt{\frac{dk_z}{dx}} \frac{\phi(x, \mathbf{k}_\perp)}{\sqrt{\mathcal{A}^2 + \mathbf{k}_\perp^2}} \frac{1}{M_0} \left\{ m_q m_{\bar{Q}} + x(1-x)M_0^2 + \mathbf{k}_\perp^2 + \frac{\mathcal{B}}{2W} \left[\frac{m_q^2 + \mathbf{k}_\perp^2}{1-x} - \frac{m_{\bar{Q}}^2 + \mathbf{k}_\perp^2}{x} - (1-2x)M_0^2 \right] \right\}. \quad (18)$$

where

$$\mathcal{A} = m_q x + m_{\bar{Q}}(1-x),$$

$$\mathcal{B} = m_q x - m_{\bar{Q}}(1-x),$$

$$W = M_0 + m_q + m_{\bar{Q}}.$$

For a given value of β , f_P and f_V can be calculated from Eqs. (17) and (18) using the constituent quark masses of u , d , s , c and b quarks, respectively.

III. NUMERICAL RESULTS

Numerically, we obtain the pseudoscalar and the vector meson decay constants for B , B_s , D and D_s mesons as functions of the scale parameter β , using the following values of constituent quark masses

$$m_u = m_d = 0.25 \text{ GeV}, m_s = 0.38 \text{ GeV}, m_c = 1.5 \text{ GeV} \text{ and } m_b = 4.8 \text{ GeV}.$$

These quark masses have been fixed using the experimentally known values of the decay constants [23]. In order to understand the dependence of the decay constants on the scale parameter β , we present the decay constants f_P and f_V as functions of β for B , B_s , D and D_s mesons in Figs. 1 and 2, respectively. Even though it is expected that the pseudoscalar and the vector meson decay constants will have similar values because they differ with each other only in their internal spin configurations as is clear from Eqs. (17) and (18), however, to exploit their quantitative difference, we present in Fig. 3 our results for the ratios f_V/f_P as a function of β . It is observed from Figs. 1–3 that the decay

constants increase as the value of the parameter β increases and the difference between the vector and pseudoscalar decay constant also increases with the increasing β values. It is clear from Figs. 1 and 2 that the vector decay constants are higher as compared to the pseudoscalar decay constants at higher values of β . This is true for the cases of all the mesons B , B_s , D and D_s . The rise is however steeper in the case of D and D_s mesons when compared with the B and B_s mesons. This is clearly evident in Fig. 3 where the ratios f_V/f_P for the cases of D and D_s mesons are almost 1.5 times higher than the B and B_s mesons. This variation of decays constants with β clearly indicates that in order to get the reliable results for the decay constants, it is essential to have accurate values of β .

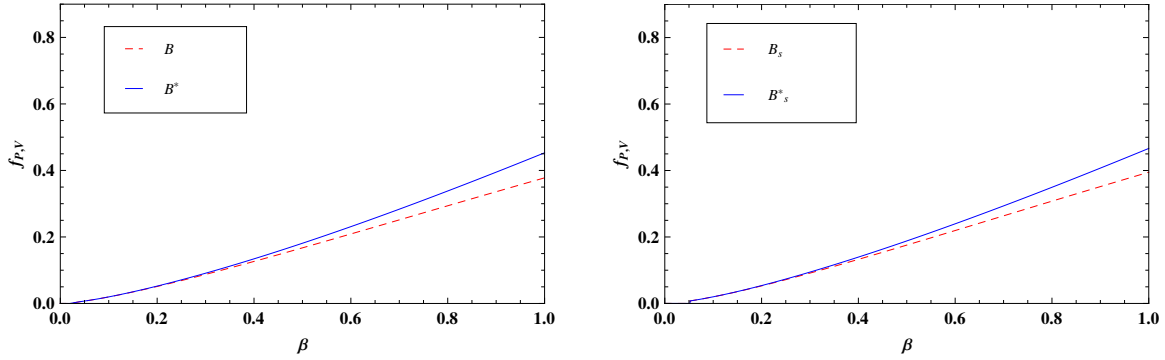


FIG. 1. The pseudoscalar and the vector decay constants for B and B_s mesons (f_B and f_{B^*} in the left panel, f_{B_s} and $f_{B_s^*}$ in the right panel) as functions of the parameter β (in GeV).

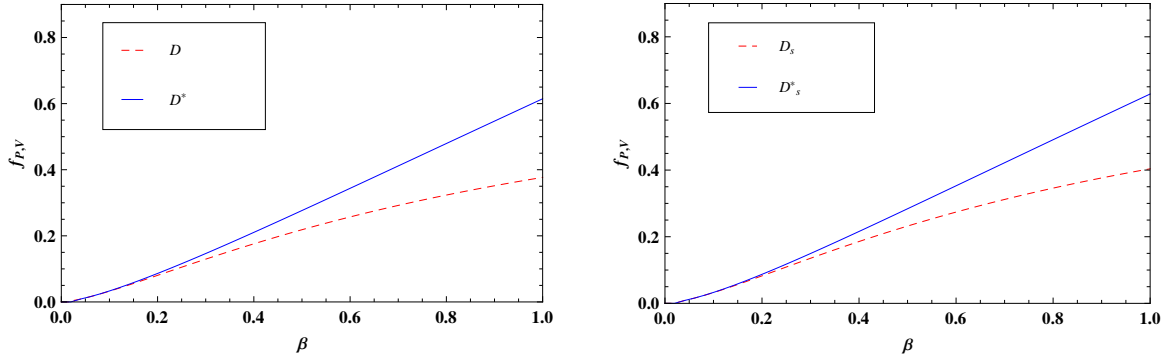


FIG. 2. The pseudoscalar and the vector decay constants for D and D_s mesons (f_D and f_{D^*} in the left panel, f_{D_s} and $f_{D_s^*}$ in the right panel) as functions of the parameter β (in GeV).

In the heavy (B and D) mesons systems, we treat the motion of heavy (b and c) quarks non-relativistically, but the motion of light quarks is treated relativistically. So in the present work, we apply the variational method to the following relativistic Hamiltonian

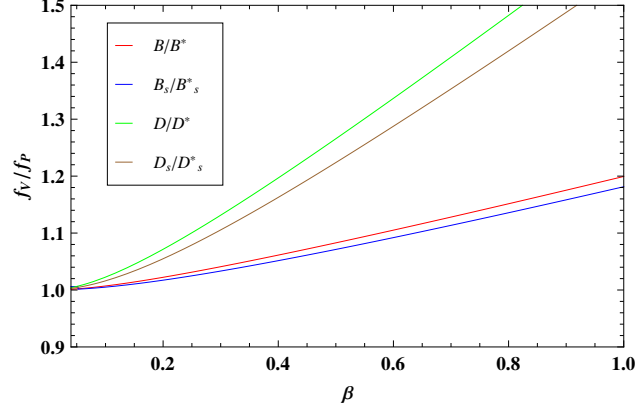


FIG. 3. The ratios of pseudoscalar and the vector decay constants for the B , B_s , D and D_s mesons (f_{B^*}/f_B , $f_{B_s^*}/f_{B_s}$, f_{D^*}/f_D and $f_{D_s^*}/f_{D_s}$) as functions of the parameter β (in GeV).

to obtain the precise values of β [38]:

$$H = \sqrt{\mathbf{k}^2 + m_q^2} + \sqrt{\mathbf{k}^2 + m_{\bar{Q}}^2} + V(r), \quad (19)$$

where $\mathbf{k} = (\mathbf{k}_\perp, k_z)$ is the three-momentum of the constituent quark. In the variational method, the expectation value of the Hamiltonian is calculated with some trial wave function consisting of a variational parameter whose value is determined by the stationary condition. Here we consider the Gaussian wave function in Eq. (12) as our trial wave function with the variational parameter β . The Fourier transform of $\phi(\mathbf{k})$ gives us the coordinate space wave function $\psi(\mathbf{r})$, which is also Gaussian

$$\psi(\mathbf{r}) = \left(\frac{\beta}{\sqrt{\pi}} \right)^{3/2} \exp(-\beta^2 \mathbf{r}^2/2). \quad (20)$$

We can obtain the ground state energy for our system by minimizing the expectation value of the Hamiltonian H , $\langle H \rangle = \langle \psi(\mathbf{r}) | H | \psi(\mathbf{r}) \rangle = \langle \phi(\mathbf{k}) | H | \phi(\mathbf{k}) \rangle = E(\beta)$, that is,

$$\frac{dE(\beta)}{d\beta} = 0 \quad \text{at } \beta = \bar{\beta},$$

where $\bar{\beta}$ denotes the inverse size of the meson ($\langle r^2 \rangle^{1/2} = 3/(2\bar{\beta})$) and $E(\bar{\beta}) = \bar{E}$ approximates the meson mass m_M . Various potential models have been used in the literature to obtain the accurate values of the parameter β , however, in the present work, we have considered the potential $V(r)$ in Eq. (19) from the different potential models listed in Table I.

TABLE I. Form of the potential $V(r)$ in different models and their respective parameters.

Potential Model	Form of the Potential
Martin Potential [26]	$V(r) = -8.064 + 6.898 r^{0.1}$.
Cornell Potential of Hagiwara <i>et al.</i> [27]	$V(r) = \frac{-\alpha_c}{r} + Kr$, with $\alpha_c = 0.47$ and $K = 0.19 \text{ GeV}^2$.
Logarithmic Potential [28]	$V(r) = -0.6635 + 0.733 \ln r$.
Combination of harmonic and Yukawa potentials [29]	$V(r) = ar^2 + b\frac{e^{-\alpha r}}{r}$, with $b = -0.42$ and $\alpha = 0.01 \text{ GeV}$.

For the sake of comparison, we have also shown the plots of $V(r)$ versus r for all the potential models that we have considered in this work in Fig. 4. We note that the different potentials are pretty similar in the relevant range of $0.3 \leq r \leq 2.0 \text{ GeV}^{-1}$ to each other.

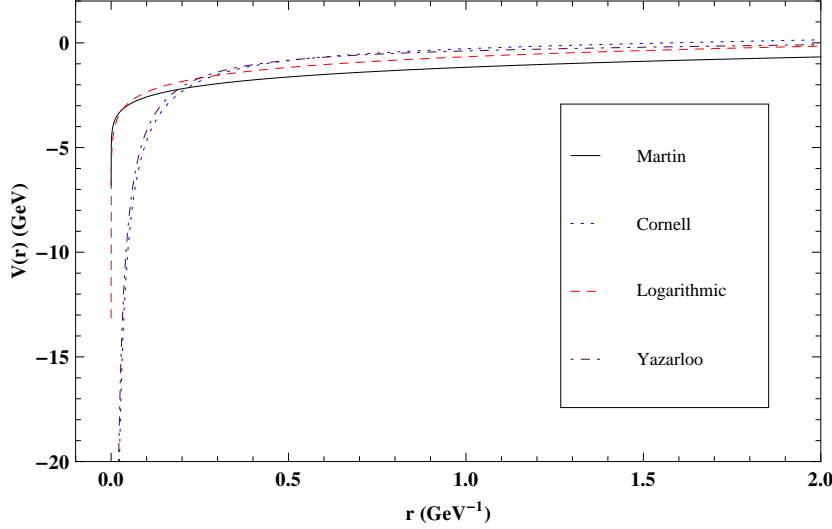


FIG. 4. Variation of $V(r)$ with respect to r in various potential models.

With the help of the Gaussian trial wave function in Eq. (13) (or (20)), we can now calculate the expectation value of the Hamiltonian (19). Our results for the variational parameter β of the Gaussian wave function in different potential models has been listed in Table II. From Table II, we notice that the $\bar{\beta}$ values follow a similar pattern, that is, $\bar{\beta}_{B_s} > \bar{\beta}_B > \bar{\beta}_{D_s} > \bar{\beta}_D$ in each of the potential model. As the masses of the quarks inside the meson increase, the distance between them decreases making $\bar{\beta}$ increase with

the increase in the quark masses. It is important to mention here that $\bar{\beta}$ represents the inverse size of the meson. Also, Table II gives us the following average values of \bar{E} which approximate the meson masses:

$$\begin{aligned}\bar{E}_B &= 5.26 \text{ GeV}, & \bar{E}_{B_s} &= 5.34 \text{ GeV}, \\ \bar{E}_D &= 2.04 \text{ GeV}, & \bar{E}_{D_s} &= 2.14 \text{ GeV}.\end{aligned}\tag{21}$$

TABLE II. Variational parameter β and the corresponding values of minimum energy $E(\bar{\beta})$ (in units of GeV) for Gaussian-type wave function in different potential models.

Potential Model	$\bar{\beta}_B$	\bar{E}_B	$\bar{\beta}_{B_s}$	\bar{E}_{B_s}	$\bar{\beta}_D$	\bar{E}_D	$\bar{\beta}_{D_s}$	\bar{E}_{D_s}
Martin [26]	0.592	4.803	0.628	4.869	0.494	1.603	0.528	1.682
Cornell [27]	0.561	5.624	0.600	5.692	0.476	2.414	0.511	2.496
Logarithmic [28]	0.595	5.311	0.633	5.376	0.489	2.110	0.527	2.189
Combination of Harmonic and Yukawa Potentials [29]	0.408	5.297	0.496	5.436	0.362	2.034	0.436	2.190

The calculated values of masses for B meson are in good agreement when compared to the measured values whereas the results for D mesons are on the slightly larger side [2] ($m_B = 5.28 \text{ GeV}$, $m_{B_s} = 5.37 \text{ GeV}$, $m_D = 1.87 \text{ GeV}$ and $m_{D_s} = 1.97 \text{ GeV}$). In the present work we have not included the spin-dependent interaction term in the Hamiltonian (19) considering it as a perturbation term. Including this term however introduces the spin-corrections to the wave function and we get reasonable values for the masses. Using the values of β from Table II, we can calculate the decay constants for B and D mesons by using the Eqs. (17) and (18), respectively. The numerical results of the decay constants that we obtained have been listed in Table III.

After obtaining the decay constants, we can obtain the ratios for the vector and the pseudoscalar B and D mesons decay constants. The ratios f_{B^*}/f_B , $f_{B_s^*}/f_{B_s}$, f_{D^*}/f_D and $f_{D_s^*}/f_{D_s}$ in different potential models have been listed in Table IV. It is observed that the ratios f_V/f_P for D mesons are larger as compared to B mesons which can be understood by looking into the last term appearing in Eq. (18). The mean square value of the transverse momentum \mathbf{k}_\perp in the Gaussian wave function is directly proportional to the square of β ($\langle \mathbf{k}_\perp^2 \rangle \propto \beta^2$), indicating that the value of β affects the ratio f_V/f_P . It is

TABLE III. Pseudoscalar and vector meson decay constants for B and D mesons (in units of MeV) in different potential models.

Potential Model	f_B	f_{B^*}	f_{B_s}	$f_{B_s^*}$	f_D	f_{D^*}	f_{D_s}	$f_{D_s^*}$
Martin [26]	206	227	232	254	216	272	244	303
Cornell [27]	193	211	219	239	209	260	237	291
Logarithmic [28]	207	228	234	257	214	269	244	302
Combination of Harmonic and Yukawa Potentials [29]	129	138	174	186	159	186	203	240

also important to mention here that the ratios f_V/f_P of the vector and the pseudoscalar heavy mesons depend on the heavy quark masses. Therefore, even though $m_b \gg m_c$ and $\beta_B > \beta_D$ but because of the large difference between the b and c masses, the quark mass effect dominates over the scale parameter leading to the ratio f_V/f_P for D mesons being larger than that of B mesons. These results are also in agreement with the model-independent analysis of semileptonic B meson decays in the context of the heavy quark effective theory [39].

TABLE IV. Ratios f_{B^*}/f_B , $f_{B_s^*}/f_{B_s}$, f_{D^*}/f_D and $f_{D_s^*}/f_{D_s}$ in different potential models.

Potential Model	f_{B^*}/f_B	$f_{B_s^*}/f_{B_s}$	f_{D^*}/f_D	$f_{D_s^*}/f_{D_s}$
Martin [26]	1.10	1.09	1.26	1.24
Cornell [27]	1.09	1.09	1.24	1.23
Logarithmic [28]	1.10	1.10	1.26	1.24
Combination of Harmonic and Yukawa Potentials [29]	1.07	1.07	1.17	1.18

To compare our predictions for the bottom and charmed mesons decay constants with the available experimental data [2] and the other theoretical calculations, we have presented in Tables V and VI our results. The results from the QCD SR [4, 6, 7], LQCD [14, 15], RQM [17–20], Bethe-Salpeter (BS) [40, 41] and LFQM [21, 23, 24] have also been presented in the tables. The existing experimental results for the decay constants are available only for f_B , f_D and f_{D_s} [2]. We note that our predictions for the decay constants of B and D mesons are more or less in agreement with the available experimental

data. Also, we note that the theoretical results predicted by various models (including this work) differ from each other in one way or the other. We can see from Table V that our results for the decay constants of B mesons under the Martin [26], Cornell [27] and logarithmic [28] potentials are in good agreement with the QCD SR results [4, 6, 7]. Similarly, from Table VI we find that our results for the decay constants of D mesons are consistent with the ones obtained from the QCD SR [6] as well as from the linear {HO} parameters [24]. The difference in the values of the decay constants with respect to other theoretical models might be due to different model assumptions or distinct choices of the parameters. However, overall the results are very much in the same range. The present predictions for the pseudoscalar and the vector mesons decay constants are important and have many phenomenological implications especially in studying the CP violation and in extracting the CKM matrix elements.

IV. CONCLUSIONS

In this work, we have studied the decay constants of the pseudoscalar and the vector B and D mesons within the framework of the LCQM. We have calculated the values of the scale parameter β in different potential models from the variational calculation of the relativistic Hamiltonian using the Gaussian-type trial wave function. Using the known values of the constituent quark masses of u , d , s , c and b quarks and the calculated values of the parameter β , we have obtained the decay constants of the pseudoscalar and the vector B and D mesons in different potential models, respectively. Our predictions for the decay constants in the LCQM are more or less in agreement with the available experimental results as well as the other existing theoretical model predictions. The future experiments to measure the decay constants f_B^* , f_{B_s} , $f_{B_s}^*$, f_D^* and $f_{D_s}^*$ will not only provide a direct way to determine the decay constants and the scale parameter but will also impose significant constraint on CP violation and in extracting the CKM matrix elements precisely.

ACKNOWLEDGEMENTS

Authors would like to thank the Department of Science and Technology (Ref No. SB/S2/HEP-004/2013) Government of India for financial support.

- [1] V. Lubicz, A. Melis and S. Simula, Phys. Rev. D **96**, 034524 (2017).
- [2] C. Patrignani *et al.*, (Particle Data Group), Chin. Phys. C **40**, 100001 (2016).
- [3] M. Blanke, TTP17-017 *Lectures given at the ESHEP 2016 Summer School in Skeikampen, Norway, June 15-28, 2016.*
- [4] Z.-G. Wang, Eur. Phys. J. C **75**, 427 (2015).
- [5] S. S. Gershtein and M. Y. Khlopov, JETP Lett. **23**, 338 (1976).
- [6] P. Gelhausen *et al.*, Phys. Rev. D **88**, 014015 (2013).
- [7] S. Narison, Phys. Lett. B **718**, 1321 (2013).
- [8] S. Narison, Phys. Lett. B **198**, 104 (1987).
- [9] C. A. Dominguez and N. Paver, Phys. Lett. B **197**, 423 (1987).
- [10] M. J. Baker, J. Bordes, C. A. Dominguez, J. Pearrocha and K. Schilcher, JHEP07 **032** (2014).
- [11] W. Lucha, D. Melikhov and S. Simula, Phys. Lett. B **735**, 12 (2014).
- [12] W. Lucha, D. Melikhov and S. Simula, Phys. Rev. D **91**, 116009 (2015).
- [13] V. S. Mathur and M. T. Yamawaki, Phys. Rev. D **29** 2057 (1984).
- [14] H. Na *et al.* (HPQCD), Phys. Rev. D **86**, 034506 (2012).
- [15] C. T. H. Davies *et al.* (HPQCD), Phys. Rev. D **82**, 114504 (2010).
- [16] A. Bazavov *et al.* (Fermilab Lattice and MILC), Phys. Rev. D **85**, 114506 (2012).
- [17] S. Capstick and S. Godfrey, Phys. Rev. D **41**, 2856 (1990).
- [18] D. Ebert, R. N. Faustov and V. O. Galkin, Phys. Lett. B **635**, 93 (2006).
- [19] P. Colangelo, G. Nardulli and M. Pietroni, Phys. Rev. D **43**, 3002 (1991).
- [20] D. S. Hwang and G. -H. Kim, Phys. Rev. D **55**, 6944 (1997).
- [21] C. -W. Hwang, Phys. Rev. D **81**, 114024 (2010).
- [22] C. -W. Hwang, Phys. Rev. D **81**, 054022 (2010).
- [23] C. -Q. Geng, C. -C. Lih and C. Xia, Eur. Phys. J. C **76**, no.6, 313 (2016).
- [24] H. -M. Choi, Phys. Rev. D **75**, 073016 (2007).

- [25] H. -Y. Cheng and X. -W. Kang, Eur. Phys. J. C **77** no.9, 587 (2017).
- [26] A. Martin, Phys. Lett. B **93**, 338 (1980).
- [27] K. Hagiwara, A. D. Martin and A. W. Peacock, Z. Phys. C **33**, 135 (1986).
- [28] C. Quigg and J. L. Rosner, Phys. Lett. B **71**, 153 (1977).
- [29] B. H. Yazarloo and H. Mehraban, Eur. Phys. J. Plus **132**, no.2, 80 (2017).
- [30] S. J. Brodsky, H. C. Pauli and S. S. Pinsky, Phys. Rep. **301**, 299 (1998).
- [31] K. G. Wilson *et al.*, Phys. Rev. D **49**, 6720 (1994).
- [32] P. A. M. Dirac, Rev. Mod. Phys. **21**, 392 (1949).
- [33] H. -M. Choi and C. -R. Ji, Phys. Rev. D **59**, 074015 (1999).
- [34] S. J. Brodsky and H. C. Pauli, Lect. Notes Phys. **396**, 51 (1991).
- [35] S. J. Brodsky, SLAC-PUB-8627 *Presented at VII Hadron Physics 2000, Caraguatatuba, Sao Paulo, Brazil, April 10-15, 2000.*
- [36] S. J. Brodsky, Acta Phys. Polon. B **32**, 4013 (2001).
- [37] C. -D. Lu, W. Wang, and Z. -T. Wei, Phys. Rev. D **76**, 014013 (2007).
- [38] D. S. Hwang, C. S. Kim and W. Namgung, Z. Phys. C **69**, 107 (1995).
- [39] M. Neubert, Phys. Rept. **245**, 259 (1994).
- [40] G. Cvetcic, C. S. Kim, G. -L. Wang and W. Namgung, Phys. Lett. B **596**, 84 (2004).
- [41] G. -L. Wang, Phys. Lett. B **633**, 492 (2006).

TABLE V. Pseudoscalar and vector B mesons decay constants (in units of MeV) in the present work and their comparison with experimental and other theoretical model predictions.

		f_B	f_{B^*}	f_{B_s}	$f_{B_s^*}$
Present work with different potential models	Martin	206	227	232	254
	Cornell	193	211	219	239
	Logarithmic	207	228	234	257
	Harmonic plus Yukawa	129	138	174	186
Experimental [2]		188(17)(18)	—	—	—
Other theoretical predictions	QCD SR [4]	194 ± 15	213 ± 18	231 ± 16	255 ± 19
	QCD SR [6]	207^{+17}_{-9}	210^{+10}_{-12}	242^{+17}_{-12}	251^{+13}_{-16}
	QCD SR [7]	206 ± 7	—	234 ± 5	—
	LQCD [14]	191 ± 9	—	228 ± 10	—
	RQM [17]	155 ± 15	—	210 ± 20	—
	RQM [18]	189	219	218	251
	RQM [20]	231 ± 9	252 ± 10	266 ± 10	289 ± 11
	BS [40, 41]	196 ± 29	238 ± 18	216 ± 32	272 ± 20
	LFQM [21]	—	225 ± 38	281 ± 54	313 ± 67
	LFQM [23]	—	$201.9^{+43.2}_{-41.4}$	—	244.2 ± 7.0
Linear{HO} [24]		189{180}	204{193}	234{237}	250{254}

TABLE VI. Pseudoscalar and vector D mesons decay constants (in units of MeV) in the present work and their comparison with experimental and other theoretical model predictions.

		f_D	f_{D^*}	f_{D_s}	$f_{D_s^*}$
Present work with different potential models	Martin	216	272	244	303
	Cornell	209	260	237	291
	Logarithmic	214	269	244	302
	Harmonic plus Yukawa	159	186	203	240
Experimental [2]		203.7(4.7)(0.6)	—	257.8(4.1)(0.1)	—
Other theoretical predictions	QCD SR [4]	208 ± 10	263 ± 21	240 ± 10	308 ± 21
	QCD SR [6]	201^{+12}_{-13}	242^{+20}_{-12}	238^{+13}_{-23}	293^{+19}_{-14}
	QCD SR [7]	204 ± 6	—	246 ± 6	—
	LQCD [15]	—	—	248 ± 25	—
	RQM [17]	240 ± 20	—	290 ± 20	—
	RQM [18]	234	310	268	315
	RQM [20]	271 ± 14	327 ± 13	309 ± 15	362 ± 15
	BS [40, 41]	230 ± 25	340 ± 23	248 ± 27	375 ± 24
	LFQM [21]	—	259.6 ± 14.6	267.4 ± 17.9	338.7 ± 29.7
	LFQM [23]	—	$252^{+13.8}_{-11.6}$	—	$318.3^{+15.3}_{-12.6}$
	Linear{HO} [24]	211{194}	254{228}	248{233}	290{268}