

# PrivacyProxy: Leveraging Crowdsourcing and In Situ Traffic Analysis to Detect and Mitigate Information Leakage

Gaurav Srivastava

Technical University of Munich  
ga79daw@tum.de

Kunal Bhuwalka

Carnegie Mellon University  
kbhuwalk@andrew.cmu.edu

Swarup Kumar Sahoo

Carnegie Mellon University  
swarupks@andrew.cmu.edu

Saksham Chitkara

Carnegie Mellon University  
schitkar@andrew.cmu.edu

Kevin Ku

Carnegie Mellon University  
kku@alumni.cmu.edu

Matt Fredrikson

Carnegie Mellon University  
mfredrik@andrew.cmu.edu

Jason Hong

Carnegie Mellon University  
jasonh@andrew.cmu.edu

Yuvraj Agarwal

Carnegie Mellon University  
yuvraj.agarwal@cs.cmu.edu

**Abstract**—Smartphone apps often transmit personally identifiable information (PII) without the user’s knowledge. To address this issue, we present *PrivacyProxy*, a system that monitors outbound network traffic and generates app-specific signatures to represent sensitive data being shared, all without any modifications to the OS. We use a crowdsourcing based approach to detect likely PII in an adaptive and scalable manner by anonymously combining signatures from different users of the same app. Our system design is itself privacy sensitive as we do not observe users’ network traffic and instead rely on cryptographically hashed signatures. We present the design and implementation of *PrivacyProxy* and evaluate its effectiveness in detecting various PII through a lab study and a field deployment. Our field study shows that even without any user labeling of PII, *PrivacyProxy* automatically detects various forms of PII with a precision of 81%. *PrivacyProxy* also achieves a precision of 85.3% in our controlled experiment using 300 apps. We also show that the performance overhead of *PrivacyProxy* is under 13% and majority of the users report no perceptible impact on battery life or the network.

## I. INTRODUCTION

NIST defines personally identifiable information (PII) as “any information that can be used to distinguish or trace an individual’s identity” [1]. Past work has found that many smartphone apps aggressively collect PII [2], [3], [4], [5], [6], [7], [8]. While PII can be used to provide useful services, it is often also used to track users’ behaviors without their consent, potentially by multiple third-party trackers and across different apps [9], [10]. A recent study looked at the evolution and updates to popular apps over time and found that PII being accessed by these apps has actually been increasing [11], with many apps showing no improvements. Being able to detect PII in a reliable and scalable manner would offer many opportunities for improving privacy, for example scrubbing PII before it leaves a user’s device or allowing a third party to assign privacy grades to apps based on the quantity and sensitivity of the data being collected.

Focusing on Android, any app can access the unique, per-device Android ID [12] without an Android permission request. Other IDs include Google Advertising ID (AID) and IMEI number. Apps and third-party libraries can also generate their own unique identifiers. As such, simply using Android permissions to block apps from sharing PII is not enough. Furthermore, identifiers may not always have predictable names

or formats, making it hard to have a comprehensive blacklist based on regular expressions.

Adding to the complexity of preventing PII leakage is the pervasive use of third-party libraries [10], [13]. Lin et al. show that a typical Android app uses 1.59 (std = 2.82) third-party libraries [13]. Libraries within the same app can access the same PII, but for different purposes. For example, an app might contain two libraries, one using location for maps and the other for ads. This means enforcing PII access control on a per-app basis may not suit the user’s needs since she might want to share PII with certain parts of an app. Recently, Chitkara et al. found that in fact the top-100 most popular third-party libraries account for over 70% of all privacy sensitive data accesses across the apps they tested [10]. This implies that denying PII access for one app does not mean an interested third party cannot obtain the same information via a different app, which complicates enforcement of PII access policies.

To address these problems, we present *PrivacyProxy*, a privacy-sensitive approach for automatically inferring likely PII using network analysis and crowdsourcing. Like other proxy-based approaches [14], [7], [8], we use a VPN to intercept and analyze smartphone network data, thus offering privacy protections without modifying apps or the OS. However, instead of routing all of the user’s network traffic to a remote server for analysis (like ReCon [7]), *PrivacyProxy* looks for key-value pairs in HTTP requests on the smartphone itself and only sends cryptographically hashed signatures to our servers in the cloud, thereby minimizing potential privacy and security risks. Each signature represents the content of a request to a remote host without revealing actual content, letting us identify potential PII based on the uniqueness of a signature. Additionally, instead of requiring hard-coded rules or regular expressions (like PrivacyGuard [8] or HayStack [14]), or requiring users to label network traces for training (like ReCon [7]), our approach is adaptive and robust against some forms of data obfuscation such as hashing a PII or encoding it. Furthermore, we show that as the number of *PrivacyProxy* users grow, we can more accurately infer PII. Lastly, since the PII detection and signature generation happen on device, *PrivacyProxy* can also provide enforcement by enabling the user to allow or block PII at a fine granularity, while

maintaining a small trusted computing base. In summary, we make the following contributions:

- A privacy-sensitive approach that uses network analysis and crowdsourcing to detect likely PII leaked by apps without requiring any changes to the app or OS. Our approach uses a novel and adaptive way of detecting PII without relying on a priori knowledge of names or formats of identifiers. Furthermore, our approach does not require labeled network traces or any user intervention for detection of PII.
- The design and implementation of this approach, called PrivacyProxy, that lets users filter leaks in real time and replace detected PII with fake data that is similar in structure to the detected PII.
- The results of a controlled experiment using 300 apps, a field deployment, a user survey, and a comparison against two pieces of past work. PrivacyProxy achieved a precision of 81% in the field deployment and a precision of 85.3% in the controlled experiment. We also show that the precision improves as number of users increase. PrivacyProxy finds more PII than the prior approaches. Finally, our usability results show that 85% and 68% of users perceived no change in battery life and network performance respectively.

## II. BACKGROUND AND RELATED WORK

We take a relatively broad view of what constitutes PII [1]. We first consider known identifiers such as user names, Android ID, IMEI, MAC, Google Advertising ID, phone numbers, etc. We are also interested in identifiers generated by apps or libraries, e.g. using Java's UUID class or hashing one's MAC address. Furthermore, we are interested in likely identifiers, such as install time of an app or location data. Here, we limit the scope of identifiers to just single values.

We group prior work in mobile privacy and PII detection into three categories: (1) code analysis techniques, which aim to improve privacy behavior of mobile apps by analyzing the apps' source code or binaries; (2) approaches that modify the underlying mobile OS to be more privacy preserving by adding new primitives; and (3) network flow analysis techniques to detect and remove PII.

**Code Analysis:** Static analysis approaches aim to identify the uses of sensitive information by analyzing an app's source code or binary. FlowDroid [15] and DroidSafe [16] are static information-flow analysis tools that, given a set of sources and sinks, can statically identify possible PII leaks. AndroidLeaks [17] uses taint-aware slicing to find potential PII leaks. PrivacyGrade [13], [18] infers the purpose behind each permission request for Android apps by decompiling apps and searching for sensitive API calls made by third-party libraries. Wang et.al. [19] used text mining on decompiled apps to infer the purpose of permission use for location and contact lists. These approaches do not change the functionality of the app at runtime and do not provide PII filtering, but rather are used to inform users and developers of potential data leaks. These techniques also fail to work in the presence of dynamic code loading [20] and reflection techniques. Additionally, these

techniques can only detect access to sensitive data using well-defined permissions or APIs rather than arbitrary identifiers an app might generate.

**Instrumenting the OS and APIs:** Another approach for privacy on smartphones is to modify the underlying OS and intercept certain APIs that access private user data. For example, ProtectMyPrivacy [2], [10] and xPrivacy [21] intercept OS API calls requesting sensitive information and alert the user. Mockdroid [22] modifies the Android OS so it can substitute private data with mock data. TaintDroid [4] offers a custom Android version that does dynamic taint-tracking, enabling information flow tracking from sources (requests for sensitive information) to sinks. AppTracer[23] uses binary rewriting to determine if sensitive resource usages happen due to user interactions in applications or not. While these approaches augment native privacy protection features of iOS and Android, their applicability is limited to rooted or jailbroken devices. PrivacyBlocker [24] uses static analysis on app binaries and replaces calls for private data with hard coded shadow data. This approach, however, requires target apps to be re-written and reinstalled and cannot be done at runtime.

The long-term goal of this line of research is to have these primitives make their way into popular smartphone OS's by hopefully influencing manufacturers. In the interim, PrivacyProxy offers an immediately deployable solution to any user with an unmodified device and OS. In addition, PrivacyProxy only relies on VPN functionality, which is likely to be continually supported in the future versions of these OSes. In addition, our approach can detect an expanded set of PII, including those generated by apps themselves, and not just ones that are accessible using well known OS APIs.

**Network Flow Analysis:** The closest area of work is network flow analysis, which seeks to detect (and in some cases remove) PII as it leaves a device. Privacy Oracle uses differential black-box fuzz testing to detect leaks [25], feeding different sets of inputs to an app and looking for associated changes in network traffic. Similarly, Agrigento [26] proposes to use black box differential analysis to observe whether the network traffic of an app changes when certain known types of PII (such as location or an ID) are modified or kept the same. However, these approaches are hard to scale up because there are millions of smartphone apps, and one must generate multiple sets of inputs per app. In contrast, PrivacyProxy's novel signature-based detection algorithm scales much better and the accuracy of inferences improves as the number of users increase. Also, PrivacyProxy uses valid network requests based on users' regular use of their apps rather than generating inputs or modifying well-known PII, which increases the possibility of finding more PII due to increased coverage.

AntMonitor uses the Android VPN service to send network traces to their server, while allowing users to disable traffic at the level of an app, and choose whether all data or just headers are sent [27]. PrivacyGuard [8] and Haystack [14] use Android's VPN Service API to intercept network traffic for privacy. However, they both rely on regular expressions to find potential PII, limiting the types of PII they can detect. For

example, an app might generate its own identifier or use non-standard encodings. Recon [7] uses a VPN to redirect all user traffic to a proxy in the cloud and uses heuristics to identify potential PII. However, Recon requires full trust in their cloud service. Recon also does not differentiate between network flows from different apps, leading to potential false positives.

PrivacyProxy offers a hybrid approach, where data is processed locally on the user’s smartphone and only cryptographically hashed data is sent to PrivacyProxy servers. As more users share hashed data about apps, PrivacyProxy identifies likely PII based on the uniqueness of the data. Additionally, the PrivacyProxy server does not see any actual user data, mitigating privacy and security concerns that users may have about their sensitive data leaving the confines of their device. Finally, PrivacyProxy is more robust to changes in apps. Other approaches stop working if the key names or formatting of private data changes, while PrivacyProxy will continue to work without any intervention. In Section V, we evaluate PrivacyProxy against both a regular expression based approach (Haystack [14]) as well as a machine learning based approach (Recon [7]) showing that PrivacyProxy can detect many more PIIs.

### III. SYSTEM ARCHITECTURE

Our overarching objective with PrivacyProxy is to develop a practical system that increases smartphone users’ awareness of, and provide control over, PII that their apps send over the network. To achieve this, we had a number of design goals. First, to maximize utility for everyday users, our solution must work on stock, non-rooted/jailbroken devices. Second, we want to detect a broad range of PII, including known trackable IDs (e.g. UUIDs, MAC addresses, etc), previously unknown identifiers dynamically generated by specific apps or libraries, and likely PII such as location. Third, we want to provide users with effective notifications and fine-grained controls to prevent the flow of PII over the network by blocking or anonymizing the data. Fourth, we want PrivacyProxy to impose minimal performance overhead on apps as compared to without using our system. Fifth, we want a solution that is usable in practice by requiring only minimal user interaction for privacy decisions. Finally, we wanted a solution that scales with increasing number of users and apps.

**Threat Model:** We assume that developers are generally honest and are not trying to deliberately obfuscate their activities. For example, if an app uses custom app-layer encryption, non-standard encodings, or some indirect ways to track users, we will not be able to detect them. Note that we do handle SSL using a man-in-the-middle approach, but like all other current approaches, we do not handle certificate pinning. Note that, while network blocking based on certain DNS name/IP address may be able to block sending PII to that server, it essentially makes the system equivalent to an ad-blocker, consequently, breaking the ad-based revenue model of the current smartphone industry. In contrast, PrivacyProxy takes a

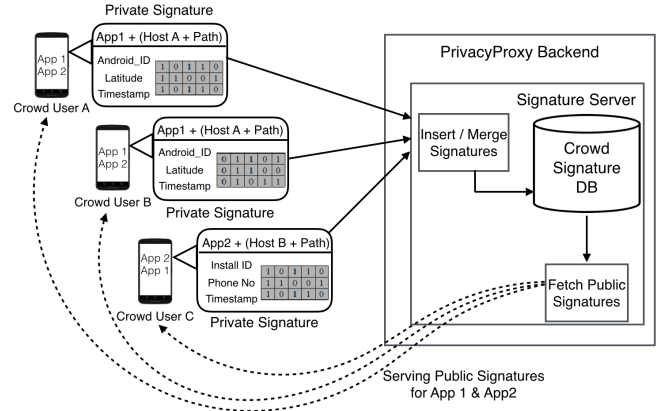


Fig. 1. PrivacyProxy detects likely PII using network analysis and crowd-sourcing. Users upload anonymized private signatures from key-value pairs extracted from their network traffic. Signatures with the same Signature ID are merged into a public signature. Users fetch public signatures for their apps, to allow comparison of their private signatures with the public ones for each app.

finer-grained approach, where only PII is blocked rather than all traffic.

#### A. Intercepting Network Traffic

To observe what data (including potential PII) is being sent over the network, we need a way to intercept network traffic on *unmodified* smartphones. We also need to separate traffic into different flows of information, taking into account individual apps, hosts where data is being sent to, etc. To achieve this, we build upon the internal Virtual Private Networking (VPN) service provided by most modern smartphone OSes. Traditional VPNs intercept all device traffic and forward it over an encrypted tunnel to another server, which can then process and/or forward the data to the eventual destination. VPNs can operate at multiple layers, including both transport layer (SSL/TLS) and also at the network layer (e.g. IPsec).

We build upon PrivacyGuard [8], which does the following: (a) it registers a Fake VPN service to intercept all IP packets; (b) implements TCP-Forwarders and UDP-Forwarders that implement TCP and UDP protocols; (c) instantiates a LocalServer on the smartphone which pretends to be the destination for all app-server communication and acts as a man-in-the-middle (MITM) proxy; (d) connects the LocalServer with the actual remote server for each request and does the necessary TCP handshakes; (e) has the LocalServer pass back the response from the real server to the TCP forwarders, which delivers the IP packets back to the app.

To decrypt SSL/TLS, we perform MITM SSL injection. With the user’s explicit consent, we add a trusted root certificate on the device that lets PrivacyProxy sign any certificate for end hosts that individual apps contact, so that the LocalServer process described above can finish the SSL handshake and decrypt packets sent by an app on the device itself before sending the packets through a new SSL connection with the actual server.

## B. Detecting PII

A key design goal of PrivacyProxy is to detect a wide variety of PII. We assume most apps use RESTful APIs that encode data as HTTP(S) requests/responses. Prior work has shown that using HTTP(S) is common for client/server communication in Android [28], with more than 80% of apps having structured responses [26], which we also observe in our own dataset.

1) *Extracting Key-Value Pairs*: After intercepting traffic with the LocalServer, we extract Key-Value pairs. Figure 2 shows an example request and key-value pairs that would be extracted. We extract all arguments in the request URI. We also extract key-value pairs from HTTP headers, ignoring common headers like “Accept-Encoding” and “Content-Type”, instead looking for uncommon headers like “X-Secret-Location-Header”. We attempt to parse these header values as JSON, XML, or a URL, and if that fails we treat it as text. For the message body we use hints such as the “Content-type” header to parse, failing which we try common formats such as JSON, XML, and URL encoded. If that fails, we treat the entire body as a text value and assign a fixed key to it. Note, our scheme will not work if apps use their own proprietary encoding. In our tests, we observed less than 0.6% of all HTTP requests used some non-standard encoding that we could not parse. Our keys have prefixes such as “U” for URLs, “H” for header, and “B” for body to reduce conflicts. In addition, nested keys are flattened to include all the parent keys.

2) *Signature Generation from Key-Value Pairs*: The next step is to detect what is and is not PII based on extracted key-value data, as described above. A novel aspect of our technique is doing this detection by aggregating anonymously contributed data from individual devices, to generate crowd-sourced signatures that identify which data items (per app) are likely PII. The intuition is that key-values that repeatedly appear in the data streams from only a particular device are likely PII, while those appearing across many devices are not.

Each device contributes signatures comprised of a Signature ID (SID) and extracted key-value pairs. A Signature ID, or SID is the tuple (package-name, app version, method, host, path). For example, the HTTP request in Figure 2 was sent from version 1.0 of the io.example.app and would have an SID of (io.example.app, 1.0, GET, www.example.io, /api/v1). SIDs let us associate signatures for the same app/requests from different users’ devices. The ‘host’ and ‘path’ fields lets us further distinguish the end-point of PII transmission.

The other part of a signature contains all the key-value pairs with the same SID. For each extracted key, we store a count-min sketch [29] which represents the frequencies of all the different values associated with a given key, as shown in Figure 2. **Count-min Sketch** is like a 2-dimensional Bloom filter that estimates the frequency of an event. Concretely, each count-min sketch is a collection of  $r$  integer arrays of length  $n$  (every element initialized to 0) and  $r$  hash functions. It supports 2 operations: *increment*( $v$ ) and *count*( $v$ ). The

*increment* function takes in a value  $v$  and for each array  $\alpha_i (1 \leq i \leq r)$ , it increments the integer at  $\alpha_i[hash_i(v)]$  by one. The count function returns an estimate of the frequency of value  $v$  by returning  $\min_{1 \leq i \leq r}(\alpha_i[hash_i(v)])$ .

Note that count-min sketch is extremely space efficient since it only requires  $r \times n$  integers. Given any value, it will either return the correct frequency or an overestimate of counts, but never an underestimate. In addition, it does not reveal the actual values that were inserted, which is important from a privacy perspective. Multiple count-min sketches can also be trivially combined by doing a element-wise sum over each array. In our implementation, we use SHA-256 as the hash function and we generate  $r$  different hash functions by appending fixed random strings to the value  $v$ . Furthermore, for each count-min sketch, we also maintain a counter  $m$  which keeps track of the number of times the increment function was called, regardless of the value used. We chose  $r = \lceil \ln \frac{1}{0.01} \rceil = 5$  and  $n = \lceil \frac{e}{0.05} \rceil = 55$ , which theoretically ensures that if the true frequency of  $v$  is  $f_v$ , then  $P[count(v) \leq f_v + 0.05n] \geq 0.99$ .

We generate two types of signatures using this approach. *Private Signatures* are generated by each user on their device. Periodically, each device uploads their private signatures to the Signature Server. Since each private signature only contains the SID and the count-min-sketches but not the actual key-values, it is extremely space efficient and there are minimal privacy concerns about what information the PrivacyProxy Signature Server has. By combining these private signatures from different users, the signature server can generate a *Public Signature* which can then be periodically downloaded by devices based on which apps they have. To protect user privacy, we don’t authenticate users and signatures. However, this opens up the possibility of Sybil attacks, which we discuss later.

3) *Identifying Likely PII*: Classifying a particular key-value pair as likely PII or not is relatively straightforward. The intuition is that a key-value pair that is unique to and repeatedly seen on a single device is likely PII, while a pair that is common to many devices is not. For example if an app uses a device-based UUID to track users using the key “UserID”, its value (the UUID) is likely to be the same for requests from the same user, but different across other users of the same app. We discuss how we handle location and other special cases in Section IV-A.

Let  $S_{private}$  and  $S_{public}$  represent the private and public signature for a particular SID, respectively. Let  $F(S, k, v)$  denote the estimated frequency for the value  $v$  associated with key  $k$  as reported by signature  $S$ . Likewise, let  $C(S, k)$  denote the number of values (not necessarily unique) that have been inserted into signature  $S$  for key  $k$ . For each key-value pair  $(k, v)$  extracted from the request, let  $P_{private}(k, v)$  be the estimated probability of seeing the pair in the user’s own requests and  $P_{public}(k, v)$  be the estimated probability of seeing the pair across all users’ requests. We can then calculate:

$$P_{private}(k, v) = \frac{F(S_{private}, k, v)}{C(S_{private}, k)}$$

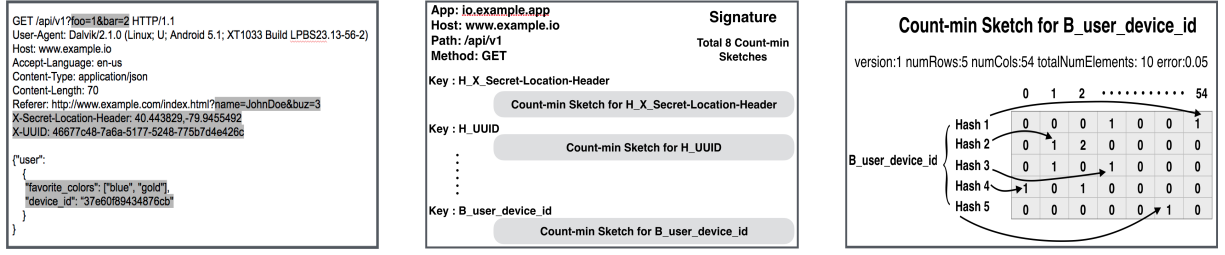


Fig. 2. Signature generation process flow: (a) Our Request Parser looks for key-value pairs in app HTTP requests, looking at request URI query parameters, HTTP headers, and body. Extracted key-value pairs are highlighted. (b) Signature structure for the sample HTTP Request. A signature identifies the app used, destination, URL Path, and method, plus count-min sketch for all keys. c) Count-min sketch signature for key Device\_ID. Count-min sketch is a probabilistic and compact data structure for counting the frequency of different values seen for each key.

Likewise we can do the same for  $P_{public}(k, v)$ . Let us consider the PII analysis for a given key-value pair  $(k, v)$ . For brevity, we'll use  $P_{private}$  to refer to  $P_{private}(k, v)$  and  $P_{public}$  to refer to  $P_{public}(k, v)$ . We will let  $T$  be a tunable threshold between 0 and 1. Using these definitions, we can classify  $(k, v)$  into 3 categories:

### 1) Application Constant

$$P_{private} \geq T \quad \text{and} \quad P_{private} \leq P_{public}$$

Values in this category are present in most requests of the user. However, they also appear frequently in the requests of other users. As a result we label them as application constants since they are likely to be the same for all the requests with the same SID. A good example would be developer IDs used by ad libraries to identify the apps that made the ad request.

### 2) Context-Sensitive Data

$$P_{private} < T$$

Values in this category are very uncommon among requests from the user and thus unlikely to be PII or application constants. There are two likely explanations. The first are values dynamically generated by the app. Examples include timestamps, random numbers used by libraries such as Google Analytics to prevent caching [30], and app-specific checksums. The second are values associated with the user's actions. Examples include number of minutes the screen is on or the user's precise GPS location if the user frequently moves.

### 3) Likely Personally Identifiable Information (PII)

$$P_{private} \geq T \quad \text{and} \quad P_{private} > P_{public}$$

For values to be classified as PII, they need to be common for a single user and rare for others. The selection of parameter  $T$  is flexible, although it should be set such that it prevents context-sensitive values from being misclassified as PII or application constants. Also, the properties of count-min sketch means that we will never underestimate  $P_{private}$  and  $P_{public}$ . Along with theoretical guarantees on the bounds of  $count(v)$ , our PII detection algorithm is quite conservative in determining whether a given value is PII or not. We err on the side of higher false positives, under the assumption that we can rely on the user to mark a particular value as not PII. However, if we err on the true negative side, we risk PII being leaked. In

general, it is hard to infer how privacy sensitive a piece of PII is. As such, we have designed PrivacyProxy to detect likely PII, but defer decisions about filtering to the user.

PrivacyProxy relies on crowdsourced contributions of private signatures. Even though we only need two users using the same app to start making inferences about likely PII, the true strength of our system is realized as the number of users increases, which improves our signature coverage as well as the accuracy. However, this does require us to bootstrap the system initially. However, this cold start problem will only happen once, and there are multiple ways to bootstrap our signature database, e.g. downloading the most popular apps onto test phones and having a monkey interact with apps, or paying a small set of initial participants.

### C. Mitigating PII Leaks

**Filtering PII:** We allow users to explicitly mark detected values as PII or not through our app's UI. If a user marks a value as PII, we then give her the option to filter this value in subsequent leaks. We generate fake values to replace values marked for filtering by identifying their type and structure using regexes. We currently detect MAC addresses, IPv4, IPv6, phone number, Social Security Number, and email addresses. In case of a match we use a default pre-configured value for each type as fake value that is the same for all users. If the value does not match any regex, we use a set of zeros maintaining the exact length of the value being filtered. For subsequent requests, we perform a simple search-and-replace to remove PII with the fake value generated before sending the request to the destination on the Internet. We keep track of when a marked PII is filtered in a request. Once a week we show the user a summary of detected PII, including ones that have been filtered. The goal of this notification is to keep the user informed about PII and to solicit optional feedback about whether the app continued to work properly after filtering.

**Impact of Filtering on Apps:** Filtering the requests to replace PII with non-PII is a key feature of PrivacyProxy. However, doing so may impact the app functionality or in some cases may even cause the app to crash. If the user filters a PII from an app and it breaks (e.g. response code is not a HTTP/200 OK), PrivacyProxy sends the resulting HTTP response codes (e.g. HTTP/400 or HTTP/500) to the server. If the response codes for multiple users (for the same



key-value pair) indicates that filtering broke the app, we add it to a global whitelist (app-crash whitelist) and display a warning to the user that filtering that particular PII might break the app. In addition, the user can also provide feedback if filtering a particular key-value pair made an app unusable. This information is also sent to the server, and if multiple users report the same key-value pair for a particular app, it can be added to a global whitelist (app-unusable whitelist).

#### IV. IMPLEMENTATION

We describe our implementation of PrivacyProxy on Android, highlighting how we support our design goals mentioned in Section III. Note that our approach can be ported to any smartphone OS that exposes a VPN API. We plan to make the source code of PrivacyProxy available once the results have been published.

##### A. PrivacyProxy Android App

We use PrivacyGuard’s FakeVPN and LocalServer to intercept traffic and perform man-in-the-middle for SSL/TLS traffic. PrivacyGuard [8], as well as our implementation of PrivacyProxy, use Android’s `VPNService` API (added in API Level 14), which is intended for 3rd party VPN apps. These VPN-based apps need to request the `BIND_VPN_SERVICE` permission. Note that the Android OS explicitly shows an warning to users that an app may be monitoring their network traffic.

Our PrivacyProxy app works on devices running Android API 15 to API 24, and has been tested on devices running Android 4.3, 5.0, 5.1, 6.0, and 7.0 in the lab. We ported PrivacyGuard to Android Studio 2.2.2 and modified 3324 lines of code to implement new functionality provided by PrivacyProxy, specifically modifications to LocalServer and parsing HTTP requests. The rest of our app (processing logic, UI, XML, and other design elements) added 18,475 lines of code, for a total of 21,799 new lines of code.

Figure 3 shows the overall flow of data. App requests are intercepted by the FakeVPN Service and sent to the LocalServer (Step 1). Next, our Request Parser (Step 2) attempts to parse each request using several known encodings (currently JSON, XML, and URL) and if not marks it as plain text. The output of this step is a set of key-value pairs. Next, our Signature Generator (Step 3) generates private signatures for the (package-name, app version, method, host, path) tuples using count-min sketch, as explained in Section III. These signatures are stored in a Signature DB on the device. The LocalServer in parallel also sends the request to the Request Filter (Step 4), which uses the PII Detector (Step 5) to look for PII by comparing private signatures on the device with the public signatures received from the PrivacyProxy server. Any detected PII (key, values) are also stored locally on the device in a PII DB, along with generated fake values that they can be replaced with (Step 8). Detected PII are shown to the user in the PrivacyProxy UI, where they can label which key-values are actually PII and can choose to filter out these values. Our app stores these decisions in the PII DB and also logs it in

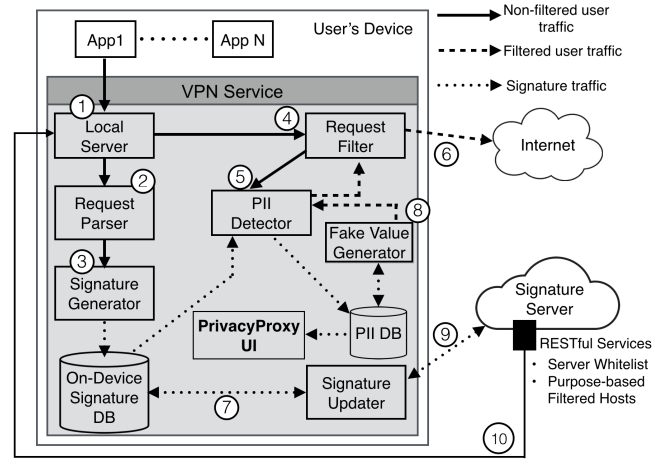


Fig. 3. Different components of the PrivacyProxy Android app, showing various processing steps including (1) packet capture, (2) request parsing, (3) signature generation, (4) Request filtering/marking, (5) PII detection, (6) forwarding to destination, (7) upload/download signatures, (8) generating fake data for values marked for filtering, (9) getting public signatures, and (10) host-purpose mapping, server-whitelist from the Signature Server.

an on-device database. Based on the user’s decision, either the original app request is unmodified, or PII in the request are modified by replacing original values with anonymized ones, and sent over the network (Step 6).

The private signatures stored on the on-device Signature DB are periodically uploaded by a separate Signature Updater to the Signature Server (Step 7). The signature updater uploads signatures opportunistically, preferring WiFi over cellular networks and also when the phone is plugged in. The signature server processes these private signatures and sends back public signatures. The signature updater stores a local copy of the public signatures for future use. This is done in a battery conserving manner since the PrivacyProxy signature database only requires weak consistency (Step 9). In addition, the PrivacyProxy Signature server has a RESTful interface to fetch the server side whitelists (Step 10).

Figure 4 shows the UI for the PrivacyProxy app. The home screen (left) presents an overview of PrivacyProxy. Users can toggle the VPN functionality and see the total #apps monitored, #pieces of information sent to remote servers, #instances of PII detected, and #hosts that apps on their device have contacted. In the My Apps view (center-left), users can see summary info of all non-system apps that have used the network, including the number of potential PII detected and the number of people using the same app. Clicking on a particular app shows the detailed app view (center-right), which shows the associated key-value pairs that have been detected and the last few values for each key. Here, users can label each key-value pair as PII, selecting from “Yes”, “No”, and “Maybe”. If the user chooses Yes, we provide the option to filter that key-value, replacing it with an anonymized value the next time we observe it (shown for the second key in the same screenshot). Finally (right), users can configure settings.

**Handling Special PII Cases:** We found in early testing that some forms of PII need special handling. Location data is

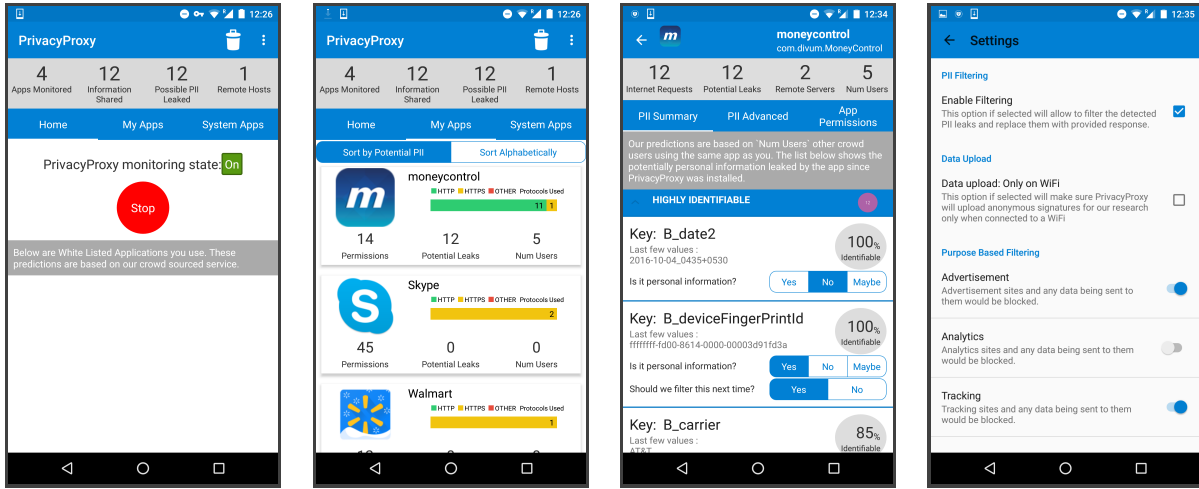


Fig. 4. Screenshots of the PrivacyProxy app from left to right: (a) Home screen showing summary information, (b) a list of monitored apps along with summary information for each app, (c) drill-down information for a specific app, showing key-value pairs that have been sent off the device, (d) Settings Screen

potential PII, although it depends on the geographical spread of our users. For example, if many people are in the same exact location using the same app, location data shared by the app is less privacy invasive and would be marked non PII by PrivacyProxy. We handle location by checking if it follows common formats for latitude and longitude and then comparing it to the last known location of the device, as accessed by our app. If the two are similar, we mark it as location PII. Users can then choose to filter it, replacing it with a location which has the latitude and longitude coordinates rounded off to 1 decimal place, thereby getting a location that is somewhat close by. This approach offers some privacy while also allowing location-based searches and maps to work.

**Performance and Energy Optimization:** Optimizing battery usage when the device is idle/standby is important since most users' devices are in this state with periods of sporadic activity [31]. The PrivacyProxy app is on the critical path of all network traffic, which affects network performance and battery life. We implemented several optimizations to address these concerns. First, we use Android's DozeMode, introduced in API Level 24. While in DozeMode, background services sync and transfer data only during specific time windows. When entering DozeMode, we turn off PrivacyProxy's VPN and turn it back on during that window. Based on our empirical measurements, keeping the VPN running consumes resources even if it does not monitor any outgoing traffic, and this optimization reduces this overhead.

Second, we use Android's VPN bypass functionality [32] to whitelist certain apps so their traffic does not pass through the VPN. We use this feature to skip apps e.g. email or ones that use SSL certificate pinning to prevent MITM (e.g. Facebook and WhatsApp).

Third, we have a **FastPath** option. The idea is to disable VPN interception and packet processing on a per-app basis based on past request behavior. Apps are added to the FastPath locally on the device and have no connection with our global

whitelist. Our assumption is that for a particular version of an app that is sending data to a particular host+path combination, if we do not detect a PII leak after a certain number of requests (randomly chosen to be between 500 and 2000, but configurable), we add that app to the FastPath and do not inspect requests from that app/version. Consequently, the apps on the FastPath are dependent on each user's request and may vary from user to user. However, if this same app then subsequently tries to contact a *new host and path* combination we remove it from the FastPath and start processing all its requests again. Moreover, whenever PrivacyProxy is started, we randomly remove a subset of apps from FastPath and enable sampling their requests again (currently set to 200 requests) to make sure the app is continuing to not send out any PII, and to help minimize the effect of sybil attacks.

#### B. PrivacyProxy Signature Server

The Signature Server collects crowdsourced private signatures and calculates public signatures. More specifically, the Signature Server (SS) combines private signature uploads from clients and updates public signatures for associated signature IDs. These public signatures are stored in the SS database and periodically downloaded by PrivacyProxy clients. Count-min sketch makes combining signatures trivial. In addition, each count-min sketch in a signature can be updated independently, so we don't have to worry about users having slightly different signatures with the same SID. SS is implemented in the Go language and supports HTTPS. Our server code is just over 1000 lines of Go code, with another 350 lines for processing uploaded signatures. We use the Let's Encrypt SSL Certificates for HTTPS and MySQL as our database. To minimize storage and bandwidth, we use Google's Protocol Buffer library to efficiently serialize all data transfer. As mentioned earlier, our count-min sketch has  $r$  rows (currently 5) and  $n$  columns (currently 55) see Figure 2 (c). We also use 64 bit integers. This means that each key only takes up  $r \times n \times 8 = 2200$  bytes regardless of the number of values. To protect user privacy, we do not store the IP addresses or

any other identifiers of PrivacyProxy clients sending us private signatures. We only allow clients to upload private signatures with at least 10 observations of the same network request from each app to ensure we get quality signatures.

**Using the crowd to mitigate each user’s burden:** Similar to the FastPath optimization earlier, we have also implemented a server-side `WhiteListing` feature that can provide hints to PrivacyProxy clients to reduce performance overhead. The intuition is that if there are enough users for a particular app/version (currently set to 5 users) and if we have not detected PII in any of their requests, it’s unlikely that the app leaks any PII. For this feature, we aggregate data on the number of requests seen and the number of potential PII flagged by PrivacyProxy for a particular app/version. Note, we do not need the actual PII to be shared with our server but only the *number* of PII detected and flagged as TP/FP for each app/version. If we conclude that a particular app does not leak PII, we add it to our whitelist. PrivacyProxy client apps can download this whitelist and add them to the VPN bypass method (Step 10 Figure 3). The key advantage for new users is that they will not observe any performance overhead of PrivacyProxy processing data from these apps. It is possible for an app developer to game the system by not accessing any PII at first. This case can be handled by having a random and small subset of app requests being sampled, though we have not implemented this feature.

## V. EVALUATION

We evaluated PrivacyProxy in four different contexts: a lab study, a small field study, a user survey from the field study, and a comparison of PrivacyProxy with two other related systems - Recon [7] and Haystack [14]. Based on these evaluations, we highlight several key findings. First, we show that we can detect PII accurately with a precision (63.9%) and recall (100%) in our lab experiment and precision (81%) and recall (100%) for our field study. Second, we quantify the improvement in detection efficiency as the number of signatures (number of users using the same app) in our database increases. Third, PrivacyProxy finds more PII than other approaches. Finally, based on our user survey, we show that 85% of the users in the survey found no perceptible change in battery life and 68% users found no change in network performance.

### A. Experimental Design

For both the lab study and the small field study, we identified PII using the definition in Section III-B3. We calculated Precision, Recall, and F1 scores by manually labeling values as potential PII and then comparing against results from PrivacyProxy. Note that an app might make many requests to the same host/path with the same key-value pair. If we analyze all these requests as separate events, then we will inflate the number of detected PII/non-PII key-value pairs in our experiments. To address this, we only examine unique (SID, key, value) tuples.

**Scenario 1: Controlled Experiment:** We selected the most popular 10 free Android apps from 33 different categories

on Google Play. Some apps failed to run on the automated testing framework we used [33], and hence we evaluated PrivacyProxy on just 300 apps. For this experiment, the devices were configured to upload the signatures after just 3 observations (as opposed to 10 in the usual deployment). Each “training run” for an app consisted of installing an app, exploring it for 6 minutes and then uninstalling it. We used DroidBot [33] to perform 3 training runs for each app on 4 Android Nexus-5X phones running Android 6.0 with PrivacyProxy running in the background. We chose to run 3 training runs to make sure that PrivacyProxy observed enough instances of network requests to trigger an upload. Next, we used the same automated script on a fifth Nexus-5X phone running Android 6.0 as a “test run” to evaluate the results and the PII detected by PrivacyProxy. While we configured Droidbot[33] to interact with the apps in the same way across runs, there was still some variation due to non-deterministic behavior in apps, variation in the environment, or timing issues. For instance, when Droidbot clicks a button, sometimes it successfully completes the desired function while at other times it fails due to slow network speeds. Similarly, Droidbot’s interactions can differ as apps change the phone environment by turning on accessibility settings, changing the language of the phone, turning off the WiFi, and so on. To verify our results, we manually inspected each unique key-value pair PrivacyProxy extracted from the test run on the 5th device.

**Scenario 2: PrivacyProxy Field Deployment:** In this scenario, our signature database was created by users who installed our app from the Play Store and from our user study. We recruited 18 participants from an online portal, asking them to use PrivacyProxy for at least 4 days. This was an IRB-approved User Study and participants were given a \$20 Amazon Gift Card. Participants were asked to keep PrivacyProxy running for as long as possible and use their devices as they normally do. After 4 days, all participants were given the option to take a survey from the app. We also published the app on Google Play (published in Nov 2016) for organic users to discover the app on their own. The user study ran from Nov, 2016 to Jan, 2017. Then we ran the field study using organic users till May, 2017.

We collected 1803 signatures from 191 apps. We took the top 100 apps based on signature count and installed them on a test device. The top five apps were BBC News, IMDb, MoneyControl, Pinterest, and Skout. We used a test device to evaluate PrivacyProxy’s PII detection accuracy, obviating the need for actual users to share their original key-value pairs. We manually launched these 100 apps and interacted with them for a minute on our test device. We then examined the key-value pairs marked by PrivacyProxy as PII. We also collected telemetry information from users about the apps which were detected to leak PII. We got app package name, count of detected PII, count of user-marked PII and non-PII values, and the count of protocols (HTTP/ HTTPS/ Other) used by the app. This information enabled us to make decisions on whitelisting the apps on the server side.



TABLE I

SUMMARY TABLE SHOWING DETECTION EFFICIENCY IN THE CONTROLLED EXPERIMENT AND IN THE FIELD DEPLOYMENT. ROW 1 SHOWS THE PERFORMANCE OF PRIVACYPROXY WITHOUT ANY FILTERING AND ROW 2 SHOWS THE PERFORMANCE OF PRIVACYPROXY AFTER FILTERING OUT DETECTIONS WHICH WILL BE CORRECTLY MARKED AS NON-PIIS AFTER MORE TRAINING.

Scenario	TP	FP	FN	Precision	Recall	F1 Score
Controlled Experiment (Without Filtering)	390	230	0	0.639	1.0	0.780
Controlled Experiment (With Filtering)	390	67	0	0.853	1.0	0.921
Field Deployment	90	21	0	0.810	1.0	0.90

### B. Detection Efficiency

We manually labeled key-value pairs PrivacyProxy classified as PII. We considered values such as unique identifiers and location true positives, and the rest false positives. Note that this is an over approximation of false positives as some of these values might contain app-specific PII we were not aware of. We also inspected potential PII values that were below threshold and hence not classified as PII (false negatives), but we did not find any. We used a threshold of  $T = 0.6$  based on preliminary lab tests. The results of for both scenarios are shown in Table I.

**Scenario 1:** Our interactions in scenario 1 led to 4525 public signatures. We analyzed the 300 selected apps and found that 94 apps used certificate pinning, which PrivacyProxy is unable to handle without rooting the device. We also found that 71 apps could not get past the login or onboarding stage and Droidbot cannot explore the apps further without manual intervention. Among the remaining apps, there were 119 apps which had signatures from four phones, and the rest had signatures from fewer phones. We then used another device to detect PII by interacting with the apps that had generated public signatures. PrivacyProxy detected 610 potential PII leaks from 94 apps. We labeled the detected PII and calculated True Positive (390), False Positive (230) and False Negative (0) numbers (Table I). Due to limitations of the automated testing framework, we cannot trigger all possible PII leaks from the apps. Therefore, we calculated the false negatives only considering the network requests we saw in our experiments. Interestingly, the Color Switch app transmitted the amount of free space on the SD card (in bytes). As most people won't have the exact same number of bytes free, this information is a weak form of PII. The other is a device fingerprint (deviceFingerprintId:ffffffff-cb11-0cb1-ffff-ffffd2464132). These examples suggest regex-based approaches can easily miss PII if we do not have a priori knowledge. Additionally, users may not have sufficient knowledge to label values like these as PII. Lastly, the current permission-based controls in Android would not be able to control such PII leaks.

We observed that many false positives occur because PrivacyProxy server did not see many signatures for the same SID in the training runs. We believe that as PrivacyProxy observes more requests, its precision should increase. To test this

hypothesis, we selected 25 apps with the most false positives from our evaluations and explored them with additional training rounds to understand how the precision changes with more observations of network requests. We ran a total of 15 training rounds for each of these apps and recorded PrivacyProxy's precision at intervals of 3 training runs. We used the same training and testing devices for this experiment as well. While the average precision slowly increases for most apps with more training, note that the behavior differs from app to app. We segregated these apps into three categories based on their behavior. Figure 5 shows apps for which precision increases rapidly and eventually all these apps have a precision of 100% after 9 training runs. Figure 6 shows apps for which precision slowly or never increases and eventually stays below 100% even after 15 training runs. Interestingly for the 5 apps shown in Figure 7, precision sometimes decreases with more runs when the apps start exploring new or rarely executed paths and observes rarely seen key-value pairs. Evaluation of false positives after re-running these apps shows significant reduction in the number of false positives and an increase of overall precision of these 25 apps from 53.7% to 69.6%.

We manually analyzed the false positives found in our evaluation to understand and categorize the reasons why PrivacyProxy falsely detects them as PII. First, PrivacyProxy had some false positives because it could not properly parse the body of the HTTP request in some cases. Second, PrivacyProxy mistakenly detects some values as PII because in certain apps, the URL paths (which PrivacyProxy uses as signature ID) had some random strings, e.g. `api.geo.kontagent.net/api/v1/11828d55da4547b5b7bd85eef33c38a0/cpu/`. Since, these random strings form a part of signature ID, we don't have any public signatures with the same ID and this leads to false positives. Third, we found that many apps sent identifiers for objects on servers, which can possibly get filtered with many more users. Fourth, some values looked like PII, but we were not sure about them based on the available information and conservatively marked them as false positives. Finally, some values appear infrequently in some apps, such as screen resolution, device model, OS build version, time-zone, font family etc. When Droidbot explores new or rarely executed paths, this gave rise to lot of false positives. PrivacyProxy marked some of these values as non-PII in some apps, while

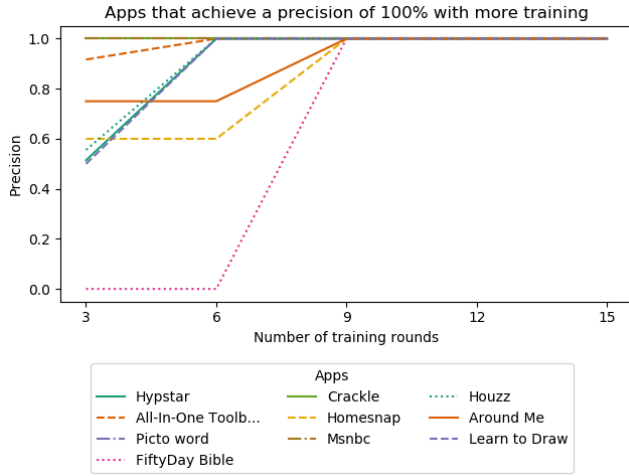


Fig. 5. Summary of change in precision of PrivacyProxy with increasing number of training runs. The precision numbers included are for the apps among the 25 apps which reached a precision of 1. The horizontal axis shows the number of training runs while the vertical axis shows the precision of different apps.

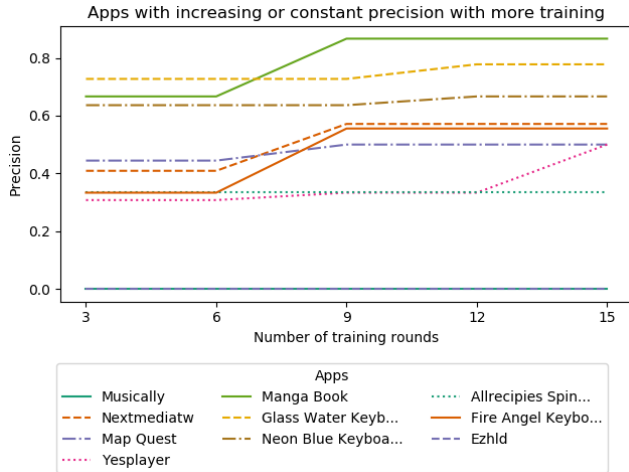


Fig. 6. Summary of change in precision of PrivacyProxy with increasing number of training runs. The precision numbers included are for the apps among the 25 apps in which slowly increases, but precision stays below 1.

the same values were marked as PII in other apps as they did not appear enough number of times during the training runs of those apps. PrivacyProxy will mark these values as non-PII if the apps are trained long enough to capture more instances of these values. Overall precision of PrivacyProxy rises to 85.3% if we exclude this last category of false positives.

**Scenario 2:** Our crowdsourced DB was populated with the signatures from our user study and then by users who organically discovered our app on Google Play. In our crowdsourced DB, we had 1803 signatures for 191 apps. In Scenario 2, we interacted with the top 100 apps with the most signatures, and captured requests for 75 apps, communicating with 30 remote hosts. There are two reasons for why we only had data for 75 apps. First, PrivacyProxy signatures were not uploaded since

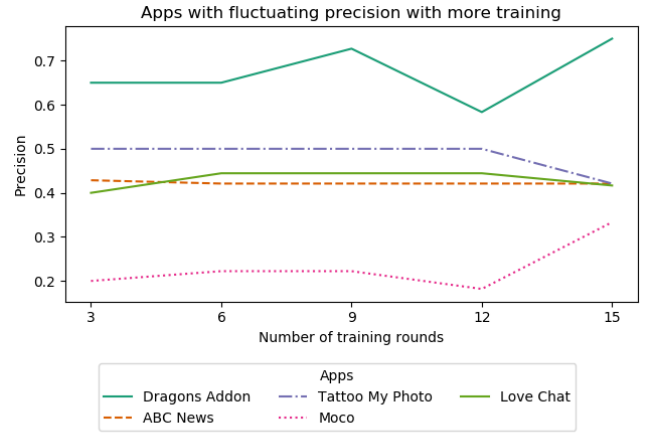


Fig. 7. Summary of change in precision of PrivacyProxy with increasing number of training runs. The precision numbers included are for the apps among the 25 apps in which precision sometimes dropped due to new paths being explored during evaluation.

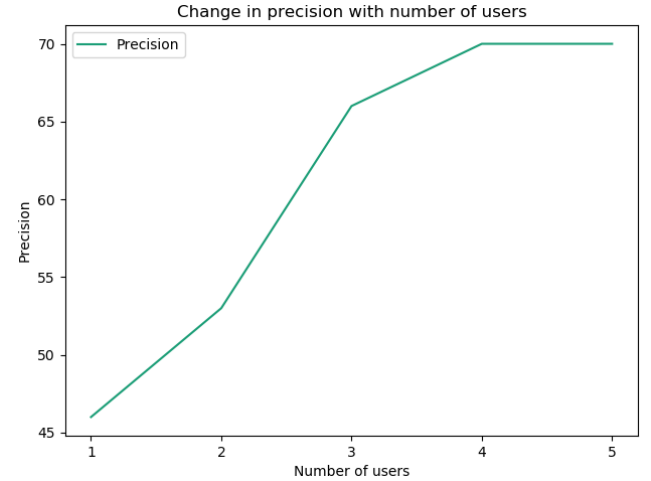


Fig. 8. Summary of change in precision of PrivacyProxy with increasing number of users. The precision numbers included are for the set of 5 apps (Waplog, Pinterest, Moneycontrol, Smart Voice Recorder, and Yelp) used in this experiment.

the same network request was not seen 10 times in our use of apps for 1 minute. To reduce the number of False Positives, we designed PrivacyProxy to only upload a signature to the server once it has seen the same network request at least 10 times. Second, some apps require phone numbers to use, e.g. Marco Polo and Viber, and our device did not have this. PrivacyProxy detected 116 potential PII leaks in 24 apps. We found 92 True Positives and 24 False Positives, resulting in a precision of 0.79 (see row 8 in Table I).

Analyzing the false positives, we noticed the New Break app retrieves news items by sending encoded URLs (e.g. `url:05QR8Z1i01`). Different users read different news, so these key-value pairs were misclassified as PII. We found other interesting cases of PII leaks, e.g. “GO Weather Forecast

TABLE II

COMPARISON OF PRIVACYPROXY, RECON, AND HAYSTACK IN DETECTING UNKNOWN PII FOR 15 APPS THAT WE ANALYZED. THE FIRST TWO ROWS PRESENT TWO EXAMPLE APPS SHOWCASING THE ABILITY OF PRIVACYPROXY TO FIND NON-STANDARD PII AS COMPARED TO OTHER APPROACHES.

<sup>1</sup>WE CATEGORIZE FALSE POSITIVES BASED ON THE STRICT DEFINITION OF PII WE USE IN THIS PAPER. FOR EXAMPLE, GENDER AND TIME-ZONE ALONE CANNOT IDENTIFY A PERSON, THOUGH CAN IF COMBINED WITH OTHER VALUES, AS DISCUSSED IN SECTION VI.

Package Name	Metrics	Recon	HayStack	PrivacyProxy
com.abtnprojects .ambatana	True Positives	Advertiser ID, Device ID, Android ID, Email, Location	Android ID, Advertising ID, Hardware ID	Local IP, Device Fingerprint ID, First Launch Date, Advertiser ID, Identity ID, UID, Hardware ID, Google Advertising ID, Install Date
	False Positives <sup>1</sup>	-	Build Fingerprint, Account Information	Timestamp
tv.telepathic .hooked	True Positives	Advertiser ID, Android ID	Android ID	Identity ID, Local IP, Device Fingerprint ID, Android ID, Hardware ID, Google Advertising ID, Identity ID, FirstLaunchDate, AppsFlyerID, UID, Session ID
	False Positives <sup>1</sup>	-	Build Fingerprint, Account Information	Timestamp, Date
Total PII Count in the 15 apps	True Positives	68	37	96
	False Positives <sup>1</sup>	4	21	22

& Widgets” sends IMEI to ‘t.appsflyer.com’ (AppsFlyer), a mobile app tracking and attribution analytics library. The “Gaana” music app sends location to ‘checkout.freecharge.in’ (payments app). Both are cases where PII use does not align with the purpose of the app.

Crashlytics is a popular library for crash reporting and was detected by PrivacyProxy to send (Android ID, Google AdID, Unique Installation ID, OS Build version) PII. This library was included in 24 apps (e.g. Skout, Tinder, Venmo) out of 191 apps in our signature DB. Interestingly, Crashlytics provides a feature on their web portal for developers so that users get a notification before sending a crash report (which contains PII). However, during our manual interactions with these apps we did not receive any such notifications, indicating that none of the developers enabled this feature.

The number of users for the 100 apps in scenario 2 ranged from 1 to 10 users. 54 apps had only 1 user, but 3 apps had 6 users (Moneycontrol, Airdroid, News Break), 1 app had 8 users (System App: Android Backup Service), and 1 app had 10 users (System App: Google Services Framework). As shown in Table I, we note that the precision improved significantly (34%) in scenario 2 compared to scenario 1 although there were only 46 apps with more than 1 user. Our hypothesis is that detection accuracy would increase considerably as our user base increases. To test this, we designed another experiment where we simulated a progressive increase in the number of users. We started with 1 device and interacted with a set of five apps for a minute each (Waplog, Pinterest, Moneycontrol, Smart Voice Recorder, and Yelp). These five apps were selected randomly from the top 20 Apps used in Scenario 2. We then repeated the process on 5 more devices (6 total). Two devices were identical while the others were different Android smartphones. Figure 8 shows how PII detection (precision) changes as we add the number of devices using these 5 Apps ranging from 46% for 1 device, to 70% for 5 additional devices. Note that reported PII detection accuracy is achieved without users explicitly marking any values as PII. If we used that information, the

precision numbers should be even better. This observation also applies to the Precision/Recall numbers presented in Table I for Scenario 1 and Scenario 2. While our earlier experiment on 25 apps showed that precision of PrivacyProxy improves when the apps are used more often, this experiment shows precision will also improve when PrivacyProxy has more users.

**Comparison with Recon and HayStack:** We also compared PrivacyProxy’s PII detection with Haystack [14] and Recon [7]. We collected the Top-100 apps from Google play store on July 31st, 2017 and then randomly selected 15 apps from this set for further testing. We tried to download and use Recon but were unable to get it to work for us. Therefore, we contacted the authors of Recon, and sent them the apks for these 15 apps for them to run their App on and send us the results of detected PIIs. We installed Lumen Privacy Monitor (HayStack) and reported results from their app for the set of these 15 test apps. We used the same device on the same network, and used HayStack and PrivacyProxy one after the other to report PII flagged by them for these same 15 apps. For PrivacyProxy, we used 5 phones to generate signature and then used another phone to evaluate. For brevity, we have included a few representative apps from our test setup in Table II and we include the PIIs detected by those apps, as well as the total PIIs detected for all 15 apps. Our goal was to evaluate whether there are certain PII that approaches based on user supplied labeling (ReCon), and deep packet inspection (Haystack) would miss as compared to PrivacyProxy or vice-versa. As noted in Table II, PrivacyProxy identified many more correct PII than either approach (True Positives). Considering true positives, PrivacyProxy found 96 PII while Recon detected 68 PII and HayStack could find only 37 PII for these 15 apps. Being a more generic approach, PrivacyProxy has more false positives than other two approaches while detecting more PII than other specialized approaches.

**Taxonomy of Keys containing PII:** Since our signatures are created using key-value pairs from the HTTP requests, it is possible to look for known PII (such as IMEI and Android ID) and identify all associated keys across different

TABLE III

SUMMARY OF OUR FINDINGS FROM REQUEST KEY ANALYSIS. ANALYZING THE 1803 SIGNATURES FOR 191 APPS FROM OUR CROWDSOURCED SIGNATURE DATABASE WE FOUND 31% OF APPS LEAK AT LEAST ONE OF THE PII TYPES.

Type Of PII (Based on Request Key)	Apps with corresponding PII (Total Apps = 191)
<b>Standard Identifiers (A)</b> (IMEI, Advertisement ID(AdID), Android ID, Crashlytics Install ID)	57 29.8%
<b>Location(B)</b> (Latitude, Longitude, Zipcode)	21 (11.0%)
<b>App Generated Unique Identifiers(C)</b> (Device Fingerprint ID, Install ID, Identity ID, Attribution ID, Hardware ID, Placement ID ..)	19 (10.0%)
<b>All categories above (A+B+C)</b>	70 (36.7%)

apps. For example, some of the keys associated with Android ID are Android-ID, X-CRASHLYTICS-ANDROID-ID, DeviceID. Analyzing the 1803 signatures for 191 apps from the signature server database, we discovered that 31% of apps leak at least one of the PII types (see Table III). Furthermore, since many apps use the same libraries, we can potentially improve PrivacyProxy’s coverage for apps we have not seen before if they use keys known to be associated with PII leaks.

### C. PrivacyProxy Usability

In Section IV, we discussed the various optimizations we did to reduce the energy overhead of running PrivacyProxy, which we measured to be 30% higher without our techniques. To quantify impact on battery life, we installed the top 20 apps from “Free in Android Apps” on our test devices. For the first test, we launched these apps (in the background) and then put the device in standby mode (screen off). In the second test, we used the MonkeyRunner script to open each of these 20 apps one by one, and interacted with them by performing 100 clicks on the screen (screen is on in this case). To measure overhead, we calculated the time it took for the battery to go from 100% to 85% with and without PrivacyProxy enabled. Note, to mimic typical user settings, we enabled the WiFi radio, LocationServices, etc on the test device and ran each test thrice to report data. Table IV presents the energy overhead results. Our data shows that for standby, PrivacyProxy reduces battery lifetime by 9.7% - 11.0%, while in active use the overhead can be up to 14.2%. Past work found that VPNs can consume nearly 10% battery by themselves [34], so the additional battery consumption due to PrivacyProxy parsing and filtering appears to be minimal.

We conducted an in-app user survey to measure perceived usability and performance overhead of PrivacyProxy. The survey was delivered after 3 days of using PrivacyProxy. All questions were on a 5-point Likert scale. For battery consumption, 85% (23/27) of survey participants said that they “Noticed no perceptible change”. 67% (18/27) said the same about network performance. Although there is a performance

TABLE IV

BATTERY OVERHEAD EVALUATION. THE PERCENTAGE DEPICTS THE REDUCTION IN BATTERY LIFE, WHICH VARIED FROM 12.8% TO 14.2% IN OUR 2 TEST DEVICES.

Scenario	Samsung S7 Edge		Nexus 5x	
	StandBy	Monkey Runner	StandBy	Monkey Runner
Without PrivacyProxy	463 min	52 min	650 min	70 min
With PrivacyProxy	416 min 10.2%	46 min 11.5%	594 min 8.6%	61 min 12.8%
With PrivacyProxy and Filtering	412 min 11.0%	45 min 13.4%	587 min 9.7%	60 min 14.2%

overhead of using PrivacyProxy, 54% (14/26) of participants agreed that the performance overhead was worth the privacy improvement while 31% (8/26) were neutral. Overall, 59% (16/27) of users were able to use PrivacyProxy without noticing any perceptible change to apps.

## VI. DISCUSSION AND LIMITATIONS

One potential security concern for PrivacyProxy is Sybil attacks where a malicious entity attempts to poison our signature database. Sybil attacks have been studied in the context of recommender systems, with a number of proposed defenses [35], [36], [37], [38]. In terms of protecting PrivacyProxy against Sybil attacks, some options include: (a) On the server determine whether an uploaded signature is honest or not before merging it with public signatures; (b) verify that honest users of PrivacyProxy are fairly long lasting and upload signatures consistently; (c) provide good PII detection without requiring consideration of all good signatures for an app. The DSybil system [35] actually considers a very similar context to PrivacyProxy where the recommended objects can be good or bad, the lifetime of users is relatively long lived to build trust, and the user aims to find some good objects rather than finding all good objects necessarily. We believe that applying ideas from Dsybil can help PrivacyProxy mitigate against these attacks. Another mechanism is to compare the frequency estimates from the uploaded signatures to those existing in the database. If the uploaded signature differs substantially, we can reduce their relative weight when combining signatures or hold off using them until we see similar signatures for the same SID. We defer exploration of defending against sybil attacks to future work.

PrivacyProxy also has some limitations. First, it has not been designed to defend against malicious developers. For example, PrivacyProxy can be evaded by certain kinds of obfuscation. However, it is worth noting that all other existing approaches today would not work under active obfuscation, and that PrivacyProxy is harder to evade than these existing approaches. Second, we currently do not parse the request URI path for PII, as it is not a structured key-value pair. However, we observed that some apps send the username and email as part of the path. We have the path as part of our SID, and so it is possible to add values from the path to our analysis, though it is still an open question as to the best way of using

this data. Third, some values by themselves are not highly identifiable, but could be when combined with other values (e.g. see [39]). PrivacyProxy currently does not handle this kind of fingerprinting consisting of groups of data values.

Fourth, PrivacyProxy cannot detect leaks from certificate-pinned apps, as we are unable to observe their traffic. We bypass apps which have explicitly enabled SSL certificate pinning, and instead add them to a global whitelist and notify the user. Fifth, PrivacyProxy may not be able to successfully detect PII if we fail to properly parse the request and extract the key-value pairs. In practice, we have not found many instances of this.

Sixth, managing user privacy can involve more than just preventing PII leaks. For example, in the general case, sensor values from smartphones may not appear to be PII, but can still leak private information [40], [41], [42]. Also, our detection approach does not allow us to identify the exact type of the detected PII as we explicitly decided against accessing various OS/Android identifiers on the device ourselves (e.g. MAC Address, UUID, phone etc). This is not a fundamental limitation, but rather a design tradeoff that we chose, based on two reasons. First, we wanted to see how far we could go using the crowd-based approach, using minimal information about a given device. Second, we felt that most people would not understand what most of these identifiers were, e.g. MAC address or UUID, and would thus be of marginal value to end-users.

Finally, while PrivacyProxy only uploads hashed signatures to our external signature server, a malicious signature server could potentially conduct a dictionary attack revealing the actual values from the hashes if the set of possible values for a given key is small. For example, it is possible to pre-compute the hashes of all possible birth years or ages. However, these dictionary attacks will not be practical for most other types of key values, especially since PrivacyProxy is biased to detect PII that is uniquely identifying, for which the search space is quite large. Nevertheless, there are some possible ways to mitigating this kind of attack. First, we can add some noise to signatures before they are uploaded to a signature server to make pre-computation harder, e.g. adapting techniques similar to those in RAPPOR [43]. However, this also risks increasing false negatives. Second, we might also only retrieve the counts from the signature server instead of the whole signature, which will limit the information attackers can infer from public signatures and make it much harder to do offline dictionary attacks. Third, we can segregate count-min sketches of different keys to prevent correlation attacks between different values (like inferring what addresses someone goes to). We can then use an encrypted or hashed value of SID and a key to find the right count-min sketch without revealing the count-min sketch of corresponding keys from the same signature. In the future, we plan to do an-depth study evaluating these approaches and their tradeoffs.

Returning to the issue of certificate pinning, while this technique greatly improves security by mitigating man-in-the-middle attacks, it also makes it harder for any intermediary to

inspect network flows for PII. If certificate pinning becomes more widely adopted by apps, how does that affect techniques like ours? In the introduction of this paper, we briefly mentioned two use cases. The first is to have PrivacyProxy running on end-users' devices, identifying and potentially filtering PII. This use case becomes less viable if more apps use certificate pinning, since we can inspect fewer apps. The second use case is to have third parties inspect apps and then assign privacy grades. In this scenario, the third parties could still look for PII by rooting a set of smartphones and simulating user interaction (which is not too different from what we did for our evaluation in Section V).

Our technique can also be combined with other existing approaches. For example, Haystack [14] uses regular expression to find PII. In contrast, PrivacyProxy explores an alternative solution in the design space, using a crowd-based approach. It's likely that a hybrid approach could offer the best of both worlds, with regular expressions being used to quickly find common types of PII, especially for apps with few users, and our crowd-based approach being used to find uncommon types of PII for widely used apps. Using regex would also make it easier for PrivacyProxy to more easily filter out certain cases too, e.g. timestamps of the current time and in future, we plan to explore such a hybrid approach to improve the precision.

## VII. CONCLUSIONS AND FUTURE WORK

PrivacyProxy is a scalable system for detecting and mitigating information leaks from devices running stock Android OS. We utilize a unique signature structure to efficiently summarize all requests leaving the user's device without revealing actual content. In addition, we propose a novel crowdsourced PII detection algorithm that relies on user-generated signatures instead of heuristics. This approach lets us detect both traditional forms of PII as well as app-specific identifiers. By running on the user's device, we can filter out PII before it leaves the device, and we have optimized our app to minimize network overhead and battery consumption.

Based on our experimental evaluation, we found that precision increases as more users use PrivacyProxy. In addition we show that PrivacyProxy can find several types of PII that other approaches cannot. Furthermore, we show that perceived impact on battery life as well on the network performance is low as reported in our user study.

## REFERENCES

- [1] "Guide to protecting the confidentiality of personally identifiable information (pii)," <https://doi.org/10.6028/NIST.SP.800-122>, accessed: 2016-11-29.
- [2] Y. Agarwal and M. Hall, "Protectmyprivacy: Detecting and mitigating privacy leaks on ios devices using crowdsourcing," in *Proceeding of the 11th Annual International Conference on Mobile Systems, Applications, and Services*, ser. MobiSys '13. New York, NY, USA: ACM, 2013, pp. 97–110. [Online]. Available: <http://doi.acm.org/10.1145/2462456.2464460>
- [3] H. Almuhammedi, F. Schaub, N. Sadeh, I. Adjerid, A. Acquisti, J. Gluck, L. F. Cranor, and Y. Agarwal, "Your location has been shared 5,398 times!: A field study on mobile app privacy nudging," in *Proceedings of the 33rd Annual ACM Conference on Human Factors in Computing Systems*, ser. CHI '15. New York, NY, USA: ACM, 2015, pp. 787–796. [Online]. Available: <http://doi.acm.org/10.1145/2702123.2702210>



- [4] W. Enck, P. Gilbert, B.-G. Chun, L. P. Cox, J. Jung, P. McDaniel, and A. N. Sheth, "Taintdroid: An information-flow tracking system for realtime privacy monitoring on smartphones," in *Proceedings of the 9th USENIX Conference on Operating Systems Design and Implementation*, ser. OSDI'10. Berkeley, CA, USA: USENIX Association, 2010, pp. 393–407. [Online]. Available: <http://dl.acm.org/citation.cfm?id=1924943.1924971>
- [5] Y. Liu, H. H. Song, I. Bermudez, A. Mislove, M. Baldi, and A. Tongaonkar, "Identifying personal information in internet traffic," in *Proceedings of the 2015 ACM on Conference on Online Social Networks*, ser. COSN '15. New York, NY, USA: ACM, 2015, pp. 59–70. [Online]. Available: <http://doi.acm.org/10.1145/2817946.2817947>
- [6] S. Nath, "Madscope: Characterizing mobile in-app targeted ads," in *Proceedings of the 13th Annual International Conference on Mobile Systems, Applications, and Services*, ser. MobiSys '15. New York, NY, USA: ACM, 2015, pp. 59–73. [Online]. Available: <http://doi.acm.org/10.1145/2742647.2742653>
- [7] J. Ren, A. Rao, M. Lindorfer, A. Legout, and D. Choffnes, "Recon: Revealing and controlling pii leaks in mobile network traffic," in *Proceedings of the 14th Annual International Conference on Mobile Systems, Applications, and Services*, ser. MobiSys '16. New York, NY, USA: ACM, 2016, pp. 361–374. [Online]. Available: <http://doi.acm.org/10.1145/2906388.2906392>
- [8] Y. Song and U. Hengartner, "Privacyguard: A vpn-based platform to detect information leakage on android devices," in *Proceedings of the 5th Annual ACM CCS Workshop on Security and Privacy in Smartphones and Mobile Devices*, ser. SPSM '15. New York, NY, USA: ACM, 2015, pp. 15–26. [Online]. Available: <http://doi.acm.org/10.1145/2808117.2808120>
- [9] A. Razaghpanah, R. Nithyanand, N. Vallina-Rodriguez, S. Sundaresan, M. Allman, C. Kreibich, and P. Gill, "Apps, trackers, privacy, and regulators."
- [10] S. Chitkara, N. Gothoskar, S. Harish, J. I. Hong, and Y. Agarwal, "Does this app really need my location?: Context-aware privacy management for smartphones," *Proc. ACM Interact. Mob. Wearable Ubiquitous Technol.*, vol. 1, no. 3, pp. 42:1–42:22, Sep. 2017. [Online]. Available: <http://doi.acm.org/10.1145/3132029>
- [11] J. Ren, M. Lindorfer, D. J. Dubois, A. Rao, D. Choffnes, and N. Vallina-Rodriguez, "Bug fixes, improvements,... and privacy leaks," in *Proceedings of the ISOC Network and Distributed System Security Symposium (NDSS)*, 2018.
- [12] "Android developers. settings.secure. android id," [https://developer.android.com/reference/android/provider/Settings.Secure.html#ANDROID\\_ID](https://developer.android.com/reference/android/provider/Settings.Secure.html#ANDROID_ID).
- [13] J. Lin, B. Liu, N. Sadeh, and J. I. Hong, "Modeling users' mobile app privacy preferences: Restoring usability in a sea of permission settings," in *Symposium On Usable Privacy and Security (SOUPS 2014)*. Menlo Park, CA: USENIX Association, Jul. 2014, pp. 199–212. [Online]. Available: <https://www.usenix.org/conference/soups2014/proceedings/presentation/lin>
- [14] A. Razaghpanah, N. Vallina-Rodriguez, S. Sundaresan, C. Kreibich, P. Gill, M. Allman, and V. Paxson, "Haystack: In situ mobile traffic analysis in user space," *CoRR*, vol. abs/1510.01419, 2015. [Online]. Available: <http://arxiv.org/abs/1510.01419>
- [15] S. Arzt, S. Rasthofer, C. Fritz, E. Bodden, A. Bartel, J. Klein, Y. Le Traon, D. Octeau, and P. McDaniel, "Flowdroid: Precise context, flow, field, object-sensitive and lifecycle-aware taint analysis for android apps," *SIGPLAN Not.*, vol. 49, no. 6, pp. 259–269, Jun. 2014. [Online]. Available: <http://doi.acm.org/10.1145/2666356.2594299>
- [16] M. I. Gordon, D. Kim, J. H. Perkins, L. Gilham, N. Nguyen, and M. C. Rinard, "Information flow analysis of android applications in droidsafe," in *NDSS*. Citeseer, 2015.
- [17] C. Gible, J. Crussell, J. Erickson, and H. Chen, "Androidleaks: Automatically detecting potential privacy leaks in android applications on a large scale," in *Proceedings of the 5th International Conference on Trust and Trustworthy Computing*, ser. TRUST'12. Berlin, Heidelberg: Springer-Verlag, 2012, pp. 291–307. [Online]. Available: [http://dx.doi.org/10.1007/978-3-642-30921-2\\_17](http://dx.doi.org/10.1007/978-3-642-30921-2_17)
- [18] "Privacygrade: Grading the privacy of smartphone apps," <http://privacygrade.org/>, accessed: 2016-11-29.
- [19] H. Wang, J. Hong, and Y. Guo, "Using text mining to infer the purpose of permission use in mobile apps," in *Proceedings of the 2015 ACM International Joint Conference on Pervasive and Ubiquitous Computing*, ser. UbiComp '15. New York, NY, USA: ACM, 2015, pp. 1107–1118. [Online]. Available: <http://doi.acm.org/10.1145/2750858.2805833>
- [20] Y. Zhauniarovich, M. Ahmad, O. Gadyatskaya, B. Crispo, and F. Massacci, "Stadyna: Addressing the problem of dynamic code updates in the security analysis of android applications," in *Proceedings of the 5th ACM Conference on Data and Application Security and Privacy*, ser. CODASPY '15. New York, NY, USA: ACM, 2015, pp. 37–48. [Online]. Available: <http://doi.acm.org/10.1145/2699026.2699105>
- [21] "Xprivacy - the ultimate, yet easy to use, privacy manager," <https://github.com/M66B/XPrivacy>, accessed: 2016-11-29.
- [22] A. R. Beresford, A. Rice, N. Skehin, and R. Sohan, "Mockdroid: Trading privacy for application functionality on smartphones," in *Proceedings of the 12th Workshop on Mobile Computing Systems and Applications*, ser. HotMobile '11. New York, NY, USA: ACM, 2011, pp. 49–54. [Online]. Available: <http://doi.acm.org/10.1145/2184489.2184500>
- [23] K. Micinski, D. Votipka, R. Stevens, N. Kofinas, M. L. Mazurek, and J. S. Foster, "User interactions and permission use on android," in *Proceedings of the 2017 CHI Conference on Human Factors in Computing Systems*, ser. CHI '17. New York, NY, USA: ACM, 2017, pp. 362–373. [Online]. Available: <http://doi.acm.org/10.1145/3025453.3025706>
- [24] "Privacyblocker," <http://privacytools.xeudoxus.com/>, accessed: 2016-11-30.
- [25] J. Jung, A. Sheth, B. Greenstein, D. Wetherall, G. Maganis, and T. Kohno, "Privacy oracle: A system for finding application leaks with black box differential testing," in *Proceedings of the 15th ACM Conference on Computer and Communications Security*, ser. CCS '08. New York, NY, USA: ACM, 2008, pp. 279–288. [Online]. Available: <http://doi.acm.org/10.1145/1455770.1455806>
- [26] A. Continella, Y. Fratantonio, M. Lindorfer, A. Puccetti, A. Zand, C. Kruegel, and G. Vigna, "Obfuscation-resilient privacy leak detection for mobile apps through differential analysis," in *Proceedings of the ISOC Network and Distributed System Security Symposium (NDSS)*, 2017, pp. 1–16.
- [27] A. Le, J. Varmarken, S. Langhoff, A. Shuba, M. Gjoka, and A. Markopoulou, "Antmonitor: A system for monitoring from mobile devices," in *Proceedings of the 2015 ACM SIGCOMM Workshop on Crowdsourcing and Crowdsourcing of Big (Internet) Data*. ACM, 2015, pp. 15–20.
- [28] H. Falaki, D. Lymberopoulos, R. Mahajan, S. Kandula, and D. Estrin, "A first look at traffic on smartphones," in *Proceedings of the 10th ACM SIGCOMM Conference on Internet Measurement*, ser. IMC '10. New York, NY, USA: ACM, 2010, pp. 281–287. [Online]. Available: <http://doi.acm.org/10.1145/1879141.1879176>
- [29] G. Cormode and S. Muthukrishnan, "An improved data stream summary: the count-min sketch and its applications," *Journal of Algorithms*, vol. 55, no. 1, pp. 58 – 75, 2005. [Online]. Available: <http://www.sciencedirect.com/science/article/pii/S0196677403001913>
- [30] "Googleanalytics.trackingcodeoverview," <https://developers.google.com/analytics/resources/concepts/gaConceptsTrackingOverview#gifParameters>, accessed: 2016-11-29.
- [31] A. Aucinas, N. Vallina-Rodriguez, Y. Grunenberger, V. Erramilli, K. Papagiannaki, J. Crowcroft, and D. Wetherall, "Staying online while mobile: The hidden costs," in *Proceedings of the Ninth ACM Conference on Emerging Networking Experiments and Technologies*, ser. CoNEXT '13. New York, NY, USA: ACM, 2013, pp. 315–320. [Online]. Available: <http://doi.acm.org/10.1145/2535372.2535408>
- [32] "Vpnservice.builder," <https://developer.android.com/reference/android/net/VpnService.Builder.html>, accessed: 2016-11-30.
- [33] Y. Li, Z. Yang, Y. Guo, and X. Chen, "Droidbot: A lightweight ui-guided test input generator for android," in *Proceedings of the 39th International Conference on Software Engineering Companion*, ser. ICSE-C '17. Piscataway, NJ, USA: IEEE Press, 2017, pp. 23–26. [Online]. Available: <https://doi.org/10.1109/ICSE-C.2017.8>
- [34] A. Rao, A. M. Kakhki, A. Razaghpanah, A. Tang, S. Wang, J. Sherry, P. Gill, A. Krishnamurthy, A. Legout, A. Mislove *et al.*, "Using the middle to meddle with mobile," *CCIS, Northeastern University, Tech. Rep.*, December, 2013.
- [35] H. Yu, C. Shi, M. Kaminsky, P. B. Gibbons, and F. Xiao, "Dsybil: Optimal sybil-resistance for recommendation systems," in *Security and Privacy, 2009 30th IEEE Symposium on*. IEEE, 2009, pp. 283–298.
- [36] A. Cheng and E. Friedman, "Sybilproof reputation mechanisms," in *Proceedings of the 2005 ACM SIGCOMM Workshop on Economics of Peer-to-peer Systems*, ser. P2PECON '05. New York, NY, USA:

ACM, 2005, pp. 128–132. [Online]. Available: <http://doi.acm.org/10.1145/1080192.1080202>

- [37] D. Frey, R. Guerraoui, A.-M. Kermarrec, and A. Rault, “Collaborative filtering under a sybil attack: Analysis of a privacy threat,” in *Proceedings of the Eighth European Workshop on System Security*, ser. EuroSec ’15. New York, NY, USA: ACM, 2015, pp. 5:1–5:6. [Online]. Available: <http://doi.acm.org/10.1145/2751323.2751328>
- [38] G. Noh and C. k. Kim, “Roburec: Robust sybil attack defense in online recommender systems,” in *2013 IEEE International Conference on Communications (ICC)*, June 2013, pp. 2001–2005.
- [39] L. Sweeney, “Simple demographics often identify people uniquely,” *Health (San Francisco)*, vol. 671, pp. 1–34, 2000.
- [40] H. Wang, T. T.-T. Lai, and R. Roy Choudhury, “Mole: Motion leaks through smartwatch sensors,” in *Proceedings of the 21st Annual International Conference on Mobile Computing and Networking*, ser. MobiCom ’15. New York, NY, USA: ACM, 2015, pp. 155–166. [Online]. Available: <http://doi.acm.org/10.1145/2789168.2790121>
- [41] N. Roy, H. Wang, and R. Roy Choudhury, “I am a smartphone and i can tell my user’s walking direction,” in *Proceedings of the 12th Annual International Conference on Mobile Systems, Applications, and Services*, ser. MobiSys ’14. New York, NY, USA: ACM, 2014, pp. 329–342. [Online]. Available: <http://doi.acm.org/10.1145/2594368.2594392>
- [42] S. Dey, N. Roy, W. Xu, R. R. Choudhury, and S. Nelakuditi, “Accelprint: Imperfections of accelerometers make smartphones trackable,” in *NDSS*, 2014.
- [43] Ifar Erlingsson, V. Pihur, and A. Korolova, “Rappor: Randomized aggregatable privacy-preserving ordinal response,” in *Proceedings of the 21st ACM Conference on Computer and Communications Security*, Scottsdale, Arizona, 2014. [Online]. Available: <https://arxiv.org/abs/1407.6981>

APPENDIX A  
COMPARISON WITH RECON AND HAYSTACK

Package Name	Metrics	Recon	HayStack	PrivacyProxy
com.ketchapp.ballz	True Positives	Email, Advertiser ID, Device ID	Android Serial, Hardware Info	User ID, Location, Request ID, Session ID, Google Advertiser ID
	False Positives <sup>1</sup>	-	Timezone, Build Fingerprint	-
com.cmplay.tiles2	True Positives	Advertiser ID, Location, Android ID	Android ID, Android Serial, Account, Hardware Info	IDFA, Advertiser ID, Task Collected Advertiser ID, Session ID, Android ID, Social ID, First Launch Date, UID, Device Info, Channel ID, Install Date
	False Positives <sup>1</sup>	-	Build Fingerprint, Timezone	Fetch Next Ad Time, Timestamp
com.enflick.android.TextNow	True Positives	Advertiser ID, Email, Device ID, Android ID	Android ID, Android Serial	Android UUID, Client ID, GPS ADID, Created At, Sent At
	False Positives <sup>1</sup>	-	-	Token
com.fortafygames.colorsswitch	True Positives	Advertiser ID, Location, Android ID, Device ID	Advertiser ID, Android ID	Device ID, Android ID, Advertiser ID, Device Free Bytes
	False Positives <sup>1</sup>	Gender	-	-
com.pinterest	True Positives	Advertiser ID, Location, Android ID, Email	Android ID	Pinterest Install ID, Pinterest Device Hardware ID
	False Positives <sup>1</sup>	Gender	Build Fingerprint	Requests URI
com.pixelberrystudios.choices	True Positives	Advertiser ID, Location, Android ID, Device ID, Email	Android ID, Android Serial, Hardware Info	Advertiser ID, Signature, Android ID, Crashanalytics Advertising Token, IDFA, IA, API ID, Render Ad Time, Install Time
	False Positives <sup>1</sup>	-	MMS User Agent, Timezone, Build Fingerprint	Fetch Next Ad Time, Timestamp
com.soundcloud.android	True Positives	Advertiser ID, Location, Android ID, Device ID, Android ID Hash, Advertiser ID Hash	Android ID, Account, Hardware Info	Android ID, Created At, Session ID, GPS ADID, Crashanalytics ID, Device ID
	False Positives <sup>1</sup>	-	Build Fingerprint	Timestamp
com.steam.photoeditor	True Positives	Advertiser ID, Advertiser ID Hash, Location, Android ID, Email	Android ID, Hardware Info	Data Request Module ID, IMEI, Unique ID, Go ID, A ID, HMAC ID, Android ID
	False Positives <sup>1</sup>	Gender	Build Fingerprint	Request Time
com.surpax.ledflashlight.panel	True Positives	Advertiser ID, Email, Location, Android ID, Device ID	Android ID	User ID, Install Date, First Launch Date, Advertiser ID, Android ID, UDID
	False Positives <sup>1</sup>	-	Build Fingerprint	Timestamp
com.turbochilli.rollingsky	True Positives	Advertiser ID, Location, Android ID, Device ID, Advertiser ID Hash, Email	Android ID	Android ID, Device Info, IDFA, Gaid, Stats Ad Session Start, App Install Time
	False Positives <sup>1</sup>	-	Timestamp	Timestamp, Fetch Next Ad Time,
com.zhiliaoapp.musically	True Positives	Advertiser ID, Email, Location, Device ID	Android ID, Android Serial, Account, Hardware Info	Device ID, IDFA, Request ID
	False Positives <sup>1</sup>	-	Build Fingerprint	Message Type, Access Token
com.zynga.crosswordswithfriends	True Positives	Advertiser ID, Email, Location, MAC Address, Android ID, Device ID, Advertiser ID Hash	Android ID, Android Serial, Account, Hardware Info	User ID, Android ID, Session Last At, Device ID, IDFA, Session ID
	False Positives <sup>1</sup>	-	Private IP, Timezone, Build Fingerprint	Timestamp, Session Length, Event Time
com.bitmango.go.wordcookies	True Positives	Email, Advertiser ID, Location, Advertiser ID Hash, Android ID, Device ID	Android Serial, Android ID, Hardware Info	User ID, Installed At, Device Info, IDFA
	False Positives <sup>1</sup>	Gender	Build Fingerprint	Timezone, Fetch Ad Next Time, StatsAdSession
Total PII Count	True Positives	68	37	96
	False Positives <sup>1</sup>	4	21	22