

On the formation of Sco X-1 induced by anomalous magnetic braking of Ap/Bp stars

Wen-Cong Chen^{1,2,3}

¹ School of Physics and Electrical Information, Shangqiu Normal University, Shangqiu 476000, China;

² Department of Physics, University of Oxford, Oxford OX1 3RH, UK;

³ Argelander-Institut für Astronomie, Universität Bonn, Auf dem Hügel 71, 53121 Bonn, Germany; e-mail: chenwc@pku.edu.cn

Received / Accepted

ABSTRACT

Sco X-1 is the brightest persistent X-ray in the sky. It is generally believed that Sco X-1 is a low-mass X-ray binary containing a neutron star accreting from a low-mass donor star where mass transfer is driven by the magnetic braking. However, the mass transfer rate predicted by the standard magnetic braking model is at least one order of magnitude lower than the one inferred by X-ray luminosity. In this work, we investigate whether this source could evolved from an intermediate-mass X-ray binary including Ap/Bp stars with a slightly strong magnetic field of 300 - 1000 G. The coupling between the magnetic field and an irradiation-driven wind induced by the X-ray flux from the accretor can yield a strong magnetic braking, which could give rise to a relatively high mass transfer rate. According to the observed orbital period, the mass transfer rate, the mass ratio, and the donor star spectral type, the progenitor of Sco X-1 should be an intermediate-mass X-ray binary including a 1.6 - 1.8 M_{\odot} Ap/Bp donor star in a 1.3 - 1.5 day orbit. Therefore, we propose that anomalous magnetic braking of Ap/Bp stars provides an alternative evolutionary channel to a part of luminous X-ray sources.

Key words. X-rays: individuals (Sco X-1) – stars: mass-loss – stars: evolution – X-rays: binaries – stars: winds, outflows

1. Introduction

As the first discovered persistent extra-solar celestial X-ray source, Sco X-1 play a milestone role in the X-ray astrophysics field (Giacconi et al. 1962). Interestingly, Sco X-1 is the brightest persistent X-ray source observed in the sky so far (Morrison 1967). Based on the observations by Very Long Baseline Array, its distance was derived to be 2.8 ± 0.3 kpc (Bradshaw et al. 1999). Recently, Aasi et al. (2014) predicted that Sco X-1 is a strong gravitational wave source.

At present, Sco X-1 has been extensively studied for decades at all energy bands from radio to X-ray, especially at optical and X-ray wavelengths. Based on blue-sensitive plates taken from 1889 to 1974, Gottlieb et al. (1975) obtained an orbital period of 18.9 hours. Recently, Hynes & Britt (2012) accurately detected the orbital period of this source is $P = 0.787313 \pm 0.000015$ d. A 0.13 mag amplitude modulation in optical B-band light curve implies that the donor star is heating by X-ray (Augusteijn et al. 1992). Sco X-1 should be a low-mass X-ray binary (LMXB) where neutron star is accreting matter from a donor star via an accretion disk forming by Roche lobe overflow (Charles & Coe 2006). By constraining the radial velocity of the donor star and the primary, Steeghs & Casares (2002) derived an upper limit of mass ratio $q \lesssim 0.61$. Adopting the inclination measured by Fomalont et al. (2001) in the twin radio lobes observations, a likely mass ratio $q = 0.3$ and $0.42 M_{\odot}$ donor star mass was proposed (Steeghs & Casares 2002). Based on the Monte Carlo analysis including all the previously known orbital parameters, K-correction for Sco X-1 constrained the mass ratio to be between 0.28 and 0.51, and the donor star mass in the range 0.28 to $0.70 M_{\odot}$ (Mata Sánchez et al. 2015). The deep observations suggested that the donor star has a spectral type later than K4 (Mata Sánchez et al. 2015), hence the upper limit of the intrinsic

effective temperature should be 4800 K (Pavlovskii & Ivanova 2016).

Sco X-1 has been identified to be a Z-type X-ray source (Hasinger & van der Klis 1989), and *Rossi X-ray Timing Explorer* observations measured its X-ray luminosity to be $2.3 \times 10^{38} \text{ erg s}^{-1}$ (2 - 20 keV) (Bradshaw et al. 1999)¹. According to its bolometric flux of $3.9 \times 10^{-7} \text{ erg s}^{-1} \text{ cm}^{-2}$ (Watt et al. 2008), the bolometric luminosity can be estimated to be $3.6 \pm 0.8 \times 10^{38} \text{ erg s}^{-1}$. Assuming the accretor is a standard neutron star ($1.4 M_{\odot}$ and 10 km), the corresponding accretion rate is $3.1 \pm 0.7 \times 10^{-8} M_{\odot} \text{ yr}^{-1}$. The Eddington accretion rate limited by Thompson-scattering can be written as $\dot{M}_{\text{Edd,TS}} = 4\pi R_{\text{NS}} / (0.2(1 + X))$, where R_{NS} is the radius of neutron star, and X is the hydrogen abundance of the accretion material. If the accreted material includes 70 % hydrogen, $\dot{M}_{\text{Edd,TS}} = 1.8 \times 10^{-8} M_{\odot} \text{ yr}^{-1}$ for a standard neutron star. Therefore, Sco X-1 should likely be experiencing a super-Eddington accretion.

However, it is still unknown why this LMXB can produce such a high mass transfer rate. Assuming this source includes a $1.4 M_{\odot}$ neutron star and a $0.4 M_{\odot}$ subgiant companion, the standard magnetic braking given by Rappaport et al. (1983) predicted a mass-transfer rate in the range of 2.6 to $6.0 \times 10^{-10} M_{\odot} \text{ yr}^{-1}$ (depend on the dimensionless parameter $\gamma = 0 - 4$) (Pavlovskii & Ivanova 2016). It is clear that the theoretical mass-transfer rate is roughly two orders of magnitude lower than the observed value in Sco X-1. Actually, Podsiadlowski et al. (2002) have already noticed that most short-period (≤ 1 day) LMXBs have a observed X-ray luminosity higher than that expected in theoretical simulation. To solve this problem, Pavlovskii & Ivanova (2016) proposed a wind-

¹ The observed X-ray luminosity should increase a factor of a few when the measured lower limit is 0.2 keV.

boosted magnetic braking prescription, in which the wind loss in evolved stars are obviously higher than those in main sequence stars. Based on this modified prescription, they found that the most likely donor-star mass in zero-age main sequence is 1.4 to 1.5 M_\odot .

Assuming that the donor star evolved from an intermediate-mass Ap/Bp star with an anomalously strong magnetic field (100–10000 G), Justham et al. (2006) found anomalous magnetic braking scenario can form compact black-hole LMXBs. In this work we explore whether anomalously high X-ray luminosity of Sco X-1 could be interpreted by anomalous magnetic braking scenario. In section 2, we describe the input physics in the stellar evolution calculation. A numerical calculation result for Sco X-1 is presented in section 3. Finally, we give a brief discussion and conclusion in section 4.

2. Stellar evolution code

In this work, we assume that the progenitor of Sco X-1 is a binary system containing a neutron star (with a mass of M_{NS}) and an intermediate-mass Ap/Bp donor star (with a mass of M_d) with anomalous strong magnetic field. The basic calculated tool is the MESAbinary code in MESA described in Paxton et al. (2015). The evolutionary beginning is a binary system where the donor star at zero-age main sequence orbits a neutron star in a circular orbit. We take solar chemical compositions ($X = 0.7$, $Y = 0.28$, and $Z = 0.02$) for the donor star. The neutron star is assumed to be a point mass, then we calculate the evolution of the donor star and the binary parameters.

Once the donor star overflows its Roche lobe by a long-term nuclear evolution, the surface material begins to transfer onto the neutron star at a rate of \dot{M}_{tr} , and the binary appears as an intermediate-mass X-ray binary (IMXB). During the accretion of the neutron, the Eddington-accretion rate \dot{M}_{Edd} is taken into account. The Eddington-accretion rate can be written as

$$\dot{M}_{\text{Edd}} = 3.6 \times 10^{-8} \left(\frac{M_{\text{NS}}}{1.4 M_\odot} \right) \left(\frac{0.1}{\eta} \right) \left(\frac{1.7}{1+X} \right) M_\odot \text{ yr}^{-1}, \quad (1)$$

where $\eta = GM_{\text{NS}}/(R_{\text{NS}}c^2)$ is the energy-conversion efficiency (G is the gravitational constant, and c the speed of light). Therefore, the accretion rate of the neutron star is $\dot{M}_{\text{NS}} = \min(-\dot{M}_{\text{tr}}, \dot{M}_{\text{Edd}})$. During accretion, the rest material exceeding the Eddington accretion rate is thought to be ejected by the radiation pressure, and form an isotropic wind in the vicinity of the neutron star.

By the accretion, the gravitational potential energy of the falling material was converted into X-ray radiation. The X-ray luminosity of the neutron star is $L_X = GM_{\text{NS}}\dot{M}_{\text{NS}}/R_{\text{NS}}$. In a relatively compact binary, the strong X-ray radiation radiating the donor-star surface would induce a stellar wind (Ruderman 1989; Tavani & London 1993). Assuming a fraction of f_{ir} the X-ray luminosity receiving by the donor star can be used to overcome the gravitational potential energy of the wind, the irradiation-driving wind-loss rate is given by

$$\dot{M}_{\text{w}} = -f_{\text{ir}} L_X \frac{R_d^3}{4GM_d a^2}, \quad (2)$$

where f_{ir} is the irradiation efficiency, R_d and a are the donor-star radius and the orbital separation, respectively. Therefore, the mass-loss rate of the donor star includes the mass transfer rate and the wind-loss rate, namely $\dot{M}_d = \dot{M}_{\text{tr}} + \dot{M}_{\text{w}}$. In principle, the irradiation process of X-ray has another possible influence, i.e. it would alter the effective surface-boundary condition of the donor

star, especially alter the ionization degree of H at the bottom of the irradiated layer (Podsiadlowski 1991). Considering the effect of X-ray illumination of the donor star in a close binary on its internal structure, Hameury et al. (1993) found that, there exist episodic irradiation-induced mass-transfer cycles during the evolution of LMXBs. However, their X-ray illumination model can not account for some system with orbital periods larger than 10 hr, which is obviously lower than the orbital period of Sco X-1. Therefore, we ignore the X-ray illumination effect in the calculation.

We assume that the magnetic field of the donor star obeys a dipolar distribution, and declines with distance as $B(r) = B_s R_{\text{NS}}^3/r^3$ (where B_s is the surface magnetic field of the donor star). Meanwhile, the winds are thought to be ejected from the surface of the donor star at the escape speed (Justham et al. 2006). During the wind outflows, the strong magnetic field of Ap/Bp stars can control the charge particles inside the magnetospheric radius. Similar to Ivanova (2006), the wind-loss rate is assumed to be a constant during outflow. By the balancing between the magnetic pressure and ram pressure, the magnetospheric radius can be derived as (Justham et al. 2006)

$$r_m = (GM_d)^{-1/8} B_s^{1/2} R_d^{13/8} \dot{M}_{\text{w}}^{-1/4}. \quad (3)$$

Assuming that the outflow material is tied in the magnetic field lines to co-rotate with the stars, and escape from the influence of the magnetic field at r_m , the loss rate of spin angular momentum is $\dot{J}_s = 2\pi \dot{M}_{\text{w}} r_m^2 / P$, where P is the orbital period. With the spin-down of the evolved star, the tidal interaction between the two components would continuously spin the star back up into co-rotation with the orbital rotation (Patterson 1984). As a result, the magnetic braking of the donor star is an efficient mechanism indirectly carrying away the orbital angular momentum. Therefore, the loss rate of angular-momentum produced by magnetic braking is (Justham et al. 2006)

$$\dot{J}_{\text{mb}} = -B_s \left(\frac{\dot{M}_{\text{w}}^2 R_d^{13}}{GM_d} \right)^{1/4} \frac{2\pi}{P}. \quad (4)$$

In the numerical calculation, orbital angular momentum loss play a vital role for the evolution of IMXBs. We consider the following three mechanisms: (1) gravitational-wave radiation; (2) anomalous magnetic braking (see also equation 4), which would work when the mass transfer begins, and X-ray could induce a wind from the donor star; (3) mass loss: the mass loss from the vicinity of the pulsar is assumed to carry away the specific orbital angular momentum of the pulsar, while the donor star winds carry away the specific orbital angular momentum of the donor star.

3. Results

Our anomalous magnetic braking scenario must base on intermediate-mass donor star, so the donor-star masses are taken to be greater than 1.5 M_\odot . If the mass ratio of an IMXB is in the range of 0.3 – 0.4 when its orbital period is 0.787 d, we think it to be the candidate of Sco X-1. In our standard model, a typical neutron-star mass of 1.4 M_\odot and a constant radius of 10 km are assumed. According to equations 2 and 4, $\dot{J}_{\text{mb}} \propto B_s f_{\text{ir}}^{1/2}$, so there exist a degenerate relation between B_s and f_{ir} . In this work, we change the surface magnetic field B_s , while the irradiation efficiency is assumed to be a fixed value ($f_{\text{ir}} = 10^{-3}$).

To understand the progenitor properties of Sco X-1, we have calculated the evolution of 66 IMXBs in the $P_{\text{orb},i} - M_{d,i}$

Table 1. Calculated relevant parameters of IMXBs with different initial orbital periods and donor-star masses. The meaning of the columns are presented as follows: the surface magnetic field, the initial donor-star mass, the initial orbital period, and the orbital period, the age, the donor-star mass, the neutron-star mass, the mass ratio, the mass-transfer rate, the wind-loss rate, the donor-star radius, the effective temperature, the center He abundance when the orbital period can fit the observed values of Sco X-1 in the period-increasing phase.

B_s (G)	$M_{d,i}$ (M_\odot)	$P_{orb,i}$ (d)	P_{orb} (d)	Age (Gyr)	M_d (M_\odot)	M_{NS} (M_\odot)	q	\dot{M}_{tr} ($M_\odot \text{ yr}^{-1}$)	\dot{M}_{wind} ($M_\odot \text{ yr}^{-1}$)	R_d (R_\odot)	T_{eff} (K)	Y_c
300	1.6	1.51	0.787	1.83	0.488	1.62	0.30	2.5×10^{-8}	1.0×10^{-7}	1.29	4767	0.98
	1.7	1.46	0.787	1.50	0.521	1.61	0.32	2.8×10^{-8}	1.0×10^{-7}	1.32	4786	0.98
	1.8	1.28	0.787	1.24	0.511	1.63	0.31	2.9×10^{-8}	1.0×10^{-7}	1.32	4786	0.98
	1.9	1.23	0.787	1.05	0.603	1.60	0.38	3.9×10^{-8}	1.0×10^{-7}	1.39	4897	0.98
1000	1.8	1.81	0.787	1.28	0.509	1.49	0.34	1.0×10^{-7}	1.0×10^{-7}	1.32	4862	0.98
	1.9	1.58	0.787	1.08	0.459	1.50	0.31	0.9×10^{-7}	1.0×10^{-7}	1.27	4894	0.98
	2.0	1.40	0.787	0.92	0.449	1.50	0.30	0.9×10^{-7}	1.0×10^{-7}	1.26	4953	0.98
	2.1	1.33	0.787	0.80	0.496	1.49	0.33	1.0×10^{-7}	1.0×10^{-7}	1.30	4996	0.98

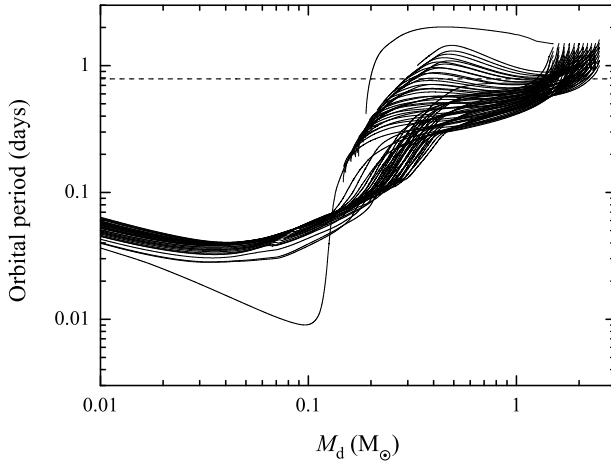


Fig. 1. Evolutionary tracks of IMXBs with different initial donor-star masses and initial orbital periods in the orbital period vs. donor-star mass plane when the surface magnetic field of the donor star $B_s = 1000$ G. The horizontal line corresponds to the observed orbital period of Sco X-1.

plane, which was divided into 11×6 discrete grids ($M_{d,i} = 1.5 - 2.5 M_\odot$, $P_{orb,i} = 1.0 - 1.5$ d) (see also Figure 1). All evolutionary tracks can be divided into two parts: (i) a part of IMXBs should evolve into ultra-compact X-ray binaries if their initial orbital-periods are greater than the so-called bifurcation period; (ii) another part of IMXBs would evolve into detached binaries including a neutron star and a white dwarf. To fit the observed parameters of Sco X-1, the donor-star mass should be $0.45 - 0.6 M_\odot$ when $P_{orb} = 0.787$ d. One can see that Sco X-1 belongs to the second part, and only two IMXBs can evolve into the Sco X-1-like systems. Therefore, it seems that the initial parameter space of Sco X-1 is very narrow.

Figure 2 summarizes the evolution of the orbital period and the mass-transfer rate of four IMXBs when the surface magnetic field of the donor star $B_s = 300$ G. In the first stage, the orbital-period of the binary continuously decreases due to thermal timescale mass transfer ($M_d > M_{NS}$) and the strong magnetic braking ($M_d < M_{NS}$). Our simulation show that the mass transfer should be super-Eddington, and give rise to a high X-

ray luminosity and strong winds from the donor star. However, the mass transfer would induce the orbit to broaden once the material was transferred from the less massive donor star to the more massive neutron star. When the effects produced by two cases (angular momentum loss and mass transfer) balance, the IMXB would reach a minimum orbital period. When the donor-star masses are less than $0.4 M_\odot$, the mass-transfer rate sharply declines, and results in a weak winds. As a result, the orbital period begins to decrease again.

The evolutionary tracks of donor stars in H-R diagram of four cases in Figure 2 are illustrated in Figure 3. It is clear that, the center H has already exhausted before the mass transfer begins. Therefore, it seems that Sco X-1 should be experiencing a Case B mass transfer. Subsequently, the mass transfer and wind loss would cause the luminosity and effective temperature of the donor stars to decrease.

Table 1 presents the detailed binary and stellar parameters when the calculated orbital periods can fit the observed values of Sco X-1 in the period-increasing phase. The current mass-transfer rates are respectively $2.5, 2.8, 2.9, 3.9 \times 10^{-8} M_\odot \text{ yr}^{-1}$ for the donor star with a mass from 1.6 to $1.9 M_\odot$. Our simulated mass-transfer rates are approximately consistent with the inferred value in observations. At $P = 0.787$ d, all donor stars exhaust their central hydrogen, and are experiencing a Case B mass transfer. Because the neutron star in four cases are experiencing a super-Eddington accretion at the current period, Eddington luminosity produces a same wind-loss rate from the donor star according to Equation (2). The current effective temperatures of the donor stars increase with their initial masses. The donor star with an initial mass of $1.9 M_\odot$ has an effective temperature of 4897 K, which obviously exceed the observed upper limit (4800 K). Therefore, it seems that the progenitor donor-star mass is unlikely to be $\geq 1.9 M_\odot$ if the donor star possesses a surface magnetic field of 300 G. Our simulation show that the current donor star in Sco X-1 should have a mass of $0.48 - 0.52 M_\odot$ and a radius of $1.3 R_\odot$.

When $B_s = 1000$ G, the evolutionary tracks of the orbital period and the mass-transfer rate of IMXBs are plotted in Figure 4. Because the magnetic fields increase by a factor of $10/3$, the angular momentum loss rate roughly enhance by a similar factor (we can not expect that strictly $\dot{J} \propto B_s$ since the wind loss rate would accordingly increase). When $P_{orb} = 0.787$ d, a relatively strong magnetic braking has driven a very high mass-transfer rate ($\sim 10^{-7} M_\odot \text{ yr}^{-1}$), which is obviously higher than the case

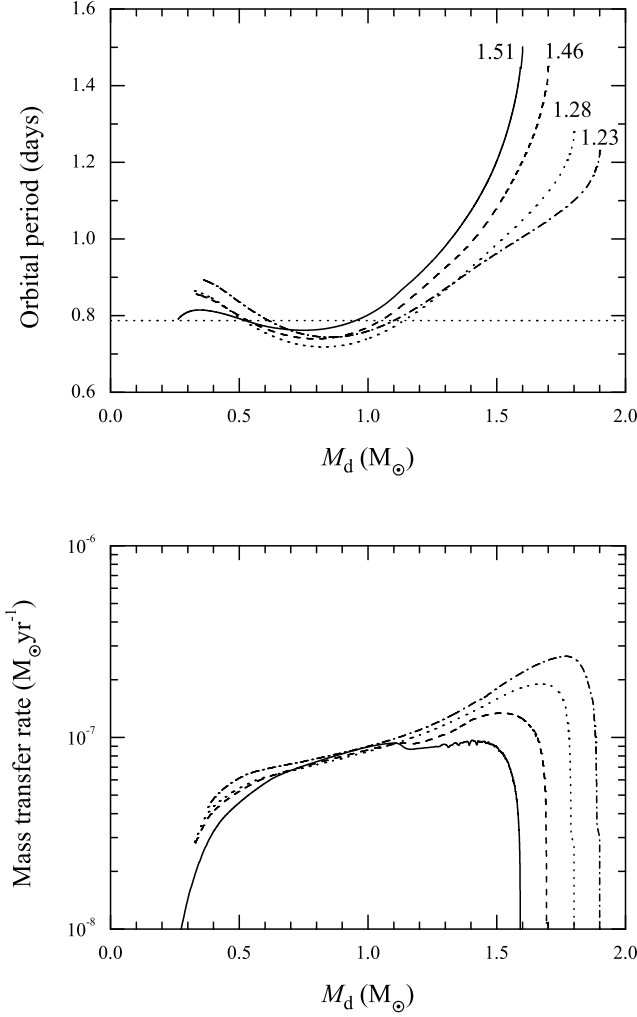


Fig. 2. Evolutionary tracks of IMXB with different initial donor-star masses and initial orbital periods in the orbital period vs. donor-star mass (top panel) and the mass-transfer rate vs. donor-star mass (bottom panel) diagram when the surface magnetic field of the donor star $B_s = 300$ G. The solid, dashed, dotted, and dashed-dotted curves represent a donor-star mass of 1.6, 1.7, 1.8, and 1.9 M_\odot , respectively. Numbers inside the curves denote the initial orbital periods in units of days. The horizontal line in the top panel corresponds to the observed orbital period of Sco X-1.

with a weak magnetic field (300 G). Meanwhile, all donor stars have a current effective temperature greater than 4800 K (see also Table 1), which was thought to be the maximum effective temperature of the donor star in Sco X-1. Therefore, the possibility that this source evolved from an IMXB including a Ap/Bp star with a strong surface magnetic field can be ruled out. Because the initial orbital periods are larger than the so-called bifurcation periods (see also Figure 4 of Chen & Podsiadlowski (2017), two figures have a same magnetic-braking strength), it is impossible to evolve into a compact orbit for these systems. Figure 5 shows the evolution of six key parameters for an LMXB with a $2.0M_\odot$ donor star and an initial orbital period of 1.4 d, which can form Sco X-1. At the age of 923 Myr, the system became a Sco X-1-like system (see also Table 1). It is clear that the mass transfer always occur at a high rate $\gtrsim 10^{-7} M_\odot \text{ yr}^{-1}$

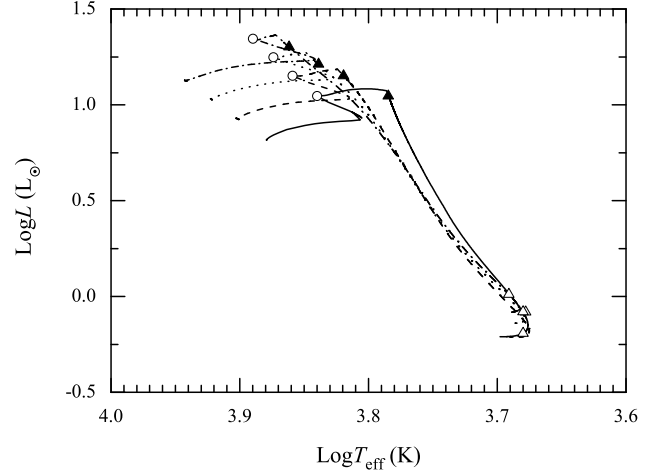


Fig. 3. Evolutionary tracks of IMXB with different initial donor-star masses and initial orbital periods in the H-R diagram when the surface magnetic field of the donor star $B_s = 300$ G. The meaning of four curves is same to that in Figure 1. The open circles, filled triangles, and open triangles represent the moment that the center H exhausts, the beginning of mass transfer, and the moment that the orbital periods are 0.787 days.

until the IMXB evolve into Sco X-1-like system. During the nuclear evolution of the donor star, it developed a convective envelope with a mass fraction of 5%. Adopting the equation given by Hurley et al (2002) for convective envelope, the tidal synchronization timescales of the donor star are $\sim 100 - 300$ yr. Since the mass transfer timescale (about 10 Myr) is 5 orders of magnitude greater than the tidal synchronization timescales, the tidal interaction can keep the donor star's spin synchronous with the orbital motion.

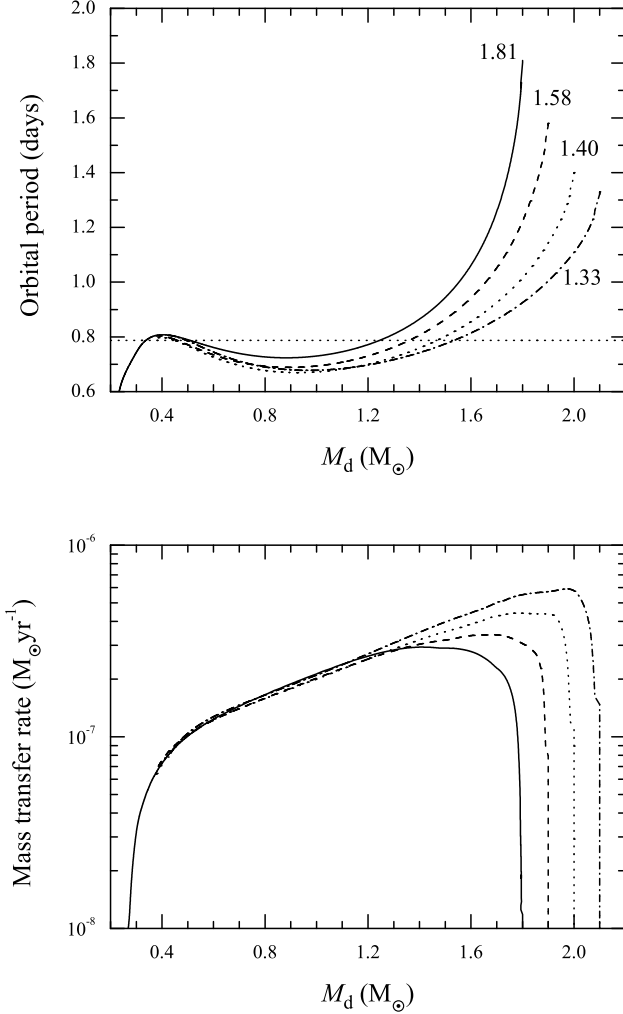
Similar to Pavlovskii & Ivanova (2016), we also investigate the influence of the initial mass of neutron star on the evolutionary results. In Table 2, we list the calculated results when the mass of neutron star is $1.2 M_\odot$. Our simulation indicate that the present effective temperatures of the donor star are almost not influenced by the initial neutron-star mass, which is contrast with Pavlovskii & Ivanova (2016). The main reason resulting in this difference may originate from a fixed mass ratio adopting in Pavlovskii & Ivanova (2016). In this case, a low mass of neutron star would naturally result in a low donor-star mass, and a low effective temperature.

4. Discussion and Summary

Based on the anomalous magnetic-braking model proposed by Justham et al. (2006), we have investigated whether Sco X-1 could originated from an IMXB including a intermediate-mass Ap/Bp star. Our simulated results for IMXBs with a $1.6 - 1.8 M_\odot$ donor star can account for the observed orbital period, the possible donor-star mass, the mass-transfer rate, and the effective temperature of Sco X-1 if the Ap/Bp donor star has a surface magnetic field of 300 G. All cases when $B_s = 1000$ G could produce a mass-transfer rate higher than the observed value, however, the current effective temperature of donor stars are obviously higher than 4800 K. Therefore, the progenitor of Sco X-1 could be an IMXB consisting of a neutron star and a $1.6 - 1.8 M_\odot$ Ap/Bp star with a magnetic field of ~ 300 G. Furthermore, our simula-

Table 2. Similar to Table 1, but for an initial neutron-star mass of $1.2M_{\odot}$.

B_s (G)	$M_{d,i}$ (M_{\odot})	$P_{orb,i}$ (d)	P_{orb} (d)	Age (Gyr)	M_d (M_{\odot})	M_{NS} (M_{\odot})	q	\dot{M}_{tr} ($M_{\odot} \text{ yr}^{-1}$)	\dot{M}_{wind} ($M_{\odot} \text{ yr}^{-1}$)	R_d (R_{\odot})	T_{eff} (K)	Y_c
300	1.6	1.51	0.787	1.83	0.542	1.38	0.39	3.4×10^{-8}	1.0×10^{-7}	1.35	4805	0.98
	1.7	1.46	0.787	1.50	0.460	1.42	0.32	2.9×10^{-8}	1.0×10^{-7}	1.27	4770	0.98
	1.8	1.28	0.787	1.24	0.474	1.42	0.33	2.9×10^{-8}	1.0×10^{-7}	1.36	4786	0.98
	1.9	1.21	0.787	1.05	0.521	1.40	0.30	3.3×10^{-8}	1.0×10^{-7}	1.35	4841	0.98

**Fig. 4.** Same as in Fig. 2, but for $B_s = 1000$ G. The solid, dashed, dotted, and dashed-dotted curves represent a donor-star mass of 1.8, 1.9, 2.0, and 2.1 M_{\odot} , respectively.

tion indicate that Sco X-1 would evolve into a low-mass binary pulsar including a white dwarf.

Our calculation confirm that Sco X-1 is experiencing a super-Eddington accretion. For a standard neutron star, the accreting-hydrogen fraction of 70% and opacities provided by Thompson scattering would yield an Eddington luminosity $\dot{L}_{Edd,TS} = 2.1 \times 10^{38} \text{ erg s}^{-1}$ (Pavlovskii & Ivanova 2016). However, the observed X-ray luminosity of this source in 2–20 keV range is $2.3 \times 10^{38} \text{ erg s}^{-1}$ (Bradshaw et al. 1999), which is slightly higher than the Eddington luminosity by a factor of 10%. In our calculation, the mass of the neutron star increases a fraction 10%

of its initial mass, which is consistent with the increasing fraction of X-ray luminosity. Therefore, it seems that this source still obeys the Eddington accretion theory. All cases in our simulation have a mass-transfer rate higher the Eddington accretion rate ($\sim 2.0 \times 10^{-8} M_{\odot} \text{ yr}^{-1}$) of $\sim 1.6 M_{\odot}$ neutron star. This is consistent with an evidence that Sco X-1 is a microquasar, has a jet originating from the accreting neutron star (Mirabel & Rodríguez 1999).

It is successful for the standard magnetic braking to explain the period gap in cataclysmic variables (Spruit & Ritter 1983). However, some new observations challenge the standard magnetic braking description. Therefore, some works present modified magnetic braking scenarios. Justham et al. (2006) proposed an anomalous magnetic braking model to account for the formation of compact black-hole LMXBs. In this work, our simulated results considering anomalous magnetic braking model are good agreement with the observed parameters of Sco X-1. Ivanova (2006) thought that pre-main sequence donors would induce a stronger magnetic braking, and give rise to the formation short-period black-hole LMXBs.

At present, there still exist several mismatch problems for the evolution of LMXBs between theory and observations. First, one has a big discrepancy for known LMXBs between the inferred mass-transfer rate in observations and the calculated one based on the standard magnetic braking model (Podsiadlowski et al. 2002). Some short-period LMXBs like Sco X-1 have reported to have an accretion rate at least one order of magnitude higher than that predicted by theoretical simulation. This problem may also related to the birthrate of millisecond pulsars in the Galactic disk (Kulkarni & Narayan 1988; Johnston & Bailes 1991) and in globular clusters (Fruchter & Goss 1990; Kulkarni et al. 1990), in which the birthrate is 1–2 orders of magnitude higher than that of LMXBs. Second, three black-hole LMXBs XTE J1118, A0620-00, and Nova Muscae 1991 have recently reported to have a very fast orbital decay (González Hernández et al. 2012, 2014, 2017). Both gravitational radiation and standard magnetic braking can not produce such a very high orbital-period derivative.

The birthrate problem probably originates from an overestimate of LMXBs lifetime ($\sim 5 \times 10^9 \text{ yr}$, Podsiadlowski et al. 2002). If LMXBs have a mean mass-transfer rate of $\sim 10^{-8} M_{\odot} \text{ yr}^{-1}$, their lifetime is $\sim 10^8 \text{ yr}$, and the birthrate problem would not exist. Therefore, an angular-momentum-loss mechanism much stronger than the standard magnetic braking should exist during the evolution of LMXBs. Meanwhile, efficient angular-momentum-loss mechanism should be also responsible for the fast orbital decay detected in three black-hole LMXBs. However, only 5% A/B stars have anomalously strong magnetic fields (Landstreet 1982; Shorlin et al. 2002), hence anomalous magnetic braking cannot fully solve the birthrate problem. As a possibility, it provides an alternative evolutionary channel toward some luminous LMXBs including Sco X-1 and ultra-compact X-ray binaries (Chen & Podsiadlowski 2016).

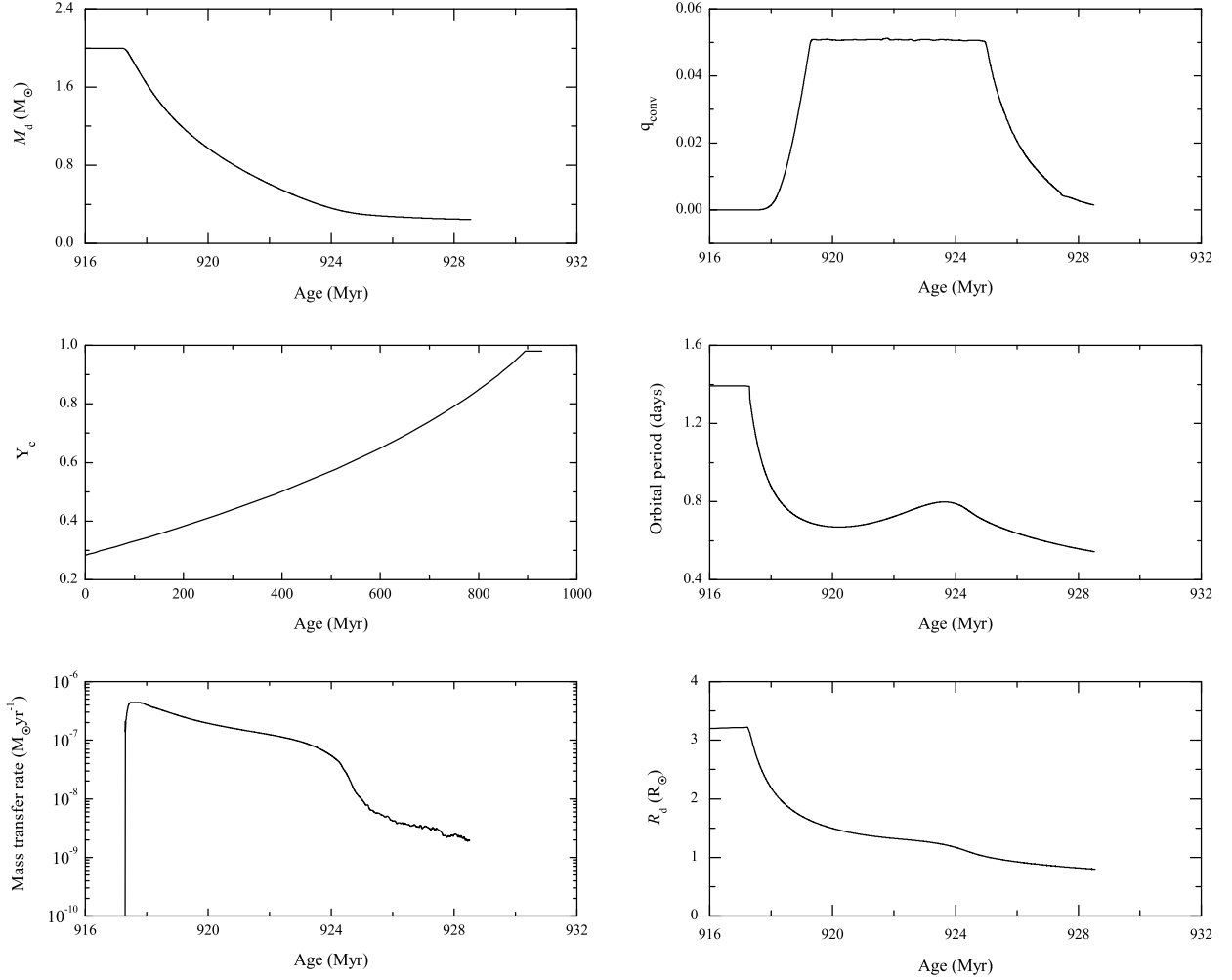


Fig. 5. Evolution of six key parameters as a function of the donor-star age from the zero-age main sequence for an IMXB with a donor-star mass of $2 M_{\odot}$ and an initial period of 1.4 days. Top left panel: the donor-star mass. Middle left panel: the center He abundance. Bottom left panel: the mass-transfer rate. Top right panel: the mass fraction of the convective envelope. Middle right panel: the orbital period. Bottom right panel: the donor-star radius.

If the donor stars have a very strong magnetic field and relatively high wind-driving efficiency, anomalously high orbital-period derivatives of black-hole LMXBs could be produced by the anomalous magnetic braking (González Hernández et al. 2017). In addition, the existence of circumbinary disk surrounding the binary may also be an alternative mechanism (Chen & Li 2015; Chen & Podsiadlowski 2017).

Acknowledgements. We are grateful to the anonymous referee for very helpful and useful suggestions. This work was partly supported by the National Natural Science Foundation of China (under grant number 11573016), the Program for Innovative Research Team (in Science and Technology) at the University of Henan Province, and the China Scholarship Council.

References

- Aasi, J. et al. 2014, *Phys. Rev. D*, 90, 062010
 Augusteijn, T. et al. 1992, *A&A*, 265, 177
 Bradshaw, C. F., Fomalont, E. B., & Geldzahler, B. J. 1999, *ApJ*, 512, L121
 Charles, P. A., & Coe, M. 2006, in Lewin W. H. G., van der Klis M., eds, *Compact Stellar X-ray Sources*. Cambridge Univ. Press, Cambridge, p. 215
 Chen, W.-C., & Li, X.-D. 2015, *A&A*, 583, A108
 Chen, W.-C., & Podsiadlowski, Ph. 2016, *ApJ*, 830, 131
 Chen, W.-C., & Podsiadlowski, Ph. 2017, *ApJL*, 837, L19
 Fomalont, E. B., Geldzahler, B. J., & Bradshaw C. F. 2001, *ApJ*, 558, 283
 Fruchter, A. S., & Goss, W. M. 1990, *ApJ*, 365, L63
 Giacconi, R., Gursky, H., Paolini, F. R., & Rossi, B. B. 1962, *Phys. Rev. Lett.*, 9, 439
 González Hernández, J. I., Rebolo, R., & Casares J. 2012, *ApJL*, 744, L25
 González Hernández, J. I., Rebolo, R., & Casares J. 2014, *MNRAS*, 438, L21
 González Hernández, J. I., Suárez-Andrés, L., Rebolo, R., & Casares J. 2017, *MNRAS*, 465, L15
 Gottlieb, E. W., Wright, E. L., & Liller, W. 1975, *ApJ*, 195, L33
 Hameury, J. -M., King, A. R., Lasota, J. -P., & Raison, F. 1993, *A&A*, 277, 81
 Hasinger, G., & van der Klis, M. 1989, *A&A*, 225, 79
 Hurley, J. R., Tout, C. A., & Pols, O. R. 2002, *MNRAS*, 329, 897
 Hynes, R. I., & Britt, C. T. 2012, *ApJ*, 755, 66
 Ivanova, N. 2006, *ApJ*, 653, L137
 Johnston, S., & Bailes, M. 1991, *MNRAS*, 252, 277
 Justham, S., Rappaport, S., & Podsiadlowski, Ph. 2006, *MNRAS*, 366, 1415
 Kulkarni, S. R., & Narayan, R. 1988, *ApJ*, 335, 755
 Kulkarni, S. R., Narayan, R., & Romani, R. W. 1990, *ApJ*, 356, 174
 Landstreet, J. D. 1982, *ApJ*, 258, 639
 Mata Sánchez, D., Muñoz-Darias, T., Casares, J., Steeghs, D., Ramos Almeida, C., & Acosta Pulido J. A. 2015, *MNRAS*, 449, L1
 Mirabel, I. F., Rodríguez, L. F. 1999, *ARA&A*, 37, 409
 Morrison, P. 1967, *ARA&A*, 5, 325
 Patterson, J. 1984, *ApJS*, 54, 443
 Pavlovskii, K., & Ivanova, N. 2016, *MNRAS*, 456, 263
 Paxton, B., Marchant, P., Schwab, J., et al. 2015, *ApJS*, 220, 15

- Podsiadlowski, P. 1991, *Nature*, 350, 136
Podsiadlowski, P., Rappaport, S., & Pfahl E. D. 2002, *ApJ*, 565, 1107
Shorlin, S. L. S., Wade, G. A., Donati, J.-F., et al. 2002, *A&A*, 392, 637
Rappaport, S., Joss, P. C., & Webbink, R. F. 1982, *ApJ*, 254, 616
Rappaport, S., Verbunt, F., & Joss, P. C. 1983, *ApJ*, 275, 713
Ruderman, M., Shaham, J., Tavani, M., & Eichler, D. 1989, *ApJ*, 343, 292
Spruit, H. C., & Ritter, H. 1983, *A&A*, 124, 267
Steeeghs, D., & Casares, J. 2002, *ApJ*, 568, 273
Tavani, M., & London, R. A. 1993, *ApJ*, 410, 281
Watts, A. L., Krishnan, B., Bildsten, L., & Schutz, B. F. 2008, *MNRAS*, 389, 839
Yungelson, L. R., & Lasota, J.-P. 2008, *A&A*, 488, 257