

$R(D^*)$, $|V_{cb}|$, and the Heavy Quark Symmetry relations between form factors

Dante Bigi,^{*} Paolo Gambino,[†] and Stefan Schacht[‡]

Dipartimento di Fisica, Università di Torino & INFN, Sezione di Torino, I-10125 Torino, Italy

Stringent relations between the $B^{(*)} \rightarrow D^{(*)}$ form factors exist in the heavy quark limit and the leading symmetry breaking corrections are known. We reconsider their uncertainty and role in the analysis of recent Belle data for $B \rightarrow D^{(*)}\ell\nu$ with model-independent parametrizations and in the related prediction of $R(D^{(*)})$. We find $|V_{cb}| = 41.5(1.3) \cdot 10^{-3}$ and $|V_{cb}| = 40.6(^{+1.2}_{-1.3}) \cdot 10^{-3}$ using input from Light Cone Sum Rules, and $R(D^*) = 0.260(8)$.

I. INTRODUCTION

Among the various flavour observables showing a significant deviation from their Standard Model (SM) predictions (*flavour anomalies*), those related to tree-level semileptonic B decays have received remarkable attention, as they potentially represent clean signals of New Physics. In addition to the long-standing discrepancy between the determination of the CKM element $|V_{cb}|$ from inclusive and exclusive semileptonic B decays, there is a $\sim 4\sigma$ anomaly [1] in the ratios of exclusive semileptonic decays to tau and to light leptons,

$$R(D^{(*)}) = \frac{\mathcal{B}(B \rightarrow D^{(*)}\tau\nu)}{\mathcal{B}(B \rightarrow D^{(*)}\ell\nu)}. \quad (1)$$

which could indicate a violation of lepton universality, and hence a clear departure from the SM. A full understanding of these relatively simple B decays is a necessary condition to profit from the potential of the Belle-II and LHCb experiments in the search for New Physics, independently of these anomalies.

For what concerns the $B \rightarrow D$ channel, recent progress in the determination of the relevant form factors in lattice QCD [2, 3] and a new analysis of the q^2 spectrum in $B \rightarrow D\ell\nu$ by the Belle Collaboration [4] have resulted [5, 6] in a more precise value of $|V_{cb}|$ in reasonable agreement with the inclusive determination [7, 8] and in the precise prediction $R(D) = 0.299(3)$.

The situation is not yet so favourable in the $B \rightarrow D^*$ channel, which has so far provided the most accurate exclusive determination of $|V_{cb}|$. First, unquenched lattice calculations of the relevant form factor [9, 10] are still limited to the zero-recoil point, where the D^* is at rest in the B rest frame. This implies that the experimentally measured shape, which vanishes at zero-recoil, must be *extrapolated*. Second, the experimental collaborations have generally performed this extrapolation using the Caprini-Lellouch-Neubert (CLN) parametrization [11], and have

published results in terms of the few parameters of this parametrization. Only recently, Belle has published a preliminary analysis [12] which, for the first time, includes deconvoluted kinematic and angular distributions, without relying on a particular parametrization of the form factors.

The new Belle results have allowed for fits of the experimental spectra with different parameterizations, with surprising consequences on the resulting value of $|V_{cb}|$: while a CLN fit leads to

$$|V_{cb}| = (38.2 \pm 1.5) \cdot 10^{-3}, \quad (2)$$

in good agreement with the Heavy Flavour Averaging Group (HFLAV) global average, $|V_{cb}| = 39.05(75) \cdot 10^{-3}$ [1], the fits performed with the Boyd-Grinstein-Lebed (BGL) parametrization [13] prefer a much higher value [14–16],

$$|V_{cb}| = (41.7 \pm 2.0) \cdot 10^{-3}, \quad (3)$$

well compatible with the most recent inclusive result, $|V_{cb}| = 42.00(63) \cdot 10^{-3}$ [8].

As we have emphasized in Ref. [14], this strong dependence of $|V_{cb}|$ on the parameterization should be interpreted with great care because *i*) it refers to a specific set of data and the large discrepancy between Eqs. (2) and (3) may not carry on to other sets of data; *ii*) the physical information encoded in the CLN and BGL parametrizations are not equivalent. Although they are grounded in the same foundations (analyticity, crossing symmetry, operator product expansion), the CLN parametrization makes use of Heavy Quark Effective Theory (HQET) relations between the $B^{(*)} \rightarrow D^{(*)}$ form factors in various ways in order to reduce the number of independent parameters. Indeed, Heavy Quark Symmetry requires all of these form factors to be proportional to the Isgur-Wise function, and the leading symmetry breaking corrections of $O(\alpha_s, \bar{\Lambda}/m_{c,b})$ are known [17–19]. However, the residual uncertainty is not negligible and should be taken into account in the analysis of experimental data. There are also a few precise lattice QCD calculations which test and complement these relations and should be taken into account.

^{*} dante.bigi@to.infn.it

[†] gambino@to.infn.it

[‡] schacht@to.infn.it

The main purpose of the present paper is to investigate to which extent the Heavy Quark Symmetry relations between the form factors affect the results of our previous analysis, once their uncertainty is properly accounted for. The methodology developed to this end will then be applied to the calculation of $R(D^*)$, where the only available information on the scalar form factor comes from the form factor relations.

In determining the uncertainty of the HQET relations between form factors we will assume a rather conservative approach, as we believe it is required in order to test the SM in the current situation. It has already been emphasized [20] that the CLN parameterization does not account for uncertainties in the values of the subleading Isgur-Wise functions (and their derivatives) at zero recoil obtained with QCD sum rules [21–23], and also that the impact of higher order corrections cannot be neglected [14]. While only a few of the relevant form factors have been computed in lattice QCD, they provide useful information to improve the ratios and estimate their uncertainty. Our first task will therefore be to use the form factor ratios and their uncertainties in deriving *strong* unitarity bounds on the coefficients of the BGL parametrization. We will then use these bounds directly in the fit to experimental data, without deriving a simplified parametrization like in Ref. [11]. Finally, we will apply the results of our fits to the calculation of $R(D^*)$.

Our paper is organized as follows: in the next Section we discuss the uncertainties due to higher order effects in the HQET relations between form factors. In Sec. 3 we compute the *strong* unitarity bounds on the form factors that enter the $B \rightarrow D^* \ell \nu$ decay rate taking into account their uncertainties. In Sec. 4 we discuss our new fits to the preliminary Belle data which incorporate the strong unitarity conditions. In Sec. 5 we compute $R(D^*)$ and discuss its uncertainty. Section 6 contains a brief summary and our conclusions.

II. UNCERTAINTY OF THE RELATIONS BETWEEN FORM FACTORS

As explained in Refs. [11, 13] the unitarity constraints on the parameters of the z -expansion can be made stronger by adding other hadronic channels which couple to $\bar{c}\Gamma b$ currents. While in general this would require non-perturbative information on each form factor, in the case of the $B^{(*)} \rightarrow D^{(*)}$ transitions the form factors are all related by Heavy Quark Symmetry, which can be used to simplify the task. These transitions are described by a total of 20 helicity amplitudes, which provide an appropriate basis of form factors. In the following we will adopt the notation of Ref. [11] – see in particular Eqs. (A.3–A.6), in which all form factors reduce to the Isgur-Wise function $\xi(w)$ in the heavy quark limit. In this notation S_{1-3} couple with a scalar charm-bottom current, P_{1-3} with a pseudoscalar current, $V_{1-7}(A_{1-7})$ with a vector (axial-vector) current. For later convenience, we also provide

in Table I the relation with the notation of Ref. [13].

The HQET ensures that the form factor $F_i(w)$ (here $w = v \cdot v'$, with v and v' the four-velocities of the incoming and outgoing mesons) can be expanded in inverse powers of the heavy quark masses and in α_s , which at the Next-to-Leading order (NLO) results in

$$F_i(w) = \xi(w) \left[1 + c_{\alpha_s}^i \frac{\alpha_s}{\pi} + c_b^i \epsilon_b + c_c^i \epsilon_c + \dots \right], \quad (4)$$

where $\epsilon_{b,c} = \bar{\Lambda}/2m_{b,c}$, the strong coupling is typically evaluated at $\mu \sim \sqrt{m_c m_b}$ with $\alpha_s(\sqrt{m_c m_b}) \approx 0.26$, and the dots represent higher order corrections. We recall that the Isgur-Wise function $\xi(w)$ is normalized to 1 at zero recoil, $\xi(1) = 1$. Some of the ratios are known at $O(\beta_0 \alpha_s^2)$ but the extra corrections are very small [24].

We will follow here the calculation of Ref. [20] which updates those employed in the CLN paper. In particular, we will adopt the values of quark masses and of the subleading parameters given there,

$$\begin{aligned} \eta(1) &= 0.62 \pm 0.20, & \eta'(1) &= 0.0 \pm 0.2, \\ \hat{\chi}_2(1) &= -0.06 \pm 0.02 & \hat{\chi}'_2(1) &= 0 \pm 0.02 \\ \hat{\chi}'_3(1) &= 0.04 \pm 0.02. \end{aligned} \quad (5)$$

As the Isgur-Wise function cancels out in the ratios of form factors, the latter can be computed more accurately in the heavy quark expansion. The central values of the ratios of form factors F_j to V_1 computed in this way and expanded in $w_1 = w - 1$,

$$\frac{F_j(w)}{V_1(w)} = A_j \left[1 + B_j w_1 + C_j w_1^2 + D_j w_1^3 + \dots \right], \quad (6)$$

are given in Table II, which updates Table A.1 of Ref. [11] and has very similar results.

There is no obvious way to estimate the size of the higher order corrections to the NLO HQET expressions. Parametrically they are $O(\alpha_s^2)$, $O(\alpha_s \epsilon_c)$, and $O(\epsilon_c^2)$, where roughly

$$\alpha_s^2 \sim \alpha_s \epsilon_c \sim \epsilon_c^2 \sim 6\%, \quad (7)$$

but the choice of m_c or of the scale α_s can easily change this estimate. Most importantly, the coefficients in front of these parameters can enhance or suppress significantly their contribution. For instance, the perturbative expansion is actually an expansion in $\alpha_s/4\pi$ and the two-loop is generally enhanced by $\beta_0 \sim 9$. In the following we will mostly worry about power corrections.

It is useful to recall that several of the form factors do not receive NLO power corrections at zero recoil because of Luke's theorem [18]. In particular, all of the scalar and axial-vector form factors, S_{1-3} and A_{1-7} , do not receive $1/m$ corrections at zero recoil. There are also exact kinematic relations between the (pseudo)scalar and (axial)vector form factors at maximal recoil $w = w_{max}$ (corresponding to $q^2 = 0$)

$$\begin{aligned} S_{1,2,3}(w_{max}) &= V_{1,2,3}(w_{max}), \\ P_{1,2,3}(w_{max}) &= A_{5,6,7}(w_{max}) \end{aligned} \quad (8)$$

	$B \rightarrow D$	$B \rightarrow D^*$
$V, 1^-$	$f_+ = \frac{1+r}{2\sqrt{r}} V_1$	$g = \frac{1}{m_B \sqrt{r}} V_4$
$A, 1^+$	—	$f = m_B \sqrt{r} (1+w) A_1,$ $\mathcal{F}_1 = m_B^2 (1-r) \sqrt{r} (1+w) A_5$
$S, 0^+$	$f_0^{\text{BGL}} = m_B^2 \sqrt{r} (1-r) (1+w) S_1$	—
$P, 0^-$	—	$\mathcal{F}_2 = \frac{1+r}{\sqrt{r}} P_1$
	$B^* \rightarrow D$	$B^* \rightarrow D^*$
$V, 1^-$	$\hat{g} = -\frac{1}{m_{B^*}^* \sqrt{r}} V_5$	$V_{+0} = \frac{1}{m_{B^*} \sqrt{r}} V_6$ $V_{++} = \frac{1}{m_{B^*} \sqrt{r}} V_7$ $V_{0+} = -\frac{1+r}{\sqrt{2r}} V_2$ $V_{00} = \frac{1+r}{2\sqrt{r}} V_3$
$A, 1^+$	$\hat{f} = -m_{B^*} (1+w) \sqrt{r} A_2$ $\hat{\mathcal{F}}_1 = m_{B^*}^2 (1+w) (1-r) \sqrt{r} A_6$	$A_{++} = -m_{B^*} \sqrt{r} (1+w) A_3$ $A_{+0} = m_{B^*} \sqrt{r} (1+w) A_4$ $A_{0+} = -m_{B^*}^2 (1-r) \sqrt{r} (1+w) A_7$
$S, 0^+$	—	$S_{0+} = m_{B^*}^2 \sqrt{r} (1-r) (1+w) S_2$ $S_{00} = -m_{B^*}^2 \sqrt{\frac{r}{2}} (1-r) (1+w) S_3$
$P, 0^-$	$\hat{\mathcal{F}}_2 = -\frac{1+r}{\sqrt{r}} P_2$	$P_{0+} = \frac{1+r}{\sqrt{r}} P_3$

TABLE I. Relations between form factors in the BGL (left) and CLN (right) notation. r is the ratio of meson masses $m_{D^{(*)}}/m_{B^{(*)}}$ appropriate for each channel. Notice that f_0^{BGL} differs from the more common notation $f_0 = f_0^{\text{BGL}}/(m_B^2 - m_D^2)$, used, *e.g.*, in Ref. [5].

which introduce a link between form factors protected by Luke's theorem and others which are not protected. As an effect, the $1/m$ corrections tend to be smaller in $V_{1,2,3}$ and $P_{1,2,3}$ as well, as a sort of *indirect* Luke's protection. Finally, there are the following exact relations between form factors at zero-recoil ($w = 1$):

$$\begin{aligned}
S_2(1) &= S_3(1), \\
A_1(1) &= A_5(1), \\
A_2(1) &= A_6(1), \\
A_3(1) &= A_4(1) = A_7(1).
\end{aligned} \tag{9}$$

In some cases, such as V_1 , the leading power corrections at zero-recoil are known to be suppressed [25].

The actual pattern of the NLO HQET corrections reflects these two qualitative suppressions: the form factors protected directly or indirectly by Luke's theorem receive

small or moderate power corrections over the whole w range ($1 \leq w \lesssim 1.59(1.51)$ for $B \rightarrow D^{(*)}$), while the others ($V_{4,5,6,7}$) are affected by leading power corrections as large as 50%. The magnitude of the coefficients of $\epsilon_{b,c}$ reaches 2.1. The total NLO correction is almost 60% in V_6/V_1 , see Table II. As Luke's theorem does not protect the form factors from $1/m^2$ corrections, it is therefore *natural* to expect $1/m^2$ corrections of order 10-20%, and one cannot exclude that occasionally they can be even larger.

The comparison with recent lattice QCD results is instructive, even though it is limited to the few cases for which the form factors have been computed at zero or small recoil. Considering only unquenched lattice results, we average those by the Fermilab/MILC and HPQCD collaborations [2, 3, 9, 10], neglecting corre-

F_j	A_j	B_j	C_j	D_j
S_1	1.0208	-0.0436	0.0201	-0.0105
S_2	1.0208	-0.0749	-0.0846	0.0418
S_3	1.0208	0.0710	-0.1903	0.0947
P_1	1.2089	-0.2164	0.0026	-0.0007
P_2	0.8938	-0.0949	0.0034	-0.0009
P_3	1.0544	-0.2490	0.0030	-0.0008
V_1	1	0	0	0
V_2	1.0894	-0.2251	0.0000	0.0000
V_3	1.1777	-0.2651	0.0000	0.0000
V_4	1.2351	-0.1492	-0.0012	0.0003
V_5	1.0399	-0.0440	-0.0014	0.0004
V_6	1.5808	-0.1835	-0.0009	0.0003
V_7	1.3856	-0.1821	-0.0011	0.0003
A_1	0.9656	-0.0704	-0.0580	0.0276
A_2	0.9656	-0.0280	-0.0074	0.0023
A_3	0.9656	-0.0629	-0.0969	0.0470
A_4	0.9656	-0.0009	-0.1475	0.0723
A_5	0.9656	0.3488	-0.2944	0.1456
A_6	0.9656	-0.2548	0.0978	-0.0504
A_7	0.9656	-0.0528	-0.0942	0.0455

TABLE II. Coefficients of the expansion in powers of $(w - 1)$ of F_j/V_1 , see Eq. (6).

lations between their results. We also mention that there is some tension between the preliminary value of $A_1(1) = 0.857(41)$ by HPQCD and the result of Fermilab/MILC, $A_1(1) = 0.906(13)$. Incidentally we note that the first value agrees well with the heavy quark sum rule estimate of Ref. [26]. The results at or near zero recoil are

$$\begin{aligned} S_1(w) &= 1.027(8) - 1.154(32)(w - 1) + \dots \\ V_1(w) &= 1.053(8) - 1.236(33)(w - 1) + \dots, \\ A_1(1) &= 0.902(12), \end{aligned} \quad (10)$$

from which it follows that

$$\begin{aligned} \left. \frac{S_1(w)}{V_1(w)} \right|_{\text{LQCD}} &= 0.975(6) + 0.055(18)(w - 1) + \dots, \\ \left. \frac{A_1(1)}{V_1(1)} \right|_{\text{LQCD}} &= 0.857(15), \\ \left. \frac{S_1(1)}{A_1(1)} \right|_{\text{LQCD}} &= 1.137(21). \end{aligned} \quad (11)$$

Notice that in the case of S_1/V_1 both numerator and denominator have been computed at small recoil by the Fermilab/MILC and HPQCD collaborations, and we therefore have also a lattice determination of the slope of the ratio.

On the other hand, the HQET calculation at NLO of

Ref. [20] gives

$$\begin{aligned} \left. \frac{S_1(w)}{V_1(w)} \right|_{\text{HQET}} &= 1.021(30) - 0.044(64)(w - 1) + \dots \\ \left. \frac{A_1(1)}{V_1(1)} \right|_{\text{HQET}} &= 0.966(28) \\ \left. \frac{S_1(1)}{A_1(1)} \right|_{\text{HQET}} &= 1.055(2), \end{aligned} \quad (12)$$

where the errors represent only the parametric uncertainty on m_b , α_s and the QCD sum rules parameters.

Comparing the zero-recoil values of the ratios in Eqs.(11) to those in Eqs. (12) one observes deviations between 5% and 13%, which are obviously due to higher order corrections unaccounted for in Eq. (12). In all cases the deviation is larger than the NLO correction. While it is quite possible that lattice uncertainties are somewhat underestimated, here we are not interested in a precision determination. What matters here is that the *size* of these deviations is consistent with our discussion above. The slope of the ratio S_1/V_1 computed on the lattice has a different sign from the one in (12) and their difference induces a 6% shift at maximal w . However, since $S_1/V_1 = 1$ at maximal recoil, it is not surprising that higher order corrections are moderate in this case.

In conclusion, higher order corrections to the form factor ratios computed in HQET at NLO are generally sizeable and can naturally be of the order of 10-20%.¹

III. STRONG UNITARITY BOUNDS FOR $B \rightarrow D^*$ FORM FACTORS

In the following we refer to the setup based on [13] which we have employed in [14] to perform a fit to the recent Belle $B \rightarrow D^* \ell \nu$ differential distributions. In this

¹ The CLN form factors F_i we consider are helicity amplitudes which are linear combinations of the form factors in terms of which the matrix elements are decomposed. This sometimes leads to a correlation between numerator and denominator in the ratios of helicity amplitudes, which could affect our error estimates. There are only a few such cases among the ratios we employ in this paper: S_1/V_1 , P_1/A_1 , A_5/A_1 , P_1/A_5 . The correlation is maximal at zero recoil where $A_1 = A_5$ and one has

$$\begin{aligned} \frac{S_1}{V_1} &= 1 + \frac{1-r}{1+r} \frac{h_-}{h_+ - \frac{1-r}{1+r} h_-} = 1 + 0.48 (0.04 \pm 0.06), \\ \frac{P_1}{A_1} &= \frac{2}{1+r} - \frac{1-r}{1+r} \left(\frac{h_{A_2}}{h_{A_1}} + \frac{h_{A_3}}{h_{A_1}} \right) = 1 - 0.45 (-0.54 \pm 0.13). \end{aligned}$$

Here we have also reported the NLO HQET result. In S_1/V_1 we have small NLO corrections further suppressed by the prefactor ≈ 0.48 . This suggests that higher order corrections are somewhat suppressed, as in fact we found by comparing with LQCD above. In the second line the NLO corrections are sizeable despite the suppression factor, and also here one can naturally expect NNLO corrections between 10% and 20%.

BD	BD^*	B^*D	B^*D^*	Type	Mass (GeV)	Method	Decay const.(GeV)	Refs.
✓	✓	✓	✓	1^-	6.329(3)	Lattice	0.422(13)	[27–29]
✓	✓	✓	✓	1^-	6.920(18)	Lattice	0.300(30)	[28, 30]
✓	✓	✓	✓	1^-	7.020	Model		[31]
×	×	×	✓	1^-	7.280	Model		[32]
×	✓	✓	✓	1^+	6.739(13)	Lattice		[28]
×	✓	✓	✓	1^+	6.750	Model		[33]
×	✓	✓	✓	1^+	7.145	Model		[33]
×	✓	✓	✓	1^+	7.150	Model		[33]
✓	×	×	✓	0^+	6.704(13)	Lattice		[27, 28]
✓	×	×	✓	0^+	7.122	Model		[33]
×	✓	✓	✓	0^-	6.275(1)	Experiment	0.427(6)	[27, 34]
×	✓	✓	✓	0^-	6.842(6)	Experiment		[27]
×	✓	×	✓	0^-	7.250	Model		[33]

TABLE III. Relevant $B_c^{(*)}$ masses and decay constants, consistent with the subsets used in Refs. [5, 14]. We do not consider the fourth 1^- resonance as it is very close to threshold and its value is very uncertain. Predictions for the decay constant of the second 0^- resonance are also very uncertain and we do not include them here.

Input	Value
$m_{B^{*0}}$	5.325 GeV
m_{B^0}	5.280 GeV
$m_{D^{*+}}$	2.010 GeV
m_{D^+}	1.870 GeV
m_τ	1.77686 GeV
η_{EW}	1.0066
$\tilde{\chi}_{1-}^T(0)$	$5.131 \cdot 10^{-4} \text{ GeV}^{-2}$
$\chi_{1-}^L(0)$	$6.204 \cdot 10^{-3}$
$\chi_{1+}^T(0)$	$3.894 \cdot 10^{-4} \text{ GeV}^{-2}$
$\tilde{\chi}_{1+}^L(0)$	$19.421 \cdot 10^{-3}$

TABLE IV. Additional numerical inputs. The calculation of the $\chi_i^{L,T}(0)$ follows Refs. [5, 35]. χ_{1-}^L and χ_{1+}^L are needed for the scalar and pseudoscalar formfactors [13]; they are related to χ_{0+} and χ_{0-} , respectively.

framework the generic form factor F_i (already in CLN notation) can be expressed as

$$F_i(w) = \frac{p_i(w)}{B_i(z)\phi_i(z)} \sum_{n=0}^N a_n^{(i)} z^n \quad (13)$$

where $z = (\sqrt{w+1} - \sqrt{2})/(\sqrt{w+1} + \sqrt{2})$ and the prefactors $p_i(w)$ are the ratios between helicity amplitudes in the CLN and BGL notations which can be read off Table I. The series in z in (13) is truncated at power N and we will set $N = 2$ from the outset, which is sufficient at the present of level accuracy as $0 < z < 0.056$ in the physical region for semileptonic $B \rightarrow D^*$ decays to massless leptons.

The Blaschke factors, $B_i(z)$, take into account the sub-threshold B_c resonances with the same quantum numbers as the current involved in the definition of F_i . As the exact location of the threshold $(m_{B^{(*)}} + m_{D^{(*)}})^2$ depends on the particular $B^{(*)} \rightarrow D^{(*)}$ channel, $B_i(z)$ may differ even between form factors with the same quantum numbers. We will employ the resonances given in Table III. Finally, the *outer* functions $\phi_i(z)$ can be read from Eq.(4.23) and Tables I and IV of Ref. [13] and are given explicitly in a few cases in [5, 14]. We will use $n_I = 2.6$ for the number of spectator quarks (three), decreased by a large and conservative SU(3) breaking factor. The other inputs we use are given in Table IV (all uncertainties are small and can be neglected), where the $\tilde{\chi}$ are the χ constants after taking into account the one-particle exchanges, see [5, 11].

Analyticity ensures that the coefficients of the z -expansion (13) for the form factor F_i satisfy the *weak* unitarity condition

$$\sum_{n=0}^N (a_n^{(i)})^2 < 1, \quad (14)$$

but there are a number of two body channels ($BD, BD^*, B^*D, B^*D^*, \Lambda_b \Lambda_c, \dots$) with the right quantum numbers, as well as higher multiplicity channels, that give positive contributions to the absorptive part to the two-point function and can strengthen the unitarity bound on the coefficients of each form factor. For instance, the form factors $A_{1,5}$ which appear in the $B \rightarrow D^* \ell \nu$ decays both contribute to the same unitarity sum with quantum numbers 1^+ ,

$$\sum_{n=0}^N (a_n^{A_1})^2 + (a_n^{A_5})^2 < 1. \quad (15)$$

However, the (*strong*) unitarity sums including all the $B^{(*)} \rightarrow D^{(*)}$ channels with quantum numbers 0^+ , 0^- , 1^- , 1^+ are

$$\begin{aligned} \sum_{i=1}^3 \sum_{n=0}^N (a_n^{S_i})^2 &< 1, & \sum_{i=1}^3 \sum_{n=0}^N (a_n^{P_i})^2 &< 1, \\ \sum_{i=1}^7 \sum_{n=0}^N (a_n^{V_i})^2 &< 1, & \sum_{i=1}^7 \sum_{n=0}^N (a_n^{A_i})^2 &< 1. \end{aligned} \quad (16)$$

Now we can use the relations between the 20 form factors we have presented in the previous section to obtain constraints on the coefficients of *any* specific form factor F_i [5, 11, 13]. It is sufficient to replace F_j by $(F_j/F_i) \cdot F_i$ and expand the product in powers of z to re-express each coefficient $a_n^{F_j}$ in terms of a linear combination of the $a_n^{F_i}$. In the case $N = 2$ which is relevant here, each unitarity sum can then be reduced to a quadratic form in $a_0^{F_i}$, $a_1^{F_i}$, $a_2^{F_i}$, and each unitarity condition in Eqs. (16) represents an ellipsoid in the $(a_0^{F_i}, a_1^{F_i}, a_2^{F_i})$ space.

To take into account the uncertainties in the relations between form factors we generate replicas of the set of ratios F_j/F_i which satisfy the kinematic relations of Eqs. (8,9) and incorporate the lattice QCD results of Eqs. (11) within their uncertainties. Each replica must also have all of the ratios contained within a band around their central values computed at NLO in HQET as presented in the previous section, improved whenever possible with existing lattice data. At zero-recoil the band has a width corresponding to the maximum between 25% and $15\% + 2\sigma_{HQET}$. At the endpoint, corresponding to $q^2 = 0$, the width is slightly larger and corresponds to the maximum between 30% and $20\% + 2\sigma_{HQET}$. Here σ_{HQET} is the total parametric relative uncertainty of the NLO HQET calculation, obtained combining in quadrature the uncertainty from the QCD sum rule parameters, m_b , and α_s .

Another condition that the replicas $(F_j/F_i)_\alpha$ must comply with is that the coefficients $a_n^{(F_j)}$ of the form factor F_j , computed by expanding in powers of z the expression

$$F_j(w) = (F_j/F_i)_\alpha (F_i/V_1)_\alpha V_1^{exp}(w) \quad (17)$$

satisfy weak unitarity, *i.e.* Eq. (14). Here $V_1^{exp}(w)$ is the result of the fit to $B \rightarrow D\ell\nu$ experimental data and lattice results performed in [5]. The replicas $(F_j/F_i)_\alpha$ are acceptable if unitarity is satisfied for values of coefficients of $V_1^{exp}(w)$ within 3σ s from their central values. Each replica therefore represents a viable model of the form factors. An example of a few replicas of the ratios $S_{1,2}/A_1$ passing all tests is shown in Fig. 1.

We will be primarily interested in the four form factors which enter the $B \rightarrow D^*\ell\nu$ decays, namely A_1 , A_5 , V_4 , and P_1 . The latter contributes only for massive final leptons. Each set of replicas of F_i/A_1 gives rise to four ellipsoids in the $(a_0^{A_1}, a_1^{A_1}, a_2^{A_1})$ space, corresponding to the four possible conditions in Eq. (16). As $A_1(1)$

is known relatively well from lattice QCD calculations, we can fix $a_0^{A_1}$ and obtain 4 ellipses in the $(a_1^{A_1}, a_2^{A_1})$ plane. Samples of such ellipses from the S and V sectors are shown in Fig. 2: there is very little sign of correlation between $a_1^{A_1}$, $a_2^{A_1}$, but the regions identified in the two cases are similar. We have repeated the same procedure with a large number of replicas. The envelope formed by all the ellipses represents the allowed region in the $(a_1^{A_1}, a_2^{A_1})$ plane and is shown in Fig. 3. It is quite remarkable that the allowed regions are very similar for the S, P, V channels, while the A channel is less constraining. The intersection of the S, P, V and A channels is the allowed region we will consider in the following.

In the same way we have derived bounds in the $(a_1^{A_5}, a_2^{A_5})$ plane. Indeed, $A_5(1)$ is fixed by the same lattice calculations which fix $A_1(1)$. The final results are also shown in Fig. 3. The case of V_4 is slightly different because there is no lattice calculation that fixes $a_0^{V_4}$. In principle one should keep the three-dimensional envelope of all ellipsoids. However, in line with the previous discussion, we can assume that $V_4(1)$ is within about 30% from the values it takes when one uses $A_1(1)$ or $V_1(1)$ together with HQET form factor ratios. This leads to $0.0209 < a_0^{V_4} < 0.0440$. The bounds in the $(a_1^{V_4}, a_2^{V_4})$ plane depend little on the exact value of $a_0^{V_4}$ in that range, besides being anyway much weaker than those on the coefficients of $A_{1,5}$. Therefore, also in this case we obtain a two-dimensional allowed region, shown in Fig. 3. The case of P_1 is very similar to that of V_4 and one similarly finds $0.041 < a_0^{P_1} < 0.089$ and then a two-dimensional allowed region in the $(a_1^{P_1}, a_2^{P_1})$.²

Two comments are in order at this point. First, the weak or absent correlation between a_1 and a_2 that we observe in most cases does not imply the absence of a strong correlation between slope and curvature of the form factors when they are expressed in terms of the variable w . The latter was observed long ago in Refs. [11, 13] and is a simple consequence of the change of variable from z to w and of the outer functions structure, combined with the weak unitarity bounds on $a_{1,2}$. Indeed, if we proceed as in Ref. [11], we confirm their bounds on slope and curvature of V_1 . The only exception are the constraints from the vector channel, which we find more constraining than in [11]³.

Second, we see no point in modifying the parametrization to include these stronger unitarity bounds. The bounds we have found should be used directly in fits to experimental and lattice data based on the BGL parametrization. In the future, when new lattice information on the slopes of these form factors will become

² The two-dimensional numerical regions are available from the authors upon request.

³ We traced the origin of the discrepancy to the exponent of $(\beta_j^2 - (w+1)/2)$ in the denominator of the third row in their eq.(5) (sum over $j = 4 - 7$) which should be 4 instead of 5. The main results of [11] are unaffected.

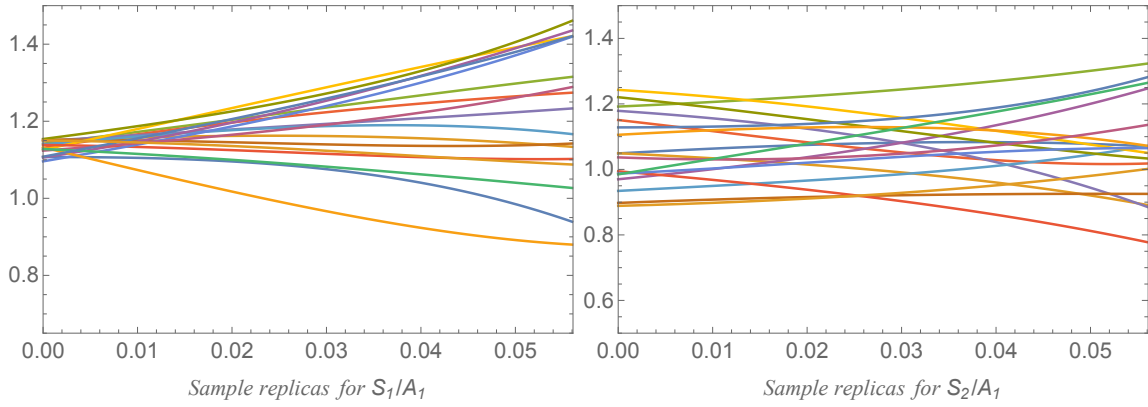


FIG. 1. Sample replicas which satisfy all requirements for the form factor ratios $S_{1,2}/A_1$ as a function of z .

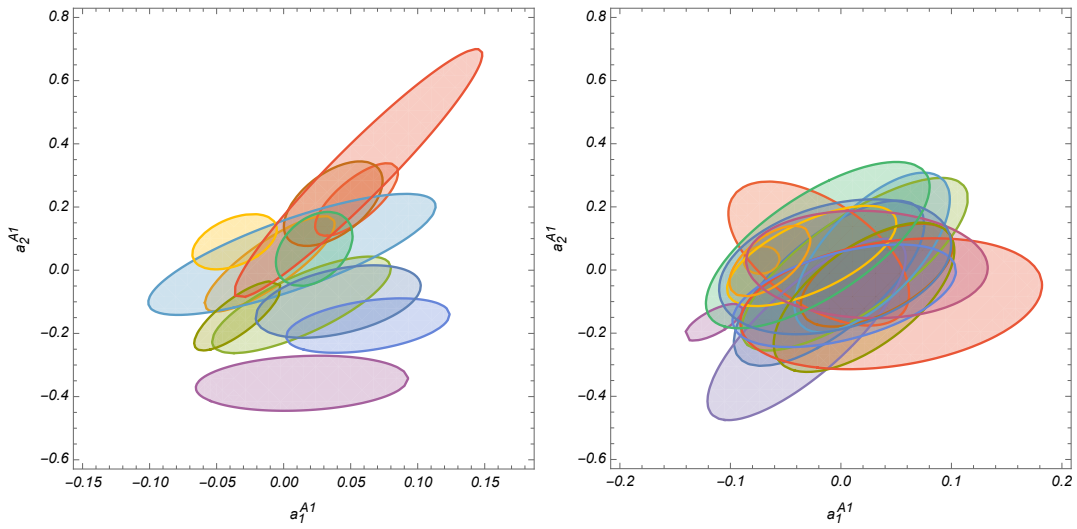


FIG. 2. Ellipses from sample replicas in the $(a_1^{A_1}, a_2^{A_1})$ plane from the scalar and vector channels.

available, the bounds can be simplified; they will become one-dimensional bounds on $a_2^{F_i}$ only.

IV. FITS TO $B \rightarrow D^* \ell \nu$ DATA

We will now employ the results of the previous section in a fit to the available experimental data for $B \rightarrow D^* \ell \nu$, in order to illustrate the relevance of strong unitarity bounds in the present situation. To this end, we repeat here the analysis of Ref. [14], based on the preliminary Belle data of [12], and refer to [14] for all the details. The only additional piece of data we will include in the fit is the HFLAV average for the branching ratio of $\bar{B}^0 \rightarrow D^{*+} l^- \bar{\nu}_l$ [1]

$$\mathcal{B}(\bar{B}^0 \rightarrow D^{*+} l^- \bar{\nu}_l) = 0.0488 \pm 0.0010, \quad (18)$$

where we added the errors in quadrature. Combining it with the total lifetime $\tau_{B^0} = (152.0 \pm 0.4) \cdot 10^{-14} \text{s}$ [27],

we get a rather precise value for the total width of this decay. The above branching ratio can be compared with

$$\mathcal{B}(\bar{B}^0 \rightarrow D^{*+} l^- \bar{\nu}_l) = 0.0495 \pm 0.0025$$

reported in [12]. One would expect the lower value in (18) to drive the fit towards slightly lower values of $|V_{cb}|$ but we will see that the precision of the new input changes the fit in an unexpected way. We stress that the branching ratio is, to good approximation, independent of the parametrization of the form factors used in the experimental analyses and it is therefore the only piece of data that we can use from older experimental results. We will also neglect all correlations of the total width with the binned angular and kinematic distributions included in the fit. For what concerns the lattice determination of the form factor at zero recoil, $A_1(1)$, we will use the average given in Eq. (10), which differs slightly from the value employed in Ref. [14].

The results of the constrained fit are shown in Table V,

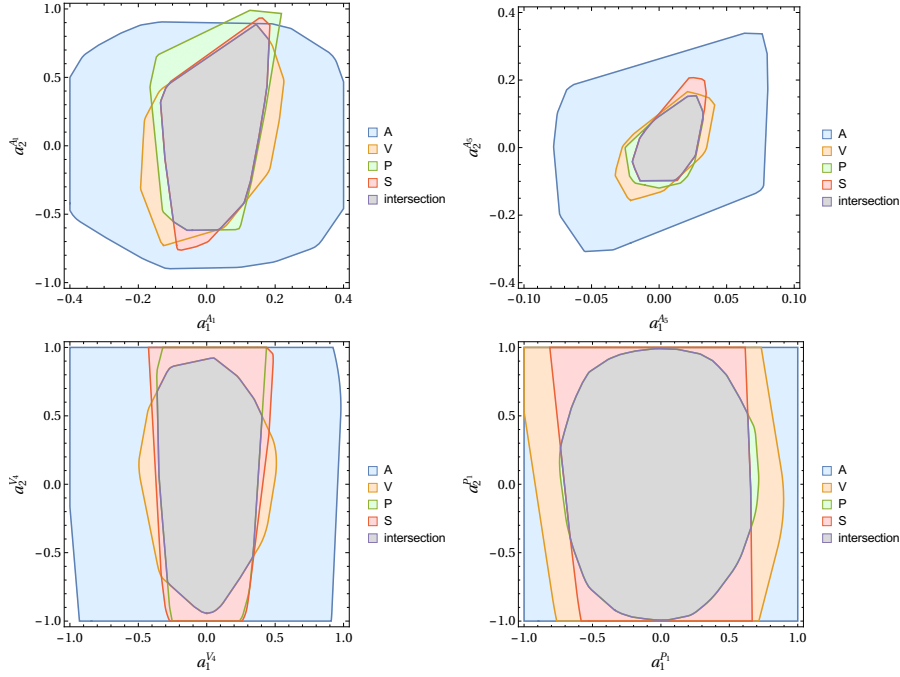


FIG. 3. Allowed regions in the $(a_1^{A_1}, a_2^{A_1})$, $(a_1^{A_5}, a_2^{A_5})$, $(a_1^{V_4}, a_2^{V_4})$ and $(a_1^{P_1}, a_2^{P_1})$ planes from scalar (S), pseudoscalar (P), vector (V) and axial-vector (A) channels.

where we consider fits in the BGL parametrization with weak and strong unitarity bounds, with and without the inclusion of the constraints computed with Light Cone Sum Rules at $w = w_{max}$ in [36]:

$$A_1(w_{max}) = 0.65(18), \quad (19)$$

$$R_1(w_{max}) = 1.32(4), \quad R_2(w_{max}) = 0.91(17).$$

where

$$R_1(w) = \frac{V_4(w)}{A_1(w)}, \quad R_2(w) = \frac{w-r}{w-1} \left(1 - \frac{1-r}{w-r} \frac{A_5(w)}{A_1(w)} \right).$$

We have also performed fits with the CLN parametrization (with free parameters $A_1(1), \rho^2, R_1(1), R_2(1)$) in the same way as in [14]. We obtain $|V_{cb}| = 0.0393(12)$ ($\chi^2/dof = 35.4/37$) without the LCSR and $|V_{cb}| = 0.0392(12)$ ($\chi^2/dof = 35.9/40$) with the LCSR. As expected, the difference between the values of $|V_{cb}|$ obtained with the BGL and CLN parametrization is reduced by the use of strong unitarity bounds, but it remains as large as 3.5-5%, depending on whether LCSR results are included or not.

Comparing the fits in Table V with those in Ref. [14] we note that the inclusion of the world average for the branching ratio has a significant impact on $|V_{cb}|$: the central value increases by 1.2 to 1.7% and the error is reduced by 10-20%. Using the average of Eq. (10) instead of the Fermilab/MILC result alone also leads to a minor increase of the $|V_{cb}|$ central value.

Comparing the fits in Table V with weak and strong unitarity bounds we observe that the strong constraints

decrease $|V_{cb}|$ by 1.5-2.2% and tighten its uncertainty quite a bit, especially in the less constrained fit without LCSR input.

It is also interesting to compare the effects of the strong unitarity bounds we have derived with the help of heavy quark symmetry relations with a naive rescaling of the weak unitarity conditions of Eq. (15). This gives an idea of how strong the strong unitarity bounds really are and helps us understanding their usefulness. The effects of the strong unitarity bounds is roughly similar to that of using

$$\sum_{n=0}^2 (a_n^{V_4})^2 < \Lambda_V,$$

$$\sum_{n=0}^2 [(a_n^{A_1})^2 + (a_n^{A_5})^2] < \Lambda_A$$

with $\Lambda_{A,V} \lesssim 0.2$, depending on the inputs. In effect, the strong unitarity bounds introduce little correlations among the $a_i^{F_j}$ coefficients: they mostly bound their individual size. This is unsurprising, as the unitarity sum rules cannot be saturated by one or two amplitudes only.

We now want to verify *a posteriori* that the results of our fits are compatible with heavy quark symmetry within reasonable uncertainties. Indeed, the form factor ratios $R_{1,2}(w)$ defined above after Eq. (19) can be determined from the results of our fits. A deviation from the NLO HQET predictions significantly larger than $\sim 20\%$ would signal an unexpected and unnatural breakdown

BGL Fit:	Data + lattice	Data + lattice + LCSR	Data + lattice	Data + lattice + LCSR
unitarity	weak	weak	strong	strong
χ^2/dof	28.2/33	32.0/36	29.6/33	33.1/36
$ V_{cb} $	0.0424 (18)	0.0413 (14)	0.0415 (13)	0.0406 ($^{+12}_{-13}$)
$a_0^{A_1}$	0.01218(16)	0.01218(16)	0.01218(16)	0.01218(16)
$a_1^{A_1}$	$-0.053 (^{+56}_{-44})$	$-0.052 (^{+25}_{-14})$	$-0.046 (^{+34}_{-18})$	$-0.029 (^{+21}_{-13})$
$a_2^{A_1}$	$0.2 (^{+8}_{-12})$	$0.99 (^{+0}_{-46})$	$0.48 (^{+2}_{-92})$	$0.5 (^{+0}_{-3})$
$a_1^{A_5}$	$-0.0101 (^{+59}_{-55})$	$-0.0072 (^{+52}_{-50})$	$-0.0063 (^{+36}_{-11})$	$-0.0051 (^{+49}_{-13})$
$a_2^{A_5}$	0.12 (10)	0.092 ($^{+92}_{-95}$)	0.062 ($^{+4}_{-64}$)	0.065 ($^{+9}_{-89}$)
$a_0^{V_4}$	0.011 ($^{+10}_{-8}$)	0.0286 ($^{+55}_{-36}$)	0.0209 ($^{+44}_{-0}$)	0.0299 ($^{+53}_{-35}$)
$a_1^{V_4}$	0.7 ($^{+3}_{-4}$)	0.08 ($^{+8}_{-22}$)	0.33 ($^{+4}_{-17}$)	0.04 ($^{+7}_{-20}$)
$a_2^{V_4}$	0.7 ($^{+2}_{-17}$)	-1.0 ($^{+20}_{-0}$)	0.6 ($^{+2}_{-13}$)	-0.9 ($^{+18}_{-0}$)

TABLE V. Fit results using the BGL parametrization with $N = 2$ without and with the strong unitarity constraints. In the BGL fits $a_0^{A_5}$ is related to the value of $a_0^{A_1}$, $a_0^{A_5} = 0.1675 a_0^{A_1}$.

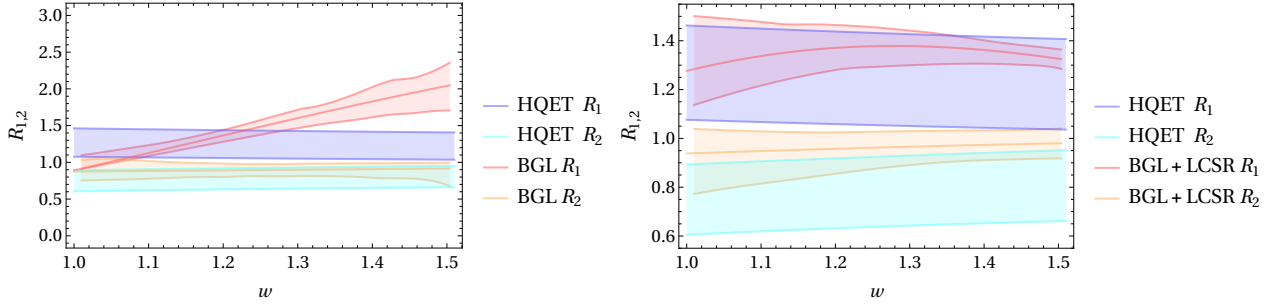


FIG. 4. Form factors ratios $R_{1,2}$ from the fits with strong unitarity bounds without (left) and with LCSR (right) input compared with their NLO HQET predictions, with parametric uncertainty combined in quadrature with a 15% theoretical uncertainty.

of the heavy mass expansion. This point has been emphasised in Refs. [14] and [37]. The two plots in Fig. 4 show that the fits without/with LCSR lead to R_2 in good agreement with HQET (with input from QCD sum rules) and the same holds for R_1 when LCSR are included. On the other hand, without LCSR R_1 is well compatible with HQET only at small or moderate recoil: at large w there is a clear tension with both HQET and LCSR predictions. Lattice calculations will compute A_1 and $R_{1,2}$ at small recoil in the near future⁴ and are likely to settle the whole $|V_{cb}|$ determination. In the meantime, the fit without LCSR appears somewhat disfavoured.

Finally, we comment on the differences of our fits with those performed in [20]. The main differences are that the authors of Ref. [20] employ the CLN parametrization for the reference form factor A_1 and assume the NLO HQET calculation for the form factor ratios $R_{1,2}$ without accounting for a theoretical uncertainty due to unknown

higher order corrections. They also perform a combined fit to $B \rightarrow D$ and $B \rightarrow D^*$ Belle data. In our fits we do not employ directly the HQET relations because we believe their present uncertainty does not make them useful and therefore a combined fit to $B \rightarrow D$ and $B \rightarrow D^*$ data would give the same results of the two separate fits presented here and in [5]. Indeed, the coupling between the two sets of data through the unitarity bounds would be extremely small.

V. CALCULATION OF $R(D^*)$

In the case of a massive (τ) lepton the differential width for $B \rightarrow D^* \tau \nu_\tau$ can be written as the sum of two terms

$$\frac{d\Gamma_\tau}{dw} = \frac{d\Gamma_{\tau,1}}{dw} + \frac{d\Gamma_{\tau,2}}{dw}.$$

⁴ Preliminary and incomplete results have been presented recently [38]. They seem to exclude large deviations from HQET at small recoil.

where

$$\begin{aligned}\frac{d\Gamma_{\tau,1}}{dw} &= \left(1 - \frac{m_\tau^2}{q^2}\right)^2 \left(1 + \frac{m_\tau^2}{2q^2}\right) \frac{d\Gamma}{dw}, \\ \frac{d\Gamma_{\tau,2}}{dw} &= k \frac{m_\tau^2(m_\tau^2 - q^2)^2 r^3 (1+r)^2 (w^2 - 1)^{\frac{3}{2}} P_1(w)^2}{(q^2)^3}.\end{aligned}$$

Here $d\Gamma/dw$ represents the differential width for the decay to massless leptons, see e.g. [14], and depends on the form factors $A_{1,5}$ and V_4 . In the second term $k = \eta_{EW}^2 |V_{cb}|^2 G_F^2 m_B^5 / 32\pi^3$, $r = m_{D^*}/m_B$, with $\eta_{EW} \simeq 1.0066$ the leading QED correction. The second term depends on a new form factor, $P_1(w)$, whose z -expansion is

$$P_1(w) = \frac{\sqrt{r}}{(1+r)B_{0-}(z)\phi_{P_1}(z)} \sum_{n=0}^{\infty} a_n^{P_1} z^n. \quad (20)$$

where the outer function is given by

$$\phi_{P_1} = \sqrt{\frac{n_I}{\pi \tilde{\chi}_{1+}^L(0)}} \frac{8\sqrt{2}r^2(1+z)^2}{\sqrt{1-z}((1+r)(1-z) + 2\sqrt{r}(1+z))^4}$$

The Blaschke factor $B_{0-}(z)$ takes into account the first three 0^- resonances, see Table III.

The ratio $R(D^*)$, defined in Eq. (1), can be split into two parts

$$\begin{aligned}R(D^*) &= R_{\tau,1}(D^*) + R_{\tau,2}(D^*), \\ R_{\tau,1}(D^*) &= \frac{\int_1^{w_{\tau,\max}} dw d\Gamma_{\tau,1}/dw}{\int_1^{w_{\max}} dw d\Gamma/dw},\end{aligned} \quad (21)$$

$$R_{\tau,2}(D^*) = \frac{\int_1^{w_{\tau,\max}} dw d\Gamma_{\tau,2}/dw}{\int_1^{w_{\max}} dw d\Gamma/dw}, \quad (22)$$

where

$$w_{\tau,\max} = (m_B^2 + m_{D^*}^2 - m_\tau^2)/(2m_B m_{D^*}) \approx 1.355. \quad (23)$$

Unfortunately, the experimental q^2 -spectrum of $B \rightarrow D^* \tau \nu_\tau$ cannot be reliably used to constrain the form of P_1 and there is no lattice calculation of this form factor. We therefore consider three options:

- to use $P_1 = (P_1/A_1)A_1$ where $A_1(w)$ is taken from the fit and the ratio from HQET;
- to use $P_1 = (P_1/V_1)V_1$ where $V_1(w)$ is taken from the fit of [5] and the ratio from HQET;
- to use the HQET expression for $P_1(1)$ and the constraint $P_1(w_{\max}) = A_5(w_{\max})$ together with unitarity.

Having three alternative derivations will give us an additional handle to estimate the overall uncertainty. For a reference, we recall that the experimental world average for $R(D^*)$ is [1] (see update online)

$$R(D^*)^{\text{exp}} = 0.304 \pm 0.013 \pm 0.007. \quad (24)$$

1. The standard way: normalizing P_1 to A_1

The first option corresponds to the usual way of computing $R(D^*)$, see e.g. [20, 39]. The relevant ratio is traditionally denoted by R_0 :

$$R_0(w) = \frac{P_1(w)}{A_1(w)},$$

and of course $R_0(w) \rightarrow 1$ in the heavy quark limit. We use the updated NLO HQET calculation for R_0 [20], include gaussian uncertainties from the QCD sum rules parameters and m_b in the same way as [20], and in addition we assign to the NLO HQET result a 15% uncertainty from higher order corrections. This corresponds to over 30% uncertainty on $R_{\tau,2}(D^*)$. Here and in the remainder of this section all the errors are meant to be gaussian errors and are combined in quadrature whenever appropriate: this differs from what we did in Sec. III where we were looking for absolute bounds. In addition, we also impose strong unitarity constraints on the parameters of the z -expansion for P_1 , see Fig. 3: this moves the central value slightly off the one computed using the central values in Table V and reduces somewhat the uncertainty.

Using our fit with LCSR and strong unitarity bounds, we find

$$\begin{aligned}R_{\tau,1}(D^*) &= 0.232 & R_{\tau,2}(D^*) &= 0.026, \\ R(D^*) &= 0.258(5)_{(-7)}^{(+8)},\end{aligned} \quad (25)$$

where the first error refers to the $B \rightarrow D^* \ell \nu$ fit parameters and the full parametric uncertainty of R_0 , while the second one is related to the 15% uncertainty due to higher order corrections to R_0 . The contribution of $R_{\tau,2}(D^*)$ to the final result is about 10%. The uncertainty on P_1 , which affects only $R_{\tau,2}(D^*)$, has therefore a comparably small impact on the total uncertainty of the SM prediction of $R(D^*)$. It turns out, however, that this is the largest single source of uncertainty. The results obtained with the fit without LCSR and with strong unitarity bounds are very similar,

$$\begin{aligned}R_{\tau,1}(D^*) &= 0.232, & R_{\tau,2}(D^*) &= 0.025, \\ R(D^*) &= 0.257(5)_{(-7)}^{(+8)}\end{aligned} \quad (26)$$

where the two errors have the same meaning as in (25). Combining all errors in quadrature we end up with $R(D^*) = 0.258_{(-9)}^{(+10)}$ and $0.257_{(-8)}^{(+10)}$, respectively. These results agree well with those obtained in Ref. [20] using the same normalization to A_1 , except for the uncertainty due to higher order corrections which is not considered there. They are also compatible with $R(D^*) = 0.252 \pm 0.003$ [39] which has been used so far as reference SM prediction in most papers on the subject.

2. Normalizing P_1 to V_1

Let us now proceed to compute $R(D^*)$ in the second way. Only the calculation of $R_{\tau,2}(D^*)$ is different from

the above derivation. Here we use the precise determination of $V_1(w)$ from experimental $B \rightarrow D\ell\nu$ data and lattice QCD calculations of [5]. In particular, with the BGL $N = 2$ parametrization of V_1 and our fit with LCSR and strong unitarity bounds we get

$$R_{\tau,1}(D^*) = 0.232, \quad R_{\tau,2}(D^*) = 0.036, \\ R(D^*) = 0.268(^{+9}_{-8})(^{+12}_{-10}), \quad (27)$$

where the first error comes from parametric and fit uncertainties, and the second one from the 15% higher orders error. Using instead our fit without LCSR input one gets

$$R_{\tau,1}(D^*) = 0.232, \quad R_{\tau,2}(D^*) = 0.038, \\ R(D^*) = 0.270(^{+9}_{-8})(^{+12}_{-10}). \quad (28)$$

The values of $R(D^*)$ in Eqs.(27,28) are substantially higher and have a larger uncertainty than those obtained with the first method, although they are compatible within errors. The higher value of $R(D^*)$ is mostly due to the large difference, already noticed in Sec. II, between the NLO HQET and the lattice QCD predictions for $A_1(1)/V_1(1)$, see Eqs. (11,12). A lattice QCD determination of the form factor P_1 , even only at zero-recoil, would drastically decrease the uncertainty in $R(D^*)$.

3. Enforcing a constraint at $q^2 = 0$

The fits presented in sec. III allow for a 5% determination of A_5 at the endpoint $w = w_{max}$. This is outside the physical range for the semileptonic decay to taus, see (23), but the relation $P_1(w_{max}) = A_5(w_{max})$ still constrains $P_1(w)$ significantly. We will now use only the fit with strong unitarity bounds and LCSR, which gives

$$A_5(w_{max}) = 0.545 \pm 0.025. \quad (29)$$

This is significantly lower than $P_1(w_{max}) \simeq 0.69$ obtained using the normalization to V_1 considered in the previous subsection, and also lower than the $P_1(w_{max}) \simeq 0.62$ obtained normalizing P_1 to A_1 . For what concerns the value at zero recoil, $w = 1$, we can again use $P_1(1) = (P_1/V_1)_{HQET} V_1(1)_{lat}$ or $P_1(1) = (P_1/A_1)_{HQET} A_1(1)_{lat}$, where the lattice values $V_1(1)_{lat}$ and $A_1(1)_{lat}$ are taken from Eq. (10), leading to $P_1(1) = 1.27(21)$ and $P_1(1) = 1.12(18)$. Here we have combined in quadrature the parametric uncertainty with a 15% theoretical uncertainty. An intermediate choice consists in using the HQET relation between P_1 and the Isgur-Wise function, which is 1 at zero recoil. At the NLO we find

$$P_1(1) = 1.21 \pm 0.06 \pm 0.18$$

where the first error is parametric, and the second corresponds to the 15% theoretical uncertainty considered above. Using Eq. (20) this amounts to a determination of $a_0^{P_1}$,

$$a_0^{P_1} = 0.0595 \pm 0.0093,$$

which can be combined with (29) to derive

$$a_1^{P_1} = -0.318 \pm 0.170 - 0.056a_2^{P_1}$$

where the last term must satisfy $|a_2^{P_1}| < 1$ and $a_1^{P_1}$ is consistent with strong unitarity for almost any $a_2^{P_1}$. Using the last two relations, scanning in the relevant range of $a_2^{P_1}$, and combining the errors in quadrature we get

$$R_{\tau,2}(D^*) = 0.028, \quad R(D^*) = 0.260(5)(6),$$

where the first error refers to the parametric uncertainty in $R_{\tau,1}(D^*)$ and the second one is related to P_1 and parametric uncertainty in $R_{\tau,2}(D^*)$ only. The correlation between the two errors is small. We observe that the uncertainty is slightly smaller than those of the other methods.

The three methods we have employed to compute $R(D^*)$ lead to results which are consistent within uncertainties. The third method has a slightly smaller error and benefits from an important constraint at $q^2 = 0$ which is not taken into account with the first two methods. In particular, Eqs. (27,28) are likely to somewhat overestimate $R(D^*)$. We therefore adopt as our final result the one obtained with the third method,

$$R(D^*) = 0.260 \pm 0.008, \quad (30)$$

which still differs 2.6σ from the experimental world average, but it is higher and has an uncertainty almost three times larger than existing estimates⁵.

We apply the same methodology also to the prediction of the longitudinal τ lepton polarization [39–42]

$$P_\tau = \frac{\Gamma^+ - \Gamma^-}{\Gamma^+ + \Gamma^-}, \quad (31)$$

where Γ^\pm are the integrated decay rates for definite τ lepton helicity. One has [39]

$$\frac{d\Gamma^-}{dq^2} = \frac{G_F^2 |V_{cb}|^2 |\vec{p}| q^2}{96\pi^3 m_B^2} \left(1 - \frac{m_\tau^2}{q^2}\right)^2 \times \\ (H_{--}^2 + H_{++}^2 + H_{00}^2), \quad (32)$$

$$\frac{d\Gamma^+}{dq^2} = \frac{G_F^2 |V_{cb}|^2 |\vec{p}| q^2}{96\pi^3 m_B^2} \left(1 - \frac{m_\tau^2}{q^2}\right)^2 \times \\ \frac{m_\tau^2}{2q^2} (H_{--}^2 + H_{++}^2 + H_{00}^2 + 3H_{0t}^2), \quad (33)$$

where in our notation

$$H_{0t} = m_B \frac{\sqrt{r}(1+r)\sqrt{w^2-1}}{\sqrt{1+r^2-2wr}} P_1, \quad (34)$$

⁵ Only Ref. [16], which appeared together with the first version of this paper, has a larger uncertainty, finding $R(D^*) = 0.257(5)$.

and $H_{00}, H_{\pm\pm}$ are given in Ref. [14]. Recently, Belle reported the measurement $P_\tau = -0.38 \pm 0.51^{+0.21}_{-0.16}$ [43, 44]. Our SM prediction, independently of the use of LCSR in the fits, is

$$P_\tau = -0.47 \pm 0.04. \quad (35)$$

VI. CONCLUSIONS

Unitarity bounds are an essential part of the model independent form factor parametrization in semileptonic B decays. They can be made stronger using Heavy Quark Symmetry relations between the $B^{(*)} \rightarrow D^{(*)}$ form factors, and are solid and reliable constraints, provided one takes into account conservative uncertainties and recent input from lattice calculations and experiment.

In this paper we have obtained bounds on the z -expansion parameters of the form factors relevant in the calculation of $B \rightarrow D^* \ell \nu$ decays. Since we keep only terms up to z^2 in the expansion, and we generally have lattice QCD information on the first coefficient a_0 , the bounds are expressed as allowed regions in the (a_1, a_2) planes for each of the form factors, see Fig. 3. As lattice QCD calculations extend beyond the zero recoil point, they will soon provide a relatively precise determination of the slopes of some of the form factors. Our bounds will then become rather strict one-dimensional bounds on the curvature, or on the a_2 parameters.

In practice, we have revisited the CLN methodology 20 years later, and used experimental and lattice data to estimate the uncertainties in the HQET relations and to reduce the errors. Unlike CLN, however, we do not provide a simplified parametrization. On the contrary, our results on unitarity bounds applied to the BGL parametrization should form the basis of a new generation of model independent analyses of $B \rightarrow D^* \ell \nu$ data at both Belle-II and

LHCb.

For what concerns the determination of $|V_{cb}|$, we confirm and reinforce the conclusions of our recent analysis [14]. The present world average of the exclusive determination of $|V_{cb}|$ [1] relies on the CLN parametrization, but does not include a reliable estimate of the related theoretical uncertainties and is likely to be biased. Although the strong unitarity bounds have important consequences on the determination of $|V_{cb}|$ and reduce its value by about 2%, our fits to recent Belle's and lattice data (complemented by the world average for the $B^0 \rightarrow D^{*+} \ell \nu$ branching ratio) show a large persisting difference (3.5-5%) in the value of $|V_{cb}|$ extracted using the BGL and CLN parametrizations. As already observed in [14], it is possible that such a large difference is accidentally related to the only Belle data we could analyse for the $B \rightarrow D^* \ell \nu$ differential distributions, and that future global averages of Babar and Belle data will lead to a smaller difference between the CLN and BGL fits. However, our approach now includes HQET constraints with realistic uncertainties and improves on the CLN parametrization in several ways. Our final results for $|V_{cb}|$ are consistent with the inclusive determination but the error is significantly larger, about 3% instead of 1.5%.

We have also reconsidered the SM prediction of $R(D^*)$ in the light of the above results. Our analysis points to a higher central value and a significantly larger theoretical error than found in previous analyses [20, 39]. Our final result is reported in Eq. (30) and its uncertainty is dominated by the uncertainty in the normalization of the P_1 form factor, which will be certainly reduced by future lattice QCD calculations. Although we find that its significance is slightly reduced, this intriguing flavour anomaly remains a challenge for model builders.

Acknowledgements. We are grateful to Marcello Rotondo, Soumitra Nandi, Matthias Neubert, and Christoph Schwanda for useful discussions.

-
- [1] Y. Amhis *et al.*, (2016), arXiv:1612.07233 [hep-ex].
 - [2] J. A. Bailey *et al.* (MILC), Phys. Rev. **D92**, 034506 (2015), arXiv:1503.07237 [hep-lat].
 - [3] H. Na, C. M. Bouchard, G. P. Lepage, C. Monahan, and J. Shigemitsu (HPQCD), Phys. Rev. **D92**, 054510 (2015), [Erratum: Phys. Rev.D93,no.11,119906(2016)], arXiv:1505.03925 [hep-lat].
 - [4] R. Glattauer *et al.* (Belle), Phys. Rev. **D93**, 032006 (2016), arXiv:1510.03657 [hep-ex].
 - [5] D. Bigi and P. Gambino, Phys. Rev. **D94**, 094008 (2016), arXiv:1606.08030 [hep-ph].
 - [6] S. Aoki *et al.*, (2016), arXiv:1607.00299 [hep-lat].
 - [7] A. Alberti, P. Gambino, K. J. Healey, and S. Nandi, Phys. Rev. Lett. **114**, 061802 (2015), arXiv:1411.6560 [hep-ph].
 - [8] P. Gambino, K. J. Healey, and S. Turczyk, Phys. Lett. **B763**, 60 (2016), arXiv:1606.06174 [hep-ph].
 - [9] J. A. Bailey *et al.* (Fermilab Lattice, MILC), Phys. Rev. **D89**, 114504 (2014), arXiv:1403.0635 [hep-lat].
 - [10] J. Harrison, C. Davies, and M. Wingate, *Proceedings, 34th International Symposium on Lattice Field Theory (Lattice 2016): Southampton, UK, July 24-30, 2016*, PoS **LATTICE2016**, 287 (2017), arXiv:1612.06716 [hep-lat].
 - [11] I. Caprini, L. Lellouch, and M. Neubert, Nucl. Phys. **B530**, 153 (1998), arXiv:hep-ph/9712417 [hep-ph].
 - [12] A. Abdesselam *et al.* (Belle), (2017), arXiv:1702.01521 [hep-ex].
 - [13] C. G. Boyd, B. Grinstein, and R. F. Lebed, Phys. Rev. **D56**, 6895 (1997), arXiv:hep-ph/9705252 [hep-ph].
 - [14] D. Bigi, P. Gambino, and S. Schacht, Phys. Lett. **B769**, 441 (2017), arXiv:1703.06124 [hep-ph].
 - [15] B. Grinstein and A. Kobach, Phys. Lett. **B771**, 359 (2017), arXiv:1703.08170 [hep-ph].
 - [16] S. Jaiswal, S. Nandi, and S. K. Patra, (2017),

- arXiv:1707.09977 [hep-ph].
- [17] M. Neubert, Phys. Rept. **245**, 259 (1994), arXiv:hep-ph/9306320 [hep-ph].
 - [18] M. E. Luke, Phys. Lett. **B252**, 447 (1990).
 - [19] M. Neubert and V. Rieckert, Nucl. Phys. **B382**, 97 (1992).
 - [20] F. U. Bernlochner, Z. Ligeti, M. Papucci, and D. J. Robinson, Phys. Rev. **D95**, 115008 (2017), arXiv:1703.05330 [hep-ph].
 - [21] M. Neubert, Z. Ligeti, and Y. Nir, Phys. Lett. **B301**, 101 (1993), arXiv:hep-ph/9209271 [hep-ph].
 - [22] M. Neubert, Z. Ligeti, and Y. Nir, Phys. Rev. **D47**, 5060 (1993), arXiv:hep-ph/9212266 [hep-ph].
 - [23] Z. Ligeti, Y. Nir, and M. Neubert, Phys. Rev. **D49**, 1302 (1994), arXiv:hep-ph/9305304 [hep-ph].
 - [24] B. Grinstein and Z. Ligeti, Phys. Lett. **B526**, 345 (2002), [Erratum: Phys. Lett. **B601**, 236(2004)], arXiv:hep-ph/0111392 [hep-ph].
 - [25] N. Uraltsev, Phys. Lett. **B585**, 253 (2004), arXiv:hep-ph/0312001 [hep-ph].
 - [26] P. Gambino, T. Mannel, and N. Uraltsev, JHEP **10**, 169 (2012), arXiv:1206.2296 [hep-ph].
 - [27] C. Patrignani *et al.* (Particle Data Group), Chin. Phys. **C40**, 100001 (2016).
 - [28] R. J. Dowdall, C. T. H. Davies, T. C. Hammant, and R. R. Horgan, Phys. Rev. **D86**, 094510 (2012), arXiv:1207.5149 [hep-lat].
 - [29] B. Colquhoun, C. T. H. Davies, R. J. Dowdall, J. Kettle, J. Koponen, G. P. Lepage, and A. T. Lytle (HPQCD), Phys. Rev. **D91**, 114509 (2015), arXiv:1503.05762 [hep-lat].
 - [30] S. M. Ikhdaire, (2005), arXiv:hep-ph/0504107 [hep-ph].
 - [31] A. K. Rai and N. Devlani, *Proceedings, 15th International Conference on Hadron Spectroscopy (Hadron 2013): Nara, Japan, November 4-8, 2013*, PoS **Hadron2013**, 045 (2013).
 - [32] E. J. Eichten and C. Quigg, Phys. Rev. **D49**, 5845 (1994), arXiv:hep-ph/9402210 [hep-ph].
 - [33] S. Godfrey, Phys. Rev. **D70**, 054017 (2004), arXiv:hep-ph/0406228 [hep-ph].
 - [34] C. McNeile, C. T. H. Davies, E. Follana, K. Hornbostel, and G. P. Lepage, Phys. Rev. **D86**, 074503 (2012), arXiv:1207.0994 [hep-lat].
 - [35] J. Grigo, J. Hoff, P. Marquard, and M. Steinhauser, Nucl. Phys. **B864**, 580 (2012), arXiv:1206.3418 [hep-ph].
 - [36] S. Faller, A. Khodjamirian, C. Klein, and T. Mannel, Eur. Phys. J. **C60**, 603 (2009), arXiv:0809.0222 [hep-ph].
 - [37] F. U. Bernlochner, Z. Ligeti, M. Papucci, and D. J. Robinson, (2017), arXiv:1708.07134 [hep-ph].
 - [38] A. Vaquero for the FNAL/MILC Collaboration, talk at Lattice 2017, Granada, 19 June 2017.
 - [39] S. Fajfer, J. F. Kamenik, and I. Nisandzic, Phys. Rev. **D85**, 094025 (2012), arXiv:1203.2654 [hep-ph].
 - [40] M. Tanaka, Z. Phys. **C67**, 321 (1995), arXiv:hep-ph/9411405 [hep-ph].
 - [41] A. Celis, M. Jung, X.-Q. Li, and A. Pich, JHEP **01**, 054 (2013), arXiv:1210.8443 [hep-ph].
 - [42] M. Tanaka and R. Watanabe, Phys. Rev. **D87**, 034028 (2013), arXiv:1212.1878 [hep-ph].
 - [43] S. Hirose *et al.* (Belle), Phys. Rev. Lett. **118**, 211801 (2017), arXiv:1612.00529 [hep-ex].
 - [44] S. Hirose *et al.* (Belle), (2017), arXiv:1709.00129 [hep-ex].