

Sparse Identification and Estimation of Large-Scale Vector AutoRegressive Moving Averages

Ines Wilms^{a*}, Sumanta Basu^{b*}, Jacob Bien^{c†}, and David S. Matteson^b

^a *Department of Quantitative Economics, Maastricht University, Maastricht, The Netherlands*

^b *Department of Statistical Science, Cornell University, Ithaca, NY, USA*

^c *Data Sciences and Operations, University of Southern California, Los Angeles, CA, USA*

December 14, 2024

Abstract. The Vector AutoRegressive Moving Average (VARMA) model is fundamental to the theory of multivariate time series; however, in practice, identifiability issues have led many authors to abandon VARMA modeling in favor of the simpler Vector AutoRegressive (VAR) model. Such a practice is unfortunate since even very simple VARMA models can have quite complicated VAR representations.

We narrow this gap with a new optimization-based approach to VARMA identification that is built upon the principle of parsimony. Among all equivalent data-generating models, we seek the parameterization that is “simplest” in a certain sense. A user-specified strongly convex penalty is used to measure model simplicity, and that same penalty is then used to define an estimator that can be efficiently computed.

We show that our estimator converges to a parsimonious element in the set of all equivalent data-generating models, in a double asymptotic regime where the number of component time series is allowed to grow with sample size. Further, we derive non-asymptotic upper bounds on the estimation error of our method relative to our specially identified target.

Novel theoretical machinery includes non-asymptotic analysis of infinite-order VAR, elastic net estimation under a singular covariance structure of regressors, and new concentration inequalities for quadratic forms of random variables from Gaussian time series. We illustrate the competitive performance of our methods in simulation and several application domains, including macro-economic forecasting, demand forecasting, and volatility forecasting.

Keywords. Identifiability, Forecasting, High-dimensional Time Series, Multivariate Time Series, Sparse Estimation, VARMA

*Equal Contribution.

†Corresponding author. E-mail and URLs: jbien@usc.edu, <http://faculty.bscb.cornell.edu/~bien/> (J. Bien), i.wilms@maastrichtuniversity.nl, <https://sites.google.com/view/iwilms> (I. Wilms), sumbose@cornell.edu, <http://faculty.bscb.cornell.edu/~basu/> (S. Basu), matteson@cornell.edu, <http://www.stat.cornell.edu/~matteson/> (D.S. Matteson).

1 Introduction

Vector AutoRegressive Moving Average (VARMA) models enjoy many theoretical properties which make them fundamental tools for modeling multivariate time series. For instance, in macroeconomic theory, VARMA is of particular interest because of its close link with linearized dynamic stochastic general equilibrium (DSGE) models (Kascha, 2012; Fernández-Villaverde et al., 2007). In a VARMA $_d(p, q)$ model, a stationary d -dimensional vector time series y_t is modeled as a function of its own p past values and q lagged error terms. More precisely,

$$y_t = \sum_{\ell=1}^p \Phi_{\ell} y_{t-\ell} + \sum_{m=1}^q \Theta_m a_{t-m} + a_t, \quad (1)$$

where $\{\Phi_{\ell} \in \mathbb{R}^{d \times d}\}_{\ell=1}^p$ are autoregressive parameter matrices, $\{\Theta_m \in \mathbb{R}^{d \times d}\}_{m=1}^q$ are moving average parameter matrices, and a_t denotes a d -dimensional mean-zero white noise vector time series with $d \times d$ nonsingular contemporaneous covariance matrix Σ_a . We assume, without loss of generality, that all time series are mean-centered and thus no intercept is included.

VARMA models are, however, less used in practice due to identifiability concerns and computational challenges. As such, multivariate time series are primarily modeled using Vector AutoRegressive (VAR) models rather than VARMA models. A VAR is a special case of the VARMA in which the time series are only modeled as a function of their own p past values and no moving average coefficients are included. Applications of VARs are found in diverse fields such as biostatistics (e.g., Kirch et al. (2015)), finance (e.g., Tao et al. (2011)), economics (e.g., Matteson and Tsay (2011)), and marketing (e.g., Gelper et al. (2016)).

The dominant focus on VAR models has led to a well-developed and active research area on VAR estimation. Recently, a growing interest has arisen in developing regularized estimation procedures for VARs that address their overparameterization problem (i.e. the number of parameters grows quadratically with the number of time series) and that allow for a large number of time series to be included (e.g., Hsu et al. (2008); Davis et al. (2016); Gelper et al. (2016); Nicholson et al. (2017)). Theoretical properties of regularized estimators have been established in some recent works (Basu and Michailidis, 2015; Kock and Callot, 2015; Wu et al., 2016; Wong and Tewari, 2017; Melnyk and Banerjee, 2016; Basu et al., 2019). Many of these papers focus on adding an ℓ_1 -penalty (Tibshirani, 1996) to the objective function. As such, sparse parameter estimates are obtained, meaning that many autoregressive parameters are estimated as exactly zero.

Although VARs are more intensively investigated and used by practitioners, several reasons exist for preferring the more general class of VARMA. First and foremost, VARMA models allow for more parsimonious representations of the data generating process. A parsimonious finite VARMA parameterization of potentially infinite-order VARs gives important advantages in terms of improved estimation and prediction accuracy while also being more amenable to interpretation. A discussion on the improved estimation performance of VARMA over VAR can be found in Kascha (2012); Anthanasopoulos and Vahid (2008) provide empirical evidence of the improved prediction performance of VARMA over VAR. Further theoretical reasons

for VARMA over VAR models are discussed by Lütkepohl and Poskitt (1996).

Although there is robust supporting evidence for considering VARMA over VAR models, the VARMA model is not in general identifiable (Section 2.1), and an identification restriction is prerequisite to estimation of it. Most existing identification approaches (Section 2.2) have been described as either unable to be fully automated Athanasopoulos et al. (2012), or complicated to all except specialized experts Lütkepohl (2005); Athanasopoulos et al. (2012); Chan et al. (2016). Such identification challenges have inhibited more widespread use of VARMA among practitioners.

In econometrics, to impose identification restrictions prior to estimation, a set of economic theory-driven assumptions may be made that imply specific VARMA or VAR parameters are zero. For example, timing arguments regarding a sluggish response of some variables to certain shocks are commonly made (Stock and Watson, 2017) to zero model parameters in VARMA and structural VAR models. Such theories provide important guidance for small models, however, they fall short for large models, as the required restrictions become exceedingly complex and less credible (Faust, 1998). Furthermore, such assumptions or restrictions are not available or realistic in many application areas outside of macroeconomics.

The objective approach of imposing restrictions to ensure echelon form identification Hannan and Kavalieris (1984); Poskitt (1992) requires an initial estimation of Kronecker indices from data. In practice, this requires a computationally intensive search over the large space of Kronecker indices, and this is not amenable to theoretical analysis in a double-asymptotic regime, as suitable for large-scale VARMA (Chan et al., 2016). However, recent advances in high-dimensional statistics, i.e. modern regularization methods, provide both a computationally efficient and theoretically tractable alternative to search for identification restrictions while also encouraging parsimony of model parameters.

A few recent proposals—e.g., linear estimators (Dufour and Jouini, 2014), Bayesian estimators (Chan et al., 2016), iterative ordinary least squares estimators (Dias and Kapetanios, 2018)—have been made to overcome the numerical difficulties of estimating VARMA models. While Lewbel (2018) points towards the advantages of exploring potential linkages between methods used to establish identification and high-dimensional techniques, only few such contributions have been made thus far, e.g., Belloni et al. (2014) for structural and treatment effects.

In this paper, we draw on advances in the regularization literature to derive a data-driven framework for simultaneous VARMA identification and estimation. We address these challenges with the following three main contributions.

1. New identification strategy for VARMA models We propose a novel identification strategy built upon the principle of parsimony. Pre-existing identification strategies—such as the echelon form, final equations form (Lütkepohl (2005); Chapter 12), or scalar component methodology (Tiao and Tsay, 1989)—focus primarily on identifying a unique model and then subsequently discuss desirable properties such as the extent to which their parameterization is parsimonious.

By contrast, our identification strategy explicitly aligns the search for a unique model with the goal of parsimony. In our framework, the simplicity or complexity of a given VARMA model is measured via a strongly convex penalty function that can be chosen by the user. This same penalty function is then used as a regularizer to define a natural VARMA estimator corresponding to this identified target.

A particularly attractive feature of our optimization-based identification strategy is that the general approach naturally extends to settings beyond the VARMA—or even time series—context. Furthermore, it can also be easily generalized to incorporate pre-specified parameter restrictions by applying alternative penalties on specific model parameters. This is especially useful in applications where practitioners have knowledge about the dynamics of only some components of a large multivariate time series, but not the entire system.

2. Computationally efficient estimation of VARMA models Our estimator involves two phases. Unlike pre-existing two-stage approaches (e.g., Dufour and Jouini (2014)), we use the machinery of convex regularized regression to develop efficient procedures that can be applied in large-scale multivariate time series (even in high-dimensional settings in which the number of parameters is large relative to the time series length). This machinery allows for flexible modeling with easy-to-interpret fitted models, such as those having low lag order (Nicholson et al., 2018; Wilms et al., 2017b). We show in several simulation settings and forecast applications that this parsimonious VARMA model leads to important gains in forecast accuracy compared to a sparsely estimated VAR.

3. Non-asymptotic theory for sparse VARMA We provide a non-asymptotic theoretical analysis of our proposed sparse VARMA estimator. Our error bound analysis shows consistent estimation is possible in a double-asymptotic regime $d, T \rightarrow \infty$. To the best of our knowledge, consistency of VARMA estimators has been studied only in the low-dimensional, fixed d asymptotic regime (Kascha, 2012; Dufour and Jouini, 2005).

We present two main theoretical results on estimation error of VARMA in the double-asymptotic regime. First, we show that the Euclidean distance of our two-phase penalized estimator from the set of all equivalent data-generating models converges to zero in probability in an asymptotic regime $\log d/T \rightarrow 0$. This result is in the spirit of partial or set identification in econometrics (Manski, 2010; Tamer, 2010; Bontemps and Magnac, 2017), where—instead of a single parameter vector—one is interested in estimating a set of *observationally equivalent* parameter vectors, i.e. parameters that lead to the same joint density of the observed data. In addition, the sparsity inducing penalty used in our method ensures that our estimators are parsimonious in the sense of small ℓ_1 -norm. In contrast with existing approaches that define a preferably parsimonious identification target prior to estimation, our method can be viewed as an alternative data-driven way to construct a parsimonious, partially identified estimator of VARMA that is accurate in a high-dimensional regime. Our second result provides consistency of a point-identified parameter, in particular one with the smallest Frobenius norm among all possible data-generating AR-MA pairs whose ℓ_1 -norm is bounded above

by a pre-specified tuning parameter, in the asymptotic regime $d^3 \log d / \sqrt{T} \rightarrow 0$.

Through this theoretical development, several notable technical contributions result. We extend some recent work on ℓ_1 -penalized VAR(p) estimates in high dimensions for finite $p \geq 1$ (Basu and Michailidis, 2015; Han et al., 2015) to the case in which the underlying model is VAR(∞). This requires analyzing concentration behavior of the inner product of random vectors from two correlated stationary time series. To address the inherent non-identifiability of VARMA parameters, we develop a non-asymptotic analysis of a regression problem in which the population covariance matrix of the regressors is singular and in which commonly used restricted eigenvalue assumptions are not natural. To this end, we provide a novel, finite-sample analysis of the elastic net (Zou and Hastie, 2005). We expect these core technical results to be useful in analyzing other problems involving high-dimensional regression and multivariate time series as well.

The remainder of this paper is organized as follows. In Section 2, we introduce an optimization-based identification procedure for the VARMA model. The corresponding estimation methodology is discussed in Section 3. Theoretical results are investigated in Section 4. Simulations are presented in Section 5. Forecast applications are given in Section 6. Section 7 concludes. The supplementary file includes proofs and details on the computational algorithm.

Notation. We denote the sets of integers, real, and complex numbers by \mathbb{Z} , \mathbb{R} , and \mathbb{C} , respectively. We use $\|\cdot\|$ to denote the Euclidean norm of a vector and the operator norm of a matrix. We reserve $\|\cdot\|_0$, $\|\cdot\|_1$ and $\|\cdot\|_\infty$ to denote the number of nonzero elements, ℓ_1 and ℓ_∞ norms of a vector or the vectorized version of a matrix, respectively, and $\|\cdot\|_F$ to denote the Frobenius norm of a matrix. We use $\Lambda_{\max}(\cdot)$ and $\Lambda_{\min}(\cdot)$ to denote the maximum and minimum eigenvalues of a (symmetric or Hermitian) matrix. We use $|\cdot|$ to denote the absolute value of a real number or complex number. We use V^* to denote the conjugate transpose a complex matrix, vector or scalar V . For a matrix-valued, possibly infinite-order lag polynomial $\mathcal{A}(L) = \sum_{\ell \geq 0} A_\ell L^\ell$, we define $\|\mathcal{A}\| := \max_{\theta \in [-\pi, \pi]} \|\mathcal{A}(e^{i\theta})\|$, and use $\mathcal{A}_{[k]}(L)$ and $\mathcal{A}_{-[k]}(L)$ to denote the truncated version $\sum_{\ell=0}^k A_\ell L^\ell$ and the tail series $\sum_{\ell > k} A_\ell L^\ell$, respectively. We also use $\|\mathcal{A}\|_{2,1}$ to denote the sum of the operator norms of its coefficients, $\sum_{\ell \geq 0} \|A_\ell\|$. More generally, for any complex matrix-valued function f of frequencies from $[-\pi, \pi]$ to $\mathbb{C}^{p \times p}$, we define $\|f\| := \max_{\theta \in [-\pi, \pi]} \|f(\theta)\|$. In our theoretical analyses, we use c_i , $i = 0, 1, 2, \dots$, to denote universal positive constants whose values do not rely on the model dimensions and parameters. For two model dependent positive quantities A and B , we also use $A \gtrsim B$ to mean that for any universal constant $c > 0$, we have $A \geq cB$ for sufficiently large sample size. Finally, $A \asymp B$ means $A \gtrsim B$ and $A \lesssim B$.

2 Identification of the VARMA

We start, in Sections 2.1 and 2.2, by revisiting the identification problem for the VARMA and existing identification strategies. Then in Sections 2.3 and 2.4, we introduce a novel optimization-based, parsimonious identification strategy for VARMA models. A distinguishing feature of our identification strategy is that it explicitly aligns the goal of identification with the goal of model parsimony. We will see in the next section

that our identified target is naturally tied to our estimation strategy through the use of convex regularizers. We give special attention to parsimony in the form of sparsity in the autoregressive and moving average lag matrices (as induced by an ℓ_1 -norm) and in the form of having low lag order (as induced by a “hierarchical lag” penalty, Nicholson et al. (2018)).

2.1 Identification problem

Consider the VARMA $_d(p, q)$ of equation (1) with fixed autoregressive order p and moving average order q . The model can be written in compact lag operator notation as

$$\Phi(L)y_t = \Theta(L)a_t,$$

where the AR and MA operators are respectively given by

$$\Phi(L) = I - \Phi_1 L - \Phi_2 L^2 - \dots - \Phi_p L^p \quad \text{and} \quad \Theta(L) = I + \Theta_1 L + \Theta_2 L^2 + \dots + \Theta_q L^q,$$

with the lag operator L^ℓ defined as $L^\ell y_t = y_{t-\ell}$. We assume the model to be stable and invertible (e.g., Brockwell and Davis (1991), Chapter 11), meaning respectively that $\det\{\Phi(z)\} \neq 0$ and $\det\{\Theta(z)\} \neq 0$ for all $|z| \leq 1$ ($z \in \mathbb{C}$). The process $\{y_t\}$ then has an infinite-order VAR representation

$$\Pi(L)y_t = a_t,$$

where

$$\Pi(L) = \Theta^{-1}(L)\Phi(L) = I - \Pi_1 L - \Pi_2 L^2 - \dots,$$

with $\det\{\Pi(z)\} \neq 0$ for all $|z| \leq 1$. The Π -matrices can be computed recursively from the autoregressive matrices Φ and moving average matrices Θ (e.g., Brockwell and Davis (1991), Chapter 11). The VARMA is uniquely defined in terms of the operator $\Pi(L)$, but not in terms of the AR and MA operators $\Phi(L)$ and $\Theta(L)$, in general. That is, for a given $\Pi(L)$, p , and q , one can define an equivalence class of AR and MA matrix pairs,

$$\mathcal{E}_{p,q}(\Pi(L)) = \{(\Phi, \Theta) : \Phi(L) = \Theta(L)\Pi(L)\},$$

where $\Phi = [\Phi_1 \dots \Phi_p]$ and $\Theta = [\Theta_1 \dots \Theta_q]$. This class can, in general, consist of more than one such pair, meaning that identification restrictions on the AR and MA matrices are needed. Note that an alternate characterization of the equivalence class $\mathcal{E}_{p,q}(\Pi(L))$ can be made in terms of a Yule-Walker type equation.

Proposition 2.1 (Yule-Walker type equations for VARMA). *Consider a Gaussian white noise process $\{a_t\}_{t \in \mathbb{Z}}$, $a_t \stackrel{i.i.d.}{\sim} N(0, \Sigma_a)$. For a stable, invertible linear filter $\Pi(L)$ that allows a VARMA $_d(p, q)$ representation $\Pi(L) = \Theta^{-1}(L)\Phi(L)$, consider the process $y_t = \Pi^{-1}(L)a_t$ and define*

$z_t = [y_{t-1}^\top : \dots : y_{t-p}^\top : a_{t-1}^\top : \dots : a_{t-q}^\top]^\top$. Then, $(\Phi, \Theta) \in \mathcal{E}_{p,q}(\Pi(L))$ if and only if $\beta_{d(p+q) \times d} := [\Phi_1 : \dots : \Phi_p : \Theta_1 : \dots : \Theta_q]^\top$

is a solution to the system of equations $\rho_{zy} = \Sigma_z \beta$, where $\rho_{zy} = \mathbb{E}[z_t y_t^\top]$ and $\Sigma_z = \mathbb{E}[z_t z_t^\top]$. That is,

$$\mathcal{E}_{p,q}(\Pi(L)) = \{(\Phi, \Theta) : \rho_{zy} = \Sigma_z \beta\}. \quad (2)$$

A proof of this proposition is provided in Appendix A.1. Note that both ρ_{zy} and Σ_z can be expressed as functions of Π and Σ_a alone (i.e. they do not depend on Θ and Φ), and hence are uniquely defined for the underlying Gaussian process y_t . A consequence of this proposition is that our identification targets can be defined by optimizing over the solution set of this Yule-Walker type equation. This will allow us to connect our identification strategy to our estimation methodology in our theoretical analysis. Before introducing the new identification strategy, we first briefly discuss three predominant identification strategies for VARMA models.

2.2 Existing identification procedures

Typically, the echelon form (developed in Hannan and Kavalieris (1984), Poskitt (1992)), scalar-component methodology (introduced by Tiao and Tsay (1989) and further developed in Athanasopoulos and Vahid (2008)), or the final equations form (Zellner and Palm (1974), Hannan (1976), Wallis (1977), Lütkepohl (2005)) are used to specify a set of conditions that ensure uniqueness of the VARMA representation in terms of the AR and MA matrices.

The *echelon form methodology* expresses the VARMA in canonical echelon form through the estimation of Kronecker indices. Recent advances (e.g., Poskitt (2016)) involve new techniques to determine the Kronecker invariants. It is a popularly adopted VARMA identification strategy mainly thanks to its parsimony and practicality in implementation since it can be fully automated. Nevertheless, its reputation as a “very complicated procedure” Athanasopoulos et al. (2012) has kept practitioners from using VARMA, as these disadvantages stand in sharp contrast with the relative ease and accessibility of VARs.

The *scalar-component methodology* identifies scalar component models (SCM) embedded in the VARMA using canonical correlation analysis-based tests, and subsequently develops a fully identified structural form through a series of logical deductions and additional tests. While it has some flexibility merits vis-a-vis the echelon form, SCM is difficult to automate as it still requires judgment and intervention from the user at various steps (Athanasopoulos et al., 2012).

The *final equations form methodology* expresses the VARMA in final equations form under which the AR operator is the identity times a scalar polynomial in L . Despite the echelon form’s complexity vis-a-vis the final equations form, the former is usually preferred in practice as it often involves fewer free parameters which, in turn, eases the numerical problems in estimation (Lütkepohl, 2005). Inspired by the simplicity of the final equations form, Dufour and Pelletier (2014) introduce new VARMA identification schemes that overcome the final equations form’s disadvantage of typically providing identification restrictions that are far away from VAR structures. These newly proposed schemes can be interpreted as simple extensions of

VARs, and are likely to appeal to practitioners given their preference for VARs.

While these identification schemes each have their merits, we propose a new optimization-based identification procedure that is, to our knowledge, the first to fully align identification with estimation.

2.3 Optimization-based identification

In this paper, we rely on strongly convex optimization to establish identification for VARMA models. Among all feasible AR and MA matrix pairs, we look for the one that gives the most parsimonious representation of the VARMA. Specifically, we measure parsimony through a pair of convex regularizers, $\mathcal{P}_{\text{AR}}(\Phi)$ and $\mathcal{P}_{\text{MA}}(\Theta)$. Our identification results apply equally well to any convex function: One can consider, amongst others, the ℓ_1 -norm, the ℓ_2 -norm, the nuclear norm, and combinations thereof. Our methodology also allows for a different choice of convex function for the AR and MA matrices if prior knowledge would allow a more informed modeling approach. This might be particularly useful in economics, for instance, where one is mainly interested in a parsimonious AR structure for interpretability, but can allow for a non-sparse MA polynomial to increase forecast accuracy.

We now define the *regularized* equivalence class of VARMA representations as

$$\mathcal{RE}_{p,q}(\Pi(L)) = \underset{\Phi, \Theta}{\operatorname{argmin}} \{ \mathcal{P}_{\text{AR}}(\Phi) + \mathcal{P}_{\text{MA}}(\Theta) \text{ s.t. } \Phi(L) = \Theta(L)\Pi(L) \}. \quad (3)$$

This regularized equivalence class is a subclass of the equivalence class $\mathcal{E}_{p,q}(\Pi(L))$, containing the regularized VARMA representations. If the objective function in (3) is strongly convex, then the regularized equivalence class consists of one unique AR and MA matrix pair, in which case identification is established. However, for the ℓ_1 -norm, for instance, the objective function is convex but not strongly convex. Hence, to ensure identification for this case, we add two extra terms to the objective function and consider

$$(\Phi^{(\alpha)}, \Theta^{(\alpha)}) = \underset{\Phi, \Theta}{\operatorname{argmin}} \{ \mathcal{P}_{\text{AR}}(\Phi) + \mathcal{P}_{\text{MA}}(\Theta) + \frac{\alpha}{2} \|\Phi\|_F^2 + \frac{\alpha}{2} \|\Theta\|_F^2 \text{ s.t. } \Phi(L) = \Theta(L)\Pi(L) \}. \quad (4)$$

The optimization problem in (4) is strongly convex and thus has a unique solution pair $(\Phi^{(\alpha)}, \Theta^{(\alpha)})$ for each value of $\alpha > 0$.

We are now ready to define our optimization-based identified VARMA representation. For any stable, invertible VARMA process, its unique regularized representation in terms of the autoregressive and moving average matrices is defined as

$$(\Phi^{(0)}, \Theta^{(0)}) = \lim_{\alpha \rightarrow 0^+} (\Phi^{(\alpha)}, \Theta^{(\alpha)}). \quad (5)$$

The following theorem, proved in Appendix A.2, establishes that $(\Phi^{(0)}, \Theta^{(0)})$ is in the regularized equivalence class $\mathcal{RE}_{p,q}(\Pi(L))$ and furthermore is the *unique* pair of autoregressive and moving average matrices in this

set having smallest Frobenius norm. This result is similar to a result in the regression context, which states that the LARS-lasso solution has the minimum ℓ_2 -norm over all lasso solutions (Tibshirani, 2012).

Theorem 1. *The limit in (5) exists and is the unique pair in the set $\mathcal{RE}_{p,q}(\Pi(L))$ whose Frobenius norm squared is smallest:*

$$(\Phi^{(0)}, \Theta^{(0)}) = \underset{\Phi, \Theta}{\operatorname{argmin}} \{ \|\Phi\|_F^2 + \|\Theta\|_F^2 \text{ s.t. } (\Phi, \Theta) \in \mathcal{RE}_{p,q}(\Pi(L)) \}.$$

2.4 Sparse identification

While our identification results apply equally well to any convex function, we give special attention to sparsity-inducing convex regularizers. In this case, the regularized equivalence class in (3) is a sparse equivalence class, meaning that, in general, we would expect many of the elements of the AR and/or MA matrices to be exactly equal to zero.

To guarantee the sparsest VARMA representation, one might consider taking

$$\mathcal{P}_{\text{AR}}(\Phi) = \|\Phi\|_0 \text{ and } \mathcal{P}_{\text{MA}}(\Theta) = \|\Theta\|_0.$$

However, since the ℓ_0 -penalty is non-convex, a unique solution cannot be guaranteed. In particular, one can construct examples in which there exist multiple equivalent, sparsest VARMA representations, see Tsay (2014) (Section 4.5.2). Strong convexity in (4) is key to guaranteeing uniqueness of $(\Phi^{(\alpha)}, \Theta^{(\alpha)})$. For sparsity, we may therefore use the ℓ_1 -norm as a sparsity-inducing convex heuristic:

$$\mathcal{P}_{\text{AR}}(\Phi) = \|\Phi\|_1 \text{ and } \mathcal{P}_{\text{MA}}(\Theta) = \|\Theta\|_1.$$

We illustrate sparse identification with a small toy example: The left panel of Figure 1 shows a VARMA $_{d=8}(1,1)$ model with (Φ, Θ) having 80 nonzero entries. However, this same VARMA model can be alternatively expressed in terms of a (Φ, Θ) having only 32 nonzero entries (middle panel). When choosing the ℓ_1 -norm as the convex regularizer, our optimization-based identification strategy would favor the sparser VARMA representation over the denser one since the former has a smaller ℓ_1 -norm. The right panel of Figure 1—which gives our proposed VARMA estimates—will be discussed in Section 3.3.

While our theory will focus on the ℓ_1 -norm, in the empirical sections we investigate a time-series specific alternative penalty, called the hierarchical lag (hereafter “HLag”) penalty (Nicholson et al., 2018):

$$\mathcal{P}_{\text{AR}}(\Phi) = \sum_{i=1}^d \sum_{j=1}^d \sum_{\ell=1}^p \|\Phi_{(\ell;p),ij}\|, \text{ and } \mathcal{P}_{\text{MA}}(\Theta) = \sum_{i=1}^d \sum_{j=1}^d \sum_{m=1}^q \|\Theta_{(m;q),ij}\|,$$

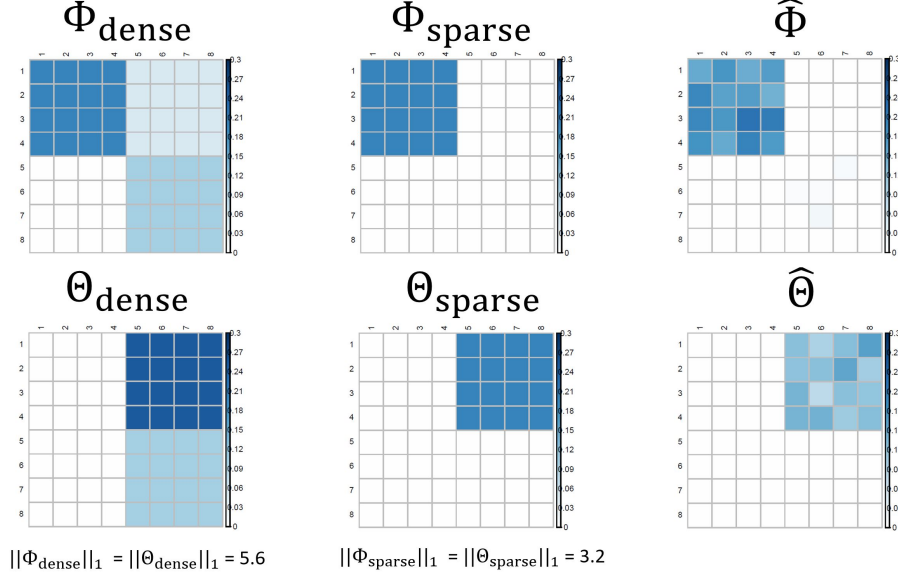


Figure 1: True AR and MA matrices from a dense VARMA (left) with $\Phi_{\text{dense}} = \begin{bmatrix} 0.2 & 0.05 \\ 0 & 0.1 \end{bmatrix}$, and $\Theta_{\text{dense}} = -\begin{bmatrix} 0 & 0.25 \\ 0 & 0.1 \end{bmatrix}$, an equivalent sparse VARMA (middle) with $\Phi_{\text{sparse}} = \begin{bmatrix} 0.2 & 0 \\ 0 & 0 \end{bmatrix}$, and $\Theta_{\text{sparse}} = -\begin{bmatrix} 0 & 0.2 \\ 0 & 0 \end{bmatrix}$, and the estimates obtained with our sparse VARMA estimation procedure (right) for a VARMA₈(1, 1) model and time series length $T = 1000$. Darker shading of cells indicate parameters that are larger in magnitude.

with $\Phi_{(\ell:p),ij} = [\Phi_{\ell,ij} \dots \Phi_{p,ij}] \in \mathbb{R}^{(p-\ell+1)}$ and $\Theta_{(m:q),ij} = [\Theta_{m,ij} \dots \Theta_{q,ij}] \in \mathbb{R}^{(q-m+1)}$. This penalty involves a lag-based hierarchical group lasso penalty (e.g., Zhao et al. (2009); Yan et al. (2017)) on the autoregressive (or moving average) parameters. This penalty allows for automatic lag selection by forcing lower lags of a time series in one of the equations of the VARMA to be selected before its higher order lags. It thus gives a structured form of sparsity that is particularly simple to interpret: Each time series has its own lag structure in each equation of the VARMA.

Our sparse identification procedure combines the following important advantages. (i) *Goals of identification and model parsimony aligned.* The search for a unique model is explicitly aligned with the goal of parsimony in the form of sparsity. Sparsity is measured via a sparsity-inducing strongly convex penalty function which directs the search for a unique model towards models containing fewer free parameters, as they are typically easier to interpret. (ii) *Identification tied to estimation.* Our proposed sparse VARMA estimator, to be discussed in Section 3, is naturally tied to our sparsely identified target via the machinery of sparsity-inducing convex regularizers. This, in turn, allows for computationally efficient estimation of large-scale VARMA models. Furthermore, sparsely estimated models often tend to forecast more accurately than overparametrized models, which is a highly desired feature especially when working with high-dimensional data. These advantages combined could potentially play an important role in stimulating the increased use of VARMA (vis-a-vis VAR) among practitioners since, as pointed out by Cooley and Dwyer (1998), “while VARMA models involve additional estimation and identification issues, these complications do not justify

systematically ignoring these moving average components.”

3 Sparse estimation of the VARMA

We estimate and determine the degree of parsimony of VARMA parameters in an optimization-based, data-driven way by the use of convex regularizers. Since the $\text{VARMA}_d(p, q)$ of equation (1) cannot be directly estimated as it contains the unobservable (latent) lagged errors a_{t-1}, \dots, a_{t-q} , we proceed in two phases, in the spirit of Spliid (1983); Dufour and Jouini (2014), and references therein. In Phase I, we approximate these unobservable errors. In Phase II, we estimate the VARMA with the approximated lagged errors instead of the unobservable lagged errors.

Phase I: Approximating the unobservable errors The VARMA of equation (1) has a pure $\text{VAR}(\infty)$ representation if the VARMA process is invertible (e.g., Brockwell and Davis (1991), Chapter 11). We therefore propose to approximate the error terms a_t by the residuals of a $\text{VAR}(\tilde{p})$ given by

$$y_t = \sum_{\tau=1}^{\tilde{p}} \Pi_{\tau} y_{t-\tau} + \varepsilon_t, \quad (6)$$

for $(\tilde{p} + 1) \leq t \leq T$, with \tilde{p} a finite number, $\{\Pi_{\tau} \in \mathbb{R}^{d \times d}\}_{\tau=1}^{\tilde{p}}$ the autoregressive parameter matrices, and ε_t a mean-zero vector time series with $d \times d$ nonsingular contemporaneous covariance matrix Σ_{ε} . Denote coefficient estimates as $\hat{\Pi}_{\tau}$ and residuals by $\hat{\varepsilon}_t = y_t - \sum_{\tau=1}^{\tilde{p}} \hat{\Pi}_{\tau} y_{t-\tau}$.

Estimating the $\text{VAR}(\tilde{p})$ of equation (6) is challenging since \tilde{p} needs to be sufficiently large such that the residuals $\hat{\varepsilon}_t$ accurately approximate the errors a_t . Since, a large number of parameters ($\tilde{p}d^2$), relative to the time series length T , needs to be estimated, we use regularized estimation. We propose the corresponding Phase-I estimator in Section 3.1.

Phase II: Estimating the VARMA In Phase II, we use the approximated lagged errors $\hat{\varepsilon}_{t-1}, \dots, \hat{\varepsilon}_{t-q}$ instead of the true errors a_{t-1}, \dots, a_{t-q} in equation (1). The resulting model

$$y_t = \sum_{\ell=1}^p \Phi_{\ell} y_{t-\ell} + \sum_{m=1}^q \Theta_m \hat{\varepsilon}_{t-m} + u_t, \quad (7)$$

is a lagged regression of y_t on $y_{t-1}, \dots, y_{t-p}, \hat{\varepsilon}_{t-1}, \dots, \hat{\varepsilon}_{t-q}$, and with u_t a mean-zero vector time series with $d \times d$ nonsingular contemporaneous covariance matrix Σ_u . To deal with the overparameterization problem and to establish identification simultaneously with estimation, we use regularized estimation. Details on the proposed Phase-II estimator are given in Section 3.2.

3.1 Phase-I estimator

For ease of notation, we first rewrite model (6) in compact matrix notation

$$Y = \Pi Z + E,$$

where $Y = [y_{\bar{p}+1} \dots y_T] \in \mathbb{R}^{d \times (T-\bar{p})}$, $Z = [z_{\bar{p}+1} \dots z_T] \in \mathbb{R}^{d\bar{p} \times (T-\bar{p})}$, with $z_t = [y_{t-1}^\top \dots y_{t-\bar{p}}^\top]^\top \in \mathbb{R}^{(d\bar{p} \times 1)}$, $E = [\varepsilon_{\bar{p}+1} \dots \varepsilon_T] \in \mathbb{R}^{d \times (T-\bar{p})}$, and $\Pi = [\Pi_1 \dots \Pi_{\bar{p}}] \in \mathbb{R}^{d \times d\bar{p}}$. To obtain $\hat{\varepsilon}_t$, we use a regularized VAR estimator. The autoregressive estimates $\hat{\Pi}$ are obtained as

$$\hat{\Pi} = \underset{\Pi}{\operatorname{argmin}} \left\{ \frac{1}{2} \|Y - \Pi Z\|_F^2 + \lambda_\Pi \mathcal{P}(\Pi) \right\}, \quad (8)$$

where we use the squared Frobenius norm as a loss function and $\mathcal{P}(\Pi)$ is any convex regularizer. In our simulations and applications, we focus on sparsity-inducing regularizers (namely the ℓ_1 -norm or the HLAG penalty) since—apart from forecasting—we also inspect the lagged dynamics between the component time series, which we can more easily interpret via sparsity-inducing penalties. The regularization parameter $\lambda_\Pi > 0$ then regulates the degree of sparsity in $\hat{\Pi}$: the larger λ_Π , the sparser $\hat{\Pi}$.

The optimization problem in equation (8) can be efficiently solved using Algorithm 1 in Nicholson et al. (2018).

3.2 Phase-II estimator

For ease of notation, we rewrite the lagged regression model (7) in compact matrix notation

$$Y = \Phi Z + \Theta X + U,$$

where $Y = [y_{\bar{o}+1} \dots y_T] \in \mathbb{R}^{d \times (T-\bar{o})}$, $Z = [z_{\bar{o}+1} \dots z_T] \in \mathbb{R}^{dp \times (T-\bar{o})}$, with $z_t = [y_{t-1}^\top \dots y_{t-p}^\top]^\top \in \mathbb{R}^{(dp \times 1)}$, $X = [x_{\bar{o}+1} \dots x_T] \in \mathbb{R}^{dq \times (T-\bar{o})}$ with $x_t = [\hat{\varepsilon}_{t-1}^\top \dots \hat{\varepsilon}_{t-q}^\top]^\top \in \mathbb{R}^{(dq \times 1)}$, with $\bar{o} = \max(p, q)$, $U = [u_{\bar{o}+1} \dots u_T] \in \mathbb{R}^{d \times (T-\bar{o})}$, $\Phi = [\Phi_1 \dots \Phi_p] \in \mathbb{R}^{d \times dp}$, and $\Theta = [\Theta_1 \dots \Theta_q] \in \mathbb{R}^{d \times dq}$. Our Phase-II estimator is similar to the Phase-I estimator from Section 3.1. We use a regularized estimator with convex penalty on both the autoregressive parameters Φ and moving average parameters Θ :

$$(\hat{\Phi}^{(\alpha)}, \hat{\Theta}^{(\alpha)}) = \underset{\Phi, \Theta}{\operatorname{argmin}} \left\{ \frac{1}{2} \|Y - \Phi Z - \Theta X\|_F^2 + \lambda_\Phi \mathcal{P}_{\text{AR}}(\Phi) + \lambda_\Theta \mathcal{P}_{\text{MA}}(\Theta) + \frac{\alpha}{2} \cdot \lambda_\Phi \|\Phi\|_F^2 + \frac{\alpha}{2} \cdot \lambda_\Theta \|\Theta\|_F^2 \right\}. \quad (9)$$

where $\lambda_\Phi, \lambda_\Theta > 0$ are two regularization parameters. By adding the regularizers $\mathcal{P}_{\text{AR}}(\Phi)$ and $\mathcal{P}_{\text{MA}}(\Theta)$ to the objective function, estimation of large-scale VARMA models is feasible. The addition of the squared Frobenius norms makes the problem strongly convex, ensuring a unique solution in the same way as was

done in the identification scheme (4). The Phase-II optimization problem in (9) can be solved in parallel via the proximal gradient algorithm in Appendix E.

We will sometimes refer to this as an “elastic net” problem, although, unlike λ_Φ and λ_Θ , the parameter α is not treated as a statistical tuning parameter; rather, we think of it as a small positive value simply used to ensure uniqueness. In fact, the solution to our proximal gradient algorithm for $\alpha = 0$ is numerically equivalent to the solutions for small values of α and thus in practice we take $\alpha = 0$, as we have done in our simulations and applications. An implementation of our method is available in the R package `bigtime` (Wilms et al., 2017a). Further practical implementation details of our method are provided in Appendix E.

3.3 Link between identification and estimation stages

To illustrate the link between our identification and estimation stages, consider a simulation experiment based on the data generating process (DGP) given in Section 2.4. We take $\Sigma_a = I_d$ and generate time series of length $T = 1000$ (and 200 observations as burn-in) from the *dense* VARMA from Figure 1, left panel. We then use our sparse VARMA procedure with ℓ_1 -norm as convex regularizer and take $p = q = 1$ to obtain the AR and MA parameter estimates. These estimates are visualized in the right column of Figure 1, for an illustrative simulation run. The results are very stable from one simulation run to another. Although we generate the time series from the dense DGP, our VARMA procedure encourages estimation and identification of sparser models and thus returns, as expected, estimates close to the sparse DGP.

4 Theoretical properties

We present a non-asymptotic error bound analysis of Phase I (with lasso penalty) and Phase II (with elastic net penalty) estimators. Our analysis leads to a partial identification type result—the two-phase VARMA estimator converges to some AR-MA pair in $\mathcal{E}_{p,q}(\Pi(L))$ under some regularity conditions, as long as $\log d/T \rightarrow 0$, the orders p, q are $o(T)$, and our identified VARMA parameters are approximately sparse in the sense of low ℓ_1 -norm. In addition, we show that the estimators, with a decreasing sequence of $\alpha_n \rightarrow 0$, converge to our desired identification target $(\Phi^{(0)}, \Theta^{(0)})$ in a regime $d^3 \log d / \sqrt{T} \rightarrow 0$ under similar approximate sparsity of the identification target.

Such non-asymptotic analysis of both phases poses considerable challenges over standard penalized regression analysis due to the following reasons. (i) In each phase, the random design matrix is correlated with the error, leading to bias in our estimates. Developing finite-sample error bounds requires understanding how this bias depends on the model parameters. (ii) The time series predictors in the Phase-II regression depend on the derived process z_t , introduced in Proposition 2.1, which consists of lags of the observed time series (y_t) , and the output of a linear filter applied on it (a_t) . Studying finite-sample concentration of the resulting sample Gram matrix is challenging due to its complex dependence structure. (iii) The population covariance matrix of predictors in the Phase-II regression can potentially be singular due to the inherent

non-identifiability of the VARMA process, and the implication of a standard restricted eigenvalue assumption in the context of VARMA is not well-understood. (iv) The use of residuals $\hat{\varepsilon}_t$ in Phase II instead of the pure time series a_t and ε_t further complicates our finite-sample analysis.

To maintain analytical tractability when tackling the above challenges, we consider two modifications in our Phase-II analysis. First, we use $\hat{y}_t := y_t - \hat{\varepsilon}_t$, the fitted values from Phase I, instead of y_t , as response in Phase II. The analysis can be modified in a straightforward fashion to use y_t as a response in Phase II, although the resulting upper bounds become larger. Second, we analyze a constrained version of the penalized Phase-II estimator with an additional side constraint on the ℓ_1 norm of the regression coefficient. Equivalence of the constrained and penalized versions follows from duality of the convex programs. The additional side constraint on the regression coefficient is easy to implement in practice (see the discussion after Proposition 4.3), and has been used for technical convenience in earlier literature on high-dimensional statistics (Loh and Wainwright, 2012).

We start by presenting in Section 4.1 three key technical results we developed to address challenges (i) - (iii). These are proved in Appendix B. Coupled with these results, supplementary lemmas B.7 and B.8 were used to tackle (iv). In Sections 4.2 and 4.3, we then use these results to derive finite-sample upper bounds on the Phase-I and Phase-II estimators.

4.1 Key Technical Ingredients

We adopt the spectral density based measures of dependence introduced in Basu and Michailidis (2015) to conduct our non-asymptotic analysis. For a d -dimensional centered stationary Gaussian time series $\{x_t\}_{t \in \mathbb{Z}}$ with autocovariance function $\Gamma_x(h) = \text{Cov}(x_t, x_{t+h}) = \mathbb{E}[x_t x_{t+h}^\top]$, $h \in \mathbb{Z}$, we assume the spectral density function $f_x(\theta) := \frac{1}{2\pi} \sum_{\ell=-\infty}^{\infty} \Gamma_x(\ell) e^{-i\ell\theta}$, $\theta \in [-\pi, \pi]$, exists, is non-singular a.e. on $[-\pi, \pi]$, and $\|f_x\| < \infty$. The quantity $\|f_x\|$, defined at the end of Section 1, is taken as a measure of temporal and cross-sectional dependence in the time series $\{x_t\}$. We say that the time series x_t is *stable* if $\|f_x\| < \infty$. More generally, for any pair of d -dimensional centered, stable time series $\{x_t\}$ and $\{y_t\}$, the cross-spectral density is defined as $f_{x,y}(\theta) = \frac{1}{2\pi} \sum_{\ell=-\infty}^{\infty} \Gamma_{x,y}(\ell) e^{-i\ell\theta}$, where $\Gamma_{x,y}(h) = \text{Cov}(x_t, y_{t+h})$, for $h \in \mathbb{Z}$. If the joint process $w_t = [x_t^\top, y_t^\top]^\top$ is stable, i.e. it satisfies $\|f_w\| < \infty$, it follows that $\|f_{x,y}\|^2 \leq \|f_x\| \|f_y\|$.

For a stable, invertible VARMA process y_t in (1) with $\Lambda_{\min}(\Sigma_a) > 0$, it is known that f_y is non-singular on $[-\pi, \pi]$ and there exist two model dependent quantities $\bar{C} > 0$ and $\bar{\rho} \in [0, 1)$ such that $\|\Pi_\tau\| \leq \bar{C} \bar{\rho}^\tau$, for all integers $\tau \geq 1$.

Our first technical ingredient provides a deviation bound (in element-wise maximum norm) for the product of two random matrices, whose rows consist of consecutive observations from two time series that are outputs of a linear filter applied on the same stationary Gaussian time series. In the analysis of both Phase I and Phase II, we use this result to control upper bounds on inner products of columns of the design matrix and the error matrix. This proposition generalizes a similar concentration bound in Basu and Michailidis (2015) for uncorrelated time series.

Proposition 4.1. *Let $\{y_t\}_{t \in \mathbb{Z}}$ be a d -dimensional stable, Gaussian, centered time series with spectral density f_y . Consider two time series $X_t = \mathcal{A}(L)y_t$ and $Y_t = \mathcal{B}(L)y_t$, whose $d \times d$ matrix-valued lag polynomials $\mathcal{A}(L)$ and $\mathcal{B}(L)$ satisfy $\|\mathcal{A}\|_{2,1} < \infty$, $\|\mathcal{B}\|_{2,1} < \infty$. Let $\mathcal{X} = [X_T : X_{T-1} : \dots : X_1]^\top$ and $\mathcal{Y} = [Y_T : Y_{T-1} : \dots : Y_1]^\top$ be two data matrices, each containing in its rows T consecutive observations from the time series $\{X_t\}$ and $\{Y_t\}$, respectively. Then there exists a universal constant $c > 0$ such that for any $\eta > 0$ and any $u, v \in \mathbb{S}^{d-1}$, we have*

$$\mathbb{P} \left[|u^\top (\mathcal{X}^\top \mathcal{Y} / T - \Gamma_{X,Y}(0)) v| > 6\pi \|f_y\| \max \left\{ \|\mathcal{A}\|^2, \|\mathcal{B}\|^2 \right\} \eta \right] \quad (10)$$

is at most $6 \exp[-cT \min\{\eta, \eta^2\}]$.

In addition, if $T \gtrsim \log d$, then for any $A > 0$, the following upper bound holds with probability at least $1 - 6 \exp[-2(cA^2 - 1) \log d]$:

$$\|\mathcal{X}^\top \mathcal{Y} / T\|_\infty \leq 2\pi \|f_y\| \left[3A \max \left\{ \|\mathcal{A}\|^2, \|\mathcal{B}\|^2 \right\} \sqrt{2 \log d / T} + \|\mathcal{A}\| \|\mathcal{B}\|_{2,1} \right].$$

Remark. The two terms in the above bound can be viewed as the variance and bias terms. The first term provides a bound on the deviation of $\mathcal{X}^\top \mathcal{Y} / T$ around its expectation in element-wise maximum norm. This bound scales with the dimension d at a rate $\sqrt{\log d / T}$ similar to the case of i.i.d. random variables. In addition, the terms $\|f_y\|$, $\|\mathcal{A}\|$ and $\|\mathcal{B}\|$ capture the effect of temporal dependence on the convergence rates. The second term provides a bound on the bias, i.e. the population covariance between the time series X_t and Y_t . This Hölder-type bound involves the operator norms of the spectral density of y_t (across frequencies), and the linear filters $\mathcal{A}(L)$ and $\mathcal{B}(L)$ applied on y_t . The bound on bias can be potentially improved using additional structures of the linear filters (see remark after proof of this proposition in Appendix).

Our second key technical ingredient will be used to provide an upper bound on the operator norm of the spectral density of a time series of the form z_t in Proposition 2.1 in terms of the spectral density of y_t and the linear filter used to generate a_t from y_t . We use this to provide a finite-sample upper bound on the deviation of the sample Gram matrix in the Phase-II regression from its population analogue.

Proposition 4.2. *Consider a d -dimensional centered stable process $\{y_t\}$, and a $d \times d$ matrix-valued lag polynomial $\mathcal{C}(L)$ with finite $\|\mathcal{C}\|_{2,1}$. Then the spectral density of the $d(p+q)$ -dimensional derived process*

$$z_t = [y_{t-1}^\top, y_{t-2}^\top, \dots, y_{t-p}^\top, \mathcal{C}(L)y_{t-1}^\top, \dots, \mathcal{C}(L)y_{t-q}^\top]^\top$$

satisfies $\|f_z\| \leq (p+q\|\mathcal{C}\|^2) \|f_y\|$.

Our next key technical ingredient provides a finite-sample upper bound on the estimation error of an elastic net penalized regression problem under suitable regularity conditions, assuming the population covariance matrix of the predictors is singular. This is used to provide bounds on the estimation error of each of the d individual regressions in Phase II. This regression setting with singular population covariance matrix captures the challenge of non-identifiability in the sense that there is no “true” coefficient vector. Rather,

a strongly convex function f_α is used to specify an identified target among all equivalent data-generating models. This same function is also used to define the estimator (9).

Proposition 4.3. *Let $\Sigma \in \mathbb{R}^{\bar{d} \times \bar{d}}$ be a non-negative definite matrix with $\Lambda_{\min}(\Sigma) = 0$ and let $\rho \in \mathbb{R}^{\bar{d}}$ be in the column space of Σ . For $y, \varepsilon \in \mathbb{R}^N$ and $X \in \mathbb{R}^{N \times \bar{d}}$, consider the linear regression model $y = X\beta^{*(\alpha)} + \varepsilon$ with identified target*

$$\beta^{*(\alpha)} := \arg \min_{\beta} \{f_\alpha(\beta) \text{ s.t. } \Sigma\beta = \rho\},$$

where $f_\alpha(\beta) := \|\beta\|_1 + (\alpha/2)\|\beta\|^2$, and define the estimator

$$\hat{\beta}^{(\alpha)} := \arg \min_{\beta: \|\beta\|_1 \leq M} \frac{1}{n} \|y - X\beta\|^2 + \lambda f_\alpha(\beta),$$

for some n and M , where $M \geq \|\beta^{*(\alpha)}\|_1$. Then for any choice of $\lambda \geq 2 \|X^\top \varepsilon/n\|_\infty$ and $q_n \geq \|X^\top X/n - \Sigma\|_\infty$, the following holds:

(a) *In-Sample Prediction:*

$$\frac{1}{n} \|X\hat{\beta}^{(\alpha)} - X\beta^{*(\alpha)}\|^2 \leq \lambda [2M + \alpha M^2/2],$$

(b) *Partially-Identified Estimation:*

$$\min_{\beta: \Sigma\beta = \rho} \|\hat{\beta}^{(\alpha)} - \beta\|^2 \leq \frac{4q_n M^2 + \lambda [2M + \alpha M^2/2]}{\Lambda_{\min}^+(\Sigma)},$$

where $\Lambda_{\min}^+(\Sigma)$ is the smallest non-zero eigenvalue of Σ .

Remark. In the regression setting with i.i.d. rows $X_i \sim N(0, \Sigma)$ and independent error $\varepsilon \sim N(0, \sigma^2 I_n)$, N is same as n . It is well-known (Bühlmann and Van De Geer, 2011) that λ and q_n can be chosen on the order of $\sqrt{\log \bar{d}/n}$ with high probability. Therefore, part (a) establishes in-sample prediction consistency in the high-dimensional regime $\log \bar{d}/n \rightarrow 0$ as long as the identification target $\beta^{*(\alpha)}$ is weakly sparse, i.e. its ℓ_1 norm grows sufficiently slowly. Part (b) establishes that the Euclidean distance of our estimator from the set of data-generating vectors $\{\beta : \Sigma\beta = \rho\}$ converges to zero in the asymptotic regime $\log \bar{d}/n \rightarrow 0$, assuming weak sparsity of $\beta^{*(\alpha)}$. The rate of convergence also relies on the curvature of the population loss captured by $\Lambda_{\min}^+(\Sigma)$. This result is in the spirit of partial identification in Economics (Manski, 2010; Tamer, 2010; Bontemps and Magnac, 2017), where a parameter of interest is only set-identified, but not point-identified. In the phase II estimator of VARMA, we will have $N = nd$ (see (21)) from a combined analysis of d regressions, but similar high-dimensional convergence rates will continue to hold after adjusting for temporal dependence parameters.

Remark. The estimator $\hat{\beta}^{(\alpha)}$ described in the above proposition is similar in form to our estimator but with an additional ℓ_1 constraint. A simple modification of our algorithm can be used to solve this problem (see, e.g., Agarwal et al. (2010)).

Our next proposition is about point-identified estimation of a target $\beta^{*(\alpha)}$ by $\hat{\beta}^{(\alpha)}$, when the squared-error loss term is moved from the objective to a constraint. While the optimization problems are equivalent, the difference is in whether the tuning parameter is given by the multiplier λ , as in the previous result, or by the bound on the constraint A_n , as in the next result.

Proposition 4.4. *Under the same setting as Proposition 4.3, let*

$$\hat{\beta}^{(\alpha)} := \arg \min_{\beta} \left\{ f_{\alpha}(\beta) \text{ s.t. } \frac{1}{n} \|y - X\beta\|^2 \leq A_n, \quad \|\beta\|_1 \leq M \right\}$$

denote the constraint form of the estimator. On the event

$$\mathcal{E} := \left\{ \|X^{\top} X/n - \Sigma\|_{\infty} \leq q_n, \frac{1}{n} \|X^{\top} \varepsilon\|_{\infty} \leq r_n, \left| \frac{1}{n} \|\varepsilon\|^2 - \sigma^2 \right| \leq s_n \right\}$$

and choosing $A_n = \sigma^2 + s_n$ and $M \geq \|\beta^{(\alpha)}\|_1$, the following identified estimation result holds:*

$$\left\| \hat{\beta}^{(\alpha)} - \beta^{*(\alpha)} \right\|^2 \leq 2v_n + 2(\sqrt{\bar{d}}/\alpha + M)v_n^{1/2},$$

where $v_n := \frac{4Mr_n + 2s_n + 4M^2q_n}{\Lambda_{\min}^+(\Sigma)}$ and $\Lambda_{\min}^+(\Sigma)$ is the smallest non-zero eigenvalue of Σ .

Remark. In the regression setting with i.i.d. rows $X_i \sim N(0, \Sigma)$ and independent error $\varepsilon \sim N(0, \sigma^2 I_n)$, we have $q_n = O(\sqrt{\log(\bar{d})/n})$, $r_n = O(\sqrt{\log(\bar{d})/n})$, and $s_n = O(1/\sqrt{n})$. Thus, $v_n = O(\sqrt{\log(\bar{d})/n})$. This proposition implies that consistent estimation of our identification target is possible in the $\bar{d}^2 \log(\bar{d})/n \rightarrow 0$ regime, as long as $\beta^{*(\alpha)}$ is weakly sparse in the sense of small ℓ_1 norm. This error bound also increases linearly with the inverse of α , the parameter capturing curvature of the optimization function $f_{\alpha}(\beta)$.

4.2 Estimation Error in Phase I

Our non-asymptotic analysis of the VAR(∞) estimation problem in Phase I generalizes analogous fixed- d asymptotic analyses in Lewis and Reinsel (1985) and Dufour and Jouini (2005). Our primary interest is in approximating the errors a_t by the Phase-I residuals $\hat{\varepsilon}_t$ for use in Phase II. In the process, our analysis also provides estimation error bounds on VAR(∞) coefficients, which are of independent interest. We first provide deterministic error bounds for a fixed realization of $\{y_t\}_{t=-(\bar{p}-1)}^T$ in Proposition 4.5 under some sufficient conditions. In Propositions 4.6 and 4.7, we then show that these conditions are satisfied with high probability when $\{y_t\}$ is generated from a stable Gaussian VARMA process. Finally, Proposition 4.8 provides a high probability upper bound on the deviation of $\hat{\varepsilon}_t$ around a_t in different norms.

Suppose we re-index data in the form $(y_{-(\bar{p}-1)}, y_{-(\bar{p}-2)}, \dots, y_{-1}, y_0, y_1, \dots, y_T)$. In Phase I, we regress y_t on its most recent \tilde{p} lags:

$$y_t = \sum_{\tau=1}^{\tilde{p}} \Pi_{\tau} y_{t-\tau} + \varepsilon_t, \quad \text{where} \quad \varepsilon_t = \left(a_t + \sum_{\tau=\tilde{p}+1}^{\infty} \Pi_{\tau} y_{t-\tau} \right). \quad (11)$$

The autoregressive design takes the form

$$\underbrace{\begin{bmatrix} (y_T)^\top \\ (y_{T-1})^\top \\ \vdots \\ (y_1)^\top \end{bmatrix}}_{\mathcal{Y}_{T \times d}} = \underbrace{\begin{bmatrix} (y_{T-1})^\top & (y_{T-2})^\top & \cdots & (y_{T-\tilde{p}})^\top \\ (y_{T-2})^\top & (y_{T-3})^\top & \cdots & (y_{T-1-\tilde{p}})^\top \\ \vdots & \vdots & \ddots & \vdots \\ (y_0)^\top & (y_{-1})^\top & \cdots & (y_{-(\tilde{p}-1)})^\top \end{bmatrix}}_{\mathcal{X}_{T \times d\tilde{p}}} \underbrace{\begin{bmatrix} \Pi_1^\top \\ \Pi_2^\top \\ \vdots \\ \Pi_{\tilde{p}}^\top \end{bmatrix}}_{B_{d\tilde{p} \times d}} + \underbrace{\begin{bmatrix} (\varepsilon_T)^\top \\ (\varepsilon_{T-1})^\top \\ \vdots \\ (\varepsilon_1)^\top \end{bmatrix}}_{E_{T \times d}}. \quad (12)$$

Vectorizing the above regression design with T samples and $d^2\tilde{p}$ parameters, we have

$$\underbrace{vec(\mathcal{Y})}_Y = \underbrace{(I \otimes \mathcal{X})}_Z \underbrace{vec(B)}_{\beta^*} + \underbrace{vec(E)}_\mathcal{E}.$$

In Phase I, we consider a lasso estimate

$$\hat{\beta} = \arg \min_{\beta \in \mathbb{R}^{d^2\tilde{p}}} \frac{1}{T} \|Y - Z\beta\|^2 + \lambda \|\beta\|_1, \quad (13)$$

where $\hat{\beta} = vec(\hat{B})$ and $\hat{B} = [\hat{\Pi}_1 : \dots : \hat{\Pi}_{\tilde{p}}]^\top$. We denote the residuals of the Phase-I regression as $\hat{\varepsilon}_t = y_t - \sum_{\tau=1}^{\tilde{p}} \hat{\Pi}_\tau y_{t-\tau}$.

Our next proposition provides a deterministic upper bound on the estimation error of the above regression for a given realization of $T + \tilde{p}$ data points from the VARMA model (1). We first provide an upper bound on the deviation of the estimated residuals $\hat{\varepsilon}_t$ around ε_t without making any assumption on the design matrix Z . This is essentially a so-called “slow rate” bound, as appears in the lasso regression literature (Greenshtein and Ritov, 2004). Then we provide a tighter upper bound on the above deviation, and an upper bound on the deviation of $\{\hat{\Pi}_\tau\}_{\tau=1}^{\tilde{p}}$ around $\{\Pi_\tau\}_{\tau=1}^{\tilde{p}}$, under a restricted eigenvalue (RE) condition used in Loh and Wainwright (2012) and Basu and Michailidis (2015):

Assumption 4.1 (Restricted Eigenvalue, RE). *A symmetric matrix $G_{r \times r}$ satisfies the restricted eigenvalue (RE) condition with curvature $\gamma > 0$ and tolerance $\delta > 0$ if*

$$v^\top G v \geq \gamma \|v\|^2 - \delta \|v\|_1^2, \quad \text{for all } v \in \mathbb{R}^r. \quad (14)$$

These upper bounds involve the curvature and tolerance parameters γ , δ as well as the quantity $\|Z^\top \mathcal{E}/T\|_\infty$, and do not relate directly to the VARMA model parameters. Propositions 4.6 and 4.7 then provide insight into how these quantities depend on VARMA parameters, when we have a random realization from a stable, invertible VARMA model (1).

Proposition 4.5. *Consider any solution $\hat{\beta}$ of (13) using a given realization of $\{y_t\}_{t=1-\tilde{p}}^T$ from the VARMA*

model (1). Then, for any choice of the penalty parameter $\lambda \geq 2 \|Z^\top \mathcal{E}/T\|_\infty$, we have

$$\frac{1}{T} \sum_{t=1}^T \|\hat{\varepsilon}_t - \varepsilon_t\|^2 \leq 2\lambda \sum_{\tau=1}^{\tilde{p}} \|\Pi_\tau\|_1 =: \Delta_\varepsilon^2. \quad (15)$$

Further, assume $\{\Pi_1, \dots, \Pi_{\tilde{p}}\}$ are sparse so that $k := \sum_{\tau=1}^{\tilde{p}} \|\Pi_\tau\|_0 \lesssim T$, and the sample Gram matrix $Z^\top Z/T$ satisfies $RE(\gamma, \delta)$ of Assumption 4.1 for some model dependent quantities $\gamma > 0$, $\delta > 0$ such that $k\delta \leq \gamma/32$. Then, for any choice of $\lambda \geq 4\|Z^\top \mathcal{E}/T\|_\infty$, we have the following upper bounds

$$\begin{aligned} \sum_{\tau=1}^{\tilde{p}} \|\hat{\Pi}_\tau - \Pi_\tau\|_1 &\leq 64k\lambda/\gamma, \\ \left[\sum_{\tau=1}^{\tilde{p}} \|\hat{\Pi}_\tau - \Pi_\tau\|_F^2 \right]^{1/2} &\leq 16\sqrt{k}\lambda/\gamma, \\ \frac{1}{T} \sum_{t=1}^T \|\hat{\varepsilon}_t - \varepsilon_t\|^2 &\leq 128k\lambda^2/\gamma =: \Delta_\varepsilon^2. \end{aligned} \quad (16)$$

Remark. With a little abuse of notation, we use Δ_ε^2 to denote two expressions. These two expressions correspond to the so-called “slow rate” and “fast rate” of the prediction error of lasso, respectively (Lederer et al., 2016; Bien et al., 2018). For regression with i.i.d. data (n samples, d predictors, k -sparse regression vector), the slow rate is of the order $O(k\sqrt{\log d/T})$, whereas the fast rate is of the order $O(k \log d/T)$ but requires the restricted eigenvalue condition to hold with high probability. Based on the deviation bound presented next, similar rates hold for our Phase-I VAR(∞) framework. We use Δ_ε^2 in our Phase-II error bounds. It should be interpreted as slow rate or fast rate depending on whether an RE condition is expected to hold with high probability.

The proof of this proposition follows standard arguments in the literature on high-dimensional statistics (Bickel et al., 2009; Loh and Wainwright, 2012; Basu and Michailidis, 2015). We provide a proof in Appendix C for completeness. The assumption of strict sparsity that is made below (15) is simply for ease of exposition. In fact, the coefficients $\Pi(L)$ are generally not exactly sparse even when the coefficients of $\Phi(L)$ and $\Theta(L)$ are. However, some form of weak sparsity is expected to hold, i.e. there are a few large and many small coefficients. The results presented here can be generalized to this setting using recent advances in the theory of misspecified lasso (van de Geer, 2016).

Our next proposition provides a non-asymptotic upper bound on $\|Z^\top \mathcal{E}/T\|_\infty$ which holds with high probability for large d, \tilde{p} . If λ is chosen as the same order of this bound, inequalities (15)-(16) then show how the upper bounds of estimation and approximation errors vary with model parameters.

Proposition 4.6 (Deviation Condition: Phase I). *If $\{y_{-(\tilde{p}-1)}, \dots, y_T\}$ is a random realization from a stable, invertible VARMA model (1), then there exist universal constants $c_i > 0$ such that for any $A > 1$,*

with probability at least $1 - c_0 \exp[-(c_1 A^2 - 1) \log d^2 \tilde{p}]$,

$$\|Z^\top \mathcal{E}/T\|_\infty \leq 2\pi \|f_y\| \left[3A \max \left\{ \|\Pi_{[\tilde{p}]}\|^2, 1 \right\} \sqrt{\log(d^2 \tilde{p})/T} + \|\Pi_{-[\tilde{p}]}\|_{2,1} \right].$$

The second term on the right-hand side is not a function of the sample size T , and depends only on the tail decay of the AR coefficients Π_τ . For this term to be ignorable with large T , one needs to choose \tilde{p} large enough so that the tail sum $\|\Pi_{-[\tilde{p}]}\|_{2,1} = \sum_{\tau > \tilde{p}} \|\Pi_\tau\|$ is of smaller order than $\sqrt{\log(d^2 \tilde{p})/T}$. Note that for stable, invertible VARMA models, there exist $\bar{C} > 0$ and $\bar{\rho} \in (0, 1)$ such that $\|\Pi_\tau\| \leq \bar{C} \bar{\rho}^\tau$ (Dufour and Jouini, 2005). Therefore, with $\tilde{p} \asymp T^{1/2-\epsilon}$ for some $\epsilon \in (0, 1/2)$, $\|\Pi_{-[\tilde{p}]}\|_{2,1}$ scales as $O(\bar{C} \exp[-T^{1/2-\epsilon} \log(\bar{\rho}^{-1})]/(1 - \bar{\rho}))$.

The next proposition investigates sample size requirements for the RE condition to hold with high probability, and also provides insight into how the tolerance and curvature parameters depend on the VARMA model parameters.

Proposition 4.7 (Verifying Restricted Eigenvalue Condition). *Consider a random realization of $(T + \tilde{p})$ data points $\{y_{-(\tilde{p}-1)}, \dots, y_T\}$ from a stable, invertible VARMA model (1) with $\Lambda_{\min}(\Sigma_a) > 0$. Then there exist universal constants $c_i > 0$ such that for $T \gtrsim \max\{\omega^2, 1\}k(\log d + \log \tilde{p})$, the matrix $Z^\top Z/T$ satisfies $RE(\gamma, \delta)$ with probability at least $1 - c_1 \exp(-c_2 T \min\{\omega^{-2}, 1\})$, where*

$$\gamma = \pi / \|\|f_y^{-1}\|\|, \omega = c_3 \tilde{p} \|\|f_y\|\| \|\|f_y^{-1}\|\|, \delta = \gamma \max\{\omega^2, 1\} \log(d\tilde{p})/T.$$

Note that $\hat{\varepsilon}_t - a_t = (\hat{\varepsilon}_t - \varepsilon_t) + (\varepsilon_t - a_t)$ and $\varepsilon_t - a_t = \Pi_{-[\tilde{p}]}(L)y_t$ is a stable Gaussian time series. So the above propositions and the concentration inequality in Proposition 2.4 of Basu and Michailidis (2015) lead to the following upper bounds on the approximation error of the Phase-I residuals. We omit this proof for sake of brevity.

Proposition 4.8. *Consider the Phase-I regression residuals $\hat{\varepsilon}_t$ in Proposition 4.5. Assume $(1/T) \sum_{t=1}^T \|\hat{\varepsilon}_t - \varepsilon_t\|^2 \leq \Delta_\varepsilon^2$ with probability at least $1 - c_0 \exp[-(c_1 A^2 - 1) \log d^2 \tilde{p}]$ for some universal constants $c_i > 0$, and $T \gtrsim \log(d^2 \tilde{p})$. Then there exist $c_i > 0$ such that*

(a) *For any $v \in \mathbb{S}^{d^2 \tilde{p}}$, with probability at least $1 - c_0 \exp[-(c_1 A^2 - 1) \log(d^2 \tilde{p})]$,*

$$\frac{1}{T} \sum_{t=1}^T (v^\top (\hat{\varepsilon}_t - a_t))^2 \leq 4 \max \left\{ \Delta_\varepsilon^2, 4\pi \|\Pi_{-[\tilde{p}]}\|_{2,1}^2 \|\|f_y\|\| \right\} =: \Delta_a^2. \quad (17)$$

(b) *In particular, with probability at least $1 - c_0 \exp[-(c_1 A^2 - 2) \log(d^2 \tilde{p})]$,*

$$\max_{1 \leq j \leq d} \frac{1}{T} \sum_{t=1}^T (\hat{\varepsilon}_{tj} - a_{tj})^2 \leq \Delta_a^2. \quad (18)$$

(c) With probability at least $1 - c_0 \exp[-(c_1 A^2 - 2) \log(d^2 \tilde{p})]$,

$$\frac{1}{T} \sum_{t=1}^T \|\hat{\varepsilon}_t - a_t\|^2 \leq 4 \max \left\{ \Delta_\varepsilon^2, 4\pi d \|\Pi_{-[\tilde{p}]}\|_{2,1}^2 \|f_y\| \right\}. \quad (19)$$

Based on the bound on $\|\Pi_{-[\tilde{p}]}\|_{2,1}$ mentioned earlier, it follows that the second term in the above expression is $O(d \exp[-T^{1/2-\epsilon}])$, which converges to zero as $\log d = o(T^{1/2-\epsilon})$, assuming the model parameters $\bar{\rho}$ and \bar{C} remain bounded above.

4.3 Prediction and Estimation Error in Phase II

A major challenge in the Phase-II analysis stems from the inherent lack of identifiability in VARMA, which leads to a nonsingular covariance matrix Σ_z (see Proposition 2.1). In the existing literature, a common approach is to reparametrize the coefficient matrices to a simpler form (e.g., echelon form) using identification constraints (Dufour and Jouini, 2005). By contrast, our identification target does not have any *a priori* specified simple form. So we first show that, under some regularity conditions, the Phase-II AR and MA estimates, for a fixed $\alpha > 0$, are close to the identification target $(\Phi^{(\alpha)}, \Theta^{(\alpha)})$. The error bounds rely on α , showing that by taking a sequence of α values going to 0 slowly enough, our results for estimation of the target (4) extend to estimation of the target (5).

In addition to the model dimensions d, p, q, n , our error bounds grow with the model parameters through (i) the tail decay rate of the $\text{VAR}(\infty)$ coefficients $\|\Pi_{-[\tilde{p}]}\|_{2,1}$, (ii) the stability measure of the process $\|f_y\|$, and (iii) the size of the parameters Φ , Θ , and $\Pi_{[\tilde{p}]}$ measured under different norms. Terms of type (i) control the bias incurred due to the $\text{VAR}(\tilde{p})$ approximation of the $\text{VAR}(\infty)$, and can be made small by choosing larger \tilde{p} . Terms of type (ii) and (iii) reflect the effective sample size in the problem since the data are serially correlated.

For simplicity of exposition, we assume that p and q are known and $\tilde{p} > p + q$. It will be evident from our analysis that similar conclusions hold as long as we replace these with any upper bounds of p and q . Without loss of generality, we also assume that the Phase-II regressions are run with the following re-indexing of observations:

$$y_t = \sum_{\ell=1}^p \Phi_\ell y_{t-\ell} + \sum_{m=0}^q \Theta_m \hat{\varepsilon}_{t-m} + u_t, \quad \text{for } t = 1, 2, \dots, n, \quad n = T - q, \quad (20)$$

where $u_t = \Theta(L)(a_t - \hat{\varepsilon}_t)$, and $\Theta_0 = I$.

As mentioned earlier, we consider a variant of the Phase-II regression where the fitted values from Phase I, $\hat{y}_t = y_t - \hat{\varepsilon}_t$, are used as response instead of y_t . The autoregressive moving average design then takes the

form

$$\underbrace{\begin{bmatrix} \hat{y}_n^\top \\ \hat{y}_{n-1}^\top \\ \vdots \\ \hat{y}_1^\top \end{bmatrix}}_{\mathcal{Y}_{n \times d}} = \underbrace{\begin{bmatrix} y_{n-1}^\top & \cdots & y_{n-p}^\top & \hat{\varepsilon}_{n-1}^\top & \cdots & \hat{\varepsilon}_{n-q}^\top \\ y_{n-2}^\top & \cdots & y_{n-1-p}^\top & \hat{\varepsilon}_{n-2}^\top & \cdots & \hat{\varepsilon}_{n-1-q}^\top \\ \vdots & \vdots & \vdots & \vdots & \vdots & \vdots \\ y_0^\top & \cdots & y_{1-p}^\top & \hat{\varepsilon}_0^\top & \cdots & \hat{\varepsilon}_{1-q}^\top \end{bmatrix}}_{\tilde{\mathcal{Z}}_{n \times d(p+q)}} \underbrace{\begin{bmatrix} \Phi_1^\top \\ \vdots \\ \Phi_p^\top \\ \Theta_1^\top \\ \vdots \\ \Theta_q^\top \end{bmatrix}}_{B_{d(p+q) \times d}} + \underbrace{\begin{bmatrix} u_n^\top \\ \vdots \\ u_1^\top \end{bmatrix}}_{\mathcal{U}_{n \times d}}.$$

Vectorizing the above regression problem with n samples and $d^2(p+q)$ parameters, we have

$$\underbrace{\text{vec}(\mathcal{Y})}_Y = \underbrace{(I \otimes \tilde{\mathcal{Z}})}_{\tilde{\mathcal{Z}}} \underbrace{\text{vec}(B)}_{\beta^*} + \underbrace{\text{vec}(\mathcal{U})}_U. \quad (21)$$

4.3.1 Phase-II Prediction Bound

Before presenting the estimation results, we note that it is possible to obtain high-dimensional convergence rates, $O(\log d(p+q)/n)$, of in-sample prediction errors of VARMA using a lasso penalty in Phase II (i.e. setting $\alpha = 0$). Following the same argument as in the proof of Proposition 4.5 and (19) in Proposition 4.8, we can show that for $\lambda \geq \|\tilde{\mathcal{Z}}^\top \mathcal{U}/n\|_\infty$, any solution \hat{B} of the lasso problem

$$\hat{B} = \arg \min_{B \in \mathbb{R}^{d(p+q) \times d}} \frac{1}{n} \|\mathcal{Y} - \tilde{\mathcal{Z}}B\|_F^2 + \lambda \|B\|_1$$

satisfies the following upper bound on the in-sample prediction error with probability at least $1 - c_0 \exp[-(c_1 A^2 - 2) \log d^2 \bar{p}]$ for some universal constants $c_i > 0$:

$$\begin{aligned} \frac{1}{n} \sum_{t=1}^n \|\tilde{y}_t - y_t^*\|^2 &\leq 2\lambda \min_{(\Phi, \Theta) \in \mathcal{E}_{p,q}(\Pi)} \left[\sum_{\ell=1}^p \|\Phi_\ell\|_1 + \sum_{m=1}^q \|\Theta_m\|_1 \right] \\ &+ 8q(1+q/n) \sum_{m=1}^q \|\Theta_m\|^2 \max \left\{ \Delta_\varepsilon^2, 4\pi d \|\Pi_{-[\bar{p}]}\|_{2,1}^2 \|f_y\| \right\}. \end{aligned} \quad (22)$$

Here $y_t^* = \sum_{\ell=1}^p \Phi_\ell y_{t-\ell} + \sum_{m=1}^q \Theta_m a_{t-m}$ denotes the optimal forecast, and the predictions are obtained using $\tilde{y}_t = \sum_{\ell=1}^p \hat{\Phi}_\ell y_{t-\ell} + \sum_{m=1}^q \hat{\Theta}_m \hat{\varepsilon}_{t-m}$ for $t = 1, \dots, n$, with the Phase-II estimates $\hat{\Phi}_\ell$ and $\hat{\Theta}_m$.

The following proposition provides a high probability upper bound on the expression $\|\tilde{\mathcal{Z}}^\top \mathcal{U}/n\|_\infty$ for a random realization of $\{y_t\}_{t \in \mathbb{Z}}$ and residuals $\hat{\varepsilon}_t$ calculated from the Phase-I estimates.

Proposition 4.9 (Deviation Bound: Phase II). *There exist universal constants $c_i > 0$ such that if $n \gtrsim \log d^2(p+q)$, then for any $A > 0$ the following holds with probability at least $1 - c_0 \exp[-(c_1 A^2 - 2) \log d^2(p+q)]$:*

$$\|\tilde{\mathcal{Z}}^\top \mathcal{U}/n\|_\infty \leq \varphi_1 \sqrt{\frac{\log d^2(p+q)}{n}} + \varphi_2 \cdot \left(\Delta_\varepsilon + \Delta_\varepsilon^2 + \|\Pi_{-[\bar{p}]}\|_{2,1} \right),$$

where

$$\begin{aligned}\varphi_1 &= c_1 \|f_y\| A \max \left\{ 1, \|\Theta\|^2 \|\Pi_{-[\tilde{p}]}\|_{2,1}^2, \|\Pi_{[\tilde{p}]}\|^2 \right\}, \\ \varphi_2 &= c_2 \|f_y\| \|\Theta\|_{2,1} \max \{ 1, \|\Pi_{[\tilde{p}]}\|_{2,1} \}.\end{aligned}$$

4.3.2 Phase-II Estimation Error Bound

Next, we provide upper bounds on the estimation error of the Phase-II estimates $(\widehat{\Phi}^{(\alpha)}, \widehat{\Theta}^{(\alpha)})$ around the identification target for a fixed $\alpha > 0$. To this end, first note that in view of Proposition 2.1, the identification target in (4) with an ℓ_1 -penalty can be expressed as

$$\begin{aligned}(\Phi^{(\alpha)}, \Theta^{(\alpha)}) &= \underset{\Phi, \Theta}{\operatorname{argmin}} \left\{ \|\Phi\|_1 + \|\Theta\|_1 + \frac{\alpha}{2} \|\Phi\|_F^2 + \frac{\alpha}{2} \|\Theta\|_F^2 \right. \\ &\quad \left. \text{s.t. } \operatorname{vec}(\rho_{zy}) = (I \otimes \Sigma_z) \operatorname{vec}(\beta) \right\}, \quad (23)\end{aligned}$$

where ρ_{zy}, Σ_z and β are as defined in Proposition 2.1.

Now, we can obtain in-sample prediction error bounds as well as partial and point-identified estimation error bounds by applying Propositions 4.3 and 4.4 to the regression model (21). Note that in order to obtain meaningful error bounds, we need to find high probability upper bounds on the quantities $\left\| (I \otimes \tilde{Z})^\top \operatorname{vec}(\mathcal{U})/n \right\|_\infty = \left\| \tilde{Z}^\top \mathcal{U}/n \right\|_\infty$, $\left\| (I \otimes \tilde{Z})^\top (I \otimes \tilde{Z})/n - \Sigma \right\|_\infty$ and $\left| \frac{1}{n} \|\operatorname{vec}(\mathcal{U})\|^2 - \sigma^2 \right|$ for some suitable choices of Σ and σ .

To this end, note that $\left\| (I \otimes \tilde{Z})^\top (I \otimes \tilde{Z})/n - I \otimes \Sigma_z \right\|_\infty = \left\| \tilde{Z}^\top \tilde{Z}/n - \Sigma_z \right\|_\infty$, and $\left| \frac{1}{n} \|\operatorname{vec}(\mathcal{U})\|^2 - \sum_{j=1}^d \sigma_j^2 \right| \leq \sum_{j=1}^d \left| \frac{1}{n} \|\mathcal{U}_{\cdot j}\|^2 - \sigma_j^2 \right|$. Our next proposition uses these connections to establish these high probability error bounds.

Proposition 4.10. *Consider the Phase-II regression (21) with design matrix $I_d \otimes \tilde{Z}$ and error vector $\operatorname{vec}(\mathcal{U})$. Set $\sigma_j^2 = e_j^\top \operatorname{Var}(\Theta(L) \Pi_{-[\tilde{p}]}(L) y_t) e_j$, for $j = 1, \dots, d$. Then there exist universal constants $c_i > 0$ such that the event*

$$\mathcal{E} := \left\{ \left\| \tilde{Z}^\top \tilde{Z}/n - \Sigma_z \right\|_\infty \leq q_n, \frac{1}{n} \left\| \tilde{Z}^\top \mathcal{U} \right\|_\infty \leq r_n, \left| \frac{1}{n} \|\operatorname{vec}(\mathcal{U})\|^2 - \sum_{j=1}^d \sigma_j^2 \right| \leq s_n \right\} \quad (24)$$

holds with probability at least $1 - c_0 \exp[-(c_1 A^2 - 2) \log d^2(p+q)]$, where

$$\begin{aligned}q_n &= \varphi_{q,1} \sqrt{\frac{\log d^2(p+q)}{n}} + \varphi_{q,2} (\Delta_a + \Delta_a^2), \\ r_n &= \varphi_{r,1} \sqrt{\frac{\log d^2(p+q)}{n}} + \varphi_{r,2} (\Delta_\varepsilon + \Delta_\varepsilon^2 + \|\Pi_{-[\tilde{p}]}\|_{2,1}), \\ s_n/d &= \varphi_{s,1} \sqrt{\frac{\log d^2(p+q)}{n}} + \varphi_{s,2} (\Delta_\varepsilon + \Delta_\varepsilon^2),\end{aligned}$$

with

$$\begin{aligned}
\varphi_{q,1} &= 2\pi \|f_y\| \left(p + q \|\Pi_{[\tilde{p}]}\|^2 \right)^2, \\
\varphi_{q,2} &= \max \{ 2q, 2\sqrt{2\pi q} \|f_y\|^{1/2} \left(p + q \|\Pi_{[\tilde{p}]}\|^2 \right)^{1/2} \}, \\
\varphi_{s,1} &= 2\pi \|\Theta\| \|\Pi_{-[\tilde{p}]}^2\|_{2,1} \|f_y\|, \\
\varphi_{s,2} &= \max \left\{ 2\|\Theta\|_{2,1}^2, 4\sqrt{2\pi} \|\Theta\|^{1/2} \|\Pi_{-[\tilde{p}]}^2\|_{2,1} \|f_y\|^{1/2} \|\Theta\|_{2,1} \right\},
\end{aligned}$$

and $\varphi_{r,1}, \varphi_{r,2}$ are φ_1, φ_2 from Proposition 4.9, respectively.

Note that Δ_ε and Δ_a scale with $\max \{ \sqrt{\log d^2 \tilde{p}/T}, \|\Pi_{-[\tilde{p}]}^2\|_{2,1}^{1/2} \}$ when an RE condition holds in the Phase-I regression. Then the above high probability bounds, together with Propositions 4.3 and 4.4, immediately imply the following upper bounds on the estimation error of the constrained and Lagrangian forms of our two-phase VARMA estimator. We omit the proof for sake of brevity.

Proposition 4.11 (Estimation Error in Phase II). *Consider a random realization of $T + \tilde{p}$ consecutive observations $\{y_1, \dots, y_{T+\tilde{p}}\}$ from a stable, invertible Gaussian VARMA model (1), and let $n = T - q$ denote the sample size in Phase II. Assume $K_y = \max \{ \|f_y\|, \|\Pi_{2,1}\|, \|\Theta^{(\alpha)}\|_{2,1} \}$. Then, for a choice of $\lambda \asymp K_y^3 \max \{ \sqrt{\log d^2(p+q)/n}, \Delta_\varepsilon \}$ and $M \geq \|\Phi^{(\alpha)}\|_1 + \|\Theta^{(\alpha)}\|_1$, and for any given $\alpha > 0$, the estimators of the AR and MA coefficients obtained from*

$$\text{vec} \left([\hat{\Phi}^{(\alpha)} : \hat{\Theta}^{(\alpha)}]^\top \right) = \arg \min_{\|\beta\|_1 \leq M} \frac{1}{n} \left\| \text{vec}(\mathcal{Y}) - (I \otimes \tilde{\mathcal{Z}})\beta \right\|^2 + \lambda f_\alpha(\beta)$$

satisfy

$$\min_{(\Phi, \Theta) \in \mathcal{E}_{p,q}(\Pi(L))} \left\| \left(\hat{\Phi}^{(\alpha)}, \hat{\Theta}^{(\alpha)} \right) - (\Phi, \Theta) \right\|_F^2 = O_{\mathbb{P}} \left(\frac{K_y^3 M^2}{\Lambda_{\min}^+(\Gamma_z(0))} \max \left\{ \sqrt{\frac{\log d^2(p+q)}{n}}, \|\Pi_{-[\tilde{p}]}^2\|_{2,1}, \Delta_\varepsilon \right\} \right).$$

In addition, for a choice of $A_n \asymp K_y^3 \|\Pi_{-[\tilde{p}]}^2\|_{2,1} \max \{ d\sqrt{\log d^2(p+q)/n}, \Delta_\varepsilon \}$, the estimators obtained from

$$\text{vec} \left([\hat{\Phi}^{(\alpha)} : \hat{\Theta}^{(\alpha)}]^\top \right) = \arg \min_{\|\beta\|_1 \leq M} \left\{ f_\alpha(\beta) \text{ s.t. } \frac{1}{n} \left\| \text{vec}(\mathcal{Y}) - (I \otimes \tilde{\mathcal{Z}})\beta \right\|^2 \leq A_n \right\}$$

satisfy

$$\left\| \left(\hat{\Phi}^{(\alpha)}, \hat{\Theta}^{(\alpha)} \right) - \left(\Phi^{(\alpha)}, \Theta^{(\alpha)} \right) \right\|_F^2 = O_{\mathbb{P}} \left(\frac{K_y^3 M^2}{\alpha \sqrt{\Lambda_{\min}^+(\Gamma_z(0))}} \max \left\{ d^3 \sqrt{\frac{\log d^2(p+q)}{n}}, \|\Pi_{-[\tilde{p}]}^2\|_{2,1}, \Delta_\varepsilon \right\}^{1/2} \right).$$

This proposition shows that the estimation error relies on the strong convexity of the optimization problem (through α), the inherent curvature of the population loss captured by the minimum non-zero eigenvalue of $\Gamma_z(0)$, the dependency parameter K_y and the ℓ_1 -norm bound M governing the effective sample size in the Phase-I and Phase-II regression problems, and the inherent bias introduced by the $\text{VAR}(\tilde{p})$ approximation

to the original $\text{VAR}(\infty)$ model. For this last term to be ignorable with large T , one needs to choose \tilde{p} large enough so that the tail sum $\|\Pi_{-[\tilde{p}]}\|_{2,1}$ is of smaller order than $\sqrt{(\log d^2 \tilde{p})/T}$. Note again that for stable, invertible VARMA models, there exist $\bar{C} > 0$ and $\bar{\rho} \in (0, 1)$ such that $\|\Pi_\tau\| \leq \bar{C} \bar{\rho}^\tau$ (Dufour and Jouini, 2005), so that $\|\Pi_{-[\tilde{p}]}\|_{2,1}$ is of the order $O(\bar{\rho}^{\tilde{p}})$. Setting $\tilde{p} = O(T^{1/2-\epsilon})$ for some $\epsilon > 0$ shows that this bias will be of lower order, and the estimation error converges to zero as long as $d = o(\sqrt{n})$.

5 Simulation Study

We investigate the performance of the proposed VARMA estimator through a simulation study. We generate data from a $\text{VARMA}_d(p, q)$ with time series length $T = 100$. To ensure identification, we take Φ_ℓ , $1 \leq \ell \leq p$, diagonal matrices and set each diagonal element of Φ_ℓ equal to $0.4/\ell$. For the autoregressive order, we take $p = 4$. For the error covariance matrix, we take $\Sigma_a = I_d$. To reduce the influence of initial conditions on the data generating processes, the first 200 observations were discarded as burn-in for each simulation run.

We consider several settings for the moving average parameters. We take banded matrices for Θ_m , $1 \leq m \leq q$ with the diagonal elements of Θ_m equal to θ/m , the elements on the first lower and upper subdiagonals equal to $\theta/(10m)$, and the elements on the second lower and upper subdiagonals equal to $\theta/(100m)$. The parameter θ regulates the strength of the moving average signal. The parameter q regulates the moving average order. We investigate the effect of the following features. (i) *The moving average signal strength*: we vary the parameter $\theta \in \{0, 0.4, 0.6, 0.8\}$. The larger θ , the stronger the moving average signal. Note that for $\theta = 0$, the true model is a VAR. (ii) *The moving average order*: we vary the parameter $q \in \{4, 6, 8, 10\}$. (iii) *The number of time series*: we vary the number of time series $d \in \{5, 10, 20, 40\}$. In all considered settings, the VARMA models are invertible and stable.

Estimators We compare the following estimators. (i) “ $\text{VARMA}(p, q; a_t)$ ”: the VARMA estimator of model (1) with an oracle providing the true errors a_t and orders p and q . (ii) “ $\text{VARMA}(p, q; \hat{\epsilon}_t)$ ”: the VARMA estimator of model (7) with approximated errors and an oracle providing the orders p and q . (iii) “ $\text{VARMA}(\hat{p}, \hat{q}; \hat{\epsilon}_t)$ ”: the VARMA estimator of model (7) with approximated errors and specified orders $\hat{p} = \hat{q} = \lfloor 0.75\sqrt{T} \rfloor$. (iv) “ $\text{VAR}(\tilde{p})$ ”: the VAR estimator of model (6) with specified order $\tilde{p} = \lfloor 1.5\sqrt{T} \rfloor$. We use both the ℓ_1 -norm and the HLag penalty to obtain our estimates.

Performance Measure We compare the performance of the estimators in terms of out-of-sample forecast accuracy. We generate time series of length $T + 1$ and use the last observation to measure forecast accuracy. We compute the Mean Squared Forecast Error

$$\text{MSFE} = \frac{1}{N} \sum_{s=1}^N \frac{1}{d} \|y_{T+1}^{(s)} - \hat{y}_{T+1}^{(s)}\|^2,$$

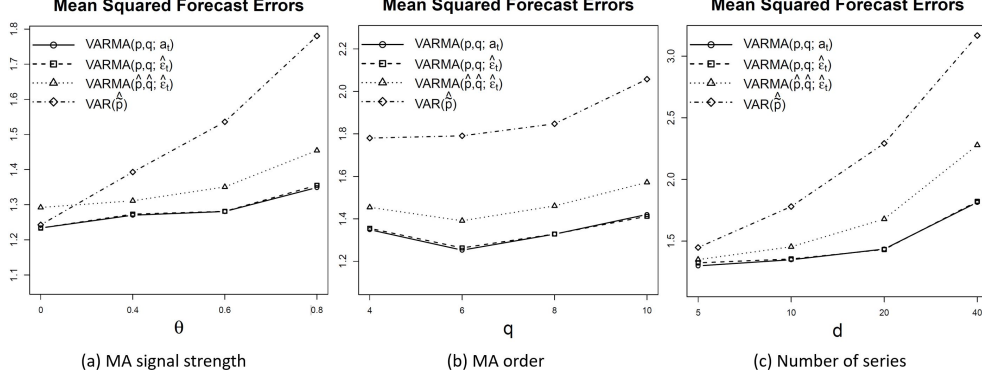


Figure 2: Mean Squared Forecast Errors (averaged over the simulation runs) of the four estimators for different values of (a) the moving average parameter θ , (b) the moving average order q , and (c) the number of time series d .

where $y_t^{(s)}$ is the vector of time series at time point t in the s^{th} simulation run, and $\hat{y}_t^{(s)}$ is its predicted value. The number of simulations is $N = 500$. We focus on out-of-sample forecast accuracy in the simulation study, in line with the discussion of the applications in Section 6. We did also compare the estimators in terms of the estimation accuracy of the Π -matrices; similar conclusions are obtained and available from the authors upon request.

5.1 Effect of the moving average signal strength

Figure 2 panel (a) shows the MSFEs (averaged over the simulation runs) of the four estimators for different values of the moving average parameter θ , which regulates the moving average signal strength. We report the results for the HLAG penalty and $d = 10, q = 4$.

If the true model is a VARMA (i.e. $\theta \neq 0$), the VARMA estimators perform better than the VAR, as expected. The larger θ , the larger the gain of VARMA over VAR. The differences in forecast accuracy between the VARMA estimators and the VAR estimator are all significant, as confirmed by paired t -tests. Among the VARMA estimators, there is no significant difference between “VARMA($p, q; a_t$)” and “VARMA($p, q; \hat{a}_t$)” thus supporting the validity of the two-phase approach. The VARMA estimator with estimated errors and selected orders (i.e. “VARMA($\hat{p}, \hat{q}; \hat{a}_t$)”) performs, for all values of θ , very similarly to the one with known orders. The loss in forecast accuracy of not knowing the autoregressive or moving average order is limited to 5% on average.

If the true model is a VAR (i.e. $\theta = 0$), the VARMA estimators with known orders both reduce to a VAR(p) estimator since $\theta = 0$, hence $q = 0$. They give the lowest MSFE. However, in practice, the orders of the model are not known. For unknown orders, the VARMA estimator is competitive to the VAR estimator.

The relative performance of the four estimators with HLAG penalty are compared to the results with ℓ_1 -norm in Table 1. For the estimators with unknown maximal lag orders (i.e. VARMA($\hat{p}, \hat{q}; \hat{a}_t$) and VAR(\hat{p})), HLAG outperforms the ℓ_1 -norm in all considered cases (p -values paired t -test < 0.05). For the estimators

Table 1: Mean Square Forecast Errors (averaged over the simulation runs) of the four estimators with either HLag penalty or ℓ_1 -norm and for different values of the moving average parameter θ . P -values of a paired t -test are in parentheses.

	VARMA($p, q; a_t$)		VARMA($p, q; \hat{\varepsilon}_t$)		VARMA($\hat{p}, \hat{q}; \hat{\varepsilon}_t$)		VAR(\hat{p})	
	HLag	ℓ_1	HLag	ℓ_1	HLag	ℓ_1	HLag	ℓ_1
$\theta = 0$	1.234	1.263 (<0.01)	1.234	1.263 (<0.01)	1.292	1.334 (<0.01)	1.243	1.317 (<0.01)
$\theta = 0.4$	1.270	1.299 (0.415)	1.273	1.303 (0.396)	1.311	1.387 (0.040)	1.393	1.558 (<0.01)
$\theta = 0.6$	1.281	1.315 (0.360)	1.281	1.321 (0.293)	1.351	1.459 (<0.01)	1.536	1.802 (<0.01)
$\theta = 0.8$	1.349	1.383 (0.275)	1.355	1.399 (0.170)	1.454	1.582 (<0.01)	1.780	2.159 (<0.01)

with known maximal lag orders, (e.g., VARMA($p, q; a_t$) and VARMA($p, q; \hat{\varepsilon}_t$)), HLag performs, overall, as good as the ℓ_1 -norm. These results are in line with the findings of Nicholson et al. (2018).

5.2 Effect of the moving average order

Figure 2 panel (b) shows the MSFEs of the four estimators for different values of the moving average order q . We report the results for the HLag penalty and $d = 10, \theta = 0.8$. Similar conclusions are obtained with the ℓ_1 -norm and other values of d and θ , therefore omitted. For all values of q , the VARMA estimators perform significantly better than the VAR estimator. The oracle VARMA estimators perform equally good and are closely followed by the VARMA estimator with approximated errors and unknown orders. The latter improves forecast accuracy over the VAR estimator by about 20% on average.

5.3 Effect of the number of time series

Figure 2 panel (c) shows the MSFEs of the four estimators for different values of the number of time series d . We report the results for the HLag penalty and $q = 4, \theta = 0.8$. As the number of time series increases relative to the fixed time series length T , it becomes more difficult to accurately estimate the model. As a consequence, the MSFEs of all estimators increase. For all values of d , the VARMA estimators attain lower values of the MSFE than the VAR estimator. All differences are significant. The loss in forecast accuracy of not knowing the AR and MA order is only 2% for $k = 5$ and remains limited to 20% for $k = 40$. The margin by which the VARMA estimator (with approximated errors and unknown orders) improves forecast accuracy over the VAR estimator increases from around 7% for $k = 5$ to around 30% for $k = 40$.

6 Forecast applications

We present three forecast applications of the VARMA estimator. We consider (i) demand forecasting for a data set consisting of $d = 16$ time series each of length $T = 76$, (ii) volatility forecasting for a data set consisting of $d = 17$ time series each of length $T = 96$, and (iii) macro-economic forecasting for a data set

consisting of $d = 168$ time series each of length $T = 60$. In all considered cases, the number of time series d is large relative to the time series length T .

Demand data Weekly sales (or demand) data (in dollars) are collected for $d = 16$ product categories of Dominick’s Finer Foods, a US supermarket chain, from January 1993 to July 1994, hence $T = 76$. Data are publicly available from <https://research.chicagobooth.edu/kilts/marketing-databases/dominicks>. To ensure stationarity, we take the log differences of each sales time series and consider sales growth. The Augmented Dickey-Fuller tests help support that the sales growth time series are stationary.

Volatility data We use data on monthly realized variances for $d = 17$ stock market indices. Realized variance measures computed from five minute returns are obtained from Oxford-Man Institute of Quantitative Finance (publicly available at <http://realized.oxford-man.ox.ac.uk/data/download>). Data are collected over the period January 2009 to December 2016, hence $T = 96$. Following standard practice, realized variances are log-transformed. The Augmented Dickey-Fuller tests help support that the log-realized variances are stationary.

Macro-economic data We consider $d = 168$ quarterly macro-economic indicators of length $T = 60$ ending in 2008, Quarter 4. A full list of the time series is available in Koop (2013) (Data Appendix), along with the transformation codes to make the data approximately stationary.

First, we discuss the model parsimony of the estimated VARMA and VAR models with HLAG penalties. Secondly, we compare their forecast accuracy for different forecast horizons.

6.1 Model parsimony

Since the sparse VARMA and VAR estimators with HLAG penalties both perform automatic lag selection, they give information on the effective maximum AR and MA orders. Consider the $d \times d$ moving average lag matrix $\hat{L}_{\hat{\Theta}}$ of the estimated VARMA model whose elements are equal to

$$\hat{L}_{\hat{\Theta},ij} = \max\{m : \hat{\Theta}_{m,ij} \neq 0\},$$

and where $\hat{L}_{\hat{\Theta},ij} = 0$ if $\hat{\Theta}_{m,ij} = 0$ for all $m = 1 \dots \hat{q}$. This lag matrix shows the maximal MA lag for each time series j in each equation i of the corresponding estimated VARMA. If entry ij is zero, this means that all lagged MA coefficients of time series j on time series i are estimated as zero. If entry ij is, for instance, three, this means that the third lagged moving average term of time series j on time series i is estimated as non-zero, but the forth and higher as all zero. Similarly, one can construct the autoregressive lag matrix $\hat{L}_{\hat{\Phi}}$ of the estimated VARMA and the autoregressive lag matrix $\hat{L}_{\hat{\Pi}}$ of the estimated VAR.

Figure 3 shows the lag matrices of the estimated VARMA and VAR on the demand data. Similar findings are obtained for the other data sets and therefore omitted. The MA lag matrix of the VARMA (top right)

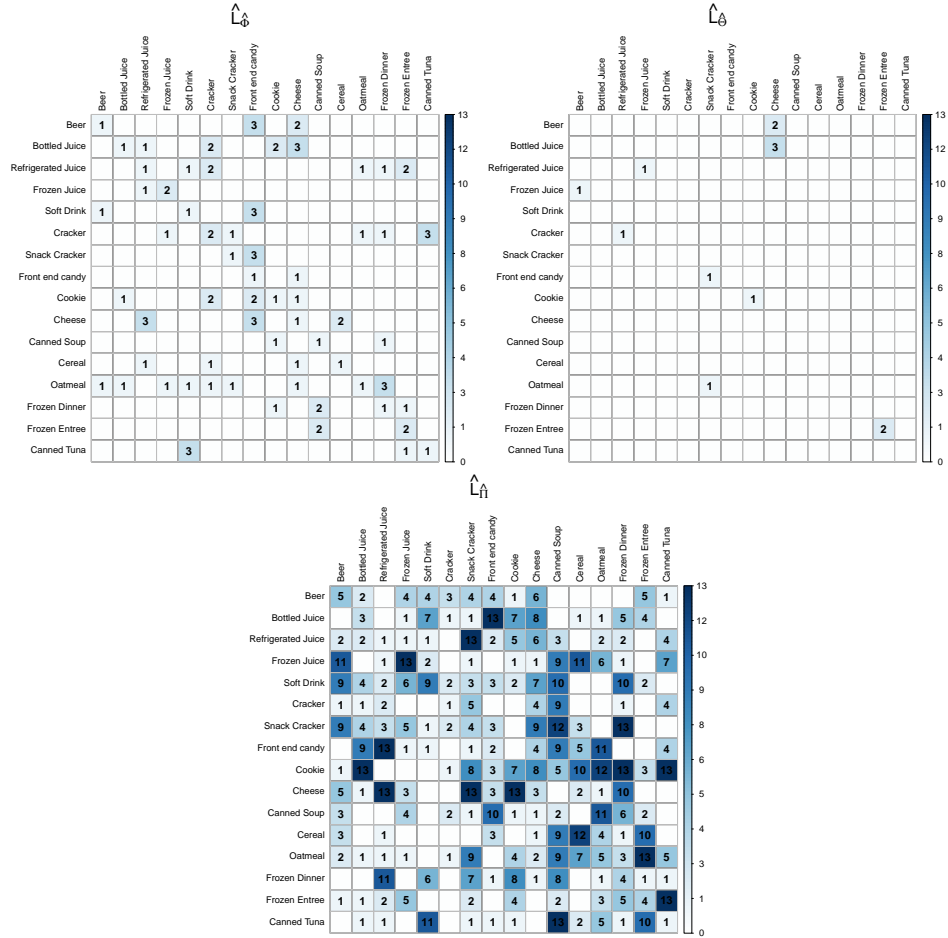


Figure 3: Demand data set: Autoregressive lag matrix (top left) and moving average lag matrix (top right) of the estimated VARMA, and autoregressive lag matrix of the estimated VAR (bottom).

Table 2: Mean Squared Forecast Error for the three datasets - (a) Demand data, (b) Volatility data, (c) Macro-economic data - at different forecast horizons for the two estimators. P -values of the Diebold-Mariano tests are given in parentheses.

Forecast horizon	VARMA	VAR	p -value
(a) Weekly Demand Data			
$h = 1$	0.473	0.499	(0.141)
$h = 8$	0.578	0.703	(0.041)
$h = 13$	0.550	0.715	(<0.001)
(b) Monthly Volatility Data			
$h = 1$	0.781	0.728	(0.142)
$h = 6$	1.080	1.209	(0.050)
$h = 12$	1.065	1.429	(0.007)
(c) Quarterly Macro-economic Data			
$h = 1$	0.974	0.977	(0.412)
$h = 4$	1.152	1.170	(0.080)
$h = 8$	1.281	1.401	(0.003)

is very sparse: 247 out of 256 entries are equal to zero. Though sparse, by adding a few MA terms to the model, serial correlation in the error terms is captured. As a result, a more parsimonious VARMA model is obtained: 107 out of the 3,072 (around 3%) VARMA parameters are estimated as non-zero. In contrast, 877 out of the 3,328 (around 25%) VAR parameters are estimated as non-zero. We find the more parsimonious VARMA to often give more accurate forecasts than the VAR, as discussed in the following subsection.

6.2 Forecast Accuracy

We compare the forecast accuracy of the VARMA and VAR estimator. To assess forecast performance, we use an expanding window forecast approach. Let h be the forecast horizon. At each time point $t = S, \dots, T - h$, we use the sparse estimators to estimate the VARMA and VAR model. For each data set, we take S such that forecasts are computed for the last 25% of the observations. We estimate the model on the standardized time series. We then obtain h -step-ahead forecasts and corresponding forecast errors $e_{i,t+h}^{(i)} = y_{i,t+h} - \hat{y}_{i,t+h}$ for each time series $1 \leq i \leq d$. The overall forecast performance is measured by computing the Mean Squared Forecast Error for a particular forecast horizon h :

$$\text{MSFE}_h = \frac{1}{T - h - S + 1} \sum_{t=S}^{T-h} \frac{1}{d} \|y_{t+h} - \hat{y}_{t+h}\|^2,$$

where the average is taken over all time points and all time series. For the weekly demand data set, we report the results for forecast horizons $h = 1, 8, 13$. For the monthly volatility data set, we take $h = 1, 6, 12$. For the quarterly macro-economic data set, we report the results for $h = 1, 4, 8$. To assess the difference in forecast performance between the VARMA and VAR estimator, we use a Diebold-Mariano test (DM-test, Diebold and Mariano (1995)).

The MSFEs for the VARMA and VAR estimator on the three data sets are given in the three respective panels of Table 2. Across all considered data sets and horizons, VARMA gives either a significantly lower MSFE than the VAR estimator (in 5 out of 9 cases at the 5% level, in 1 case at the 10% level) or performs equally well (in 3 out of 9 cases). The gain in forecast accuracy over VAR is typically the largest for the longest forecast horizons. VARMA not only gives a lower MSFE averaged over the considered time points, but it also attains the lowest MSFE for the large majority of time points. For the demand data at horizon $h = 13$, for instance, it outperforms VAR for all time points except two. The sparse VARMA method is thus a valuable addition to the forecaster’s toolbox for large-scale multivariate time series models. It exploits the serial correlation between the error terms and, as a consequence, often gives more parsimonious forecast models with competitive or better forecast accuracy than a sparse VAR.

7 Conclusion

We present a sparse identification and estimation approach for VARMA models. To make VARMA modeling practical, fast estimation methods that are easy to implement with standard software are needed. Our estimator, available in the R package `bigtime`, is naturally aligned with our identified target through the use of sparsity-inducing convex regularizers and can be computed efficiently even for large-scale VARMA models. We also provide a rigorous non-asymptotic theory of our two-step sparse VARMA estimation strategy for stable, invertible Gaussian VARMA processes. Our results show that consistent estimation of our optimization-based VARMA identification target is possible under sufficient regularity conditions in a growing asymptotic regime $d^3 \log d / \sqrt{T} \rightarrow 0$. Our simulations show that the sparse VARMA estimator significantly outperforms the sparse VAR estimator if the data generating process is a VARMA. The improvements are larger if the moving average signal is stronger or the moving average order increases. Even if the true data generating process is a VAR, our sparse VARMA estimator, in general, gives a more parsimonious model. We typically find these parsimonious models to have competitive forecast accuracy. The good forecast performance of sparse VARMA compared to sparse VAR is confirmed by three empirical forecast applications.

There are several questions we did not address, which are left for future research. The convergence rates of our point-identified Phase II estimators can be potentially sharpened under restricted eigenvalue type assumptions. Identifying a class of sparse VARMA models for which such assumptions hold with high probability is an important question. Our theoretical analysis only covers Gaussian VARMA, we leave generalizations to non-Gaussian models and other structured sparsity penalties for future work.

Acknowledgments

The authors wish to thank Profs. Christophe Croux, George Michailidis, Suhasini Subba Rao and Ruey S. Tsay for stimulating discussions and helpful comments. SB was supported by NSF award (DMS-1812128). JB was supported by an NSF CAREER award (DMS-1748166). DSM was supported by NSF (DMS-1455172), Xerox PARC, the Cornell University Atkinson Center for a Sustainable Future (AVF-2017), USAID, and the Cornell University Institute of Biotechnology & NYSTAR.

References

- Agarwal, A.; Negahban, S. and Wainwright, M. J. (2010), “Fast global convergence rates of gradient methods for high-dimensional statistical recovery,” in *Advances in Neural Information Processing Systems*, pp. 37–45.
- Anthanasopoulos, G. and Vahid, F. (2008), “VARMA versus VAR macroeconomic forecasting,” *Journal of Business & Economic Statistics*, 26, 237–252.
- Athanasopoulos, G.; Poskitt, D. S. and Vahid, F. (2012), “Two canonical VARMA forms: Scalar component models vis-a-vis the echelon form,” *Econometric Reviews*, 31, 1.
- Athanasopoulos, G. and Vahid, F. (2008), “A complete VARMA modelling methodology based on scalar components,” *Journal of Time Series Analysis*, 29, 533–554.
- Basu, S.; Li, X. and Michailidis, G. (2019), “Low rank and structured modeling of high-dimensional vector autoregressions,” *IEEE Transactions on Signal Processing*, 67, 1207–1222.
- Basu, S. and Michailidis, G. (2015), “Regularized estimation in sparse high-dimensional time series models,” *The Annals of Statistics*, 43(4), 1535–1567.
- Belloni, A.; Chernozhukov, V. and Hansen, C. (2014), “High-dimensional methods and inference on structural and treatment effects,” *Journal of Economic Perspectives*, 28, 29–50.
- Bickel, P.; Ritov, Y. and Tsybakov, A. (2009), “Simultaneous analysis of Lasso and Dantzig selector,” *The Annals of Statistics*, 37, 1705–1732.
- Bien, J.; Gaynanova, I.; Lederer, J. and Müller, C. L. (2018), “Prediction error bounds for linear regression with the TREX,” *TEST*, 1–24.
- Bontemps, C. and Magnac, T. (2017), “Set identification, moment restrictions, and inference,” *Annual Review of Economics*, 9, 103–129.
- Boyd, S. and Vandenberghe, L. (2004), *Convex optimization*, Cambridge University Press.
- Brockwell, P. J. and Davis, R. A. (1991), *Time series: Theory and methods*, Springer Series in Statistics.

- Bühlmann, P. and Van De Geer, S. (2011), *Statistics for high-dimensional data: methods, theory and applications*, Springer Science & Business Media.
- Chan, J. C. C.; Eisenstat, E. and Koop, G. (2016), “Large Bayesian VARMA,” *Journal of Econometrics*, 192(2), 374–390.
- Cooley, T. F. and Dwyer, M. (1998), “Business cycle analysis without much theory A look at structural VARs,” *Journal of Econometrics*, 83, 57–88.
- Davis, R.; Zang, P. and Zheng, T. (2016), “Sparse vector autoregressive modeling,” *Journal of Computational and Graphical Statistics*, 25(4), 1077–1096.
- Dias, G. F. and Kapetanios, G. (2018), “Estimation and forecasting in vector autoregressive moving average models for rich datasets,” *Journal of Econometrics*, 202, 72–91.
- Diebold, F. and Mariano, R. (1995), “Comparing predictive accuracy,” *Journal of Business and Economic Statistics*, 13, 253–263.
- Dufour, J. and Jouini, T. (2005), *Asymptotic distributions of a simple linear estimator for VARMA models in echelon form*. In: Duchesne, P. and Rémillard, B (Eds.) *Statistical modeling and analysis for complex data problems*, Springer.
- (2014), “Asymptotic distributions for quasi-efficient estimators in echelon VARMA models,” *Computational Statistics & Data Analysis*, 73, 69–86.
- Dufour, J. M. and Pelletier, D. (2014), “Practical methods for modelling weak VARMA processes: identification, estimation and specification with a macroeconomic application,” *Manuscript*.
- Faust, J. (1998), “The robustness of identified VAR conclusions about money*,” *Carnegie-Rochester Conference Series on Public Policy*, 49, 207–244.
- Fernández-Villaverde, J.; Rubio-Ramírez, J. F.; Sargent, T. J. and Watson, M. W. (2007), “ABCs (and Ds) of understanding VARs,” *American Economic Review*, 97, 1021–1026.
- Friedman, J.; Hastie, T. and Tibshirani, R. (2010), “Regularization paths for generalized linear models via coordinate descent,” *Journal of Statistical Software*, 33(1), 1–22.
- Gelper, S.; Wilms, I. and Croux, C. (2016), “Identifying demand effects in a large network of product categories,” *Journal of Retailing*, 92(1), 25–39.
- Greenshtein, E. and Ritov, Y. (2004), “Persistence in high-dimensional linear predictor selection and the virtue of overparametrization,” *Bernoulli*, 10, 971–988.
- Han, F.; Lu, H. and Liu, H. (2015), “A direct estimation of high dimensional stationary vector autoregressions.” *Journal of Machine Learning Research*, 16, 3115–3150.

- Hannan, E. J. (1976), “The Identification and Parameterization of ARMAX and State Space Forms,” *Econometrica*, 44, 713–723.
- Hannan, E. J. and Kavalieris, L. (1984), “Multivariate linear time series models,” *Advances in Applied Probability*, 16, 492–561.
- Hastie, T.; Tibshirani, R. and Friedman, J. (2009), *The Elements of Statistical Learning: Data Mining, Inference, and Prediction*, Springer.
- Hsu, N.-J.; Hung, H.-L. and Chang, Y.-M. (2008), “Subset selection for vector autoregressive processes using Lasso,” *Computational Statistics and Data Analysis*, 52(7), 3645–3657.
- Kascha, C. (2012), “A comparison of estimation methods for vector Autoregressive Moving-Average Models,” *Econometric Reviews*, 31, 297–324.
- Kirch, C.; Muhsal, B. and Ombao, H. (2015), “Detection of changes in multivariate time series with application to EEG Data,” *Journal of the American Statistical Association*, 110(511), 1197–1216.
- Kock, A. B. and Callot (2015), “Oracle inequalities for high dimensional vector autoregressions,” *Journal of Econometrics*, 186, 325–344.
- Koop, G. M. (2013), “Forecasting with medium and large Bayesian VARs,” *Journal of Applied Econometrics*, 28(2), 177–203.
- Lederer, J.; Yu, L. and Gaynanova, I. (2016), “Oracle inequalities for high-dimensional prediction,” *arXiv preprint arXiv:1608.00624*.
- Lewbel, A. (2018), “The identification zoo - Meanings of identification in econometrics,” *Journal of Economic Literature. Forthcoming*.
- Lewis, R. and Reinsel, G. C. (1985), “Prediction of multivariate time series by autoregressive model fitting,” *Journal of Multivariate Analysis*, 16(3), 393–411.
- Loh, P.-L. and Wainwright, M. J. (2012), “High-dimensional regression with noisy and missing data: provable guarantees with nonconvexity,” *Ann. Stat.*, 40, 1637–1664.
- Lütkepohl, H. (2005), *New introduction to multiple time series analysis*, Springer-Verlag: Berlin-Germany.
- Lütkepohl, H. and Poskitt, D. S. (1996), “Specification of echelon-form VARMA models,” *Journal of Business & Economic Statistics*, 14(1), 69–79.
- Manski, C. F. (2010), “Partial identification in econometrics,” in *Microeconometrics*, Springer, pp. 178–188.
- Matteson, D. S. and Tsay, R. S. (2011), “Dynamic orthogonal components for multivariate time series,” *Journal of the American Statistical Association*, 106(496), 1450–1463.

- Melnyk, I. and Banerjee, A. (2016), “Estimating structured vector autoregressive models,” in *International Conference on Machine Learning*, pp. 830–839.
- Nicholson, W.; Matteson, D. S. and Bien, J. (2017), “VARX-L: Structured regularization for large vector autoregressions with exogenous variables,” *International Journal of Forecasting*, 33(3), 627–651.
- Nicholson, W. B.; Wilms, I.; Bien, J. and Matteson, D. S. (2018), “High dimensional forecasting via interpretable vector autoregression,” *arXiv*, arXiv:1412.5250v3.
- Poskitt, D. S. (1992), “Identification of Echelon canonical forms for vector linear processes using least squares,” *The Annals of Statistics*, 20, 195–215.
- (2016), “Vector autoregressive moving average identification for macroeconomic modeling: A new methodology,” *Journal of Econometrics*, 192, 468–484.
- Spliid, H. (1983), “A fast estimation method for the vector autoregressive moving average model with exogenous variables,” *Journal of the American Statistical Association*, 78(384), 843–849.
- Stock, J. H. and Watson, M. W. (2017), “Twenty years of time series econometrics in ten pictures,” *Journal of Economic Perspectives*, 31, 59–86.
- Tamer, E. (2010), “Partial identification in econometrics,” *Annu. Rev. Econ.*, 2, 167–195.
- Tao, M.; Wang, Y.; Yao, Q. and Zou, J. (2011), “Large volatility matrix inference via combining low-frequency and high-frequency approaches,” *Journal of the American Statistical Association*, 106(495), 1025–1040.
- Tiao, G. C. and Tsay, R. S. (1989), “Model specification in multivariate time series,” *Journal of the Royal Statistical Society Series B*, 51, 157–213.
- Tibshirani, R. (1996), “Regression shrinkage and selection via the lasso,” *Journal of the Royal Statistical Society Series B*, 58(1), 267–288.
- Tibshirani, R. J. (2012), “The lasso and problem and uniqueness,” *arXiv: 1206.0313v2*.
- Tsay, R. S. (2014), *Multivariate Time Series Analysis: With R and Financial Applications*, Wiley.
- van de Geer, S. (2016), “Lecture notes on sparsity,” available at <https://stat.ethz.ch/education/semesters/ss2016/sparsity/sparsity-ETH.pdf>.
- Wallis, K. F. (1977), “Multiple time series analysis and the final form of econometric models,” *Econometrica*, 45, 1481–1497.
- Wilms, I.; Basu, S.; Bien, J. and Matteson, D. S. (2017a), *bigtime: Sparse Estimation of Large Time Series Models*, R package version 0.1.0. <https://CRAN.R-project.org/package=bigtime>.

- (2017b), “Interpretable vector autoregressions with exogenous time series,” *NIPS 2017 Symposium on Interpretable Machine Learning*, arXiv:1711.03623.
- Wong, K. C. and Tewari, A. (2017), “Lasso Guarantees for β -Mixing Heavy Tailed Time Series,” *arXiv preprint arXiv:1708.01505*.
- Wu, W.-B.; Wu, Y. N. et al. (2016), “Performance bounds for parameter estimates of high-dimensional linear models with correlated errors,” *Electronic Journal of Statistics*, 10, 352–379.
- Yan, X.; Bien, J. et al. (2017), “Hierarchical sparse modeling: A choice of two group lasso formulations,” *Statistical Science*, 32, 531–560.
- Zellner, A. and Palm, F. (1974), “Time series analysis and simultaneous equation econometric model,” *Journal of Econometrics*, 2, 17–54.
- Zhao, P.; Rocha, G.; Yu, B. et al. (2009), “The composite absolute penalties family for grouped and hierarchical variable selection,” *The Annals of Statistics*, 37, 3468–3497.
- Zou, H. and Hastie, T. (2005), “Regularization and variable selection via the elastic net,” *Journal of the Royal Statistical Society: Series B (Statistical Methodology)*, 67, 301–320.

Appendix

We present the proofs of sparse identification in Appendix A. Proofs of key technical ingredients required for Phase I and II analyses are in Appendix B, along with some additional lemmas to control the error due to using $\hat{\varepsilon}_t$ instead of ε_t in Phase II. Appendices C and D contain results for error bound analysis in Phase I and II, respectively. Appendix E contains details of Phase I and II algorithms.

A Proofs for Sparse Identification

A.1 Yule-Walker type Equations for VARMA

Proof of Proposition 2.1. Define

$$\tilde{\mathcal{E}}_{p,q}(\Pi(L)) := \{(\Phi, \Theta) : \rho_{zy} = \Sigma_z \beta\}.$$

We first show that $\mathcal{E}_{p,q}(\Pi(L)) \subseteq \tilde{\mathcal{E}}_{p,q}(\Pi(L))$. To this end, note that any $(\Phi, \Theta) \in \mathcal{E}_{p,q}(\Pi(L))$ satisfies $y_t = \beta^\top z_t + a_t$. Therefore, $\mathbb{E}[y_t z_t^\top] = \beta^\top \mathbb{E}[z_t z_t^\top] + \mathbb{E}[a_t z_t^\top]$. Since $\mathbb{E}[a_t z_t^\top] = 0$, this implies $\rho_{zy}^\top = \beta^\top \Sigma_z$.

Next we show that $\tilde{\mathcal{E}}_{p,q}(\Pi(L)) \subseteq \mathcal{E}_{p,q}(\Pi(L))$. To this end, note that the set $\mathcal{E}_{p,q}(\Pi(L))$ can be characterized precisely as the set of matrix AR and MA parameters Φ and Θ which satisfy almost surely (a.s.)

$$y_t = \beta^\top z_t + a_t, \quad t \in \mathbb{Z}, \quad (25)$$

for a Gaussian process $y_t = \Pi^{-1}(L)a_t$, where $a_t \stackrel{i.i.d.}{\sim} N(0, \Sigma_a)$ is a Gaussian white noise process.

Now, consider a solution of the Yule-Walker type linear systems of equation $\beta \in \tilde{\mathcal{E}}_{p,q}(\Pi(L))$. Since $\mathcal{E}_{p,q}(\Pi(L)) \subseteq \tilde{\mathcal{E}}_{p,q}(\Pi(L))$ and $\mathcal{E}_{p,q}(\Pi(L)) \neq \emptyset$, this solution takes the form $\beta = \beta^* + \delta$, where

$\beta^* = [\Phi_1^* : \dots : \Phi_p^* : \Theta_1^* : \dots : \Theta_q^*]^\top \in \mathcal{E}_{p,q}(\Pi(L))$ is a particular solution of the linear systems, and $\delta = [\delta_{11} : \dots : \delta_{1p} : \delta_{21} : \dots : \delta_{2q}]^\top$ satisfies $\Sigma_z \delta = \mathbf{0}_{d(p+q) \times d}$.

This implies $\delta^\top \Sigma_z \delta = \mathbf{0}_{d \times d}$, i.e. $\text{var}(\delta^\top z_t) = \mathbf{0}_{d \times d}$. In other words, $\delta^\top z_t$ is almost surely a constant. Since $\mathbb{E}[z_t] = 0$, we conclude that $\delta^\top z_t = 0$ a.s.

Now, consider any centered Gaussian $y_t = \Pi^{-1}(L)a_t$, as mentioned above. Then, for any $t \in \mathbb{Z}$, we have

$$y_t = \Phi_1^* y_{t-1} + \dots + \Phi_p^* y_{t-p} + \Theta_1^* a_{t-1} + \dots + \Theta_q^* a_{t-q} + a_t,$$

since $\beta^* \in \mathcal{E}_{p,q}(\Pi(L))$, and

$$\begin{aligned} y_t &= (\Phi_1^* + \delta_{11})y_{t-1} + (\Phi_2^* + \delta_{12})y_{t-2} + \dots + (\Phi_p^* + \delta_{1p})y_{t-p} \\ &\quad + (\Theta_1^* + \delta_{21})a_{t-1} + \dots + (\Theta_q^* + \delta_{2q})a_{t-q} + a_t \end{aligned}$$

a.s., since $\delta^\top z_t = 0$ a.s. It follows from (25) that $\beta \in \mathcal{E}_{p,q}(\Pi(L))$, proving $\tilde{\mathcal{E}}_{p,q}(\Pi(L)) \subseteq \mathcal{E}_{p,q}(\Pi(L))$. □

A.2 Optimization-based identification

Consider the convex minimization problem

$$\mathcal{C}^* = \arg \min_{x \in \mathcal{L}} f(x)$$

where $f : \mathbb{R}^n \rightarrow [0, \infty)$ is a convex function and $\mathcal{L} \subseteq \mathbb{R}^n$ is an affine space. We assume that \mathcal{C}^* is non-empty (i.e. the minimum is attained) and let

$$x^* = \arg \min_{x \in \mathcal{L}} \|x\|^2 \text{ s.t. } x \in \mathcal{C}^*,$$

which is unique since this is a strongly convex problem.

Defining $f(x, \alpha) = f(x) + \frac{\alpha}{2} \|x\|^2$, we see that $f(\cdot, \alpha)$ is α -strongly convex for each $\alpha > 0$ and therefore

there is a unique minimizer

$$x_\alpha := \arg \min_{x \in \mathcal{L}} f(x, \alpha).$$

Theorem 2. *The sequence of minimizers of $f(\cdot, \alpha)$ converge, as $\alpha \rightarrow 0^+$, to the unique minimizer of $f(\cdot)$ that has smallest ℓ_2 -norm: $\lim_{\alpha \rightarrow 0^+} x_\alpha = x^*$.*

Proof. We begin with a lemma.

Lemma 1.

$$\lim_{\alpha \rightarrow 0^+} \frac{f(x_\alpha, \alpha) - f(x^*, \alpha)}{\alpha} = 0.$$

Proof. By definition of x^* ,

$$\|x^*\|^2 = \min_{x \in \mathcal{L}} \|x\|^2 \text{ s.t. } f(x) \leq f^*,$$

where $f^* = \min_{x \in \mathcal{L}} f(x)$. This can be equivalently expressed (see, e.g., Boyd and Vandenberghe (2004)) as

$$\|x^*\|^2 = \min_{x \in \mathcal{L}} \sup_{\lambda \geq 0} L(x; \lambda)$$

where

$$L(x; \lambda) = \|x\|^2 + \lambda(f(x) - f^*) = \lambda[f(x, 2/\lambda) - f^*].$$

By strong duality (Slater's condition holds since $\mathcal{C}^* \neq \emptyset$), we can interchange the “min” and the “sup”:

$$\|x^*\|^2 = \sup_{\lambda \geq 0} g(\lambda),$$

where $g(\lambda) = \min_{x \in \mathcal{L}} L(x; \lambda)$. Now, for $\bar{\lambda} > \lambda \geq 0$,

$$\begin{aligned} g(\bar{\lambda}) &= \min_{x \in \mathcal{L}} L(x, \bar{\lambda}) \\ &= \min_{x \in \mathcal{L}} \{L(x, \lambda) + (\bar{\lambda} - \lambda)[f(x) - f^*]\} \\ &\geq \min_{x \in \mathcal{L}} L(x, \lambda) + (\bar{\lambda} - \lambda) \min_{x \in \mathcal{L}} [f(x) - f^*] \\ &\geq g(\lambda). \end{aligned}$$

Thus, g is a non-decreasing function, and

$$\lim_{\lambda \rightarrow \infty} g(\lambda) = \sup_{\lambda \geq 0} g(\lambda) = \|x^*\|^2.$$

Now,

$$\|x^*\|^2 = \lim_{\lambda \rightarrow \infty} g(\lambda) = \lim_{\lambda \rightarrow \infty} \{\lambda[f(x_{2/\lambda}, 2/\lambda) - f^*]\} = \lim_{\alpha \rightarrow 0^+} (2/\alpha)[f(x_\alpha, \alpha) - f^*]$$

or, subtracting $\|x^*\|^2$ from both sides,

$$0 = \lim_{\alpha \rightarrow 0^+} (2/\alpha)[f(x_\alpha, \alpha) - f(x^*, \alpha)].$$

□

By α -strong convexity of $f(\cdot, \alpha)$,

$$f(y, \alpha) \geq f(x_\alpha, \alpha) + \frac{\alpha}{2} \|x_\alpha - y\|^2 \quad (26)$$

for any $y \in \mathcal{L}$.

Applying this with $y = x^*$ gives

$$f(x^*, \alpha) \geq f(x_\alpha, \alpha) + \frac{\alpha}{2} \|x_\alpha - x^*\|^2$$

or

$$\|x_\alpha - x^*\|^2 \leq (2/\alpha)[f(x^*, \alpha) - f(x_\alpha, \alpha)].$$

Taking the limit of both sides, Lemma 1 gives

$$\lim_{\alpha \rightarrow 0} \|x_\alpha - x^*\|^2 \leq 0.$$

Thus,

$$\lim_{\alpha \rightarrow 0} x_\alpha = x^*.$$

□

The above results are now easily applied to prove Theorem 1.

Proof of Theorem 1. Denote $x = (\Phi, \Theta)$. Consider the convex function $f(x) = \mathcal{P}_{\text{AR}}(\Phi) + \mathcal{P}_{\text{MA}}(\Theta)$, and the affine space \mathcal{L} in which $\Phi(L) = \Theta(L)\Pi(L)$ holds. It follows from Theorem 2 that $\lim_{\alpha \rightarrow 0^+} (\Phi^{(\alpha)}, \Theta^{(\alpha)}) = (\Phi^{(0)}, \Theta^{(0)})$. □

B Key Technical Ingredients

Proof of Proposition 4.1. In order to obtain a high probability concentration bound, we first state a generalized version of Proposition 2.4(b) in (Basu and Michailidis, 2015), allowing for correlation between the two

time series. The proof follows along the same line, only replacing $(2/n) \sum_{t=1}^n w^t z^t$ with $(2/n) \sum_{t=1}^n w^t z^t - \text{Cov}(z^t, w^t)$ in the left hand side of the first equation in their proof.

Let $\{X_t\}_{t \in \mathbb{Z}}$ and $\{Y_t\}_{t \in \mathbb{Z}}$ be two d -dimensional stationary Gaussian centered time series, with autocovariance function $\Gamma_{X,Y}(h) = \text{cov}(X_t, Y_{t+h}) = \mathbb{E}[X_t Y_{t+h}^\top]$ and cross-spectral density $f_{X,Y}$. Assume the process $Z_t = [X_t^\top : Y_t^\top]^\top$ is stable so that it has bounded cross-spectrum $\|f_{X,Y}\| < \infty$. Let \mathcal{X} and \mathcal{Y} be $T \times d$ data matrices, with rows corresponding to consecutive observations from the time series $\{X_t\}$ and $\{Y_t\}$, respectively. Then, for any $u, v \in \mathbb{R}^d$ with $\|u\| \leq 1$, $\|v\| \leq 1$, and any $\eta > 0$, we have

$$\mathbb{P} \left[|u^\top (\mathcal{X}^\top \mathcal{Y} / T - \Gamma_{X,Y}(0)) v| > 2\pi [\|f_{X,Y}\| + \|f_X\| + \|f_Y\|] \eta \right] \quad (27)$$

is at most $6 \exp[-cT \min\{\eta, \eta^2\}]$ for some universal constant $c > 0$.

Next, we use the fact that $\|f_{X,Y}\|^2$ is at most $\|f_X\| \|f_Y\|$, so that $\|f_{X,Y}\| + \|f_X\| + \|f_Y\|$ is at most $3 \max\{\|f_X\|, \|f_Y\|\}$.

By definition of X_t and Y_t , the spectral densities take the form

$$\begin{aligned} f_X(\theta) &= \mathcal{A}(e^{i\theta}) f_y(\theta) \mathcal{A}^*(e^{i\theta}), \\ f_Y(\theta) &= \mathcal{B}(e^{i\theta}) f_y(\theta) \mathcal{B}^*(e^{i\theta}), \\ f_{X,Y}(\theta) &= \mathcal{A}(e^{i\theta}) f_y(\theta) \mathcal{B}^*(e^{i\theta}). \end{aligned}$$

This implies

$\|f_X\| \leq \|\mathcal{A}\|^2 \|f_y\|$, $\|f_Y\| \leq \|\mathcal{B}\|^2 \|f_y\|$ and $\|f_{X,Y}\| \leq \|\mathcal{A}\| \|\mathcal{B}\| \|f_y\| < \infty$, so that the above concentration bound can be applied.

Plugging in these upper bounds into the above concentration inequality, we prove the first part of our proposition.

In order to prove the second part, we set $\eta = A\sqrt{(\log d^2)/T}$ and take union bound of the event in (27) over d^2 choices of $u, v \in \{e_1, \dots, e_d\}$, the set of canonical unit vectors in \mathbb{R}^d . Since $T \gtrsim \log d$, we have $\min\{\eta, \eta^2\} = \eta^2$ so that the above inequality implies

$$\mathbb{P} \left[\|\mathcal{X}^\top \mathcal{Y} / T\|_\infty > \|\Gamma_{X,Y}(0)\|_\infty + 6\pi A \|f_y\| \max\{\|\mathcal{A}\|^2, \|\mathcal{B}\|^2\} \sqrt{2 \log d / T} \right]$$

is at most $6d^2 \exp[-cA^2 \log d^2] = 6 \exp[-(cA^2 - 1) \log d^2]$.

Next, in order to get an upper bound on $\|\Gamma_{X,Y}(0)\|_\infty$, note that

$$\begin{aligned}
\Gamma_{X,Y}(0) &= \text{Cov}(\mathcal{A}(L)y_t, \mathcal{B}(L)y_t) \\
&= \sum_{\ell \geq 0} \sum_{m \geq 0} A_\ell \Gamma(\ell - m) B_m^\top \\
&= \int_{-\pi}^{\pi} \sum_{\ell \geq 0} \sum_{m \geq 0} e^{i(\ell - m)\theta} A_\ell f(\theta) B_m^\top d\theta \\
&= \sum_{m \geq 0} \left[\int_{-\pi}^{\pi} \left(\sum_{\ell \geq 0} A_\ell e^{i\ell\theta} \right) f(\theta) e^{-im\theta} d\theta \right] B_m^\top.
\end{aligned}$$

Therefore,

$$\|\Gamma_{X,Y}(0)\|_\infty \leq \|\Gamma_{X,Y}(0)\| \leq 2\pi \|\mathcal{A}\| \|f_y\| \|\mathcal{B}\|_{2,1}.$$

□

Remark. Note that the bound on $\|\Gamma_{X,Y}(0)\|$ may be improved using information on the dependence between X_t and Y_t . For instance, if we consider $X_t = y_{t-\ell}$ and $Y_t = y_t$, then we can expect that $\Gamma_{X,Y}(0)$, the covariance between X_t and Y_t , will decay with larger ℓ , but our bound does not. A tighter bound on $\|\Gamma_{X,Y}(0)\|$ can potentially be obtained using special structures of X_t and Y_t , as in our proof of Proposition 4.6.

Proof of Proposition 4.2. Let $\mathcal{C}(L) = \sum_{\ell \geq 0} C_\ell L^\ell$ be a potentially infinite order $d \times d$ matrix-valued lag polynomial. The autocovariance function of the process $\{z_t\}$ takes the form

$$\Gamma_z(h) = \text{Cov}(z_t, z_{t+h}) = \text{Cov} \left(\begin{bmatrix} y_{t-1} \\ \vdots \\ y_{t-p} \\ \mathcal{C}(L)y_{t-1} \\ \vdots \\ \mathcal{C}(L)y_{t-q} \end{bmatrix}, \begin{bmatrix} y_{t-1+h} \\ \vdots \\ y_{t-p+h} \\ \mathcal{C}(L)y_{t-1+h} \\ \vdots \\ \mathcal{C}(L)y_{t-q+h} \end{bmatrix} \right).$$

The $d(p+q) \times d(p+q)$ matrix on the right can be partitioned into four blocks. Since $\|\Gamma_y(h)\| \leq 2\pi \|f_y\| < \infty$ for all $h \in \mathbb{Z}$, and $\|\mathcal{C}\|_{2,1} = \sum_{\ell \geq 0} \|C_\ell\| < \infty$, using dominated convergence theorem we can express the four blocks as follows.

1. *Block (1,1), size $dp \times dp$:* consists of p^2 submatrices of size $d \times d$ each, the $(r, s)^{th}$ submatrix given by $\text{Cov}(y_{t-r}, y_{t-s+h}) = \Gamma_y(r - s + h)$, for $1 \leq r, s \leq p$;
2. *Block (1,2), size $dp \times dq$:* consists of pq submatrices of size $d \times d$ each, the $(r, s)^{th}$ submatrix given by $\text{Cov}\left(y_{t-r}, \sum_{\ell \geq 0} C_\ell y_{t-s+h-\ell}\right) = \sum_{\ell \geq 0} \Gamma_y(r - s + h - \ell) C_\ell^\top$, for $1 \leq r \leq p$, $1 \leq s \leq q$;

3. *Block (2,1)*, size $dq \times dp$: consists of pq submatrices of size $d \times d$ each, the $(r, s)^{th}$ submatrix given by $\text{Cov} \left(\sum_{\ell \geq 0} C_\ell y_{t-r-\ell}, y_{t-s+h} \right) = \sum_{\ell \geq 0} C_\ell \Gamma_y(r-s+h+\ell)$, for $1 \leq r \leq q$, $1 \leq s \leq p$;

4. *Block (2,2)*, size $dq \times dq$: consists of q^2 submatrices of size $d \times d$ each, the $(r, s)^{th}$ submatrix given by $\text{Cov} \left(\sum_{\ell \geq 0} C_\ell y_{t-r-\ell}, \sum_{\ell' \geq 0} C_{\ell'} y_{t-s+h-\ell'} \right) = \sum_{\ell, \ell' \geq 0} C_\ell \Gamma_y(h+r-s+\ell-\ell') C_{\ell'}$, for $1 \leq r, s \leq q$.

Similarly, the spectral density $f_z(\theta) = (1/2\pi) \sum_{h=-\infty}^{\infty} \Gamma_z(h) e^{-ih\theta}$, for any $\theta \in [-\pi, \pi]$ can be partitioned into four blocks as follows:

Block (1,1): the $(r, s)^{th}$ submatrix, for $1 \leq r \leq p$, $1 \leq s \leq q$, is given by

$$\frac{1}{2\pi} \sum_{h=-\infty}^{\infty} \Gamma_y(h+r-s) e^{-ih\theta} = e^{i(r-s)\theta} f_y(\theta)$$

Block (1,2): the $(r, s)^{th}$ submatrix, for $1 \leq r \leq p$, $1 \leq s \leq q$, is given by

$$\begin{aligned} & \frac{1}{2\pi} \sum_{h=-\infty}^{\infty} \sum_{\ell \geq 0} \Gamma_y(r-s+h-\ell) C_\ell^\top e^{-ih\theta} \\ &= \sum_{\ell \geq 0} \left[\frac{1}{2\pi} \sum_{h=-\infty}^{\infty} \Gamma_y(r-s+h-\ell) e^{-i(r-s+h-\ell)\theta} \right] C_\ell^\top e^{i(r-s-\ell)\theta} \\ &= f_y(\theta) \mathcal{C}^*(e^{i\theta}) e^{i(r-s)\theta}. \end{aligned}$$

Block (2,1): the $(r, s)^{th}$ submatrix, for $1 \leq r \leq q$, $1 \leq s \leq p$ is given by

$$\begin{aligned} & \frac{1}{2\pi} \sum_{\ell \geq 0} C_\ell \Gamma_y(r-s+h+\ell) e^{-ih\theta} \\ &= \sum_{\ell \geq 0} \left[\frac{1}{2\pi} \sum_{h=-\infty}^{\infty} \Gamma_y(r-s+h+\ell) e^{-i(h+r-s+\ell)\theta} \right] e^{i(r-s+\ell)\theta} \\ &= e^{i(r-s)\theta} \left(\sum_{\ell \geq 0} C_\ell e^{i\ell\theta} \right) f_y(\theta) = e^{i(r-s)\theta} \mathcal{C}(e^{i\theta}) f_y(\theta). \end{aligned}$$

Block (2,2): the $(r, s)^{th}$ submatrix, for $1 \leq r \leq q$, $1 \leq s \leq q$ is given by

$$\begin{aligned} & \frac{1}{2\pi} \sum_{h=-\infty}^{\infty} \sum_{\ell, \ell' \geq 0} C_\ell \Gamma_y(h+r-s+\ell-\ell') C_{\ell'}^\top e^{-ih\theta} \\ &= \sum_{\ell, \ell' \geq 0} C_\ell \left(\frac{1}{2\pi} \sum_{h=-\infty}^{\infty} \Gamma_y(h+r-s+\ell-\ell') e^{-i(h+r-s+\ell-\ell')\theta} \right) C_{\ell'}^\top e^{i(r-s+\ell-\ell')\theta} \\ &= e^{i(r-s)\theta} \left(\sum_{\ell \geq 0} C_\ell e^{i\ell\theta} \right) f_y(\theta) \left(\sum_{\ell' \geq 0} C_{\ell'}^\top e^{-i\ell'\theta} \right) = e^{i(r-s)\theta} \mathcal{C}(e^{i\theta}) f_y(\theta) \mathcal{C}^*(e^{i\theta}). \end{aligned}$$

Let v_p and v_q denote the vectors $[e^{i\theta}, \dots, e^{ip\theta}]^\top$ and $[e^{i\theta}, \dots, e^{iq\theta}]^\top$ respectively. Then the four blocks

of $f_z(\theta)$ can be expressed as $(v_p v_p^*) \otimes f_y(\theta)$, $(v_p v_q^*) \otimes (f_y(\theta) \mathcal{C}^*(e^{i\theta}))$, $(v_q v_p^*) \otimes (\mathcal{C}(e^{i\theta}) f_y(\theta))$ and $(v_q v_q^*) \otimes (\mathcal{C}(e^{i\theta}) f_y(\theta) \mathcal{C}^*(e^{i\theta}))$ respectively. Since $\|v_p\| = \sqrt{v_p^* v_p} = \sqrt{p}$, and $\|v_q\| = \sqrt{q}$, and $\|A \otimes B\| = \|A\| \|B\|$, by the norm compression inequality we obtain

$$\begin{aligned} \|f_z\| &\leq \left\| \begin{bmatrix} p \|f_y\| & \sqrt{pq} \|f_y\| \|\mathcal{C}\| \\ \sqrt{pq} \|f_y\| \|\mathcal{C}\| & q \|f_y\| \|\mathcal{C}\|^2 \end{bmatrix} \right\| \\ &= \|f_y\| (p + q \|\mathcal{C}\|^2). \end{aligned}$$

□

Proof of Proposition 4.3. Set $\hat{\beta} \leftarrow \hat{\beta}^{(\alpha)}$, and define $\beta_P^* := \mathcal{P}_{\mathcal{S}}(\hat{\beta})$, the projection of $\hat{\beta}$ onto the affine space $\mathcal{S} := \{\beta : \Sigma\beta = \rho\}$. Note that $\beta^* \in \mathcal{S}$. Set $v = \hat{\beta} - \beta^*$, $v_1 = \hat{\beta} - \beta_P^*$, $v_2 = \beta_P^* - \beta^*$. Then $v_2 \in \mathcal{N}(\Sigma)$, $v_1 \perp \mathcal{N}(\Sigma)$, and $\|v\|^2 = \|v_1\|^2 + \|v_2\|^2$. Consider

$$\hat{\beta} \in \arg \min_{\beta \in \mathbb{R}^d} \frac{1}{n} \|Y - X\beta\|^2 + \lambda \left(\|\beta\|_1 + \frac{\alpha}{2} \|\beta\|^2 \right) \text{ subject to } \|\beta\|_1 \leq M$$

where $M \geq \|\beta^*\|_1$.

Start with the basic inequality

$$\frac{1}{n} \|Y - X\hat{\beta}\|^2 + \lambda \left(\|\hat{\beta}\|_1 + \frac{\alpha}{2} \|\hat{\beta}\|^2 \right) \leq \frac{1}{n} \|Y - X\beta^*\|^2 + \lambda \left(\|\beta^*\|_1 + \frac{\alpha}{2} \|\beta^*\|^2 \right)$$

This implies

$$\frac{1}{n} \|Xv\|^2 - \frac{2}{n} v^\top X^\top \varepsilon \leq \lambda \left[(\|\beta^*\|_1 - \|\beta^* + v\|_1) + \frac{\alpha}{2} (\|\beta^*\|^2 - \|\beta^* + v\|^2) \right]$$

Since $\|X^\top \varepsilon / n\|_\infty \leq \lambda/2$, moving the second term to the right we get

$$v^\top (X^\top X / n) v \leq \lambda \|v\|_1 + \lambda \left[(\|\beta^*\|_1 - \|\beta^* + v\|_1) + \frac{\alpha}{2} (\|\beta^*\|^2 - \|\beta^* + v\|^2) \right],$$

which in turn implies, by triangle inequality,

$$v^\top (X^\top X / n) v \leq \lambda \left[2\|\beta^*\|_1 + \frac{\alpha}{2} \|\beta^*\|^2 \right] \leq \lambda [2M + \alpha M^2 / 2].$$

This implies

$$\begin{aligned} v^\top \Sigma v &= v^\top (\Sigma - X^\top X / n) v + v^\top (X^\top X / n) v \\ &\leq \|\Sigma - X^\top X / n\|_\infty \|v\|_1^2 + \lambda [2M + \alpha M^2 / 2] \\ &\leq 4q_n M^2 + \lambda [2M + \alpha M^2 / 2], \text{ since } \|v\|_1 \leq \|\hat{\beta}\|_1 + \|\beta^*\|_1 \leq 2M. \end{aligned}$$

By the orthogonal decomposition $v = v_1 + v_2$, we have

$$v^\top \Sigma v = v_1^\top \Sigma v_1 \geq \Lambda_{\min}^+(\Sigma) \|v_1\|^2.$$

Combining the above two inequalities,

$$\|v_1\|^2 = \|\hat{\beta} - \beta_P^*\|^2 \leq \frac{4q_n M^2 + \lambda [2M + \alpha M^2/2]}{\Lambda_{\min}^+(\Sigma)}.$$

□

Proof of Proposition 4.4. We restate Proposition 4.4 in a fuller form than in the main paper.

Proposition B.1. *Let $\Sigma \in \mathbb{R}^{\bar{d} \times \bar{d}}$ be a non-negative definite matrix with $\Lambda_{\min}(\Sigma) = 0$ and let $\rho \in \mathbb{R}^{\bar{d}}$ be in the column space of Σ . Consider the linear regression model $y_{N \times 1} = X_{N \times \bar{d}} \beta_{\bar{d} \times 1}^{*(\alpha)} + \varepsilon_{N \times 1}$ with identified target*

$$\beta^{*(\alpha)} := \arg \min_{\beta} \{f_{\alpha}(\beta) \text{ s.t. } \Sigma \beta = \rho\},$$

where $f_{\alpha}(\beta) := \|\beta\|_1 + (\alpha/2)\|\beta\|^2$, and let

$$\hat{\beta}^{(\alpha)} := \arg \min_{\beta} \left\{ f_{\alpha}(\beta) \text{ s.t. } \frac{1}{n} \|y - X\beta\|^2 \leq A_n, \quad \|\beta\|_1 \leq M \right\}$$

be the estimator. On the event

$$\mathcal{E} := \left\{ \left\| X^\top X/n - \Sigma \right\|_{\infty} \leq q_n, \frac{1}{n} \|X^\top \varepsilon\|_{\infty} \leq r_n, \left| \frac{1}{n} \|\varepsilon\|^2 - \sigma^2 \right| \leq s_n \right\}$$

and choosing $A_n = \sigma^2 + s_n$ and $M \geq \|\beta^{*(\alpha)}\|_1$, the following holds:

$$\left\| \hat{\beta}^{(\alpha)} - \beta^{*(\alpha)} \right\|^2 \leq 2v_n + 2(\sqrt{\bar{d}}/\alpha + M)v_n^{1/2},$$

where $v_n := \frac{4Mr_n + 2s_n + 4M^2q_n}{\Lambda_{\min}^+(\Sigma)}$ and $\Lambda_{\min}^+(\Sigma)$ is the smallest non-zero eigenvalue of Σ .

The estimator can be written as

$$\hat{\beta}^{(\alpha)} := \arg \min_{\beta} \{f_{\alpha}(\beta) \text{ s.t. } \beta \in \mathcal{A}_n, \quad \|\beta\|_1 \leq M\}, \quad (28)$$

where $\mathcal{A}_n = \{\beta : \frac{1}{n} \|y - X\beta\|^2 \leq A_n\}$. Our proof consists of a series of lemmas. We begin by relating the estimator's constraint set to the equivalence class of parameters that could have generated the data.

Lemma B.1. *If $A_n \geq \sigma^2 + s_n$, then $\beta^{*(\alpha)} \in \mathcal{A}_n$ on the event \mathcal{E} .*

Proof. By the triangle inequality,

$$\frac{1}{n}\|y - X\beta^{*(\alpha)}\|^2 = \frac{1}{n}\|\varepsilon\|^2 \leq \sigma^2 + s_n.$$

□

Our next lemma is a result about our estimator's in-sample prediction performance.

Lemma B.2. *If we choose $A_n = \sigma^2 + s_n$, then on the event \mathcal{E} ,*

$$\frac{1}{n}\|X(\hat{\beta}^{(\alpha)} - \beta^{*(\alpha)})\|^2 \leq 4Mr_n + 2s_n.$$

Proof. We rewrite the inequality $\frac{1}{n}\|y - X\hat{\beta}^{(\alpha)}\|^2 \leq A_n$ as

$$\|X(\hat{\beta}^{(\alpha)} - \beta^{*(\alpha)})\|^2 \leq n(A_n - \frac{1}{n}\|\varepsilon\|^2) + 2\varepsilon^\top X(\beta^{*(\alpha)} - \hat{\beta}^{(\alpha)}).$$

Our choice of A_n means that

$$A_n - \frac{1}{n}\|\varepsilon\|^2 = \sigma^2 + s_n - \frac{1}{n}\|\varepsilon\|^2 \leq \left| \sigma^2 - \frac{1}{n}\|\varepsilon\|^2 \right| + s_n.$$

On the event \mathcal{E} , we know that this is bounded by $2s_n$. Thus,

$$\|X(\hat{\beta}^{(\alpha)} - \beta^{*(\alpha)})\|^2 \leq 2ns_n + 2\varepsilon^\top X(\beta^{*(\alpha)} - \hat{\beta}^{(\alpha)}).$$

Furthermore,

$$\|X(\hat{\beta}^{(\alpha)} - \beta^{*(\alpha)})\|^2 \leq 2ns_n + 2\|X^\top \varepsilon\|_\infty \cdot \|\beta^{*(\alpha)} - \hat{\beta}^{(\alpha)}\|_1.$$

Dividing both sides by n and recalling the definition of r_n (through the event \mathcal{E}) gives

$$\frac{1}{n}\|X(\hat{\beta}^{(\alpha)} - \beta^{*(\alpha)})\|^2 \leq 2s_n + 2r_n\|\beta^{*(\alpha)} - \hat{\beta}^{(\alpha)}\|_1.$$

The triangle inequality and recalling that both vectors are bounded by M in ℓ_1 norm gives

$$\frac{1}{n}\|X(\hat{\beta}^{(\alpha)} - \beta^{*(\alpha)})\|^2 \leq 4Mr_n + 2s_n.$$

□

Our next lemma extends this prediction result from X to $\Sigma^{1/2}$.

Lemma B.3. *If we choose $A_n = \sigma^2 + s_n$, then on the event \mathcal{E} ,*

$$\|\Sigma^{1/2}(\hat{\beta}^{(\alpha)} - \beta^{*(\alpha)})\|^2 \leq 4Mr_n + 2s_n + 4M^2q_n.$$

Proof. Writing

$$\|\Sigma^{1/2}(\hat{\beta}^{(\alpha)} - \beta^{*(\alpha)})\|^2 = \frac{1}{n} \|X(\hat{\beta}^{(\alpha)} - \beta^{*(\alpha)})\|^2 + (\hat{\beta}^{(\alpha)} - \beta^{*(\alpha)})^\top (\Sigma - \frac{1}{n} X^T X)(\hat{\beta}^{(\alpha)} - \beta^{*(\alpha)}),$$

we apply Lemma B.2 to get

$$\|\Sigma^{1/2}(\hat{\beta}^{(\alpha)} - \beta^{*(\alpha)})\|^2 \leq 4Mr_n + 2s_n + (\hat{\beta}^{(\alpha)} - \beta^{*(\alpha)})^\top (\Sigma - \frac{1}{n} X^T X)(\hat{\beta}^{(\alpha)} - \beta^{*(\alpha)}).$$

Now, for a matrix A , $v^\top Av = \sum_{ij} v_i A_{ij} v_j \leq \|A\|_\infty \sum_{ij} |v_i| |v_j| = \|A\|_\infty \|v\|_1^2$, and recalling the definition of q_n (through the event \mathcal{E}) we have

$$\|\Sigma^{1/2}(\hat{\beta}^{(\alpha)} - \beta^{*(\alpha)})\|^2 \leq 4Mr_n + 2s_n + q_n \|\hat{\beta}^{(\alpha)} - \beta^{*(\alpha)}\|_1^2.$$

The result follows by the triangle inequality and that both vectors are bounded by M in ℓ_1 norm. \square

At this point, we move from prediction bounds to estimation bounds. Our next step is to translate the previous result to a statement about our estimator not being too far from the set of possible parameters that generated our data, that is the affine space $\{\beta : \Sigma\beta = \rho\}$.

Lemma B.4. *Let $\hat{\beta}_P^{(\alpha)}$ denote the projection of $\hat{\beta}^{(\alpha)}$ onto the affine subspace $\{\beta : \Sigma\beta = \rho\}$:*

$$\hat{\beta}_P^{(\alpha)} := \arg \min_{\beta} \left\{ \|\hat{\beta}^{(\alpha)} - \beta\|^2 \text{ s.t. } \Sigma\beta = \rho \right\}.$$

If we choose $A_n = \sigma^2 + s_n$, then on the event \mathcal{E} ,

$$\|\hat{\beta}^{(\alpha)} - \hat{\beta}_P^{(\alpha)}\|^2 \leq v_n,$$

where

$$v_n := \frac{4Mr_n + 2s_n + 4M^2q_n}{\Lambda_{\min}^+(\Sigma)}$$

and $\Lambda_{\min}^+(\Sigma)$ is the smallest non-zero eigenvalue of Σ .

Proof. The distance of $\hat{\beta}^{(\alpha)}$ to the affine space is given by

$$\begin{aligned}\|\hat{\beta}^{(\alpha)} - \hat{\beta}_P^{(\alpha)}\|^2 &= \min_{\beta} \left\{ \|\hat{\beta}^{(\alpha)} - \beta\|^2 \text{ s.t. } \Sigma\beta = \rho \right\} \\ &= \min_{\delta} \left\{ \|\hat{\beta}^{(\alpha)} - \beta^{*(\alpha)} - \delta\|^2 \text{ s.t. } \Sigma\delta = 0 \right\} \\ &= \|\Sigma\Sigma^+(\hat{\beta}^{(\alpha)} - \beta^{*(\alpha)})\|^2\end{aligned}$$

where in the second equality we use that $\Sigma\beta^{*(\alpha)} = \rho$ and in the third equality we use that the row space and null space are orthogonal complements and therefore the residual after projecting onto the null space is equivalent to the projection onto the row space of Σ (and here the row space and column space are identical). Now, $\Sigma\Sigma^+ = (\Sigma^{1/2})^+\Sigma^{1/2}$ and so

$$\begin{aligned}\|\hat{\beta}^{(\alpha)} - \hat{\beta}_P^{(\alpha)}\|^2 &= \|(\Sigma^{1/2})^+\Sigma^{1/2}(\hat{\beta}^{(\alpha)} - \beta^{*(\alpha)})\|^2 \\ &\leq \|(\Sigma^{1/2})^+\|^2 \|\Sigma^{1/2}(\hat{\beta}^{(\alpha)} - \beta^{*(\alpha)})\|^2 \\ &\leq \|\Sigma^{1/2}(\hat{\beta}^{(\alpha)} - \beta^{*(\alpha)})\|^2 / \Lambda_{\min}^+(\Sigma).\end{aligned}$$

The result follows from the previous lemma. \square

At this point, we have bounded the distance between our estimator and the identified target in the direction orthogonal to the affine space. The remainder of the proof of the proposition is aimed at bounding the distance along the affine space. To do so, we make use of the strong convexity of the objective function f_{α} .

Lemma B.5. *Under the same setup and conditions as the previous lemma,*

$$f_{\alpha}(\hat{\beta}_P^{(\alpha)}) - f_{\alpha}(\hat{\beta}^{(\alpha)}) \leq (\sqrt{d} + \alpha M)v_n^{1/2} + \frac{\alpha}{2}v_n,$$

where v_n is defined in Lemma B.4.

Proof. By the triangle inequality, $\|\hat{\beta}_P^{(\alpha)}\|_1 - \|\hat{\beta}^{(\alpha)}\|_1 \leq \|\hat{\beta}_P^{(\alpha)} - \hat{\beta}^{(\alpha)}\|_1$ and $\|\hat{\beta}_P^{(\alpha)}\| \leq \|\hat{\beta}^{(\alpha)}\| + \|\hat{\beta}_P^{(\alpha)} - \hat{\beta}^{(\alpha)}\|$. Squaring this second inequality gives

$$\begin{aligned}\|\hat{\beta}_P^{(\alpha)}\|^2 &\leq \|\hat{\beta}^{(\alpha)}\|^2 + \|\hat{\beta}_P^{(\alpha)} - \hat{\beta}^{(\alpha)}\|^2 + 2\|\hat{\beta}^{(\alpha)}\| \cdot \|\hat{\beta}_P^{(\alpha)} - \hat{\beta}^{(\alpha)}\| \\ &\leq \|\hat{\beta}^{(\alpha)}\|^2 + \|\hat{\beta}_P^{(\alpha)} - \hat{\beta}^{(\alpha)}\|^2 + 2M\|\hat{\beta}_P^{(\alpha)} - \hat{\beta}^{(\alpha)}\|\end{aligned}$$

Thus,

$$\begin{aligned}f_{\alpha}(\hat{\beta}_P^{(\alpha)}) - f_{\alpha}(\hat{\beta}^{(\alpha)}) &\leq \|\hat{\beta}_P^{(\alpha)} - \hat{\beta}^{(\alpha)}\|_1 + \frac{\alpha}{2} \left(\|\hat{\beta}_P^{(\alpha)} - \hat{\beta}^{(\alpha)}\|^2 + 2M\|\hat{\beta}_P^{(\alpha)} - \hat{\beta}^{(\alpha)}\| \right) \\ &\leq (\sqrt{d} + \alpha M)\|\hat{\beta}_P^{(\alpha)} - \hat{\beta}^{(\alpha)}\| + \frac{\alpha}{2}\|\hat{\beta}_P^{(\alpha)} - \hat{\beta}^{(\alpha)}\|^2.\end{aligned}$$

The result follows from the previous lemma. \square

Lemma B.6. *Let $\hat{\beta}_P^{(\alpha)}$ be the projection of $\hat{\beta}^{(\alpha)}$ onto $\{\beta : \Sigma\beta = \rho\}$. If we choose $A_n = \sigma^2 + s_n$ and $M \geq \|\beta^{*(\alpha)}\|_1$, then on the event \mathcal{E} ,*

$$\|\hat{\beta}_P^{(\alpha)} - \beta^{*(\alpha)}\|^2 \leq 2(\sqrt{d}/\alpha + M)v_n^{1/2} + v_n,$$

where $v_n := \frac{4Mr_n + 2s_n + 4M^2q_n}{\Lambda_{\min}^+(\Sigma)}$.

Proof. By α -strong convexity of f_α and the definition of $\beta^{*(\alpha)}$, we have that for any γ such that $\Sigma\gamma = \rho$,

$$f_\alpha(\gamma) \geq f_\alpha(\beta^{*(\alpha)}) + \frac{\alpha}{2}\|\gamma - \beta^{*(\alpha)}\|^2$$

Substituting $\hat{\beta}_P^{(\alpha)}$ for γ and rearranging terms gives

$$\|\hat{\beta}_P^{(\alpha)} - \beta^{*(\alpha)}\|^2 \leq (2/\alpha) \left[f_\alpha(\hat{\beta}_P^{(\alpha)}) - f_\alpha(\beta^{*(\alpha)}) \right].$$

By Lemma B.1, $\beta^{*(\alpha)} \in \mathcal{A}_n$ and by assumption $\|\beta^{*(\alpha)}\|_1 \leq M$, thus $\beta^{*(\alpha)}$ is feasible for (28), meaning that $f_\alpha(\hat{\beta}^{(\alpha)}) \leq f_\alpha(\beta^{*(\alpha)})$. Thus,

$$\|\hat{\beta}_P^{(\alpha)} - \beta^{*(\alpha)}\|^2 \leq (2/\alpha) \left[f_\alpha(\hat{\beta}_P^{(\alpha)}) - f_\alpha(\hat{\beta}^{(\alpha)}) \right].$$

We apply the previous lemma to the right-hand side to conclude the proof. \square

The results of Lemma B.4 and Lemma B.6 can now be combined to give the desired estimation result:

$$\begin{aligned} \|\hat{\beta}^{(\alpha)} - \beta^{*(\alpha)}\|^2 &= \|\hat{\beta}^{(\alpha)} - \hat{\beta}_P^{(\alpha)}\|^2 + \|\hat{\beta}_P^{(\alpha)} - \beta^{*(\alpha)}\|^2 \\ &\leq v_n + 2(\sqrt{d}/\alpha + M)v_n^{1/2} + v_n \\ &\leq 2v_n + 2(\sqrt{d}/\alpha + M)v_n^{1/2}. \end{aligned}$$

This establishes the proposition. \square

Lemma B.7 (Controlling $\hat{\varepsilon}_t - \varepsilon_t$). *Let $\{x_t\}$ be a d -dimensional, centered, stable Gaussian time series, and let $z_t = \mathcal{B}(L)(\hat{\varepsilon}_t - \varepsilon_t)$, where $\mathcal{B}(L)$ is a finite order lag polynomial of degree q and $\{\hat{\varepsilon}_t - \varepsilon_t\}$, $t = 1, \dots, n+q$ is a sequence of d -dimensional random vectors satisfying $\sum_{t=1}^{n+q} \|\hat{\varepsilon}_t - \varepsilon_t\|^2 / (n+q) \leq \Delta_\varepsilon^2$ on an event \mathcal{E} such that $\mathbb{P}(\mathcal{E}) \geq 1 - c_0 \exp[-(c_1 A^2 - 1) \log d^2 \tilde{p}]$. Also, let $\{w_t\}_{t=1-j}^{n-j}$ be a sequence of random vectors given by $w_t = \hat{\varepsilon}_{t-j} - \varepsilon_{t-j}$, for some $j \in \{1, \dots, q\}$. Consider data matrices \mathcal{X}, \mathcal{Z} and \mathcal{W} containing n consecutive observations from the time series x_t, z_t and w_t respectively, and assume $n \gtrsim \log(d^2 \tilde{p})$. Then there exist constants $c_i > 0$ such that for any two unit vectors $u, v \in \mathbb{S}^{d-1}$, each of the following statements holds with probability at least $1 - c_0 \exp[-(c_1 A^2 - 1) \log d^2 \tilde{p}]$:*

- (i) $|u^\top (\mathcal{X}^\top \mathcal{Z}/n) v| \leq \left[2\pi \|f_x\| \left(1 + A \sqrt{\log d^2 \tilde{p}/n} \right) \right]^{1/2} \sqrt{(1+q/n)} \Delta_\varepsilon \|\mathcal{B}\|_{2,1};$
- (ii) $|u^\top (\mathcal{W}^\top \mathcal{Z}/n) v| \leq (1+q/n) \Delta_\varepsilon^2 \|\mathcal{B}\|_{2,1}.$

Proof. In order to prove (i), note that

$$\begin{aligned} u^\top (\mathcal{X}^\top \mathcal{Z}/n) v &= \frac{1}{n} \sum_{t=1}^n (u^\top x_t) \left[v^\top \sum_{k=0}^q B_k (\hat{\varepsilon}_{t-k} - \varepsilon_{t-k}) \right] \\ &= \sum_{k=0}^q \frac{1}{n} \sum_{t=1}^n (u^\top x_t) (v^\top B_k (\hat{\varepsilon}_{t-k} - \varepsilon_{t-k})) \\ &\leq \sum_{k=0}^q \left[\frac{1}{n} \sum_{t=1}^n (u^\top x_t)^2 \right]^{1/2} \left[\frac{1}{n} \sum_{t=1}^n (v^\top B_k (\hat{\varepsilon}_{t-k} - \varepsilon_{t-k}))^2 \right]^{1/2}. \end{aligned}$$

Using the concentration inequality in Proposition 2.4 and the upper bound on the spectral norm of population covariance matrix in Proposition 2.3 of Basu and Michailidis (2015), square of the first term in each summand is at most $2\pi \|f_x\| (1 + A \sqrt{\log d^2 \tilde{p}/n})$ with probability at least $1 - c_0 \exp[-(c_1 A^2 - 1) \log d^2 \tilde{p}]$. Also, using the Cauchy-Schwarz inequality, square of the second term in the k^{th} summand above satisfies, on the event \mathcal{E} ,

$$\frac{1}{n} \sum_{t=1}^n \left[(v^\top B_k (\hat{\varepsilon}_{t-k} - \varepsilon_{t-k}))^2 \right] \leq \frac{1}{n} \sum_{t=1}^n \|B_k\|^2 \|\hat{\varepsilon}_{t-k} - \varepsilon_{t-k}\|^2 = \|B_k\|^2 (1+q/n) \Delta_\varepsilon^2.$$

Together, this implies $|u^\top (\mathcal{X}^\top \mathcal{Z}/n) v|$ is upper bounded by $2\pi \|f_x\| \sqrt{1+q/n} (1+A \sqrt{\log d^2 \tilde{p}/n})^{1/2} (\sum_{k=0}^q \|B_k\|) \Delta_\varepsilon$ with the specified probability.

In order to prove (ii), note that

$$\begin{aligned} u^\top (\mathcal{W}^\top \mathcal{Z}/n) v &= \frac{1}{n} \sum_{t=1}^n (u^\top (\hat{\varepsilon}_{t-j} - \varepsilon_{t-j})) \left(v^\top \sum_{k=0}^q B_k (\hat{\varepsilon}_{t-k} - \varepsilon_{t-k}) \right) \\ &\leq \sum_{k=0}^q \left[\frac{1}{n} \sum_{t=1}^n (u^\top (\hat{\varepsilon}_{t-j} - \varepsilon_{t-j}))^2 \right]^{1/2} \left[\frac{1}{n} \sum_{t=1}^n (v^\top B_k (\hat{\varepsilon}_{t-k} - \varepsilon_{t-k}))^2 \right]^{1/2}. \end{aligned}$$

Using the argument above, we can check that on the event \mathcal{E} , the square of the first term in each summand is at most $(1+q/n) \Delta_\varepsilon^2$ and the square of the second term in the k^{th} summand is at most $(1+q/n) \|B_k\|^2 \Delta_\varepsilon^2$. Putting things together, the right hand side of the above inequality is bounded above by $(1+q/n) (\sum_{k=0}^q \|B_k\|) \Delta_\varepsilon^2$. \square

Lemma B.8. Consider $\hat{\varepsilon}_t$ and Δ_ε as in Lemma B.7, and Δ_a as defined in (17). Let $\tilde{\mathcal{Z}}$ be a data matrix consisting of n consecutive observations from the time series $[y_{t-1}^\top, y_{t-2}^\top, \dots, y_{t-p}^\top, \hat{\varepsilon}_{t-1}^\top, \hat{\varepsilon}_{t-2}^\top, \dots, \hat{\varepsilon}_{t-q}^\top]^\top$, and \mathcal{Z} a data matrix for $\{z_t\} = [y_{t-1}^\top, y_{t-2}^\top, \dots, y_{t-p}^\top, a_{t-1}^\top, a_{t-2}^\top, \dots, a_{t-q}^\top]^\top$. Assume $n \gtrsim \log(d^2(p+q))$ and $\tilde{p} \geq p+q$. Then there exist universal constants $c_i > 0$ such that for any $u, v \in \mathbb{S}^{d(p+q)-1}$, with probability at

least $1 - c_0 \exp[-(c_1 A^2 - 1) \log d^2(p + q)]$, the following holds:

$$\begin{aligned} \left| u^\top \left(\tilde{\mathcal{Z}}^\top \tilde{\mathcal{Z}}/n - \Gamma_z(0) \right) v \right| &\leq 2\pi \|f_z\| (1 + A\sqrt{\log d^2(p + q)/n}) + q(1 + q/n)\Delta_a^2 \\ &\quad + 2 \left[2\pi \|f_z\| (1 + A\sqrt{\log d^2(p + q)/n}) q(1 + q/n) \right]^{1/2} \Delta_a. \end{aligned}$$

Proof. We begin by re-writing \tilde{z}_t as $z_t + w_t$, where

$w_t = [0^\top, \dots, 0^\top, (\hat{\varepsilon}_{t-1} - a_{t-1})^\top, \dots, (\hat{\varepsilon}_{t-q} - a_{t-q})^\top]^\top$. Then the following decomposition holds:

$$\begin{aligned} \left| u^\top \left(\tilde{\mathcal{Z}}^\top \tilde{\mathcal{Z}}/n - \Gamma_z(0) \right) v \right| &\leq \left| u^\top \left(\mathcal{Z}^\top \mathcal{Z}/n - \Gamma_z(0) \right) v \right| + \left| u^\top \left(\mathcal{Z}^\top \mathcal{W}/n \right) v \right| \\ &\quad + \left| v^\top \left(\mathcal{Z}^\top \mathcal{W}/n \right) u \right| + \left| u^\top \left(\mathcal{W}^\top \mathcal{W}/n \right) v \right|. \end{aligned}$$

Using Proposition 2.4 in Basu and Michailidis (2015), we can obtain a high probability upper bound on the first term on the right hand side in terms of $\|f_z\|$. In order to control the second and third terms, assume $v = [v_1^\top, v_2^\top, \dots, v_{p+q}^\top]^\top$, where each $v_j \in \mathbb{R}^d$, and note that

$$\begin{aligned} \left| u^\top \left(\mathcal{Z}^\top \mathcal{W}/n \right) v \right| &= \left| \frac{1}{n} \sum_{t=1}^n (u^\top z_t)(v^\top w_t) \right| \\ &\leq \left[\frac{1}{n} \sum_{t=1}^n (u^\top z_t)^2 \right]^{1/2} \left[\frac{1}{n} \sum_{t=1}^n (v^\top w_t)^2 \right]^{1/2} \\ &\leq \left[2\pi \|f_z\| (1 + A\sqrt{\log d(p + q)/n}) \right]^{1/2} \left[\sum_{k=0}^q \frac{1}{n} \sum_{t=1}^n (v_{p+k}^\top (\hat{\varepsilon}_{t-k} - a_{t-k}))^2 \right]^{1/2} \\ &\leq \left[2\pi \|f_z\| (1 + A\sqrt{\log d(p + q)/n}) \right]^{1/2} \left[\sum_{k=0}^q (1 + q/n) \|v_{p+k}\|^2 \Delta_a^2 \right]^{1/2}. \end{aligned}$$

The result follows by using the fact that on the event \mathcal{E} , square of the second term in the above product is upper bounded by $q(1+q/n)\Delta_a^2$, and noting that $u^\top (\mathcal{W}^\top \mathcal{W}/n) v = \frac{1}{n} \sum_{t=1}^n (u^\top w_t)(v^\top w_t) \leq q(1+q/n)\Delta_a^2$. \square

C Proofs of Propositions in Phase I Analysis

Proof of Proposition 4.5. Since $\hat{\beta}$ is a minimizer of (13), we have

$$\frac{1}{T} \|Y - Z\hat{\beta}\|^2 + \lambda \|\hat{\beta}\|_1 \leq \frac{1}{T} \|Y - Z\beta^*\|^2 + \lambda \|\beta^*\|_1.$$

Let $v = \hat{\beta} - \beta^*$ denote the error vector. Substituting $Y = Z\beta^* + \mathcal{E}$ in the above, we obtain

$$\frac{1}{T} \|\mathcal{E} - Zv\|^2 + \lambda \|\beta^* + v\|_1 \leq \frac{1}{T} \|\mathcal{E}\|^2 + \lambda \|\beta^*\|_1.$$

Moving some terms to the right hand side of the inequality, we get

$$v^\top (Z^\top Z/T) v \leq 2v^\top (Z^\top \mathcal{E}/T) + \lambda (\|\beta^*\|_1 - \|\beta^* + v\|_1). \quad (29)$$

Since $\lambda \geq 2\|Z^\top \mathcal{E}/T\|_\infty$, and the first term on the right is at most $2\|v\|_1\|Z^\top \mathcal{E}/T\|_\infty$, we have

$$v^\top (Z^\top Z/T) v \leq \lambda (\|v\|_1 + \|\beta^*\|_1 - \|\beta^* + v\|_1) \leq 2\lambda\|\beta^*\|_1 = 2\lambda \sum_{\tau=1}^{\tilde{p}} \|\Pi_\tau\|_1.$$

The result follows from the fact that

$$v^\top (Z^\top Z/T) v = \frac{1}{T} \left\| \mathcal{X} \hat{B} - \mathcal{X} B \right\|_F^2 = \frac{1}{T} \sum_{t=1}^T \|\hat{\varepsilon}_t - \varepsilon_t\|^2.$$

Next, suppose J denotes the support of β^* , i.e. $J = \{j \in \{1, \dots, d^2 \tilde{p}\} : \beta_j^* = 0\}$. By our assumption, $|J| \leq k$.

Inequality (29), together with our choice of λ , then leads to

$$\begin{aligned} 0 \leq v^\top (Z^\top Z/T) v &\leq \frac{\lambda}{2} (\|v_J\|_1 + \|v_{J^c}\|_1) + \lambda (\|\beta_J^*\|_1 - \|\beta_J^* + v_J\|_1 - \|v_{J^c}\|_1) \\ &\leq \frac{\lambda}{2} (\|v_J\|_1 + \|v_{J^c}\|_1) + \lambda (\|v_J\|_1 - \|v_{J^c}\|_1) \\ &\leq \frac{3\lambda}{2} \|v_J\|_1 - \frac{\lambda}{2} \|v_{J^c}\|_1 \leq 2\lambda \|v_J\|_1 \leq 2\lambda \|v\|_1. \end{aligned}$$

Since $\lambda > 0$, the first inequality on the last line ensures $\|v_{J^c}\|_1 \leq 3\|v_J\|_1$, so that $\|v\|_1 \leq 4\|v_J\|_1 \leq 4\sqrt{k}\|v\|$.

Using the RE condition (14) and the upper bound on $k\delta$, we have

$$v^\top (Z^\top Z/T) v \geq \gamma \|v\|^2 - \delta \|v\|_1^2 \geq (\gamma - 16k\delta) \|v\|^2 \geq \frac{\gamma}{2} \|v\|^2.$$

Combining these upper and lower bounds on $v^\top (Z^\top Z/T) v$, we obtain the final inequalities as follows:

$$\begin{aligned} \gamma \|v\|^2 / 2 &\leq v^\top (Z^\top Z/T) v \leq 8\lambda\sqrt{k}\|v\| \\ \Rightarrow \|v\| &\leq 16\lambda\sqrt{k}/\gamma, \end{aligned}$$

and consequently $\|v\|_1 \leq 4\sqrt{k}\|v\| \leq 64k\lambda/\gamma$.

Together with $v^\top (Z^\top Z/T) v \leq 2\lambda\|v\|_1$, we obtain the final in-sample prediction error bound $128k\lambda^2/\gamma$. \square

Proof of Proposition 4.6. Note that $\|\tilde{Z}^\top \mathcal{E}/T\|_\infty = \|\mathcal{X}^\top E/T\|_\infty = \max_{1 \leq h \leq \tilde{p}} \|\mathcal{X}_{(h)}^\top E/T\|_\infty$, where $\mathcal{X}_{(h)} = [(y_{T-h}) : \dots : (y_{1-h})]^\top$.

Define $X_t = y_{t-h} = L^h y_t$ and $Y_t = \varepsilon_t = a_t + \sum_{\tau=\tilde{p}+1}^\infty \Pi_\tau y_{t-\tau} = \Pi_{[\tilde{p}]}(L) y_t$. The first term in our upper bound follows from (10) in Proposition 4.1, by using $X_t = L^h y_t$, $Y_t = \varepsilon_t = \Pi_{[\tilde{p}]}(L) y_t$ and $\eta = A\sqrt{\log d^2 \tilde{p}/T}$.

To obtain the second term, i.e. the bound on the bias term $\Gamma_{X,Y}(0)$, we use the representation $Y_t = \varepsilon_t = a_t + \sum_{\tau=\tilde{p}+1}^{\infty} \Pi_{\tau} y_{t-\tau}$ as follows:

$$\Gamma_{X,Y}(0) = \text{Cov} \left(y_{t-h}, a_t + \sum_{\tau=\tilde{p}+1}^{\infty} \Pi_{\tau} y_{t-\tau} \right) = \sum_{\tau=\tilde{p}+1}^{\infty} \Gamma_y(h-\tau) \Pi_{\tau}^{\top}.$$

First, note that the entries of $\Gamma_{X,Y}(0)$ are upper bounded as follows:

$$\|\Gamma_{X,Y}(0)\|_{\infty} \leq \|\Gamma_{X,Y}(0)\| \leq \left(\max_{h \in \mathbb{Z}} \|\Gamma_y(h)\| \right) \|\Pi_{-[\tilde{p}]}\|_{2,1} \leq 2\pi \|f_y\| \|\Pi_{-[\tilde{p}]}\|_{2,1}$$

The last inequality holds since for any $h \in \mathbb{Z}$, $\Gamma_y(h) = \int_{-\pi}^{\pi} e^{ih\theta} f_y(\theta) d\theta$.

□

Proof of Proposition 4.7. The proof follows along the same line of arguments as in Proposition 4.2 of Basu and Michailidis (2015), where the restricted eigenvalue condition was verified for processes $\{y_t\}$ generated according to a *finite-order* VAR process. In particular, rows of the design matrix were generated from the process $\tilde{y}_t = [y_t^{\top}, \dots, y_{t-\tilde{p}+1}^{\top}]^{\top}$ allowing a VAR(1) representation with closed form expressions of spectral density and autocovariance. In the present context, $\{\tilde{y}_t\}$ does not have a VAR representation. However, a close inspection of the proof in Basu and Michailidis (2015) shows that it is sufficient to derive a lower bound on $\Lambda_{\min}(\Gamma_{\tilde{y}}(0))$ and an upper bound on $\|f_{\tilde{y}}\|$, and the rest of the argument follows. Next, we derive these two bounds for the process $\{\tilde{y}_t\}$.

First we consider $\Lambda_{\min}(\Gamma_{\tilde{y}}(0))$. Note that $\Gamma_{\tilde{y}}(0)$ can be viewed as the variance-covariance of a vectorized data matrix containing \tilde{p} consecutive observations from the process y_t . Hence, using Proposition 2.3 and equation (2.6) of Basu and Michailidis (2015), we can show that

$$\Lambda_{\min}(\Gamma_{\tilde{y}}(0)) \geq \min_{\theta \in [-\pi, \pi]} 2\pi \Lambda_{\min}(f_y(\theta)) = 2\pi \|f_y^{-1}\|^{-1}.$$

The upper bound on $\|f_{\tilde{y}}\|$ follows from Proposition 4.2, by setting $\mathcal{C}(L) = 0$, which implies $\|f_{\tilde{y}}\| \leq \tilde{p} \|f_y\|$. □

D Proofs of Propositions in Phase II Analysis

Proof of Proposition 4.9. Recall $n = T - q$ is the number of observations in the Phase II regression. The element-wise maximum norm can be expressed as

$$\|\mathcal{Z}^{\top} \mathcal{U}/n\|_{\infty} = \max_{\substack{1 \leq \ell \leq p \\ 1 \leq m \leq q}} \max \left\{ \left\| \mathcal{Y}_{(\ell)}^{\top} \mathcal{U}/n \right\|_{\infty}, \left\| \hat{E}_{(m)}^{\top} \mathcal{U}/n \right\|_{\infty} \right\},$$

where $\mathcal{Y}_{(\ell)} = [y_{n-\ell} : \dots : y_{1-\ell}]^\top$ is a data matrix with n consecutive observations from the process $\{y_t\}$, $\hat{E}_{(m)} = [\hat{\varepsilon}_{n-m} : \dots : \hat{\varepsilon}_{1-m}]^\top$ is a data matrix with n consecutive observations from the process $\{\hat{\varepsilon}_t\}$, and \mathcal{U} is a data matrix with n consecutive observations from the process $\{u_t\}$. Also, the process $\{u_t\}$ can be alternately expressed as

$$\begin{aligned}
u_t &= \Phi(L)y_t - \Theta(L)\hat{\varepsilon}_t \\
&= \Theta(L)(a_t - \hat{\varepsilon}_t) \\
&= \Theta(L)(a_t - \varepsilon_t) - \Theta(L)(\hat{\varepsilon}_t - \varepsilon_t) \\
&= \Theta(L) \left(\Pi(L) - \Pi_{[\bar{p}]}(L) \right) y_t - \Theta(L)(\hat{\varepsilon}_t - \varepsilon_t) \\
&= \mathcal{A}(L)y_t + \mathcal{B}(L)(\hat{\varepsilon}_t - \varepsilon_t), \text{ say.}
\end{aligned}$$

The lag polynomial $\mathcal{A}(L) = \Theta(L)\Pi_{-[\bar{p}]}(L)$ satisfies $\|\mathcal{A}\| \leq \|\Theta\| \|\Pi_{-[\bar{p}]}\|_{2,1}$, and $\mathcal{B}(L) = -\Theta(L)$ is a finite order lag polynomial.

Now note that each term $\mathcal{Y}_{(\ell)}^\top \mathcal{U} / n$ can be expressed in the form of a sample covariance matrix $\widehat{\text{Cov}}(L^\ell y_t, u_t) := \sum_{t=1}^n y_{t-\ell} u_t^\top / n$. With this notation, we can decompose this into two terms and apply deviation bounds from Proposition 4.1 and Lemma B.7 on each term separately. To be precise, for any ℓ , $1 \leq \ell \leq p$, we have

$$\widehat{\text{Cov}}(y_{t-\ell}, u_t) = \widehat{\text{Cov}}(L^\ell y_t, \mathcal{A}(L)y_t) + \widehat{\text{Cov}}(L^\ell y_t, \mathcal{B}(L)(\hat{\varepsilon}_t - \varepsilon_t)).$$

Similarly, for any m , $1 \leq m \leq q$, we can decompose $\widehat{\text{Cov}}(\hat{\varepsilon}_{t-m}, u_t)$ into four parts as

$$\begin{aligned}
&\widehat{\text{Cov}}(\hat{\varepsilon}_{t-m} - \varepsilon_{t-m}, \mathcal{A}(L)y_t) + \widehat{\text{Cov}}(\hat{\varepsilon}_{t-m} - \varepsilon_{t-m}, \mathcal{B}(L)(\hat{\varepsilon}_t - \varepsilon_t)) \\
&+ \widehat{\text{Cov}}(\Pi_{[\bar{p}]}(L)L^m y_t, \mathcal{A}(L)y_t) + \widehat{\text{Cov}}(\Pi_{[\bar{p}]}(L)L^m y_t, \mathcal{B}(L)(\hat{\varepsilon}_t - \varepsilon_t)).
\end{aligned}$$

Using bounds from Proposition 4.1 and Lemma B.7 then implies that there are universal constants $c_i > 0$ such that each of the following events hold with probability at least $1 - c_0 d^2 \exp[-(c_1 A^2 - 1) \log d^2 (p + q)]$

as long as $n > q$, $\tilde{p} \geq p + q$ and $n \gtrsim \log d^2(p + q)$:

$$\begin{aligned}
\left\| \widehat{\text{Cov}}(L^\ell y_t, \mathcal{B}(L)(\hat{\varepsilon}_t - \varepsilon_t)) \right\|_\infty &\leq 2\sqrt{2\pi} \|f_y\|^{1/2} \Delta_\varepsilon \|\Theta\|_{2,1} \\
\left\| \widehat{\text{Cov}}(L^\ell y_t, \mathcal{A}(L)y_t) \right\|_\infty &\leq 2\pi \|f_y\| \left[\|\Theta\| \|\Pi_{-[\tilde{p}]}\|_{2,1} + \right. \\
&\quad \left. 3A \max \{1, \|\Theta\|^2 \|\Pi_{-[\tilde{p}]}\|_{2,1}^2\} \sqrt{\log d^2(p + q)/n} \right] \\
\left\| \widehat{\text{Cov}}(\hat{\varepsilon}_{t-m} - \varepsilon_{t-m}, \mathcal{A}(L)y_t) \right\|_\infty &\leq 2\sqrt{2\pi} \|f_y\|^{1/2} \|\Theta\| \|\Pi_{-[\tilde{p}]}\|_{2,1} \Delta_\varepsilon \\
\left\| \widehat{\text{Cov}}(\hat{\varepsilon}_{t-m} - \varepsilon_{t-m}, \mathcal{B}(L)(\hat{\varepsilon}_t - \varepsilon_t)) \right\|_\infty &\leq 2 \|\Theta\|_{2,1} \Delta_\varepsilon^2 \\
\left\| \widehat{\text{Cov}}(\Pi_{[\tilde{p}]}(L)L^m y_t, \mathcal{B}(L)(\hat{\varepsilon}_t - \varepsilon_t)) \right\|_\infty &\leq 2\sqrt{2\pi} \|f_y\|^{1/2} \|\Pi_{[\tilde{p}]}\|^{1/2} \Delta_\varepsilon \|\Theta\|_{2,1} \\
\left\| \widehat{\text{Cov}}(\Pi_{[\tilde{p}]}(L)L^m y_t, \mathcal{A}(L)y_t) \right\|_\infty &\leq 2\pi \|f_y\| \left[\|\Theta\| \|\Pi_{-[\tilde{p}]}\|_{2,1} \|\Pi_{[\tilde{p}]}\| + \right. \\
&\quad \left. 3A \max \{ \|\Pi_{[\tilde{p}]}\|^2, \|\Theta\|^2 \|\Pi_{-[\tilde{p}]}\|_{2,1}^2 \} \sqrt{\log d^2(p + q)/n} \right].
\end{aligned}$$

Summing up the six terms above and taking a union bound over $1 \leq \ell \leq p$, $1 \leq m \leq q$, we obtain the final upper bound. \square

Proof of Proposition 4.10. In order to apply Proposition 4.4 on d separate regressions, note that the design matrix X is \tilde{Z} across all the regressions, and the error vector ε in the j^{th} regression is the j^{th} column of \mathcal{U} , containing n consecutive observations u_{tj} , $j = 1, \dots, d$. Recall $u_t = \Theta(L)\Pi_{-[\tilde{p}]}(L)y_t - \Theta(L)(\hat{\varepsilon}_t - \varepsilon_t)$. We set Σ as Σ_z , and σ_j^2 as the j^{th} diagonal element of $\text{Var}(\Theta(L)\Pi_{-[\tilde{p}]}(L)y_t)$.

As we combine the d regressions using Kronecker products and vectorization, note that

$$\begin{aligned}
Y_{n \times d} &= X_{n \times \bar{d}} B_{\bar{d} \times d} + E_{n \times d} \\
\text{vec}(Y)_{nd \times 1} &= (I_d \otimes X)_{nd \times d\bar{d}} \text{vec}(B)_{d\bar{d} \times 1} + \text{vec}(E)_{nd \times 1}.
\end{aligned}$$

$$\|I \otimes \Sigma_X - (I \otimes X)^\top (I \otimes X)/n\|_\infty = \|\Sigma_X - X^\top X/n\|_\infty$$

and

$$\|(I \otimes X)^\top \text{vec}(E)/n\|_\infty = \|X^\top E/n\|_\infty.$$

We start by deriving a suitable choice of s_n . To this end, note that for each j , $1 \leq j \leq d$, we have $\widehat{\text{Var}}(u_{tj})$ can be expressed as

$$\begin{aligned}
e_j^\top \widehat{\text{Cov}}(u_t, u_t) e_j &= e_j^\top \widehat{\text{Cov}}(\Theta(L)\Pi_{-[\tilde{p}]}(L)y_t, \Theta(L)\Pi_{-[\tilde{p}]}(L)y_t) e_j \\
&\quad - 2e_j^\top \widehat{\text{Cov}}(\Theta(L)\Pi_{-[\tilde{p}]}(L)y_t, \Theta(L)(\hat{\varepsilon}_t - \varepsilon_t)) e_j \\
&\quad + e_j^\top \widehat{\text{Cov}}(\Theta(L)(\hat{\varepsilon}_t - \varepsilon_t), \Theta(L)(\hat{\varepsilon}_t - \varepsilon_t)) e_j.
\end{aligned}$$

We then use upper bounds on the individual terms using the deviation bounds provided in our technical

ingredients.

In particular, set $w_t := \Theta(L)\Pi_{-[\bar{p}]}(L)y_t$. Then $\|f_w\| \leq \|\Theta\| \|\Pi_{-[\bar{p}]}\|_{2,1}^2 \|f_y\|$. Setting $\sigma_j^2 = e_j^\top \Gamma_w(0)e_j$, Proposition 2.4 of Basu and Michailidis (2015) implies, with probability at least $1 - c_1 \exp[-(c_2 A^2 - 1) \log d^2(p+q)]$, the following holds:

$$\left| e_j^\top \widehat{\text{Cov}}(w_t, w_t) e_j - \sigma_j^2 \right| \leq 2\pi \|f_w\| A \sqrt{\log d^2(p+q)/n}.$$

The second term in the above expansion, $e_j^\top \widehat{\text{Cov}}(w_t, \Theta(L)(\hat{\varepsilon}_t - \varepsilon_t)) e_j$, can be bounded in absolute value (use Lemma B.7 and note that $n > q$, $n \gtrsim \log d^2(p+q)$) by the following:

$$2\sqrt{2\pi} \|f_w\|^{1/2} \Delta_\varepsilon \|\Theta\|_{2,1}.$$

The last term in the above expansion, $e_j^\top \widehat{\text{Cov}}(\Theta(L)(\hat{\varepsilon}_t - \varepsilon_t), \Theta(L)(\hat{\varepsilon}_t - \varepsilon_t)) e_j$, can be bounded in absolute value (see proof of Lemma B.7(ii)) by the following:

$$2 \|\Theta\|_{2,1}^2 \Delta_\varepsilon^2.$$

Combining these, we obtain the following choice of s_n (with σ^2 as $\sum_{j=1}^d \sigma_j^2$):

$$\begin{aligned} s_n &= 2\pi \|\Theta\| \|\Pi_{-[\bar{p}]}\|_{2,1}^2 \|f_y\| A d \sqrt{\log d^2(p+q)/n} + \\ &\quad 4\sqrt{2\pi \|\Theta\| \|\Pi_{-[\bar{p}]}\|_{2,1}^2 \|f_y\| d \Delta_\varepsilon \|\Theta\|_{2,1} + 2d \|\Theta\|_{2,1}^2 \Delta_\varepsilon^2}. \end{aligned}$$

The choice of q_n follows from Lemma B.8, with a union bound over $d^2(p+q)^2$ choices of u, v as canonical unit vectors in $\mathbb{R}^{d(p+q)}$. In particular, we have

$$q_n = 2\pi \|f_z\| A \sqrt{\log d^2(p+q)/n} + 2q \Delta_a^2 + 2\sqrt{2\pi \|f_z\| q \Delta_a}.$$

The choice of r_n follows directly from the Proposition 4.9. □

E Implementation details of the sparse VARMA procedure

Phase II Proximal Gradient Algorithm The objective function in (9) is separable over the d rows of Φ, Θ and can thus be solved in parallel by solving the “one-row” subproblems, see e.g., Nicholson et al. (2018). Denote the i^{th} row of Y by $Y_{i\cdot} = \mathbb{R}^{1 \times (T-\bar{o})}$, the i^{th} row of Φ by $\Phi_{i\cdot} \in \mathbb{R}^{1 \times dp}$ and the i^{th} row of Θ by $\Theta_{i\cdot} \in \mathbb{R}^{1 \times dq}$. The Proximal Gradient Algorithm for the one-row subproblems is given below.

Algorithm 1 Proximal Gradient Algorithm to solve Phase II

Input $Y_i, Z, X, p, q, \Phi_i.[0], \Theta_i.[0], \lambda_\Phi, \lambda_\Theta, \alpha, \mathcal{P}_{\text{AR}}(\Phi), \mathcal{P}_{\text{MA}}(\Theta), \epsilon$

Initialization Set

- $\Phi_i.[2] \leftarrow \Phi_i.[1] \leftarrow \Phi_i.[0]$
- $\Theta_i.[2] \leftarrow \Theta_i.[1] \leftarrow \Theta_i.[0]$
- step size $s = 1/\sigma_1(A)^2$, with $\sigma_1(A)$ the largest singular value of the matrix $A = \begin{pmatrix} Z \\ X \end{pmatrix}$

Iteration For $r = 3, 4, \dots$

- $\hat{\phi} \leftarrow \Phi_i.[r-1] + \frac{r-2}{r+1} (\Phi_i.[r-1] - \Phi_i.[r-2])$
- $\Phi_i.[r] \leftarrow \frac{1}{1 + \alpha \cdot \lambda_\Phi} \cdot \text{Prox}_{s\lambda_\Phi P_i^{(\Phi)}} \left(\hat{\phi} - s \nabla_\Phi \mathcal{L}_i(\hat{\phi}) \right)$,
where
 - $\nabla_\Phi \mathcal{L}_i(\hat{\phi}) = -(Y_i - \hat{\phi}Z - \Theta_i.[r-1]X)Z^\top$,
 - $\text{Prox}_{s\lambda_\Phi P_i^{(\Phi)}}(\cdot)$ the proximal operator of the function $s\lambda_\Phi P_i^{(\Phi)}(\cdot)$ where $\mathcal{P}_{\text{AR}}(\Phi) = \sum_i P_i^{(\Phi)}(\Phi_i)$.
- $\hat{\theta} \leftarrow \Theta_i.[r-1] + \frac{r-2}{r+1} (\Theta_i.[r-1] - \Theta_i.[r-2])$
- $\Theta_i.[r] \leftarrow \frac{1}{1 + \alpha \cdot \lambda_\Theta} \cdot \text{Prox}_{s\lambda_\Theta P_i^{(\Theta)}} \left(\hat{\theta} - s \nabla_\Theta \mathcal{L}_i(\hat{\theta}) \right)$,
where
 - $\nabla_\Theta \mathcal{L}_i(\hat{\theta}) = -(Y_i - \Phi_i.[r]Z - \hat{\theta}X)X^\top$,
 - $\text{Prox}_{s\lambda_\Theta P_i^{(\Theta)}}(\cdot)$ the proximal operator of the function $s\lambda_\Theta P_i^{(\Theta)}(\cdot)$ where $\mathcal{P}_{\text{MA}}(\Theta) = \sum_i P_i^{(\Theta)}(\Theta_i)$.

Convergence Iterate until $\|\Phi_i.[r] - \Phi_i.[r-1]\|_\infty \leq \epsilon$ and $\|\Theta_i.[r] - \Theta_i.[r-1]\|_\infty \leq \epsilon$

Output $\hat{\Phi}_i. \leftarrow \Phi_i.[r]; \hat{\Theta}_i. \leftarrow \Theta_i.[r]$

Choice of convex regularizers As indicated in Section 3, we focus on the ℓ_1 -norm and HLAG penalty as choices of convex regularizers. For the ℓ_1 -norm,

$$P_i^{(\Phi)}(\Phi_i) = \sum_{j=1}^d \sum_{\ell=1}^p |\Phi_{\ell,ij}| \text{ and } P_i^{(\Theta)}(\Theta_i) = \sum_{j=1}^d \sum_{m=1}^q |\Theta_{m,ij}|.$$

For the HLAG penalty,

$$P_i^{(\Phi)}(\Phi_i) = \sum_{j=1}^d \sum_{\ell=1}^p \|\Phi_{(\ell:p),ij}\| \text{ and } P_i^{(\Theta)}(\Theta_i) = \sum_{j=1}^d \sum_{m=1}^q \|\Theta_{(m:q),ij}\|.$$

Specifying the maximal lag orders Throughout the paper, we take $\tilde{p} = \lfloor 1.5\sqrt{T} \rfloor$ and $\hat{p} = \hat{q} = \lfloor 0.75\sqrt{T} \rfloor$. We performed several numerical experiments to investigate the sensitivity of the outcome of the algorithm to these choices. When using the HLAG penalty, the results are not sensitive to these choices, provided that they are chosen large enough. Overselecting is less severe than underselecting since the hierarchical VAR estimator performs automatic lag selection. As such, it can reduce the effective maximal order of each time series in each equation of the VAR (in Phase I), or the VARMA (in Phase II).

Selecting the penalty parameters Following Friedman et al. (2010), we use in Phase I a grid of penalty parameters starting from λ_{\max} , an estimate of the smallest value for which all parameters are zero, and then decreasing in log linear increments until the value $\lambda_{\max}/100$ is reached (we take 10 values along this grid).

We select the penalty parameter λ_{Π} using the following time series cross-validation approach. For each time point $t = S, \dots, T - h$, with $S = \lfloor 0.9 \cdot T \rfloor$ and forecast horizon h , we estimate the model and obtain parameter estimates. This results in ten different parameter estimates, one for each value of the penalty parameter in the grid. From these parameter estimates, we compute h -step ahead forecasts $\hat{y}_{t+h}^{(\lambda)}$ obtained with penalty parameter λ . We select that value of the penalty parameter λ_{Π} that gives the most regularized model whose Mean Squared Forecast Error

$$\text{MSFE}_h^{(\lambda)} = \frac{1}{T - h - S + 1} \sum_{t=S}^{T-h} \frac{1}{d} \|y_{t+h} - \hat{y}_{t+h}^{(\lambda)}\|^2.$$

is within one standard error (see “one-standard error rule”, Hastie et al. (2009); Chapter 7) of the minimal MSFE.

In the simulation study, we take $h = 1$. In the forecast applications, we also consider other forecast horizons. In Phase II, we proceed similarly but using a two-dimensional grid of penalty parameters $(\lambda_{\Phi}, \lambda_{\Theta})$.