

# The radiation mechanism of fast radio bursts and radio pulsars

Qiwu Song<sup>1,2</sup>, Yu Huang<sup>1,2</sup>, Hengqiang Feng<sup>3</sup>, Lei Yang<sup>1</sup>, Tuanhui Zhou<sup>1,2</sup>, Qingyu Luo<sup>1</sup>, Tengfei Song<sup>4,5</sup>, Xuefei Zhang<sup>4</sup>, Yu Liu<sup>4</sup> & Guangli Huang<sup>1</sup>

1. Purple Mountain Observatory, Chinese Academy of Sciences, Nanjing, 210008, China
2. Key Laboratory of Dark Matter and Space Astronomy, Nanjing 210008, China;
3. College of Physics and Electronics Science, Luoyang Normal University, Luoyang, 471022, China
4. Yunnan Observatories, Chinese Academy of Sciences, Kunming 650011, China
5. College of Optoelectronic Engineering, Chongqing University, Chongqing, 400044

**Fast radio bursts (FRBs) are radio transients observed mainly around 1.5 GHz<sup>1-3</sup>. Their peak frequency decreases at a rate of 100~500MHz/s. Some of them have a broader pulse with an exponential tail<sup>4</sup>. Common assumptions for fast radio bursts include a dispersion effect resulting in the peak frequency drifting and a scattering effect<sup>5</sup> resulting pulse broadening, all of which are propagation effects. However, these assumptions incur an abnormally large dispersion measure and scattering measure attributed to an unknown host galaxy. Here we show that the radiation of FRBs is an undulator radiation. The large dispersion measure is a motion effect mainly from the rotation of the source, which are probably binary stars. The pulse broadening is near field effects<sup>6</sup>. The pulse itself represents a Fresnel diffraction pattern is sweeping us. Our result equally applies to the radio pulsars. It simultaneously reveals that the undulator radiation is also the radiation mechanism of radio pulsars, which has been unknown to us since the first discovery of a pulsar<sup>7</sup> in the year 1967. It will be a start point for further research on particle acceleration, the origin of high energy cosmic rays, and many aspects related to both pulsars and binary stars.**

Usually, it is hard to explain a radio phenomenon clearly because of too many uncertainties and possibilities. However, FRBs is an exception, because similar phenomenon happens in optics. We can obtain a better understanding of the related process by analogy with their optical counterpart, which is more or less a rotating slit. We were confused on the optical properties of FRBs at first. But now by introducing undulator radiation as the radiation mechanism and a model with a rotation source, we can give a unified explanation of a variety of observational feature of FRBs. We will show what kind of process produces the pattern of both FRBs and radio pulsars and the pattern is essentially a Fresnel diffraction pattern in the radio band.

Enough clues have already cumulated in the twenty-three FRBs<sup>3</sup> observed so far(as of July 15th). Our job is to reveal the true nature of phenomenon from the clues. Let's begin with a qualitative discussion of two different kinds of FRBs and their association with a single slit experiment:

- 1、The intensity of FRB 150807<sup>8</sup> is the strongest among observed FRBs. Its polarization is strongly linear (~80%) . But the monochromaticity of it is lost. Many sparkles exist outside the burst width at each frequency that low-frequency and high-frequency emission are received simultaneously.

2、 The intensity and degree of polarization of FRB 110523<sup>9</sup> are weaker than that of FRB 150807. But it is monochromatic. At any instance, the radiation is concentrated in a narrow bandwidth  $\sim 5\text{MHz}$ .

The compromise between chromaticity and intensity in the above cases has an analogy in optics. In a white light diffraction pattern from a single slit, if you look at the central maximum, you get the strongest light. This light is not monochromatic. It is a superposition of light with different colors. If you approach the second maximum, you see a weak light; but it is monochromatic at any position. The compromise among intensity, polarization, and monochromaticity in the radio band can be explained with the undulator radiation. It occurs when observing an undulator radiation from a different angle.

An undulator is a periodic array of dipole magnets with alternating polarity. It is commonly used to produce quasi-monochromatic synchrotron radiation with relativistic particles. The frequency of radiation in the direction of angle  $\theta$  is determined by the equation<sup>10</sup>:

$$f \approx \frac{2\gamma^2}{1 + \gamma^2\theta^2} \left( \frac{c}{\lambda_u} \right)$$

Where  $\gamma$  is Lorentz factor,  $c$  is the speed of light,  $\lambda_u$  is the periodicity of magnetic field structure. This equation is essentially describing a Doppler effect. The Doppler shift is angle dependent; if you look on-axis you get the highest frequency; if you go off-axis, the frequency get lower and lower. The magnetic field of undulator device should be sufficiently weak, that particles moving in it are not be deflected too much to keep the observer within their searchlight beam. The radiation received by observer is a coherent superposition of radiation from all the periods and is monochromatic for large number of periods. For a typical undulator  $\lambda_u \sim 4\text{cm}$  and  $\gamma \sim 10^3$ , the radiation is in X-ray band. But if we may separate those magnets in fig.1 thousands kilometers away from each other, the output would be in the radio band, in which FRBs are observed. The spectra width of radiation received at a given position is about  $1/N$  of the observing frequency, where  $N$  is the number of period structures. The dynamic spectrum width of FRBs is  $\sim 1\text{MHz}$ ; it takes  $\sim 10^3$  magnetic periods to produce such a narrow spectrum.

Consider the electric field emitted in a weak plane undulator in the Fig.1 by a beam of electrons traveling along the Z axis. What's the difference between the emission observed by observer A and B from a different angle?

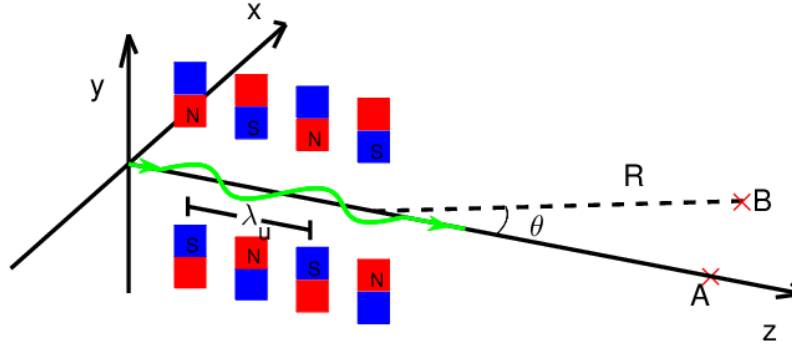


Fig.1 Schematic diagram of alternating-polarity bending magnets for an undulator

Suppose from a large distance and only consider the first harmonic then:

At point A, as  $\theta = 0$ ,  $f = 2\gamma^2 \left( \frac{c}{\lambda_u} \right)$ , the emission frequency is proportional to  $\gamma^2$ .  $\gamma$  usually has a small spread in distribution, because particles often have an energy spread. Hence, the radiation is chromatic. Strong linear polarization along x direction will be observed by observer A<sup>11</sup>. The polarization is oriented entirely in the x-z plane, where electrons oscillate perpendicular to the magnetic fields. The intensity of radiation also reaches its maximum at  $\theta = 0$ . This case is like FRB 150807.

At point B, where  $\theta \gg 1/\gamma$ ,  $f \approx \frac{2}{\theta^2} \left( \frac{c}{\lambda_u} \right)$ , the emission frequency is solely determined by  $\theta$ ; Particles with different  $\gamma$  radiate the same frequency electromagnetic waves toward the same direction. This radiation is monochromatic. If it is in the near field, the peak frequency is in the off-axis direction<sup>12</sup>. The intensity in large angle will be still large<sup>13</sup>, but due to spectrum broadening the intensity is lower than that of A. The polarization observed at B is always linear for a planar magnetic field<sup>11</sup>. This case is like FRB 110523.

Although it is not certain that the over large DMs of FRBs originate from the rotation of the source itself, we wish to propose a model which assumes this. The rotation is not only important for the production of the lasting ultrarelativistic particle beam in this model but also the generation of large scale periodic magnetic structures. The rotation period predicted by this model is in the same order with the period of W UMa binaries found by Loeb<sup>14</sup> and Maoz<sup>15</sup> and suggested to be the source of FRBs.

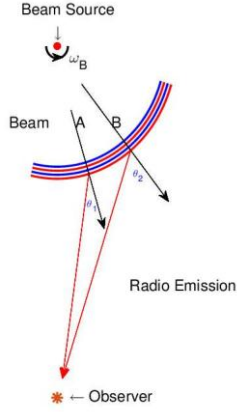


Fig. 2 Proposed rotation model

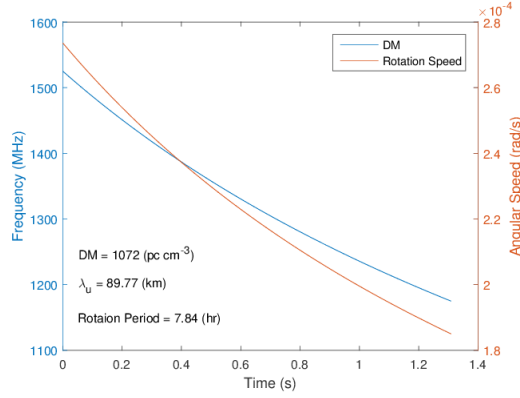


Fig. 3 Simulated frequency drift and according angular speed, galaxy contribution already subtracted from DM.

The model is illustrated in fig2. Charged particles are accelerated to a relativistic speed in a rotating source. The outgoing direction of particles is changing at the same angular speed as that of the source. The field in acceleration region is strong. Undulator radiation can't be produced here. After traveling a distance, the particles enter a weak and axial symmetric magnetic field with many periods. Undulator radiation is produced here. Generated slight earlier, beam A will produce an emission earlier than beam B. Radiating at a smaller angle ( $\theta_1 < \theta_2$ ) to the observer, beam A will produce an emission with higher frequency than that of beam B. This is how the time delay from the high-frequency radiation to the low-frequency is produced. Note this is an ultra-relativistic case; we must distinguish the radiation time from observation time. Because particles are chasing the wave front, a pulse lasting one second is produced by the source in  $\sim 2\gamma^2$  seconds. However, a simple frequency decreasing is not enough to produce a dispersive like time delay. Our simulation shows that an angular acceleration speed should exist. This type of none uniform angular speed usually exists in orbital motion.

This model enables us to estimate the rotation period of the source from DM for a given  $\lambda_u$ . If DM is  $1103 \text{ pc cm}^{-3}$  (as of FRB 110703) and  $\lambda_u$  is between 10km and 10000km, then the rotation period of the source is between 2 hours and 3.4 days. This range is coincident with the period range of the variable star observed by Loeb and Maoz. They found three variable stars near the location of FRB 110703, FRB 110627 and FRB 010621. The period of theses star is from 7.8 hours to 2.5 days. They proposed that these variable stars are the source of corresponding FRBs. Lacking the information on  $\lambda_u$ , we are not able to verify their proposal by estimating period from  $\lambda_u$ . But we can estimate  $\lambda_u$  from the observed period. The  $\lambda_u$  of FRB 110703 is about 90km.

The pulse shape of FRBs carries the most important clues to the radiation process. Several bursts of the repeating fast radio burst FRB 121102<sup>16,17</sup> have multi peaks. FRB 130729<sup>2</sup> has a right peak lower than the left one. And there is a variety of pulse from different FRBs with a different asymmetry in shape. From the spectrum point of view, the dynamic spectra of these FRBs are variable. FRBs and radio pulsars are the same things. We will never be able to give an explanation to them unless we find a mechanism capable of producing a diversity of spectra in this radio band.

The suggestive clue regarding the radiation mechanism comes from the double-peaked pulse of FRB 121002<sup>2</sup>. Its pulse contains two peaks. The dynamic spectrum also consists of two peaks separated each other from the central frequency. The simple splitting inspires us. For undulator radiation, such a splitting of spectrum means a near field effect<sup>6</sup>. Walker did an analytic and numeric analysis to this effect in the year 1988. The double-peaked spectrum appears when the light from different part of the source develops a path length difference of  $\sim 3/4$  wavelength ( $W=3$  in Fig.4) at the observer position.

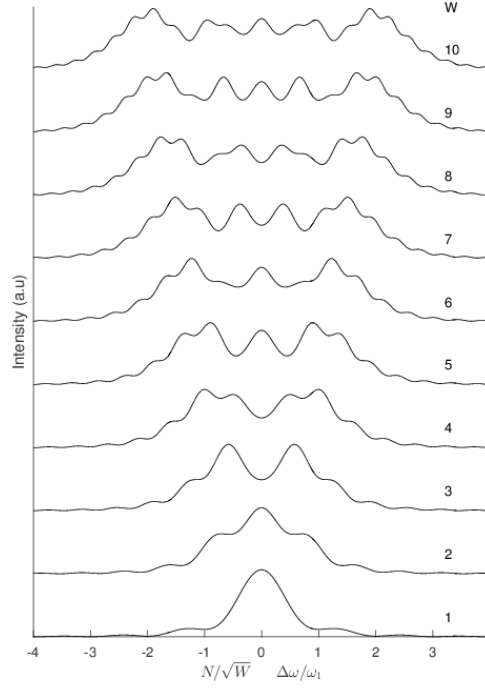


Fig.4 Spectral distributions in the near field case reduced to an intensity distribution of a Fresnel diffraction pattern from a single slit. The width of the slit is  $2\sqrt{W}$ .

Near field effects will broaden the spectrum, split the spectrum into some peaks. It will affect both the spectral width and the angular spread of spectrum. Because it is the first time, this effect is introduced to explain an astrophysical phenomenon. We prefer to give a brief explanation to this effect in the context of the radio radiation from a rotation source. Near field effects are described by the parameter:

$$W = \frac{L^2 \theta^2}{2\lambda D}$$

$L$  is the total length of the periodic magnetic structure.  $\lambda$  is the wavelength of radiation.  $D$  is the distance from source to observer and  $\theta$  is the observation angle.  $L\theta$  is the apparent size of the magnetic structure. It is equivalent to the width of a single slit. When the width ( $L\theta$ ) is larger than the geometric average of wavelength and distance, near field effects occur. The observer could not be thought of at infinity. If  $W=1$ , a  $\pi/2$  phase difference is among the output radiation.

Walker's analysis in the phase space shows that both spectrum and angular distribution in a near field case can be reduced to a dimensionless intensity distribution of Fresnel diffraction. For

the spectrum distribution, the dimensionless x coordinate is  $\frac{N}{\sqrt{W}} \frac{\Delta\omega}{\omega}$ , it is equal to the distance from a screen point to the center of a single slit diffraction pattern. The reduced width of a slit is  $2\sqrt{W}$ . Different W means different slit width. Walker's analysis can be easily shown with a Fresnel integral. We replot his result in Fig.4. The double-peaked spectrum of FRB121002 is equivalent to an interference fringe we see in a slit diffraction pattern when  $W=3$ . If we further our investigation into the cases where  $W>3$ , we can easily find those curves are similar to the pulse shape from a radio pulsar. For example, the case  $W=5$  is similar to the pulses from PSR J1757-2421<sup>18</sup> with three peaks. All curves in Fig.4 are symmetric, because Walker's analysis in phase space didn't consider the angular variation of intensity. His numeric simulation taking the intensity into account shows that in many cases the spectrum is asymmetric. It depends on the observation angle and harmonics. The angular distribution is reciprocal to the spectrum distribution. They are similar to each other.

We believe that both radiations from FRBs and radio pulsars are undulator radiation. The shape of their pulse is equivalent to an angular diffraction pattern produced by undulator radiation in the near field condition. The extreme resemblance between the angular spectrum of Walker's numeric simulation and the shape of pulses from both radio pulsars and FRBs suggests it themselves.

Anomalies not only occur in the dispersion measures of FRBs but also in that of radio pulsars. So called "excess dispersion measure" often appears<sup>19,20</sup>. For example, the dispersion measure of the crab pulsar is highly variable. Although the distribution is centered about  $56.8 \text{ pc cm}^{-3}$ , pulses with dispersion measure  $> 150 \text{ pc cm}^{-3}$  are often presented<sup>21</sup>. This phenomenon can be explained with an unstable beam of our model.

With large angle approximation,  $W = \frac{N^2 \lambda_u}{D}$ , where N is the number of magnetic periods.

W is mainly determined by N, because it is proportional to the square of N. If N is sufficiently large, we will observe a near field effect even from the source at cosmological distance. If the repeating FRB 121102 is really at a distance of 972 Mpc<sup>22</sup>. For  $W=4$  and  $\lambda_u = 90 \text{ km}$ , N is  $\sim 3.65 \times 10^{10}$ . The size of the source is  $\sim 0.35$  light year. It is unimaginable that a stable periodic structure can exist in such a large scale and is not destroyed by turbulence.

The whole picture emerges as following. (1) A large scale periodic magnetic structure is generated by a rotation source. (2) Particles, attaining an ultra-relativistic velocity ( $\gamma > 10^3$ ) from the source, is observed to pass through the periodic magnetic structure, at which time they emit coherent undulator radiation. (3) As a result of the rotation, the radiation creates a varying pulse at a finite distance, which is essentially a Fresnel diffraction pattern, and identified by us as FRBs or radio pulsars.

- 1 Lorimer, D. R., Bailes, M., McLaughlin, M. A., Narkevic, D. J. & Crawford, F. A Bright Millisecond Radio Burst of Extragalactic Origin. *Science* **318**, 777 (2007).
- 2 Champion, D. J. *et al.* Five new fast radio bursts from the HTRU high-latitude survey at Parkes: first evidence for two-component bursts. *Monthly Notices of the Royal Astronomical Society*

- 460, L30-L34 (2016).
- 3 Petroff, E. *et al.* FRBCAT: The Fast Radio Burst Catalogue. *Publications of the Astronomical Society of Australia* **33** (2016).
  - 4 Thornton, D. *et al.* A Population of Fast Radio Bursts at Cosmological Distances. *Science* **341**, 53-56 (2013).
  - 5 Rickett, B. J. Radio propagation through the turbulent interstellar plasma. *Annual Review of Astronomy and Astrophysics* **28**, 561-605 (1990).
  - 6 Walker, R. P. Near field effects in off-axis undulator radiation. *Nuclear Instruments and Methods in Physics Research A* **267**, 537-546 (1988).
  - 7 Hewish, A., Bell, S. J., Pilkington, J. D. H., Scott, P. F. & Collins, R. A. Observation of a Rapidly Pulsating Radio Source. *Nature* **217**, 709-713 (1968).
  - 8 Ravi, V. *et al.* The magnetic field and turbulence of the cosmic web measured using a brilliant fast radio burst. *Science* **354**, 1249-1252 (2016).
  - 9 Masui, K. *et al.* Dense magnetized plasma associated with a fast radio burst. *Nature* **528**, 523-525 (2015).
  - 10 J.D.Jackson. *Classical Electrodynamics*. 3rd edn, (Wiley, New York, 1999).
  - 11 Kitamura, H. Polarization of Undulator Radiation. *Japanese Journal of Applied Physics* **19**, L185-L188 (1980).
  - 12 Hirai, Y., Luccio, A. & Yu, L.-H. Study of the radiation from an undulator - Near field formulation. *Journal of Applied Physics* **55**, 25-32 (1984).
  - 13 Mossessian, D. A. & Heimann, P. A. Characterization of ALS undulator radiation—High K, taper, and the near field effect. *Review of Scientific Instruments* **66**, 5153-5161 (1995).
  - 14 Loeb, A., Shvartzvald, Y. & Maoz, D. Fast radio bursts may originate from nearby flaring stars. *Monthly Notices of the Royal Astronomical Society* **439**, L46-L50 (2014).
  - 15 Maoz, D. *et al.* Fast radio bursts: the observational case for a Galactic origin. *Monthly Notices of the Royal Astronomical Society* **454**, 2183-2189 (2015).
  - 16 Spitler, L. G. *et al.* A repeating fast radio burst. *Nature* **531**, 202-205 (2016).
  - 17 Chatterjee, S. *et al.* A direct localization of a fast radio burst and its host. *Nature* **541**, 58-61 (2017).
  - 18 Yuan, J. P. *et al.* Pulse profiles and timing of PSR J1757-2421. *Monthly Notices of the Royal Astronomical Society* **466**, 1234-1241 (2017).
  - 19 Deller, A. T., Tingay, S. J., Bailes, M. & Reynolds, J. E. Precision Southern Hemisphere VLBI Pulsar Astrometry. II. Measurement of Seven Parallaxes. *The Astrophysical Journal* **701**, 1243-1257 (2009).
  - 20 Keane, E. F. Classifying RRATs and FRBs. *Monthly Notices of the Royal Astronomical Society* **459**, 1360-1362 (2016).
  - 21 Cordes, J. M. & McLaughlin, M. A. Searches for Fast Radio Transients. *The Astrophysical Journal* **596**, 1142-1154 (2003).
  - 22 Tendulkar, S. P. *et al.* The Host Galaxy and Redshift of the Repeating Fast Radio Burst FRB 121102. *The Astrophysical Journal Letters* **834** (2017).

**Acknowledgments** This research is supported by the Opening Project of Key Laboratory of Astronomical Optics & Technology, Nanjing Institute of Astronomical Optics & Technology, Chinese Academy of Sciences. It is also supported by NSFC 11533009 and U1631135.

**Author Contributions** Song, Qiwu and Huang, Yu did the theoretical and numeric work collaboratively. Other authors contributed to the investigation of scattering effects and the properties of the magnetic field in the interplanetary space.

**Author Information** Reprints and permissions information is available at [www.nature.com/reprints](http://www.nature.com/reprints). The authors declare no competing financial interests. Readers are welcome to comment on the online version of the paper. Correspondence and requests for materials should be addressed to Huang Yu ([huangyu@pmo.ac.cn](mailto:huangyu@pmo.ac.cn)).