

Approximations and Bounds for (n, k) Fork-Join Queues: A Linear Transformation Approach

Huajin Wang^{*†}, Jianhui Li^{*}, Zhihong Shen^{*} and Yuanchun Zhou^{*}

^{*}Computer Network Information Center, Chinese Academy of Sciences, China

Email: {wanghj, lijh, bluejoe, zyc}@cnic.cn

[†]University of Chinese Academy of Sciences, China

Abstract—Comparing with basic fork-join queues, a job in (n, k) fork-join queues only needs its first k out of all n sub-tasks to be finished. Since (n, k) fork-join queues are prevalent in modern popular distributed systems such as Cassandra, MapReduce and Spark, estimating the sojourn time of such queues is critical for these systems' performance measurement and resource plan. However, the estimating keeps to be a well-known open challenge for years, and only rough bounds for a narrow range of load factor have been given. In this paper, we developed a close-form linear transformation technique for identical random variables: The distribution of the k^{th} order statistic can be represented by a linear combination of the distributions of maxima. This brand-new technique is then used to transform the sojourn time distribution of non-purging (n, k) fork-join queues to a linear combination of the sojourn time distributions of basic $(k, k) \sim (n, n)$ fork-join queues. Consequently, the expected sojourn time of non-purging (n, k) fork-join queues can be approximated with the help of existing approximations for basic fork-join queues. Then, approximations for non-purging queues are used to improve the upper bounds for purging (n, k) fork-join queues. Simulation experiments show that this linear transformation approach is practiced well for moderate n and relatively large k .

I. INTRODUCTION

The fork-join queue is a highly focused research topic for many years because of its ubiquitousness in both real-life workflows and computing systems. In a fork-join queue system, a job is *forked* into n sub-tasks when it arrives at a control node, and each sub-task is sent to a single node to be conquered. Results of finished tasks are summarized at a central *join* node. When the job arrival rate λ is high, some sub-tasks may be queued in its hosting node and waiting for service in first-in-first-out order (see Fig. 1 (a)). A basic fork-join queue considers a job is done after all results of this job's sub-tasks have been received at the join node.

In Big Data era, more and more mainstreaming infrastructure computing systems become distributed style, and inevitably recruit fork-join queues to facilitate the storing and processing of large-scale datasets. For example: 1) YARN [1] uses fork-join queues to allocating resource containers for either MapReduce jobs or Spark jobs. 2) Cassandra [2]/Dynamo [3], the popular key-value data stores, use fork-join queues to

concurrently perform read/write operations on all the replicas of the target key-value pairs.

Latency is commonly a critical concern in building/optimizing Big Data systems/platforms. For example, in Amazon's cloud platform, services commonly have latency requirements which are in general measured at the 99.9th percentile of the distribution [3]. The Dynamo storage system must be capable of meeting such stringent SLAs. In such a scenario, basic fork-join queues may cause serious performance issues when the number of data replicas are large, as they require all of a job's sub-tasks to be finished before making the job's response. By contrast, (n, k) fork-join queues, as named in [4], only require the job's any k out of n sub-tasks to be finished, and thus are more suitable for such scenarios. In Cassandra, for example, a read operation can either read a quorum of replicas to ensure the most up-to-date value has been read, or just takes the answer from the fastest responding replica as the final result when there is a need of pursuing high read throughputs.

As depicted in Fig. 1, there are mainly two variants of (n, k) fork-join queues: The purging version removes all the queueing and running sub-tasks of a job once it receives the job's k^{th} answer. A typical use case of purging (n, k) fork-join queues is Cassandra's reading process. As a contrast, the non-purging version keeps queueing and executing remaining sub-tasks. In Cassandra, for example, a write operation needs to update all the replicas of the target key-value pair, while the response to this write operation can be made as soon as a quorum of replicas have been successfully written.

a) The State-of-the-Art Research on Basic Fork-Join Queues: The popularity of fork-join systems has drawn great attentions from database/OS/networking communities to the performance analysis of fork-join queues for a rather long period of time. Unfortunately, there is still no closed-form solution of jobs' sojourn time for $n \geq 3$ basic fork-join queues. The difficulty lies in that the sojourn times of the sub-tasks of a job are not independent, as those sub-tasks share a same arrival time point. Since most of existing exact statistical analysis techniques are developed for independent and identical (iid) random variables, it is very hard to trace the sojourn time distribution of fork-join queues.

An initiative work for $n \geq 3$ fork-join queues with exponential service time distributions was proposed by Nelson et al.

This work was supported by the National Key Research Program of China (2016YFB1000600, 2016YFB0501900). Corresponding author is Jianhui Li.

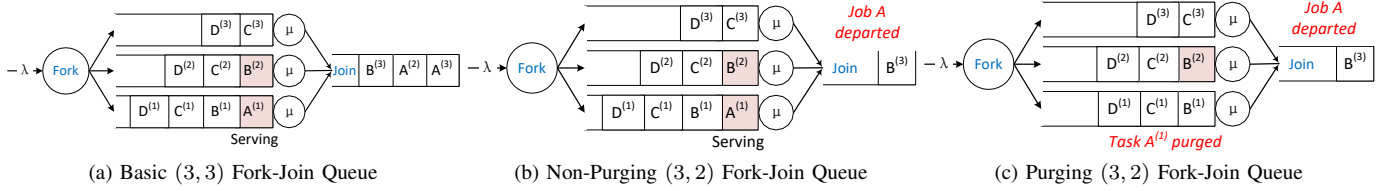


Fig. 1. Fork-Join Queues: Red Tasks Are under Serving

[5] in 1988, which is based on the fact that the sojourn times $X_{1,...,k}$ of sub-tasks $1, ..., k$ are associated variables, whose maximum can be bounded by the maximum of their iid equivalents [6]: $P(X_{1,...,n} \leq t) < \prod_{i=1}^n P(X_i^{IID} \leq t)$. According to that, the upper bounds and closed-form approximations of the sojourn time is given in this work. Simulation experiments in [7] showed that Nelson's approximation work is still the most reliable one comparing with many following works including [8] and [9]. Nelson's approximation technique has been extended to general service time distributions in [8] and [10]. Recently, Rizk et al. [11] proposed the first computable bounds on waiting and sojourn times of fork join queues with general service times by using martingales. However the upper bound is looser than Nelson's upper bound when it comes to the exponential service time distribution.

b) The State-of-the-Art Research and Open Challenges on (n, k) Fork-Join Queues: Despite the popularity of (n, k) fork-join queues in Big Data systems and many other fields. There is no practical approximations on the sojourn time for (n, k) fork-join queues: Unlike the maximum, the k^{th} order statistic cannot be bounded by the property of associated variables, which makes the sojourn time of (n, k) fork-join queues more hard to analysis comparing with the basic fork-join queues.

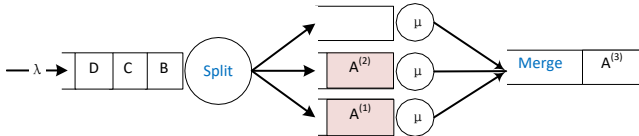


Fig. 2. A (3,2) Split-Merge Queue

Currently, there are only exact quantity analysis for purging $(n, 1)$ fork-join queues [12], [13], because such a queue is equivalent to a single queue with n times the service rate. For general purging (n, k) fork-join queues, there are only rough bounds have been given: Joshi et al. [4], [14] resort to the split-merge queue model (see Fig. 2) to find proper upper and lower bounds. Comparing with purging (n, k) fork-join queues, all sub-queues in the split-merge model are blocked and cannot serve subsequent jobs until the first k tasks of the current job are completed, which makes the split-merge model much easier to trace. However, these spit-merge based bounds tend to be extremely loose when k or the load factor ρ increasing, as we depict in Section IV.

Since the non-purging (n, k) fork-join queues cannot be reduced to the split-merge mode, they are more difficulty to

analyze, even the $(n, 1)$ queues. Recently, Fidler et al. [15] gave non-asymptotic statistical bounds on the sojourn times for non-purging fork-join queues. However, those bounds are very rough in their natures.

c) Methodology and Contributions: This paper aims at tackling the uncontrollability of bounds for purging (n, k) fork-join queues and the lack of approximations for non-purging (n, k) fork-join queues.

To find the reliable and controllable approximations/bounds for (n, k) fork-join queues, we trace these queues in a fundamental way: We depict the linear relationships between (n, k) fork-join queues and their (n, n) equivalents, which is then used to bridge the existing approximations of basic fork-join queues to the approximations/bounds of (n, k) fork-join queues. Our innovations and contributions are highlighted as following:

- A brand-new close-form linear transformation technique, by which the distributions/expectations of k^{th} order statistics of a set of identical random variables can be transformed to a close-form linear combination of the distributions/expectations of the maxima of these variables. Meanwhile, there is no need to assume the variables's independence.
- The first reasonable and practical method to approximate the expected sojourn time of non-purging (n, k) fork-join queues with general service time distributions. This method relies on the cooperation between the linear transformation technique and existing approximations for basic fork-join queues.
- Improvements on the upper bounds of expected sojourn time for purging (n, k) fork-join queues, which are gained by resorting the expected sojourn time of purging (n, k) fork-join queues to the expected sojourn time of non-purging equivalent (n, k) fork-join queues.

This paper is organized as following: The linear transformation technique, our key innovation, is developed in Section 2; This key technique is then employed in Section 3 to find proper approximations for non-purging (n, k) fork-join queues; In Section 4, we analyze the flaws of existing upper bounds for purging (n, k) fork-join queues, and depict our corresponding improvements of the upper bounds; In Section 5, we discuss the limitations of the linear transformation technique, and propose some workarounds to these limitations; Related works are reviewed in Section 6; We conclude this work and point out some promising future research directions in Section 7.

II. PRELIMINARIES: LINEAR TRANSFORMATIONS OF ORDER STATISTICS

In this section, we consider a set of random variables $X_{1,2,\dots,n}$, which share the same cumulative distributions (thus called identical random variables). We denote their k^{th} order statistics as $X_{(n,k)}, 1 \leq k \leq n$. To facilitate further analysis, we introduce the concept of mixed possibility.

Definition 1 (Mixed Possibility). The (n, k) -Mixed Possibility $P_{n,k}$ of n identical random variables $x_{1,\dots,n}$ is the following possibility:

$$P_{n,k} = P(X_{1,\dots,k} \leq t, X_{k+1,\dots,n} > t).$$

Specially, we use P_n to denote $P_{n,n}$.

A. Linear Transformation of Mixed Possibilities

Theorem 1 (LT of MP). *There exists a linear transformation from the distributions of maxima to each mixed possibility:*

$$P_{n,k} = \sum_{i=k}^n A_i^{n,k} P_i \quad (1)$$

where the const coefficient

$$A_i^{n,k} = \begin{cases} 1 & i = k, \\ -\sum_{j=1}^{i-k} \binom{n-i+j}{j} A_{i-j}^{n,k} & k+1 \leq i \leq n. \end{cases}$$

Proof. Let

$$P_{\overline{n-k}|k} \equiv P(X_{k+1,\dots,n} > t | X_{1,\dots,k} \leq t)$$

$$P_{\overline{n-k-i}|k} \equiv P(X_{k+i+1,\dots,n} > t, X_{k+1,\dots,k+i} \leq t | X_{1,\dots,k} \leq t)$$

where $1 \leq i \leq n-k$. Then, we derive

$$P_{n,k} = P_{\overline{n-k}|k} P_k \quad (2)$$

and

$$P_{\overline{n-k}|k} = 1 - \sum_{i=1}^{n-k} \binom{n-k}{i} P_{\overline{n-k-i}|k}. \quad (3)$$

As

$$P_{\overline{n-k-i}|k} = \frac{P_{n,k+i}}{P_k}, \quad (4)$$

by insertion of Eq. 4 and 3 into Eq. 2, we derive

$$P_{n,k} = P_k - \sum_{i=k+1}^n \binom{n-k}{i-k} P_{n,i} \quad (5)$$

Expanse Eq. 5, we complete the proof of Theorem 1. \square

Remark. There is no need to assume the independence of the identical variable $x_{1,\dots,n}$ for .

B. Linear Transformation of Cumulative Distributions

Let $F_{n,k} \equiv P(x_{(n,k)} \leq t)$ be the cumulative distribution of the k^{th} order statistic, then the following theorem holds:

Theorem 2 (LT of CDF).

$$F_{n,k} = \sum_{i=k}^n W_i^{n,k} P_i \quad (6)$$

Where the const coefficients $W_i^{n,k}$ are named as W coefficients, and

$$W_i^{n,k} = \sum_{j=k}^i \binom{n}{j} A_i^{n,j} \quad (7)$$

Proof. $F_{n,k}$ can be transformed to a linear combination of mixed possibilities:

$$\begin{aligned} F_{n,k} &= \sum_{i=k}^n \binom{n}{i} P_{n,i} = \sum_{i=k+1}^n \binom{n}{i} P_{n,i} + \binom{n}{k} P_{n,k} \\ &= \begin{cases} P_n & k = n, \\ F_{n,k+1} + \binom{n}{k} P_{n,k} & 1 \leq k \leq n-1. \end{cases} \end{aligned}$$

According to Theorem 1, we derive

$$F_{n,k} = \begin{cases} P_n & k = n, \\ F_{n,k+1} + \binom{n}{k} \sum_{i=k}^n A_i^{n,k} P_i & 1 \leq k \leq n-1. \end{cases} \quad (8)$$

Expanse Eq. 8, we complete the proof of Theorem 2. \square

In the following sections, we restrict the identical random variables $X_{1,2,\dots,n}$ to be positive.

Conjecture 1 (W Coefficients' Checksum is 1). *The sum of W coefficients is always 1:*

$$W_{n,k} \equiv \sum_{i=k}^n W_i^{n,k} = 1, (\forall n, 1 \leq k \leq n).$$

We call $W_{n,k}$ as the W coefficients' checksum. The reason for this conjecture proposal and a non-strict proof is given in the following sub-section.

C. Linear Transformation of Expectations

Let $\mathbb{E}_{n,k} \equiv E[x_{(n,k)}]$ be the expectation of the k^{th} order statistic of a set of positive identical random variables. Specially, we use \mathbb{E}_n to denote $\mathbb{E}_{n,n}$. Then the following theorem holds:

Theorem 3 (LT of Expectations).

$$\mathbb{E}_{n,k} = \sum_{i=k}^n W_i^{n,k} \mathbb{E}_i \quad (9)$$

Proof.

$$\begin{aligned}\mathbb{E}_{n,k} &= \int_0^{+\infty} (1 - F_{n,k}) dt \\ &= \int_0^{+\infty} \left[\sum_{i=k}^n (W_i^{n,k} - W_i^{n,k} P_i) + 1 - W_{n,k} \right] dt \\ &= \underbrace{\int_0^{+\infty} (1 - W_{n,k}) dt}_0 + \sum_{i=k}^n W_i^{n,k} \underbrace{\int_0^{+\infty} (1 - P_i) dt}_{\mathbb{E}_i}\end{aligned}$$

The proof of $\mathbb{E}_i = \int_0^{+\infty} (1 - P_i) dt$ is given by Theorem 4.23 in [16]. As $\mathbb{E}_{n,k} \leq \mathbb{E}_n$ is finite, $\int_0^{+\infty} (1 - W_{n,k}) dt$ must be 0, or $\mathbb{E}_{n,k}$ will be either $+\infty$ or $-\infty$. \square

Remark. Conjecture 1 plays a critical role in finding the linear transformation from the expectations of maxima to the expectation of the k^{th} order statistic. However the calculation of either the W coefficients or the checksum $W_{n,k}$ is not straightforward, as they consist of many items. Before employing Theorem 3, we use a simple solver¹ to give the values of W coefficients and check if the checksum $W_{n,k}$ is 1. Besides, the values of some frequently used W coefficients are also given on the solver website¹.

III. APPROXIMATIONS OF NON-PURGING (n, k) FORK-JOIN QUEUES

We consider an n -node homogenous cluster, where each node i ($1 \leq i \leq n$) has the same service time distribution when processing sub-tasks of the same job. Each node owns a first-come-first-serving sub-queue q_i ($1 \leq i \leq n$) with the assumption of unlimited queue capacity. These n sub-queues constitute a homogenous fork-join queue.

Let λ be the job arrive rate to the fork-join queues, μ be the service rate of node i ($1 \leq i \leq n$), and t_i^j be the sojourn time of the j^{th} job's sub-task assigned to node i . Then, the stable sojourn time of a task in the sub-queue q_i is: $t_i = \lim_{j \rightarrow \infty} t_i^j$.

Definition 2 (Series of Fork-Join Queues). All the basic and non-purging fork-join queues that have the same service time distribution and are under the same job arrival process constitute a series of fork-join queues.

Lemma 1. For a series of fork-join queues, the stable sojourn times of all sub-queues constitute a set of identical positive random variables, no matter which fork-join queue the sub-queue belongs to.

Proof. Recall that all the sub-queues have unlimited capacity, then the sojourn time distribution of a sub-task in a sub-queue depends only on the job arrival process and the service time distribution of the sub-queue. For fork-join queues belongs to the same series, all sub-queues share the same job arrival process and have the same service time distribution. Obviously, the stable sojourn times of all sub-queues have the same distribution. \square

¹<https://github.com/excelwang/WCoefficients>

According to Lemma 1, all conclusions drawn in the preliminary section can be applied here.

Definition 3 (Equivalent Queues). Queues belonging to the same series of fork-join queues are called equivalent queues to each other.

Theorem 4 (LT of Sojourn Time CDF). The sojourn time distribution $F_{n,k} \equiv P(t_{(n,k)} \leq t)$ of a non-purging (n, k) fork-join queue is a linear combination of the equivalent basic fork-join queues' sojourn time distributions:

$$F_{n,k} = \sum_{i=k}^n W_i^{n,k} F_i \quad (10)$$

where F_i is the sojourn time distribution of the equivalent (i, i) basic fork-join queue and $W_i^{n,k}$ is the corresponding W coefficient.

Theorem 5 (LT of Expected Sojourn Time). The expected sojourn time $\mathbb{T}_{n,k} \equiv E[t_{(n,k)}]$ of a non-purging (n, k) fork-join queue is a linear combination of the equivalent basic fork-join queues' expected sojourn times:

$$\mathbb{T}_{n,k} = \sum_{i=k}^n W_i^{n,k} \mathbb{T}_i \quad (11)$$

where \mathbb{T}_i is the expected sojourn time of the equivalent (i, i) basic fork-join queue and $W_i^{n,k}$ is the corresponding W coefficient.

Remark. The independence of service times of sub-queues is not required for Theorem 4 and 5 to hold.

a) *Approximations of Exponential Queues:* Here, we use Theorem 5 to approximate the expected sojourn time of non-purging (n, k) fork-join queues with iid exponential service time, seeing exponential basic fork-join queues have well-form and high-precision approximation expressions. Specifically, we employ Nelson's approximations [5] listed below as the concrete approximations for basic fork-join queues:

$$\begin{aligned}\mathbb{T}_1 &= \frac{1}{\mu(1-\rho)} \\ \mathbb{T}_2 &= \frac{12-\rho}{8} \mathbb{T}_1 \\ \mathbb{T}_n &\simeq \left[\frac{H_n}{H_2} + \frac{4}{11} \left(1 - \frac{H_n}{H_2} \right) \rho \right] \mathbb{T}_2, n \geq 2\end{aligned}$$

where μ and λ are respectively the job arrival rate and the service rate of the basic fork-join queue, $\rho \equiv \frac{\lambda}{\mu}$ is called the load factor of the queue, \mathbb{T}_n is the expected sojourn time of (n, n) basic fork-join queue, and $H_n = \sum_{i=1}^n \frac{1}{i}$ is called the harmonic number.

Consequently, our approximations of the expected sojourn time of exponential non-purging (n, k) fork-join queues can be specified in the following theorem.

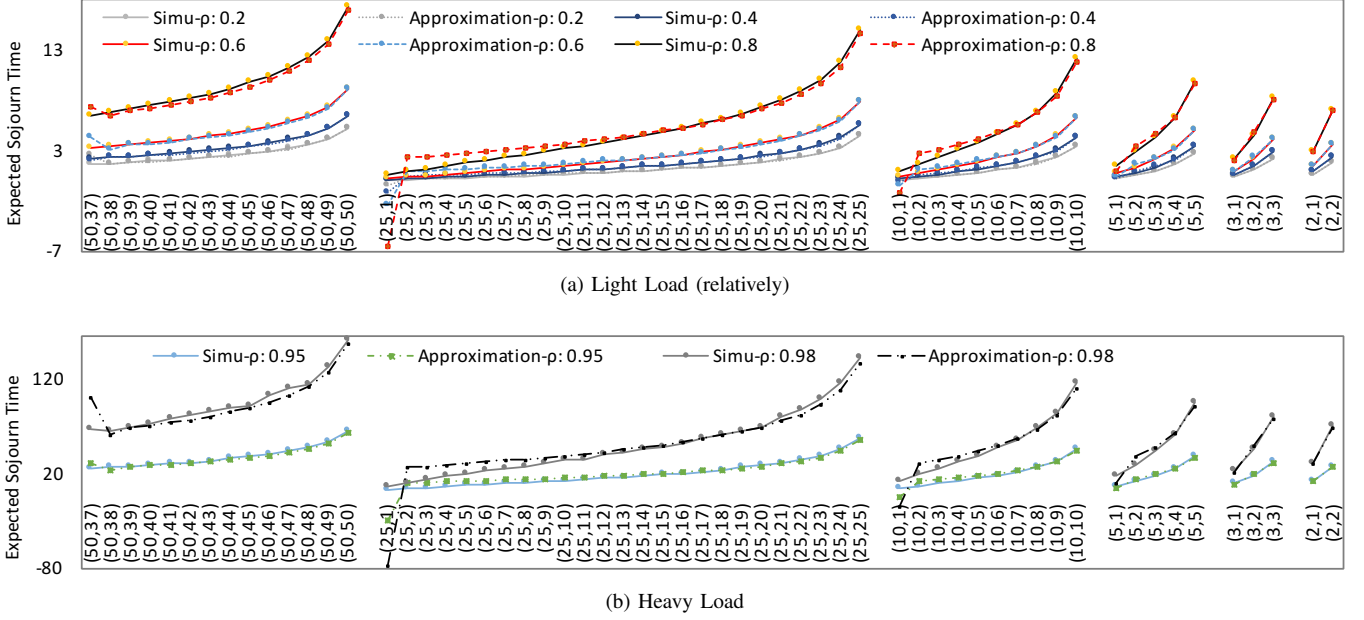


Fig. 3. The Linear-Transformation Approximations for Exponential Non-purging (n, k) Fork-Join Queues ($\mu = 1$)

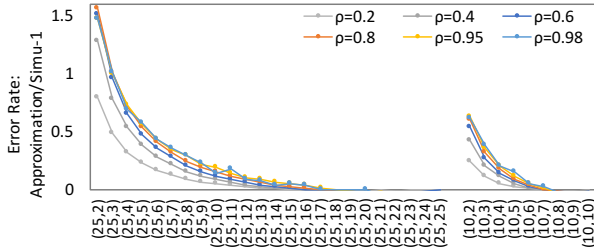


Fig. 4. The Error Rates of Linear-Transformation Approximations ($\mu = 1$)

Theorem 6 (LT Approximation of exponential non-purging queues).

$$\mathbb{T}_{n,k} \simeq \begin{cases} \frac{n}{\mu(1-\rho)} + \frac{12-\rho}{88\mu(1-\rho)} \times \left[\frac{11H_i + 4\rho(H_2 - H_i)}{H_2} \right] & k = 1, \\ \frac{12-\rho}{88\mu(1-\rho)} \sum_{i=k}^n W_i^{n,k} \left[\frac{11H_i + 4\rho(H_2 - H_i)}{H_2} \right] & k \geq 2. \end{cases} \quad (12)$$

where μ and λ are respectively the job arrival rate and the service rate of the target non-purging (n, k) fork-join queue, and $\rho \equiv \frac{\lambda}{\mu}$ is the load factor of the target queue.

We examine these linear-transformation approximations in Eq. 12 against the mean sojourn times of jobs sampled from various simulated non-purging fork-join queues (details of simulation can be found in Appendix A). Results depicted in Fig. 3 and Fig. 4 confirmed the validity of our technique under a moderate value of n ($n \leq 50$) and a relatively large value of k (comparing with n).

We notice that when k is relatively small, the approximation tends to be uncontrollable. This uncontrollability can be due to that the smaller the k is, the more items in Eq. 12 are summed,

and consequently, the more error rates introduced by Nelson's approximations are accumulated.

These results also confirmed the high-precision merit of Nelson's approximations, since the W coefficient tends to be very large with the increase of n , for example $W_{16}^{25,9} = 13146544125$. As a result, the error rate introduced by Nelson's approximation has to be amplified by the large value of the corresponding W coefficient.

IV. BOUNDS OF PURGING (n, k) FORK-JOIN QUEUES

Unlike in non-purging (n, k) fork-join queues, the sojourn time distribution of a sub-queue in purging (n, k) fork-join queues changes when either n or k varies, and thus differs from the sojourn time distribution of a sub-queue in equivalent basic fork-join queues (queues with the same service time distributions and under the same job arrival process as the purging queues, namely). Consequently, we cannot build similar linear-transformation approximations for purging queue. However, the expected sojourn time of a non-purging queue can serve as the upper bound of the expected sojourn time of the equivalent purging queue.

A. The Naive Upper Bounds

Theorem 7 (Naive Upper Bound). *The expected sojourn time $\mathbb{T}_{n,k}$ of a purging (n, k) fork-join queue can be upper-bounded as following:*

$$\mathbb{T}_{n,k} \leq \sum_{i=k}^n W_i^{n,k} \mathbb{T}_i \quad (13)$$

where \mathbb{T}_i is the expected sojourn time of the basic fork-join queue with the same service time distribution and under the same job arrival process as the target purging queue.

Proof. The left part of Eq. 13 is the expected sojourn time of the equivalent non-purging (n, k) fork-join queue. As the expected queue length of a stable purging (n, k) fork-join queue is no longer than that of the equivalent non-purging queue, the expected sojourn time of the purging (n, k) fork-join queue is thus no larger than that of its non-purging equivalent queue. \square

a) *Comparing with Existing Stat-of-the-Art Upper Bounds:* Existing state-of-the-art upper bounds on the expected sojourn time of purging (n, k) fork-join queues with iid service times are the *split-merge bounds* given by Joshi et al. [14]:

$$\mathbb{T}_{n,k} \leq E[X_{(n,k)}] + \frac{\lambda E[X_{(n,k)}^2]}{2(1 - \lambda E[X_{(n,k)}])} \quad (14)$$

where λ is the job arrival rate and $X_{(n,k)}$ is the k^{th} order statistic of the iid service times: $X_{1,\dots,n}$.

The left part of Eq. 14 is the expected sojourn time of a split-merge queue with the same service time distribution and under the same job arrival process as the target purging queue.

Corollary 1. *The split-merge bounds become much looser than the naive upper bound when $\lambda \rightarrow \frac{1}{E[X_{(n,k)}]}$*

Proof. When $\lambda \rightarrow \frac{1}{E[X_{(n,k)}]}$, the approximations given by Eq. 14 approach $+\infty$. Moreover, the approximations become meaningless when $\lambda \geq \frac{1}{E[X_{(n,k)}]}$. As a contrast, our naive approximations are a finite meaningful values, as long as $\lambda < \left[\mu \equiv \frac{1}{E[X_{(1,1)}]} \geq \frac{1}{E[X_{(n,k)}]} \right]$. \square

Remark. Apparently there is a range of load factor $\frac{E[X_{(1,1)}]}{E[X_{(n,k)}]} \leq \left[\rho \equiv \frac{\lambda}{\mu} \right] < 1$ cannot be bounded by Eq. 14, and the larger k is, the smaller bounded ρ range is, while the naive bounds are applicable as long as $\rho < 1$.

Corollary 2. *The naive bounds become much looser than the split-merge bounds when $k \rightarrow 1$.*

Proof. When $k \rightarrow 1$, more and more sub-tasks are purged from both the sub-queues and the service stations when the k^{th} finished sub-task is acknowledged by the queue. Consequently, the expected queue length becomes shorter and shorter than that of the equivalent non-purging queue. On the contrary, the queue length of the equivalent split-merge queue become closer and closer to the queue length of the target purging (n, k) fork-join queue. At last, the purging $(n, 1)$ fork-join queue equates to the $(n, 1)$ split-merge queue, which gives us the follow close-form solution of the expected sojourn time of the purging $(n, 1)$ fork-join queue: $\mathbb{T}_{n,1} = E[X_{(n,1)}] + \frac{\lambda E[X_{(n,1)}^2]}{2(1 - \lambda E[X_{(n,1)}])}$ \square

Remark. On the other side of the Corollary 2, when $k \rightarrow n$, the queue length of the purging (n, k) fork-join queues become closer and closer to that of the equivalent non-purging queues. At last, the purging (n, n) fork-join queue equates to the equivalent non-purging (n, n) fork-join queue.

B. The Refined Upper Bounds

Theorem 8 (Refined Upper Bound). *The expected sojourn time $\mathbb{T}_{n,k}$ of purging (n, k) fork-join queues with iid service times can be upper-bounded as following:*

$$\mathbb{T}_{n,k} \leq \begin{cases} \sum_{i=k}^n W_i^{n,k} \mathbb{T}_i & \lambda \geq \frac{1}{E[X_{(n,k)}]}, \\ \max \left(\sum_{i=k}^n W_i^{n,k} \mathbb{T}_i, \frac{E[X_{(n,k)}] + \frac{\lambda E[X_{(n,k)}^2]}{2(1 - \lambda E[X_{(n,k)}])}}{\lambda} \right) & \text{otherwise.} \end{cases} \quad (15)$$

where \mathbb{T}_i is the expected sojourn time of the equivalent basic fork-join queue, λ is the job arrival rate, and $X_{(n,k)}$ is the k^{th} order statistic of the iid service times: $X_{1,\dots,n}$.

Proof. According to Corollary 1 and 2, and excluding the split-merge bound when $\lambda \geq \frac{1}{E[X_{(n,k)}]}$, we derive Eq. 15. \square

Remark. Although Eq. 15 has extended the bounded-able range of ρ from $[0, \frac{E[X_{(1,1)}]}{E[X_{(n,k)}]}]$ to $[0, 1)$, there is still an untamed range of ρ , since purging (n, k) fork-join queues may still keep stable even when $\rho \geq 1$.

a) *Upper Bounds for Exponential Queues:* Specially, we give the refined upper bounds for purging (n, k) fork-join queues with exponential iid service times.

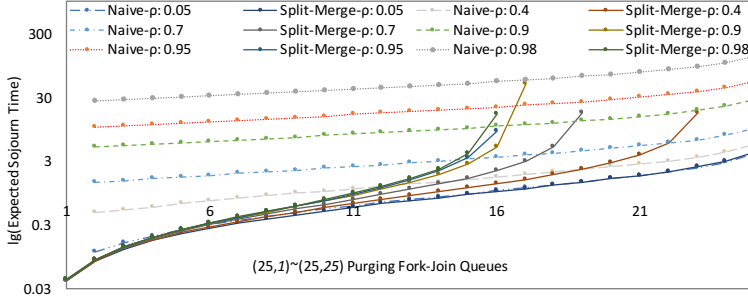
Theorem 9 (Refined Upper Bound for Exponential Purging Queues). *The expected sojourn time $\mathbb{T}_{n,k}$ of purging (n, k) fork-join queues with exponential iid service times can be upper-bounded as following:*

$$\mathbb{T}_{n,k} \leq \begin{cases} \underbrace{\sum_{i=k}^n W_i^{n,k} \left[\frac{12-\rho}{88\mu(1-\rho)} \times \frac{11H_i + 4\rho(H_2 - H_i)}{H_2} \right]}_{\text{Naive}} & \text{when } k \geq 2 \text{ and } \rho \geq \frac{1}{H_n - H_{n-k}}, \\ \max \left(\underbrace{\sum_{i=k}^n W_i^{n,k} \left[\frac{H_n - H_{n-k} + \frac{\mu}{\rho[(H_{n,2} - H_{(n-k),2}) + (H_n - H_{(n-k)})^2]}]}_{\text{Split-Merge}}, \right.} \right. \\ \left. \left. \frac{\rho[(H_{n,2} - H_{(n-k),2}) + (H_n - H_{(n-k)})^2]}{2\mu[1 - \rho(H_n - H_{n-k})]} \right) \right) & \text{otherwise.} \end{cases} \quad (16)$$

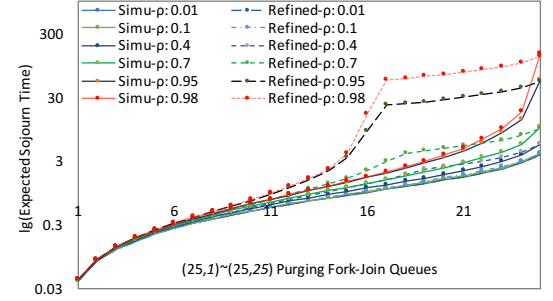
where μ and λ are respectively the job arrival rate and the service rate of the target purging (n, k) fork-join queue, $\rho \equiv \frac{\lambda}{\mu}$, and $H_{n^2} = \sum_{i=1}^n \frac{1}{i^2}$.

Proof. The split-merge part of the Eq. 16 is already given by Theorem 2 of [4]. According to Theorem 6 and 8, we derive Eq. 16. \square

Numerical comparisons between naive upper bounds and split-merge upper bounds are depicted in Fig. 5 (a): Split-merge upper bounds become extremely pessimistic with the increase of k , but tend to be much tighter than naive bounds when k is small. These results are consistent with Corollary 1 and 2.



(a) Naive Upper Bounds v.s. Split-Merge Upper Bounds



(b) Refined Bounds v.s. Simulations

Fig. 5. Upper Bounds for Purging $(25, 1) \sim (25, 25)$ Fork-Join Queues ($\mu = 1$)

The refined bounds are examined against the mean sojourn times of jobs sampled from various simulated purging fork-join queues (details of simulation can be found in Appendix A). Results depicted in Fig. 5 (b) shows: There is still plenty of room of improving the upper bounds when k is relatively large.

C. Lower Bounds

To complete our work, we review and compare the state-of-the-art lower bounds for purging (n, k) fork-join queues.

The state-of-the-art lower bounds on the expected sojourn time of purging (n, k) fork-join queues with iid general service times are given in [14]:

$$\mathbb{T}_{(n,k)} \geq E[X_{(n,k)}] + \frac{\lambda E[X_{(n,1)}^2]}{2(1 - \lambda E[X_{(n,1)}])} \quad (17)$$

where λ is the job arrival rate and $X_{(n,k)}$ is the k^{th} order statistic of the iid service times: $X_{1,\dots,n}$.

a) *Lower Bounds for Exponential Queues:* For purging (n, k) fork-join queues with iid exponential service times, there are staging-analysis-based lower bounds [4]:

$$T_{n,k} \geq \frac{H_n - H_{n-k}}{\mu} + \frac{\rho(H_{n(n-\rho)} - H_{(n-k)(n-k-\rho)})}{\mu} \quad (18)$$

where μ and λ are respectively the job arrival rate and the service rate of the target purging (n, k) fork-join queue, $\rho \equiv \frac{\lambda}{\mu}$, and $H_{n(n-\rho)} = \sum_{i=1}^n \frac{1}{n(n-\rho)}$.

This staging lower bound is adapted from the staging lower bound for basic fork-join queues proposed in [9]. As the staging analysis requires a memory-less property of the service time distributions, the staging lower bounds cannot be applied to purging (n, k) fork-join queues with general service times.

Theorem 10. *the staging lower bounds are tighter than the split-merge lower bounds.*

Proof. The exact form of Eq. 17 for exponential purging (n, k) fork-join queues can be transformed to:

$$T_{(n,k)} \geq \frac{H_n - H_{n-k}}{\mu} + \frac{\rho(H_{n(n-\rho)} - H_{(n-1)(n-1-\rho)})}{\mu}.$$

As $H_{(n-k)(n-k-\rho)} < H_{(n-1)(n-1-\rho)}$ when $k > 1$, we derive Theorem 10. \square

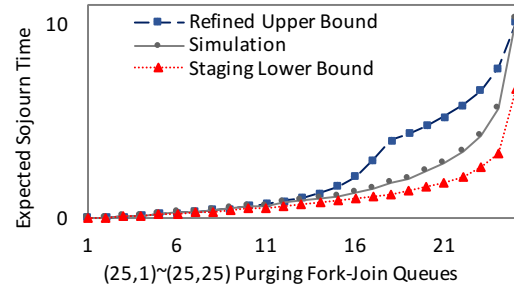


Fig. 6. Bounds v.s. Simulations for Purging (n, k) Fork-Join Queues ($\mu = 1, \rho = 0.7$)

TABLE I
APPROXIMATED $T_{n,k}$ BASED ON SIMULATED T_k ($\mu = 1$)

(n, k)	$\rho: 0.05$	$\rho: 0.4$	$\rho: 0.8$
(20,17)	25.17029838	-37.93974618	70.76161205
(20,18)	0.412468275	6.238904164	3.024177347
(20,19)	2.772567927	3.796009747	11.47066833

Fig. 6 depicts the large gap between the upper bounds and the lower bounds when k is relatively large, due to which, we can hardly find reasonable approximations of the expected sojourn time of purging (n, k) fork-join queues.

V. DISCUSSION

Unfortunately, there is an unnegligible limitation when put the new proposed linear transformation technique into practices: The value of W coefficient increases explosively with the increase of n , for example $W_{37}^{40,37} = \binom{40}{37} = 9880$, $W_{37}^{50,37} = \binom{50}{37} = 354860518600$, and $W_{37}^{100,37} = \binom{100}{37} = 3.42002954749393 \times 10^{27}$, as a result of which, the original negligible error rate of T_n in Theorem 5 will be amplified into a huge deviation of the approximated $T_{n,k}$. For example, when we use simulated T_k to estimate $T_{n,k}$, the result approximations are far from acceptable (see Tab. I), and far behind the approximated $T_{n,k}$ based on Nelson's approximations of T_k (see Fig. 3). These surprising results can be due to the fluctuation of the simulated T_k (see Fig. 7). Consequently, the practicability of the linear transformation technique depends on whether we can find high-precision approximations of T_k .

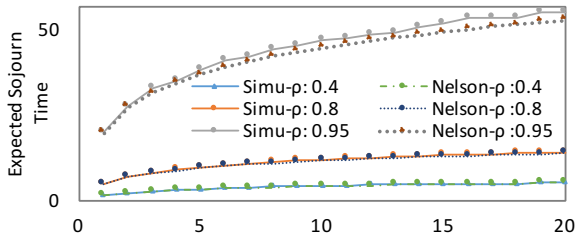


Fig. 7. Simulations v.s. Nelson's Approximations for $(1, 1) \sim (20, 20)$ Basic Fork-Join Queues ($\mu=1$)

TABLE II
APPROXIMATED $T_{n,k}$ BASED ON NELSON'S T_k ($\mu = 1$)

(n, k)	$\rho: 0.2$	$\rho: 0.4$	$\rho: 0.8$
(50,34)	-317.7265625	-203.25	-580.0859375
(50,35)	23	-7.599609375	-18.87890625
(50,36)	-4.269042969	4.208007813	9.935546875

Fig. 3 has depict that accuracy of Nelson's approximations is acceptable when $n \leq 50$ and k is relatively large comparing with n . However the approximations are similarly unacceptable when k is relatively small and $n \geq 25$ (see Tab. II). The fundamental solution of this problem is to scale down the W coefficients, which is a promising research direction needs further efforts. Before we can do that, a workaround to this problem is resorting the approximations of $T_{n,k}$ to T_k when the approximated $T_{n,k}$ is larger than T_k , or to the staging lower bound when the approximated $T_{n,k}$ is smaller than the staging lower bound.

Anyway, this linear transformation technique is capable of estimating the performance of most of replicated systems in practice:

- For purging or non-purging $(n, k > 1)$ fork-join systems, the number of forked sub-tasks of a job rarely exceeds 10, for example the replica factor of either Dynamo or Cassandra is commonly 3. Under such configuration, either the read operation or the write operation in Dynamo/Cassandra will be forked into 3 copies exactly.
- Most of real-life $(n, 1)$ fork-join systems are purging types, for example Hadoop will start speculative tasks for straggler tasks, and will killed remaining tasks once the first finished task appeared. As we pointed out in the proof of Corollary 2, there are already close-form exact solutions for purging $(n, 1)$ fork-join systems.

From another perspective, the linear transformation technique can be used to check the precisions of the simulators and find better close-form approximations of the expected sojourn time of basic fork-join queues than Nelson's approximations.

VI. RELATED WORKS

a) *Order Statistics*: Bertsimas et al. [17] gave some tight bounds on the expectation of the k^{th} order statistic given the first and second moment information on n real-valued random variables. Instead of giving approximated bounds, we give exact linear transformations for k^{th} order statistic in

this paper. Shi et al. [18] proposed a dynamic programming algorithm to compute the order statistics of a set of correlated random variables which are not required to have identical distributions. This algorithm relies on the existence of methods of computing the distribution of minimum and maximum of target correlated random variables. As a contrast, our work is more formal and easier to practice for the reveal of the linear transformation technique, and only requires the existence of computing methods for the distribution of maximum.

b) *Basic Fork-Join Queues*: The most influential approximation work for $n \geq 3$ exponential fork-join queue was proposed by Nelson et. al. in 1988 [5]. It is based on the fact that the sojourn times $X_{1,...,k}$ of sub-tasks $1, \dots, k$ are associated variables [6], whose maximum can be bounded by the maximum of their iid equivalents. The lower bound is obtained by neglecting queueing effects. The approximation is a linear mixture of the upper and lower bounds. Parameters of the mixture are learned based on the mean sojourn times of jobs sampled from simulated basic fork-join queues. Many following works [8], [9] measure the performance of exponential fork-join queues using similar bounding and linear techniques.

Varki et al. [9] improve the lower bound by the staging analysis [19] based on the memory-less property of exponential service times, and use the mean value of Nelson's upper bounds and the staging lower bounds as the approximation. According to the experiments in [7], Nelson's approximation is still the most reliable one for exponential queues comparing with following works including [8] and [9].

Varma et al. [8] extended Nelson's approximation to general service time distribution using a light traffic interpolation technique. Thomasian et al. [10] employed linear regression over the statistics of simulated fork-join jobs to find the parameters of their approximation equation for the expected sojourn time. However any change in service time distribution will lead to re-simulation and re-regression. Recently, Rizk et al. [11] proposed the first computable bounds on waiting and sojourn time of fork-join queues with general service times by using martingales. However the upper bound is looser than Nelson's upper bound when it comes to exponential service time distributions. Fidler et al. [15] considered the multi-stage nature of many fork-join queue networks, and proposed their end-to-end delay bounds.

Our work is orthogonal to the above concrete approximation methods for basic fork-join queues.

c) *Purging (n, k) Fork-Join Queues*: There are some exact quantity analysis [12], [13] for purging $(n, 1)$ fork-join queues, as it is equivalent to a single queue with n times the service rate. Gardner et al. [12] gave comprehensive research on multi-class jobs, interfering from un-forked jobs, heterogeneous service time distributions. Lee et al. [13] take the purging overheads of into consideration, since the cancellation of running jobs typically incurs non-negligible delays in practice.

For purging $(n, k > 1)$ fork-join queues, there is even no applicable approximations currently. Joshi et al. [4] extended the staging analysis to exponential (n, k) fork-join queues to

find the lower bounds. The upper and lower bounds for (n, k) fork-join queues with general service times are given by Joshi et al. in [4], [14], by resorting the fork-join queue to a much easily traceable queue model, the split-merge queue, where all sub-queues are blocked and cannot serve subsequent tasks until any k tasks of the current job are completed. As depicted in Fig. 5 (a), the upper bounds tend to be very rough when increasing k or the load factor ρ .

d) *Non-Purging (n, k) Fork-Join Queues:* The typical use case of non-purging (n, k) fork-join queues is the write processing in Cassandra. The details can be found in [20]. Recently Fidler et al. [15] gave non-asymptotic statistical bounds on the sojourn time for non-purging (n, k) fork-join queues, which are very rough in their natures.

VII. CONCLUSION AND FUTURE WORK

Despite the popularity of (n, k) fork-join queues in Big Data systems and many other fields, there are no practical approximations of their expected sojourn time. Only some spit-merge based rough bounds have been given, which tend to be extremely loose when increasing k or the load factor ρ . The situation is even worse for non-purging (n, k) fork-join queues since they cannot be resorted to the split-merge model, and thus are more difficulty to analyze.

This paper tackled the above uncontrollability of the bounds for purging (n, k) fork-join queues and the lack of approximations for non-purging (n, k) fork-join queues. We trace (n, k) fork-join queues in a fundamental way:

- 1) A brand-new close-form linear transformation technique is developed for identical random variables and then employed to approximate the expected sojourn time of non-purging (n, k) fork-join queues, with the help of existing approximation techniques for basic fork-join queues.
- 2) Improvements over upper bounds on the expected sojourn time of purging (n, k) fork-join queues are also gained by resorting the purging queues to their non-purging equivalents.

Above innovations are examined by simulation experiments and numerical comparisons with the stat-of-the-arts. Results show that this linear transformation approach is practiced well for exponential (n, k) fork-join queues with moderate n and relatively large k . However, the limitation of this linear transformation technique is not negligible: The value of W coefficient (the coefficients for the linear combination) increases explosively with the increase of n , as a result of which, original negligible approximation error rates of basic fork-join queues will be amplified into huge deviations of the approximations for (n, k) fork-join queues. Although approximations for real-life fork-join systems are unlikely be influenced, we proposed some workarounds to this limitation.

In the future, more efforts should be put into: Scaling down the W coefficient, improving approximations for basic fork-join queues with the help of the linear transformation technique, and analyzing/optimizing the performance of real-life (n, k) fork-join systems.

APPENDIX

The simulator used in this paper is Fokulator-p², which is forked from Forkulator [21], with the additional feature of simulating purging (n, k) fork-join queues. For each pair of simulated n and k , the service rate μ is set to 1, and simulated jobs are sampled at 1% rate and the mean sojourn time are calculated on 10000 samples.

REFERENCES

- [1] V. K. Vavilapalli, A. C. Murthy, C. Douglas, S. Agarwal, M. Konar, R. Evans, T. Graves, J. Lowe, H. Shah, S. Seth, B. Saha, C. Curino, O. O'Malley, S. Radia, B. Reed, and E. Baldeschwieler, "Apache Hadoop YARN: yet another resource negotiator." *SoCC*, pp. 1–16, 2013.
- [2] A. Lakshman and P. Malik, "Cassandra: a decentralized structured storage system." *Operating Systems Review*, vol. 44, no. 2, pp. 35–40, 2010.
- [3] G. DeCandia, D. Hastorun, M. Jampani, G. Kakulapati, A. Lakshman, A. Pilchin, S. Sivasubramanian, P. Vosschall, and W. Vogels, "Dynamo," in *twenty-first ACM SIGOPS symposium*. New York, New York, USA: ACM Press, 2007, pp. 205–220.
- [4] G. Joshi, Y. Liu, and E. Soljanin, "Coding for fast content download," in *2012 50th Annual Allerton Conference on Communication, Control, and Computing (Allerton)*. IEEE, 2012, pp. 326–333.
- [5] R. D. Nelson and A. N. Tantawi, "Approximate Analysis of Fork/Join Synchronization in Parallel Queues." *IEEE Trans. Computers*, vol. 37, no. 6, pp. 739–743, 1988.
- [6] J. D. Esary, F. Proschan, and D. W. Walkup, "Association of Random Variables, with Applications," *The Annals of Mathematical Statistics*, vol. 38, no. 5, pp. 1466–1474, Oct. 1967.
- [7] A. Lebrecht and W. Knottenbelt, "Response time approximations in fork-join queues," 2007.
- [8] S. Varma and A. M. Makowski, "Interpolation Approximations for Symmetric Fork-Join Queues." *Perform. Eval.*, vol. 20, no. 1, pp. 245–265, 1994.
- [9] E. Varki, "Response Time Analysis of Parallel Computer and Storage Systems." *IEEE Trans. Parallel Distrib. Syst.*, 2001.
- [10] A. Thomasian and A. N. Tantawi, "Approximate solutions for M/G/1 fork/join synchronization." *Winter Simulation Conference*, pp. 361–368, 1994.
- [11] A. Rizk, F. Poloczek, and F. Ciucu, "Computable Bounds in Fork-Join Queueing Systems." *SIGMETRICS*, pp. 335–346, 2015.
- [12] K. Gardner, S. Zbarsky, S. Doroudi, M. Harchol-Balter, and E. Hytiä, "Reducing Latency via Redundant Requests: Exact Analysis." *SIGMETRICS*, pp. 347–360, 2015.
- [13] K. Lee, R. Pedarsani, and K. Ramchandran, "On Scheduling Redundant Requests With Cancellation Overheads," *IEEE/ACM Transactions on Networking*, vol. 25, no. 2, pp. 1279–1290, 2017.
- [14] G. Joshi, E. Soljanin, and G. W. Wornell, "Efficient Redundancy Techniques for Latency Reduction in Cloud Systems." *TOMPECS*, vol. 2, no. 2, pp. 1–30, 2017.
- [15] M. Fidler and Y. Jiang, "Non-asymptotic delay bounds for (k, l) fork-join systems and multi-stage fork-join networks." *INFOCOM*, 2016.
- [16] A. F. K. auth, *Probability*, 1st ed., ser. Springer Texts in Statistics. Springer-Verlag New York, 1993.
- [17] D. Bertsimas, K. Natarajan, and C.-P. Teo, "Tight Bounds on Expected Order Statistics," *Probability in the Engineering and Information Sciences*, vol. 20, no. 04, p. 441, Sep. 2006.
- [18] Y. Shi, J. Xiong, V. Zolotov, and C. Visweswariah, "Order statistics for correlated random variables and its application to at-speed testing," *ACM Transactions on Design Automation of Electronic Systems (TODAES)*, vol. 18, no. 3, pp. 42–20, Jul. 2013.
- [19] K. S. Trivedi, "Probability and statistics with reliability, queueing, and computer science applications." 1982.
- [20] X. Huang, J. Wang, J. Bai, G. Ding, and M. Long, "Inherent Replica Inconsistency in Cassandra," in *2014 IEEE International Congress on Big Data (BigData Congress)*. IEEE, 2014, pp. 740–747.
- [21] M. Fidler, B. Walker, and Y. Jiang, "Non-Asymptotic Delay Bounds for Multi-Server Systems with Synchronization Constraints," Oct. 2016.

²<https://github.com/excelwang/forkulator-p>