

The Carnegie Supernova Project I: photometry data release of low-redshift stripped-envelope supernovae*

M. D. Stritzinger^{1,2}, J. P. Anderson³, C. Contreras^{2,1}, E. Heinrich-Josties^{4,5}, N. Morrell², M. M. Phillips², J. Anais², L. Boldt², L. Busta⁶, C. R. Burns⁵, A. Campillay², C. Corco^{7,2}, S. Castellon², G. Folatelli^{8,2}, C. González², S. Holmbo¹, E. Y. Hsiao^{9,1,2}, W. Krzeminski^{10,2}, F. Salgado^{11,2}, J. Serón^{7,2}, S. Torres-Robledo^{12,2}, W. L. Freedman^{13,5}, M. Hamuy^{14,2}, K. Krisciunas¹⁵, B. F. Madore^{5,16}, S. E. Persson⁵, M. Roth², N. B. Suntzeff¹⁵, F. Taddia¹⁷, W. Li^{18,19}, and A. V. Filippenko^{18,20}

- ¹ Department of Physics and Astronomy, Aarhus University, Ny Munkegade 120, DK-8000 Aarhus C, Denmark (e-mail: max@phys.au.dk)
- ² Carnegie Observatories, Las Campanas Observatory, Casilla 601, La Serena, Chile
- ³ European Southern Observatory, Alonso de Cordova 3107, Vitacura, Casilla 19001, Santiago, Chile
- ⁴ Las Cumbres Observatory, 6740 Cortona Dr., Suite 102, Goleta, CA 93117, USA
- ⁵ Observatories of the Carnegie Institution for Science, 813 Santa Barbara St., Pasadena, CA 91101, USA
- ⁶ Institut für Astro- and Particle Physics, University of Innsbruck, A-6020 Innsbruck, Austria
- ⁷ Cerro Tololo Inter-American Observatory, Casilla 603, La Serena, Chile
- ⁸ Facultad de Ciencias Astronómicas y Geofísicas, Universidad Nacional de La Plata, Paseo del Bosque S/N, B1900FWA La Plata, Argentina
- ⁹ Department of Physics, Florida State University, 77 Chieftain Way, Tallahassee, FL, 32306, USA
- ¹⁰ N. Copernicus Astronomical Center, ul. Bartycka 18, 00-716, Warszawa, Poland
- ¹¹ Leiden Observatory, Leiden University, PO Box 9513, NL-2300 RA Leiden, The Netherlands
- ¹² SOAR Telescope, Casilla 603, La Serena, Chile
- ¹³ Department of Astronomy & Astrophysics, University of Chicago, 5640 South Ellis Avenue, Chicago, IL 60637, USA
- ¹⁴ Departamento de Astronomía, Universidad de Chile, Casilla 36D, Santiago, Chile
- ¹⁵ George P. and Cynthia Woods Mitchell Institute for Fundamental Physics and Astronomy, Department of Physics and Astronomy, Texas A&M University, College Station, TX 77843, USA
- ¹⁶ Infrared Processing and Analysis Center, Caltech/Jet Propulsion Laboratory, Pasadena, CA 91125, USA
- ¹⁷ The Oskar Klein Centre, Department of Astronomy, Stockholm University, AlbaNova, 10691 Stockholm, Sweden
- ¹⁸ Department of Astronomy, University of California, Berkeley, CA 94720-3411, USA
- ¹⁹ Deceased 12 December 2011
- ²⁰ Senior Miller Fellow, Miller Institute for Basic Research in Science, University of California, Berkeley, CA 94720, USA

Received 22 March 2017 / Accepted XX August 2017

Abstract

The first phase of the *Carnegie Supernova Project* (CSP-I) was a dedicated supernova follow-up program based at the Las Campanas Observatory that collected science data of young, low-redshift supernovae between 2004 and 2009. Presented in this paper is the CSP-I photometric data release of low-redshift stripped-envelope core-collapse supernovae. The data consist of optical (*uBgVri*) photometry of 34 objects, with a subset of 26 having near-infrared (*YJH*) photometry. Twenty objects have optical pre-maximum coverage with a subset of 12 beginning at least five days prior to the epoch of *B*-band maximum brightness. In the near-infrared, 17 objects have pre-maximum observations with a subset of 14 beginning at least five days prior to the epoch of *J*-band maximum brightness. Analysis of this photometric data release is presented in companion papers focusing on techniques to estimate host-galaxy extinction (Stritzinger et al., submitted) and the light-curve and progenitor star properties of the sample (Taddia et al., submitted). The analysis of an accompanying visual-wavelength spectroscopy sample of ~ 150 spectra will be the subject of a future paper.

Key words. supernovae: general, individual: SN 2004ew, SN 2004ex, SN 2004fe, SN 2004ff, SN 2004gq, SN 2004gt, SN 2004gv, SN 2005Q, SN 2005aw, SN 2005bf, SN 2005bj, SN 2005em, SN 2006T, SN 2006ba, SN 2006bf, SN 2006ep, SN 2006fo, SN 2006ir, SN 2006lc, SN 2007C, SN 2007Y, SN 2007ag, SN 2007hn, SN 2007kj, SN 2007rz, SN 2008aq, SN 2008gc, SN 2008hh, SN 2009K, SN 2009Z, SN 2009bb, SN 2009ca, SN 2009dp, SN 2009dt

1. Introduction

The first phase of the *Carnegie Supernova Project* (CSP-I; Hamuy et al. 2006) was an observational supernova (SN) follow-

up program that collected data on most varieties of supernovae (SNe) between 2004 to 2009, mainly using facilities located at the Las Campanas Observatory (LCO). A key goal of the CSP-I was to build a well-observed sample of stripped-envelope (SE) core-collapse SNe in a stable and well-characterized photometric system. SE SNe (which we define as Type IIb, Type Ib,

* Based on observations collected at Las Campanas Observatory.

Type Ic, and Type Ic-BL SNe, collectively) are thought to be linked to the death of massive stars which experience significant mass loss over their evolutionary lifetimes. Contemporary estimates from a volume-limited sample obtained during the Lick Observatory Supernova Search (LOSS; Filippenko et al. 2001; Filippenko 2005) with the Katzman Automatic Imaging Telescope suggest that SE SNe account for $\sim 26\%$ of the overall SN rate in the local Universe (Li et al. 2011).

The presence of residual hydrogen and helium maintained by the progenitor at the time of explosion, and how it manifests itself in the optical spectrum of the SN, provides the basis for today’s spectral classification scheme of SE SNe (see, e.g., Filippenko 1997; Gal-Yam 2017; Liu et al. 2016; Modjaz et al. 2016; Shivvers et al. 2017; Prentice & Mazzali 2017). Based mostly on historical observations, the current classification system has become somewhat ambiguous with the advent of detailed spectroscopic follow-up campaigns of low-redshift objects. SE SNe are grouped into subtypes based on spectroscopic signatures ranging from helium rich with traces of hydrogen (Type Iib), to helium rich with no traces of hydrogen (Type Ib), to helium and hydrogen deficient (Type Ic). Early-time spectra of SNe Iib exhibit prevalent P-Cygni Balmer lines akin to normal hydrogen-rich SN II; however, by several weeks past explosion their spectrum experiences a metamorphosis and subsequently resembles that of a classical SN Ib. Given these unique characteristics, such transitional objects are designated SNe Iib, of which SN 1987K was the first known example (Filippenko 1988) and SN 1993J is the prototypical example (e.g., Filippenko, Matheson, & Ho 1993; Swartz et al. 1993). In both SNe Iib and SNe Ib, He I features tend to dominate the spectrum around a month past explosion (Harkness et al. 1987; Matheson et al. 2001). The current classification scheme therefore reflects to first order the mass-loss history of the progenitors with increased stripping driving the SN Iib \rightarrow SN Ib \rightarrow SN Ic spectroscopic sequence.

Initially, SNe Ib and Ic garnered relatively little interest within the astronomical community. This changed in 1998, when the gamma-ray burst (GRB) 980425 was demonstrated to be linked to the peculiar Type Ic SN 1998bw (Galama et al. 1998; Iwamoto et al. 1998), which showed very broad spectral lines. Five years later the GRB–SN connection was firmly established (Hjorth et al. 2003; Matheson et al. 2003; Stanek et al. 2003; Mazzali et al. 2006). In each instance of a GRB–SN association, the underlying “relativistic” SN exhibited broad absorption features indicative of expansion velocities in excess of $\sim 30,000$ km s $^{-1}$, and explosion energies of $\gtrsim 10^{52}$ erg. These events are thought to be powered by a central engine or a relativistic outflow, and constitute only $\sim 1\%$ of the total SE SN population.

For comparison, the vast majority of *normal* SE SNe typically exhibit expansion velocities of $< 15,000$ km s $^{-1}$, and kinetic energies of $\sim 10^{51}$ erg. Interestingly, an additional subtype has been identified that shows enhanced expansion velocities ($\sim 20,000$ km s $^{-1}$), but whose kinetic energies are equivalent to those of normal SE SNe. Given their spectral characteristics these objects are commonly referred to as BL (broad-lined). SN 2002ap serves as the prototypical BL SN Ic (Mazzali et al. 2002; Foley et al. 2003), while SN 2003bg is the first identified BL SN Iib (Hamuy et al. 2009; Mazzali et al. 2009). Finally, a handful of peculiar events has been studied that do not follow the light curve and/or spectral templates garnered from the normal SE SN population. These objects may, as in the case of SN 2005bf (see light curves below), exhibit bizarre double-humped light curves (see also Anupama et al. 2005; Tominaga et al. 2005; Folatelli et al. 2006), or in the instances of

SN 2001co, SN 2005E, and SN 2005cz, enhanced calcium abundances (Filippenko et al. 2003; Perets et al. 2010; Kawabata et al. 2010).

Although the identity of SE SN progenitors has long remained rather inconclusive, the early-time light-curve evolution of the Type Iib SN 1993J exhibited an initial declining phase right after its explosion, followed by a rise to peak luminosity driven by the decay of ^{56}Ni within several weeks (e.g., van Driel et al. 1993; Richmond et al. 1994). This light-curve evolution is indicative of a massive progenitor that explodes via core collapse. A similar early-time bump was also detected in the Type Ib SN 1999ex (Stritzinger et al. 2002), and in recent years early bumps have been used to constrain the radius of the progenitor star in a number of cases, such as SN 2008D (Chevalier & Fransson 2008; Bersten et al. 2013), SN 2011dh (Arcavi et al. 2011; Soderberg et al. 2012; Bersten et al. 2012), SN 2011fu (Kumar et al. 2013), SN 2011hs (Bufano et al. 2014), SN 2013df (Morales-Garoffolo et al. 2014), and SN 2016gkg (Tartaglia et al. 2017; Arcavi et al. 2017).

Efforts to model SE SNe usually assume progenitor systems encompassing either single massive ($> 20 M_{\odot}$) Wolf-Rayet stars, or moderately massive (8–25 M_{\odot}) stars in binary systems (see, e.g., Gaskell et al. 1986; Shigeyama et al. 1990; Podsiadlowski et al. 1993; Nomoto et al. 1993; Woosely, Langer, & Weaver 1993; Iwamoto et al. 1994; Utrobin 1994; Woosely, Langer, & Weaver 1995; Thielemann, Nomoto, & Hashimoto 1996; Heger et al. 2003; Fryer et al. 2007; Georgy et al. 2009; Dessart et al. 2011; Benvenuto et al. 2013; Bersten et al. 2014; Dessart et al. 2016; Sukhbold et al. 2016, and references therein). Stars within the former scenario are thought to shed the majority of their hydrogen-rich envelopes via line-driven winds, while stars within the latter scenario are thought to lose their hydrogen-rich envelopes through Roche-lobe overflow (RLOF) to their companions and/or during common-envelope evolution. Finally, rotational induced mixing has been suggested to play a role in growing the core mass at the expense of the envelope mass (see, e.g., Langer 2012). In the near future, robust constraints on the expelled gas will be possible by studying spectral features associated with circumstellar material flash-ionized by ultraviolet light from the SN shock breakout in very early spectra, within one day or a few days of explosion (e.g., Gal-Yam et al. 2014; Shivvers et al. 2015; Yaron et al. 2017).

Despite the heroic efforts to model SE SNe, the evolutionary scenarios of the various spectroscopically defined subtypes such as SN Iib, Ib, Ic, and Ic-BL (broad-lined) are not completely understood. Ideally, the putative detection of the progenitor star in pre-explosion images (Smartt 2009; Eldridge et al. 2013) provides the gold standard; however, these opportunities are rare, often controversial, and to date exist for only a handful of events including the Type Iib SN 1993J (Aldering et al. 1995; Cohen et al. 1995), SN 2008ax (Li 2008; Crockett et al. 2008), SN 2011dh (Maund et al. 2011; Van Dyk et al. 2011; Ergon et al. 2014), iPTF 13bvn (Cao et al. 2013; Groh et al. 2013), and SN 2013df (Van Dyk et al. 2014).

An alternative avenue is to constrain the nature of SE SN progenitors by observing the site of the explosion with the *Hubble Space Telescope* (*HST*) hundreds of days to a few years after the SN exploded. For example, deep *HST* imaging of iPTF 13bvn indicates a late-time (+740 days) SN brightness below that measured for the candidate progenitor star in pre-explosion *HST* images (Folatelli et al. 2016; Eldridge & Maund 2016). Folatelli et al. (2016) assert that with these observations, the characterization of the progenitor star is currently inconclusive, and the progenitor’s companion was either a late-O star or suffers from

significant extinction produced by newly formed dust. On the other hand, Eldridge & Maund (2016) suggest (from the same data) that the companion star had a mass of $\sim 10 M_{\odot}$ or less, and that the progenitor itself was possibly a 10–12 M_{\odot} helium giant star.

Similarly, *HST* images of the Type IIb SN 2011dh obtained ~ 1160 days after explosion reveal a blue source that may have been the companion star (Folatelli et al. 2014) to a yellow supergiant prior to its death (Bersten et al. 2012; Benvenuto et al. 2013), though this interpretation has been challenged (Maund et al. 2015). Of course, these cases follow in the footsteps of the well-studied Type IIb SN 1993J, whose massive companion was identified in late-phase *HST* imaging (Maund et al. 2004; Fox et al. 2014).

Taken together, the current literature on SE SNe suggests that at least a portion of these cosmic explosions arise from binary-star systems. Contemporary studies of hot and cool, single, massive stars indicate mass-loss rates ~ 2 –10 times less than those typically adopted in late-stage stellar evolutionary models (Puls, Vink, & Najarro 2008, and references therein). When considering revised mass-loss rates, in combination with the observed SN rates, one obtains rather strong (albeit indirect) constraints that the majority of SE SN progenitors are moderately massive stars in binary systems (Smith et al. 2011). Moreover, the implied lower mass-loss rates suggest that single massive stars require more efficient mass-stripping mechanisms in order to shed their outer hydrogen and helium layers prior to exploding. Potential mechanisms that have been suggested to drive enhanced mass loss include pulsation-driven superwinds (e.g., Yoon, & Cantiello 2010) and episodic luminous blue variable (LBV) outbursts during the pre-SN evolution (e.g., Smith & Owocki 2006; Smith et al. 2011; Vink 2011).

Given the lack of constraints on SE SN progenitor properties from direct detection methods, investigations of their local environments have been pursued. Anderson et al. (2012) found that SNe Ic are projected on regions of higher star-formation intensity within host galaxies than both SNe Ib and SNe II, and suggested this implies higher-mass progenitors for the SNe Ic (with an only marginal difference of environment found between the SNe Ib and SNe IIb). Host H II region metallicity studies of SE SNe have attempted to probe progenitor metallicity differences; however, results have thus far been inconclusive as to whether metallicity inferred from line diagnostics (e.g., Pettini & Pagel 2004) significantly affects the final outcome of progenitor stars through the role of line-driven winds; see Anderson et al. (2010), Modjaz et al. (2011), Leloudas et al. (2011), and Sanders et al. (2012). A compilation of all literature measurements is presented in Galbany et al. (2016). Most recently, Graur et al. (2017a) revisited the LOSS sample in order to search for correlations between SN rates and galaxy properties, while Graur et al. (2017b) compare the relative rates of different SN types to the masses of the host galaxies.

Until recently, the literature sample of SE SNe with multi-band light curves was rather limited, with only a handful of objects having been well studied. However, with an enhanced interest in this SN class and the advent of monitoring programs, detailed studies of nearby objects are more common. For example, Drout et al. (2011) presented *V*- and *R*-band light curves of 25 SE SNe. Combined with the best-observed objects in the literature, they were able to study a statistically significant sample. Most recently, Bianco et al. (2014) and Taddia et al. (2015) have presented expanded sets of multiband SE SN light curves obtained by the CfA Supernova Group and the SDSS-II SN survey, respectively, while detailed studies of literature-based samples

have been presented by Cano (2013), Lyman et al. (2016), and Prentice et al. (2016). These papers are discussed in a companion paper (Taddia et al. submitted to A&A), which also contains a detailed study of the CSP-I SE SN light-curve sample. It includes the estimation of key explosion parameters by comparing best-fit analytical and hydrodynamical modeled bolometric light curves to bolometric light curves constructed from the broadband observations presented here. In short, consistent with previously studied SE SN samples, we estimate the ^{56}Ni abundance, the ejecta mass (M_{ej}), and the explosion energy (E_K). Quantitatively, for the majority of normal SE SNe, these parameters range from ~ 0.03 to $0.38 M_{\odot}$ of radioactive ^{56}Ni , ~ 1.1 to $6.2 M_{\odot}$ of M_{ej} , and (excluding SNe Ic-BL) E_K between 0.25×10^{51} and 3.0×10^{51} erg (Taddia et al. submitted to A&A).

Continued advances in the understanding of SE SNe will come from the detailed studies of *homogeneous* samples. New datasets will enable (i) improved methods to estimate host-galaxy dust extinction, (ii) the construction of accurate ultraviolet–optical–near-infrared (UVOIR) bolometric light curves useful for model comparisons, and (iii) better knowledge of their spectroscopic properties. Furthermore, with the advent of new, high-cadence surveys, observations of SE SNe discovered just after explosion combined with improved models (e.g., Bersten et al. 2012; Nakar & Piro 2014; Piro 2015; Sapir & Waxman 2017; Piro et al. 2017) will provide better constraints on the progenitors and their pre-SN evolution.

In this paper, we present photometry of the CSP-I sample of low-redshift SE SNe. Our dataset consists of optical light curves of 34 SE SNe, with a subset of 26 objects also having accompanying near-infrared (NIR) light curves. Three of these objects — SN 2005bf (Folatelli et al. 2006), SN 2007Y (Stritzinger et al. 2009), and SN 2009bb (Pignata et al. 2011) — have been the subject of individual case studies by the CSP-I. The photometry reported here of these objects supersedes what has been previously published, and is based on definitive color and extinction coefficient terms characterizing the CSP-I natural photometric system as presented by Krisciunas et al. (in preparation). These updates have minimal differences compared to the originally published photometry and in no way affect any results previously presented.

This paper is accompanied by three companion papers. In Stritzinger et al. (submitted to A&A), our SE SN photometry is used to devise robust methods to estimate host-galaxy extinction. Taddia et al. (submitted to A&A) use the photometry to construct UVOIR bolometric light curves which are modeled to estimate key explosion parameters. Finally, Holmbo et al. (in preparation) present a detailed study of the accompanying sample of visual-wavelength spectroscopy.

2. The Sample

The CSP-I performed follow-up observations on all varieties of southern and equatorial SNe discovered by both professional and amateur-led search programs. The general restrictions considered to place an object in the follow-up queue were its temporal phase and brightness. Selected targets were thought to have been discovered prior to or just after maximum luminosity and were estimated to reach peak apparent brightness no fainter than 18 mag. Owing to these observational guidelines and the methods used by the search programs that discovered the SNe, the majority of the sample is located rather nearby (redshift $z \leq 0.03$). This is demonstrated in the redshift distribution presented as a stacked histogram in Figure 1, where only two objects within the

sample are located at $z > 0.035$. Given that the majority of the CSP-I SE SNe were discovered by targeted surveys, the sample is biased, as the targeted search strategy leads to an underrepresentation of segments of the population, particularly objects located in faint, metal-poor galaxies (Arcavi et al. 2010).

General properties of each of the objects in the CSP-I sample are summarized in Table 1, including (i) their J2000.0 coordinates, (ii) host-galaxy type and morphology as provided by NED, (iii) the heliocentric redshift as listed in NED or as determined by our own spectral analysis, (iv) a reference to the reported discovery, (v) the group or individual(s) credited with the discovery, (vi) the spectral classification of each object, (vii) the phase range of the obtained spectra, (viii) and an estimate of the epoch of B -band maximum brightness (see below).

Spectral classification was made through the careful inspection of all available spectra (see Holmbo et al. in preparation). The decision to classify a particular object as a SN Iib or a SN Ib was based on the strength of $H\alpha$ and the presence and strength of any conspicuous He I absorption features. If $H\alpha$ was prominent while He I was either weak or absent, a SN Iib classification was preferred, while weak $H\alpha$ and conspicuous He I absorption yielded a SN Ib subtyping. However, these criteria can be misleading, as they are highly dependent on the temporal phase of the earliest spectrum used to make the classification (Stritzinger et al. 2009; Chornock et al. 2011; Milisavljevic et al. 2013; Shivvers et al. 2017). For example, it is possible that an object classified as a SN Ib based on a spectrum taken at maximum brightness or even two weeks earlier could have appeared as a SN Iib soon after explosion. The temporal phases of the spectroscopic sample listed in Table 1 indicate there are a few such cases: SN 2004ew, SN 2006ep, and SN 2008gc. Similarly, attempting to make a distinction between some SNe Ib and SNe Ic was not always clear, and (as previously mentioned) highly dependent on the number of spectra and the breadth of the temporal phase covered. This includes SN 2005em, SN 2007ag, and SN 2009dt, whose spectroscopic coverage does not extend sufficiently far past maximum brightness to ensure the lack of He I features. With these caveats in mind, Table 1 includes our best spectral classifications for each object within the sample, and we note that these classifications agree with best-fit matches made with SNID (SuperNova IDentification; Blondin & Tonry 2007) using both standard and expanded template sets (Liu et al. 2014). The final tally is as follows: 10 SNe Iib, 11 SNe Ib, 11 SNe Ic, and 2 SNe Ic-BL.

Figure 2 contains a single V -band image for each of the SE SNe in the CSP-I obtained with the Henrietta Swope 1 m telescope at Las Campanas Observatory (LCO). Each image is oriented such that the SE SN, marked with a blue circle, is located at the center of the field. In addition, visible local sequence stars are indicated with red squares.

3. Optical and NIR Passbands

The majority of imaging of the CSP-I SE SN sample was performed by the LCO Swope 1 m telescope equipped with a direct CCD camera named after its detector “SITE3” and a NIR imager specifically built for the CSP-I named “RetroCam”. A significant amount of NIR imaging was also performed by the LCO Irénée du Pont 2.5 m telescope equipped with the Wide Field IR Camera (WIRC), and a small amount of optical imaging was performed with the facility Tek5 CCD camera using the same filter set used with the Swope+SITE3 telescope. Readers are referred to Hamuy et al. (2006) for details on CSP-I instrumental setups and observing procedures.

The CSP-I carried out a detailed photometric calibration program in order to accurately measure the Swope+SITE3 and Swope+RetroCam and the du Pont+WIRC system (telescope+instrument+filters) response functions. Unfortunately no scans were made for the du Pont+Tek5, however, after some detailed experimentation we have found that the du Pont+Tek5 system response functions are in complete agreement with the Swope+SIT3 system response functions (see Krisciunas et al. in preparation).

A detailed account of the experimental setup used to conduct the measurements of the system response functions is presented by Rheault et al. (2010), and the optical ($uBgVri$ band) system response functions are presented by Stritzinger et al. (2011). NIR (YJH band) system response functions are presented here, and in a companion paper presenting the final CSP-I Type Ia supernova light-curve data release (Krisciunas et al. in preparation)¹. Here we provide a brief overview of the instrumental calibration project and present definitive system response functions used to observe the CSP-I SE SN sample.²

The experimental setup consists of an appropriate light source connected to a monochromator that allows one to step through wavelength in a narrow bandwidth of light (see Stritzinger et al. 2011, for detailed specifics). The light is fed from the monochromator through a fiber optic bundle and projected onto a highly reflective flat-field screen. Light entering the telescope is measured by a system of calibrated germanium (optical: 2500–10,000 Å) and InGaAs (NIR: 8000–16,500 Å) photodiodes placed behind the secondary mirror. Exposures are taken with the facility instrument and the resulting signal is compared to the incoming signal measured by the photodiodes. This is a relative measurement that yields the system response function. The process is performed in a scanning manner as the monochromator is used to step through wavelength.

Scanning was performed over the course of two calibration runs and each passband was scanned a minimum of two times per run. The repeatability of the measured optical system response function indicates the relative throughputs were measured with a precision of 1% or less (see Stritzinger et al. 2011), while repeatable scanning of the NIR system response functions indicate relative throughputs were measured with a precision of 2-3%.

Plotted in Figure 3 are the scanned optical (top panel) and NIR (bottom panel) system response functions used to obtain data of the CSP-I SE SN sample. The scanned system response functions have been multiplied by an atmospheric transmission function for an airmass of 1.2 and a telluric absorption spectrum appropriate to LCO. The optical response functions correspond to the filter set used with the Swope (+SITE3) telescope, and as described in Stritzinger et al. (2011), the original V -band filter (“LV – 3014”) broke on 14 January 2006 UT and was replaced with a similar V -band filter (“LV – 9844”) on 25 January 2006 UT. From our photometric calibration program it has been determined that the same color term applies to transform natural LV – 3014 and LV – 9844 system photometry to the standard Landolt V -band photometric system, and therefore any differ-

¹ The final CSP-I SNe Ia data release paper contains complete details concerning our natural photometric systems including robust measurements of extinction-term coefficients, color-term coefficients, and photometric zero-points.

² Optical/NIR system response functions are available in ASCII format on the CSP-I webpage located here: <http://csp.obs.carnegiescience.edu/>

ences in photometry obtained with the passbands is well below 1%.

Turning to the NIR, the YJH -band system response functions shown in Figure 3 correspond to filter sets installed in RetroCam and WIRC. Inspection of the RetroCam and WIRC system response functions reveals J and H throughputs, while clear differences are apparent between the two Y system response functions (see Krisciunas et al. in preparation, for details). The Y -band was originally introduced by Hillenbrand et al. (2002) and is calibrated relative to Y -band magnitudes of the Persson et al. (1998) standard stars. The Y magnitudes of the Persson et al. standards are computed using $(Y - K_s)$ and $(J - K_s)$ color relations derived from a grid of Kurucz synthetic stellar atmosphere models with the added requirement that $(Y - K_s) = 0$ when $(J - K_s) = 0$ Krisciunas et al. see in preparation. This stipulation is an agreement with the primary standard star Vega being characterized by definition with zero magnitude in the JHK_s bands (Elias et al. 1982).

Finally, inspection of Figure 3 also reveals that two J -band filters were used with RetroCam. As discussed in Krisciunas et al., the J_{RC1} filter experienced contamination issues in early 2009 and was replaced on 15 January 2009 with a new filter called, J_{RC2} , which was used throughout the remainder of the CSP-I (mid-2009). From our photometric calibration program we found the color term required to transform J_{RC1} and J_{RC2} magnitudes to the Persson et al. standard photometric system are discrepant enough to warrant two different J -band Swope (+ RetroCam) natural systems. The difference in the color term computed for the J_{RC1} and J_{RC2} system response functions implies differences in SN photometry of 2% or less.

4. Observations and Data Reduction

A detailed description of the observing methodology and facilities at LCO used by the CSP-I is provided by Hamuy et al. (2006), while a thorough account of the data-reduction techniques including (i) the full processing of science and host-galaxy template images, (ii) subtraction of the host templates from each science image, (iii) construction of local sequences, and (iv) subsequent computation of definitive photometry is presented by Contreras et al. (2010) and Stritzinger et al. (2011).

All science images, host-galaxy templates, and standard-star fields were reduced in the conventional manner as described by Stritzinger et al. (2011, and references therein). Optical host-galaxy template images were obtained with the same filter set as the science images, in most cases with the du Pont telescope equipped with either facility Tek-5 or SITE2 CCD cameras, or occasionally with the Swope (+SITE3) telescope. All NIR template images were taken with the du Pont (+ WIRC) telescope. Templates deemed suitable for galaxy subtraction were those in which the SN had sufficiently faded such that it was below our detection threshold, and were of excellent image quality, i.e., their seeing conditions are equal or superior to the science images. Once template subtraction was performed on each of the science images, photometry of the local sequence and SN was computed.

SN photometry was computed differentially with respect to a sequence of local standards calibrated with respect to standard star fields typically observed over a minimum of three photometric nights (see Krisciunas et al. in preparation, for details). Definitive photometry of the local sequences in the standard Smith et al. (2002) ($ugri$), Landolt (1992) (BV), and Persson et al. (1998) (YJH) photometric systems is listed in Table 2 and Table 3, respectively. The quoted uncertainties accompanying

the magnitudes of each of the local sequence stars correspond to the weighted average of the instrumental errors computed from measurements obtained over the course of multiple photometric nights.

Although the local sequences are reported in the standard systems as a service to the community, the CSP-I has a long tradition of publishing SN photometry in the natural photometric system. Photometry in the natural system is the purest form of the data, and allows us to avoid the notorious problem associated with using color terms derived from standard stars to transform SN photometry to the standard photometric system (Suntzeff 2000). To compute natural system SN photometry therefore requires us to construct catalogs of each of the local sequences that correspond to our various natural systems (i.e., Swope+SITE3, Swope+RetroCam, and du Pont+WIRC). To do this the standard system photometry of the local sequences is placed on the natural system using transformation equations and color terms provided in Krisciunas et al. (in preparation). As mentioned above we have reason to believe the du Pont+Tek5 natural system is equivalent to the Swope+Site3 natural system.

Armed with local sequence photometry on the natural system, we proceeded to compute PSF photometry of the CSP-I SE SNe. Definitive natural system optical photometry of the SN sample obtained with the Swope and du Pont telescopes is listed in Table 4 and Table 5, respectively. Definitive NIR photometry of the SN sample in the Swope natural system is given in Table 6 and Table 7, where the former table contains J_{RC1} photometry and the later table contains J_{RC2} photometry. Finally, natural system NIR photometry obtained with the du Pont (+ WIRC) telescope is listed in Table 8.

Reported along with each photometric measurement is a photometric error obtained by adding in quadrature the instrumental error of each SN photometry measurement with the nightly zero-point error. By electing to publish photometry on the natural system, the CSP-I data can be readily and accurately transformed to any user-defined photometric system through the use of S-corrections (Stritzinger et al. 2002). Finally, we note that all of the photometry presented in this paper is also available in electronic format on the CSP-I webpage.

5. Final Light Curves

The total number of photometry points contained within the CSP-I SE SN sample amounts to 2075 in the optical (u , 217 epochs; g , 357; r , 366; i , 376; B , 367; V , 391) and 468 in the NIR (Y , 165; J , 162; H , 141). Definitive light curves of the 34 CSP-I SE SNe are plotted in Figure 4. Overplotted on each of the light curves are Gaussian Process spline fits (dashed lines) computed within the SNooPy environment (Burns et al. 2011). The SNooPy fits provide an estimate of the peak magnitudes and the time of maximum brightness, along with robust uncertainties estimated via Monte Carlo simulations. For those objects with observations beginning past maximum, an estimate of the time of B -band maximum was obtained using the relation of Figure 3 from Taddia et al. (submitted to A&A). The relation correlates the time of B -band maximum to the time of maximum of the other passbands, all of which except the u band peak at phases after the time of B -band maximum. In these cases, the peak of the light curve was covered in at least one of the redder bands. Epochs of B -band maximum are listed in Table 1. Twenty of the 34 objects are found to have pre-maximum B -band light-curve coverage, with 12 of these having observations beginning at least five days prior to the time of B -band maximum. Furthermore, of the 26 objects with NIR follow-up observations, 17 have photo-

metric measurements obtained before J -band maximum, and a subset of 14 have NIR coverage beginning at least 5 days earlier.

6. Prospects for the Future

We have presented the definitive optical and NIR photometry of an expanded sample of well-observed SE SNe. The high-quality and dense photometric coverage for many of the objects within this data release, extending over eight filters, is particularly well-suited for tackling the problem of estimating host-galaxy extinction. In a companion paper (Stritzinger et al. submitted to A&A), the present observations are used to devise improved methods to estimate host-galaxy reddening. This is accomplished through the construction of intrinsic color-curve templates allowing for the inference of optical and NIR color excesses, the host reddening, A_V^{host} , and (in some instances) the reddening-law parameter R_V^{host} .

Armed with accurate estimates of host reddening, the CSP-I photometry sample is studied in detail in an additional companion paper by Taddia et al. (submitted to A&A). This includes the analysis of the light-curve properties and luminosities, the construction of light-curve templates, and UVOIR bolometric light curves. The bolometric light curves are modeled with both semi-analytical and hydrodynamical modeling methods in order to constrain key explosion parameters (e.g., the ^{56}Ni abundance, the ejecta mass, and the explosion energy). Finally, the accompanying visual-wavelength spectroscopy of this sample is presented and studied in detail in a third companion paper by Holmbo et al. (in preparation).

Since the completion of the CSP-I follow-up program, we performed a second stage named the *Carnegie Supernova Project II* (CSP-II; 2011–2015). The main goal of CSP-II was to achieve the most accurate rest-frame NIR Hubble diagram by pushing the accuracy of Type Ia SN distances to the 1–2% level. However, observations of many young SNe of various types were also obtained, including more than a dozen SE SNe discovered prior to maximum brightness. The CSP-II SE SN sample is distinguished from others by our concerted efforts to build a large dataset of multi-epoch NIR spectroscopy. These data will offer a new avenue to study helium and hydrogen signatures in SE SNe, and ultimately will enable us to better understand the nature of such cosmic explosions.

We end with a few words on the future study of young SE SNe. In light of current and upcoming surveys such as ASAS-SN (All-Sky Automated Survey for Supernovae), ATLAS, DLT40 (Distance Less Than 40 Mpc), Pan-Starrs, and the Zwicky Transient Facility, progressively more young SE SNe will be discovered within hours of explosion. These early discoveries, coupled with high-cadence spectroscopy at medium or high resolutions, offer the potential to provide new constraints on SE SN progenitors, their pre-SN history, and the reddening of light produced by circumstellar dust.

Acknowledgements. We thank the referee for their thorough review of this manuscript and their constructive comments. Special thanks to the technical staff and telescope operators of Las Campanas Observatory for their professional assistance over the course of the CSP-I, and James Hughes for providing invaluable maintenance for our computer network. M. D. Stritzinger, C. Contreras, and E. Hsiao acknowledge support provided by the Danish Agency for Science and Technology and Innovation realized through a Sapere Aude Level 2 grant and the Instrument-center for Danish Astrophysics (IDA). M. D. Stritzinger also acknowledges support by a research grant (13261) from the VILLUM FONDEN. M. D. Stritzinger conducted part of this research at the Aspen Center for Physics, which is supported by NSF grant PHY-1066293. M. Hamuy acknowledges support provided by the Millennium Center for Supernova Science through grant P10-064-F (funded by Programa Iniciativa Científica Milenio del Ministerio de

Economía, Fomento y Turismo de Chile). This material is based upon work supported by the US National Science Foundation (NSF) under grants AST-0306969, AST-0607438, AST-0908886, AST-1008343, AST-1211916, AST-1613426, AST-1613455, and AST-1613472. A. V. Filippenko is also grateful for financial assistance from TABASGO Foundation, the Christopher R. Redlich Fund, and the Miller Institute for Basic Research in Science. The work of Filippenko was conducted in part at the Aspen Center for Physics, which is supported by NSF grant PHY-1607611; he thanks the Center for its hospitality during the neutron stars workshop in June and July 2017. This research has made use of the NASA/IPAC Extragalactic Database (NED), which is operated by the Jet Propulsion Laboratory, California Institute of Technology, under contract with the National Aeronautics and Space Administration.

References

- Aldering, G., Humphreys, R. M., Odewahn, S., Thurmes, P. 1994, *AJ*, 107, 662.
 Anderson, J. P., Covarrubias, R. A., James, P. A., et al. 2010, *MNRAS*, 407, 2660
 Anderson, J. P., Habergham, S. M., Jampes, P. A., et al. 2012, *MNRAS*, 424, 1372
 Anupama, N., et al. 2005, *ApJ*, 631L, 125
 Arcavi, I., Gal-Yam, A., Kasliwal, M. M., et al. 2010, *ApJ*, 721, 777
 Arcavi, I., Gal-Yam, A., Yaron, O., et al. 2011, *ApJ*, 742L, 18
 Arcavi, I., Hosseinzadeh, G., Brown, P. J., et al. 2017, *ApJ*, 837L, 2
 Benvenuto, O. G., Bersten, M. C., & Nomoto, K. 2013, *ApJ*, 762, 74
 Bersten, M. C., Benvenuto, O., & Nomoto, K. 2012, *ApJ*, 767, 143
 Bersten, M., Tanaka, M., Tominaga, N., et al. 2013, *ApJ*, 767, 143
 Bersten, M., Benvenuto, O. G., Folatelli, G., et al. 2014, *AJ*, 148, 68
 Bianco, F. B., Modjaz, M., Hicken, M., et al. 2014, *ApJS*, 213, 19
 Blanco, V. M., Gregory, B., Hamuy, M., et al. 1987, *ApJ*, 320, 589
 Blondin, S., & Tonry, J. L., 2007, *ApJ*, 666, 1024
 Bufano, F., Pignata, G., Bersten, M., et al. 2014, *MNRAS*, 439, 1807
 Burns, C. R., Stritzinger, M. D., Phillips, M. M., et al. 2011, *AJ*, 141, 19
 Cano, Z. 2013, *MNRAS*, 434, 1098
 Cao, Y., Kasliwal, M. M., Arcavi, I., et al. 2013, *ApJ*, 775, L7
 Chevalier, R. A., & Fransson, C. 2008, *ApJ*, 683L, 135
 Chornock, R., Filippenko, A. V., Li, W., et al. 2011, *ApJ*, 739, 41
 Cohen, J. G., Darling, J., & Porter, A. 1995, *AJ*, 110, 308
 Contreras, C., Hamuy, M., Phillips, M. M., et al. 2007, *AJ*, 139, 519
 Crockett, R. M., et al. 2008, *MNRAS*, 391, L5
 Dessart, L., et al. 2011, *MNRAS*, 414, 2985
 Dessart, L., Hillier, D. J., Woosley, S., et al. 2016, *MNRAS*, 458, 1618
 Drout, M. R., Soderberg, A. M., Avishay, G. Y., et al. 2011, *ApJ*, 741, 97
 Eldridge, J. J., Morgan, F., Smartt, S. J. et al. 2013, *MNRAS*, 436, 774
 Eldridge, J. J., & Maund, J. R. 2016, *MNRAS*, 461L, 117
 Elias, J. H., Frogel, J. A., Matthews, K., & Neugebauer, G. 1982, *AJ*, 87, 1029
 Ergon, M., et al. 2014, *A&A*, 562, A17
 Filippenko, A. V. 1988, *AJ*, 96, 1941
 Filippenko, A. V. 1997, *ARA&A*, 35, 309
 Filippenko, A. 2005, in *The Fate of the Most Massive Stars*, ed. R. Humphreys & K. Stanek (San Francisco: ASP), p. 33
 Filippenko, A. V., Chornock, R., Swift, B., Modjaz, M., Simcoe, R., & Rauch, M. 2003, *IAU Circ. No. 8159*, 2
 Filippenko, A. V., Li, W. D., Treffers, R. R., & Modjaz, M. 2001, in *Small-Telescope Astronomy on Global Scales*, ed. W. P. Chen, C. Lemme, & B. Paczyński (San Francisco: ASP Conf. Ser. Vol. 246), 121
 Filippenko, A. V., Matheson, T., Ho, L. C. 1993, *ApJ*, 415L, 103
 Folatelli, G., et al. 2006, *ApJ*, 641, 1039
 Folatelli, G., Bersten, M. C., Benvenuto, O. G., et al. 2014, *ApJ*, 793L, 22
 Folatelli, G., Van Dyk, S. D., Kuncarayakti, H., et al. 2016, *ApJ*, 825L, 22
 Foley, R. J., et al., 2003, *PASP*, 115, 1220
 Fox, O. D., Bostroem, K. A., Van Dyk, S. D., et al. 2014, *ApJ*, 790, 17
 Frieman, J., et al. 2008, *AJ*, 135, 338
 Fryer, C. L., et al. 2007, *PASP*, 119, 1211
 Galama, T. J., et al. 1998, *Nature*, 395, 670
 Galbany, L., et al. 2016, *A&A*, 591, 48
 Gal-Yam, A. 2016, in press (arXiv:1611.09353)
 Gal-Yam, A., Arcavi, I., Ofek, E. O., et al. 2014, *Nature*, 509, 471
 Gaskell, C. M., et al. 1986, *ApJ*, 306L, 77
 Geoggy, C., et al. 2009, *A&A*, 502, 611
 Graur, O., Bianco, F. B., Huang, S., et al. 2017, *ApJ*, 837, 120
 Graur, O., Bianco, F. B., Modjaz, M., et al. 2017, *ApJ*, 837, 121
 Groh, J. H., Geoggy, C., & Ekström, S. 2013, *A&A*, 558L, 1
 Hamuy, M., et al. 2006, *PASP*, 118, 2
 Hamuy, M., et al. 2009, *ApJ*, 703, 1612
 Harkness, R. P., et al. 1987, *ApJ*, 317, 355
 Heger, A., et al. 2003, *ApJ*, 591, 288

- Hillenbrand, L. A., Foster, J. B., Persson, S. E., & Matthews, K. 2002, *PASP*, 114, 708
- Hjorth, J., et al. 2003, *Nature*, 423, 847
- Holmbo, S., Stritzinger, M. D., Hsiao, E. Y., et al., in preparation
- Iwamoto, K., et al. 1994, *ApJ*, 437, L115
- Iwamoto, K., Mazzali, P. A., Nomoto, K., et al. 1998, *Nature*, 395, 672
- Kawabata, K. S., et al. 2010, *Nature*, 465, 326
- Kirshner, R. P., Sonneborn, G., Crenshaw, D. M., et al. 1987, *ApJ*, 320, 602
- Krisciunas, K., Contreras, C., Burns, C. R. et al., in preparation
- Kumar, B., Pandey, S. B., Sahu, D. K., et al. 2013, *MNRAS*, 431, 308
- Landolt, A. U. 1992, *AJ*, 104, 340
- Langer, N. 2012, *ARA&A*, 50, 107
- Leloudas, G., Gallazzi, A., Sollerman, J., et al. 2011, *A&A*, 530, 95
- Li, W. 2008, *ATel*, 1433, 1
- Li, W., Leaman, J., Chornock, R., et al. 2011, *MNRAS*, 412, 1441
- Liu, Y. Q., & Modjaz, M., 2014, arXiv:1405:1437
- Liu, Y. Q., Modjaz, M., & Bianco, F. B., 2016, 1612.07321
- Lyman, J. D., Bersier, D., James, P. A., et al. 2016, *MNRAS*, 457, 328
- Malesani, D., et al. 2009, *ApJ*, 692, 84
- Matheson, T., et al. 2001, *AJ*, 121, 1648
- Matheson, T., et al. 2003, *ApJ*, 599, 394
- Maund, J. R., Smartt, S. J., Kudritzki, R. P., et al. 2004, *Nature*, 427, 129
- Maund, J. R., et al. 2011, *ApJ*, 739, L37
- Maund, J. R., Arcavi, I., Ergon, M., et al. 2015, *MNRAS*, 454, 2580
- Mazzali, P. A., et al. 2002, *ApJ*, 572, L61
- Mazzali, P. A., Deng, J., Pian, E., et al. 2006, *ApJ*, 645, 1323
- Mazzali, P. A., et al. 2009, *ApJ*, 703, 1624
- Milisavljevic, D., Margutti, R., Soderberg, A. M., et al. 2012, *ApJ*, 767, 71
- Modjaz, M., Liu, Y. Q., & Bianco, F. B., 2016, *ApJ*, 832, 108
- Modjaz, M., Kewley, L., Bloom, J. S., et al. 2011, *ApJ*, 731L, 4
- Morales-Garoffolo, A., Elias-Rosa, N., Benetti, S., et al. 2014, *MNRAS*, 445, 1647
- Nakar, E., & Piro, A. L. 2014, *ApJ*, 788, 193
- Nomoto, K., et al. 1993, *Nature*, 364, 507
- Patat, F., Chandra, P., Chevalier, R., et al. 2007, *Science*, 317, 924
- Perets, H. B. et al., 2010, *Nature*, 465, 322
- Persson, S. E., Murphy, D. C., Krzeminski, W., Roth, M., & Rieke, M. J. 1998, *AJ*, 116, 2475
- Pettini, M., & Pagel, B. E. J. 2004, *MNRAS*, 348, 56
- Pingata, G., et al. 2011, *ApJ*, 728, 14
- Piro, A. L. 2015, *ApJ*, 808L, 51
- Piro, A. L., Muhleisen, M. E., Arcavi, I., et al., submitted to *ApJ*, arXiv:1703.00913
- Podsiadlowski, P., Hsu, J. J. L., Joss, P. C., Ross, R. R. 1993, *Nature*, 364, 509
- Prentice, S. J., Mazzali, P. A., Pian, E., et al. 2016, *MNRAS*, 458, 2973
- Prentice, S. J., & Mazzali, P. A. 2017, *MNRAS*, in press, arXiv:1704.06635
- Puls, J., Vink, J. S., & Najarro, F. 2008, *A&ARv*, 16, 209
- Rheault, J. P., et al. 2010, *Proc. SPIE*, 7735, 773564
- Richmond, M., W., Treffers, R. R., Filippenko, A. V., et al. 1994, *AJ*, 107, 1022
- Sanders, N. E., Caldwell, N., McDowell, J., Harding P. 2012, *ApJ*, 758, 133
- Sapir, N., & Waxman, E. 2017, *ApJ*, 838, 130
- Shiteyama, T., Nomoto, K., Tsujimoto, T., Hashimoto, M. A. 1990, *ApJ*, 361, L23
- Shivvers, I., Groh, J., Mauerhan, J. C., et al. 2015, *ApJ*, 806, 213
- Shivvers, I., et al. 2017, *PASP*, 129, 054201
- Smartt, S. J. 2009, *ARA&A*, 47, 63
- Smith, J. A., et al. 2002, *AJ*, 123, 2121
- Smith, N., & Owocki, S. P. 2006, *ApJ*, 645, L45
- Smith, N., Li, W., Filippenko, A. V., Chornock, R. 2011, *MNRAS*, 412, 1522
- Soderberg, A. M., Margutti, R., Zauderer, B. A., et al. 2012, *ApJ*, 752, 78
- Stanek, K. Z., et al. 2003, *ApJ*, 591, L17
- Stritzinger, M., et al. 2002, *AJ*, 124, 2100
- Stritzinger, M., et al. 2009, *ApJ*, 696, 713
- Stritzinger, M., et al. 2011, *AJ*, 142, 156
- Stritzinger, M. D., Taddia, F., Bersten, M., et al. 2017, submitted to *A&A*
- Sukhbold, T., Ertl, T., Woosley, S. E., et al. 2016, *ApJ*, 821, 38
- Suntzeff, N. B. 2000, in *Cosmic Explosions*, ed. S. S. Holt & W. W. Zhang (New York: AIP), 65
- Swartz, D. A., Clocchiatti, A., Benjamin, R., Lester, D. F., Wheeler, J. C. 1993, *Nature*, 365, 232
- Taddia, F., Sollerman, J., Leloudas, G., et al. 2015, *A&A*, 574, 60
- Taddia, F., Stritzinger, M., Bersten, M., et al. 2017, submitted to *A&A*
- Tartaglia, L., Fraser, M., Sand, D. J., et al. 2017, *ApJ*, 836L, 12
- Thielemann, F. K., Nomoto, K., Hashimoto, & M. A., 1996, *ApJ*, 460, 408
- Tominaga, N., et al. 633L, 97
- Utrobin, V. 1994, *A&A*, 281, 89
- van Driel, W., Yoshida, s., Nakada, Y., et al. 1993, *PASJ*, 45L, 59
- Van Dyk, S. D., et al. 2011, *ApJ*, 741, L28
- Van Dyk, S. D., et al. 2014, *AJ*, 147, 37
- Vink, J. S. 2011, *Ap&SS*, 336, 163
- Woosley, S. E., Langer, N., & Weaver, T. A. 1993, *ApJ*, 411, 823
- Woosley, S. E., Langer, N., & Weaver, T. A. 1995, *ApJ*, 448, 315
- Yaron, O., Perley, D. A., Gal-Yam, A., et al. 2017, *Nature Physics*, 13, 510
- Yoon, S. C., & Cantiello, M. 2010, *ApJ*, 717, L62

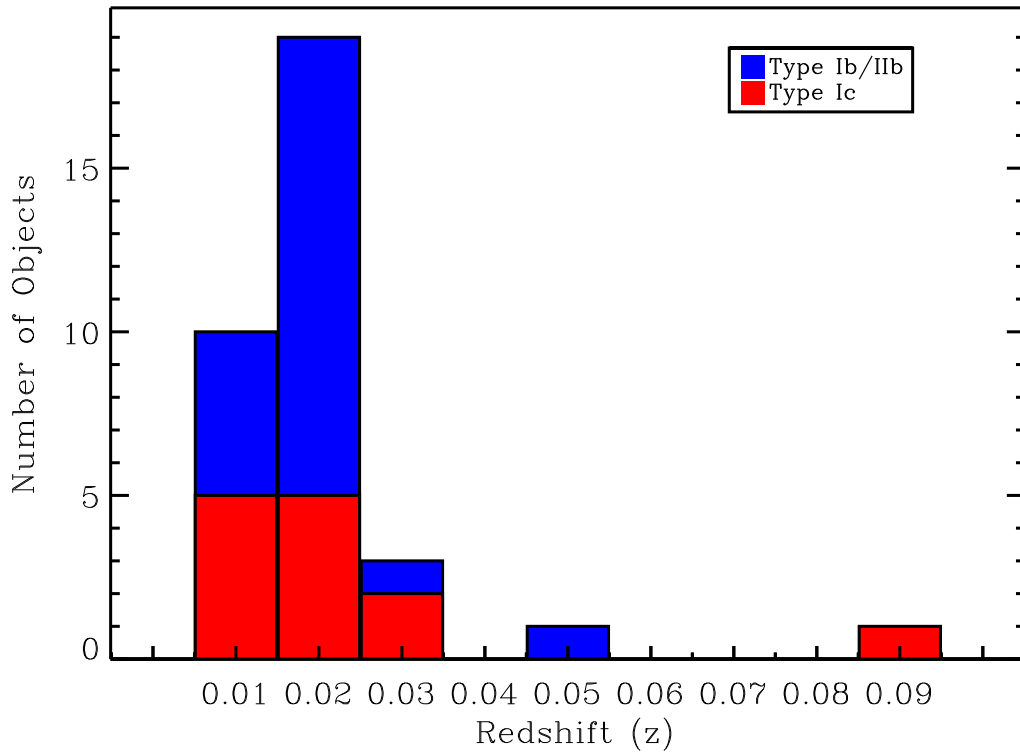


Figure 1 Stacked histogram of the redshift distribution of SN Ib/IIb (blue) and SN Ic (red) observed by the CSP-I.

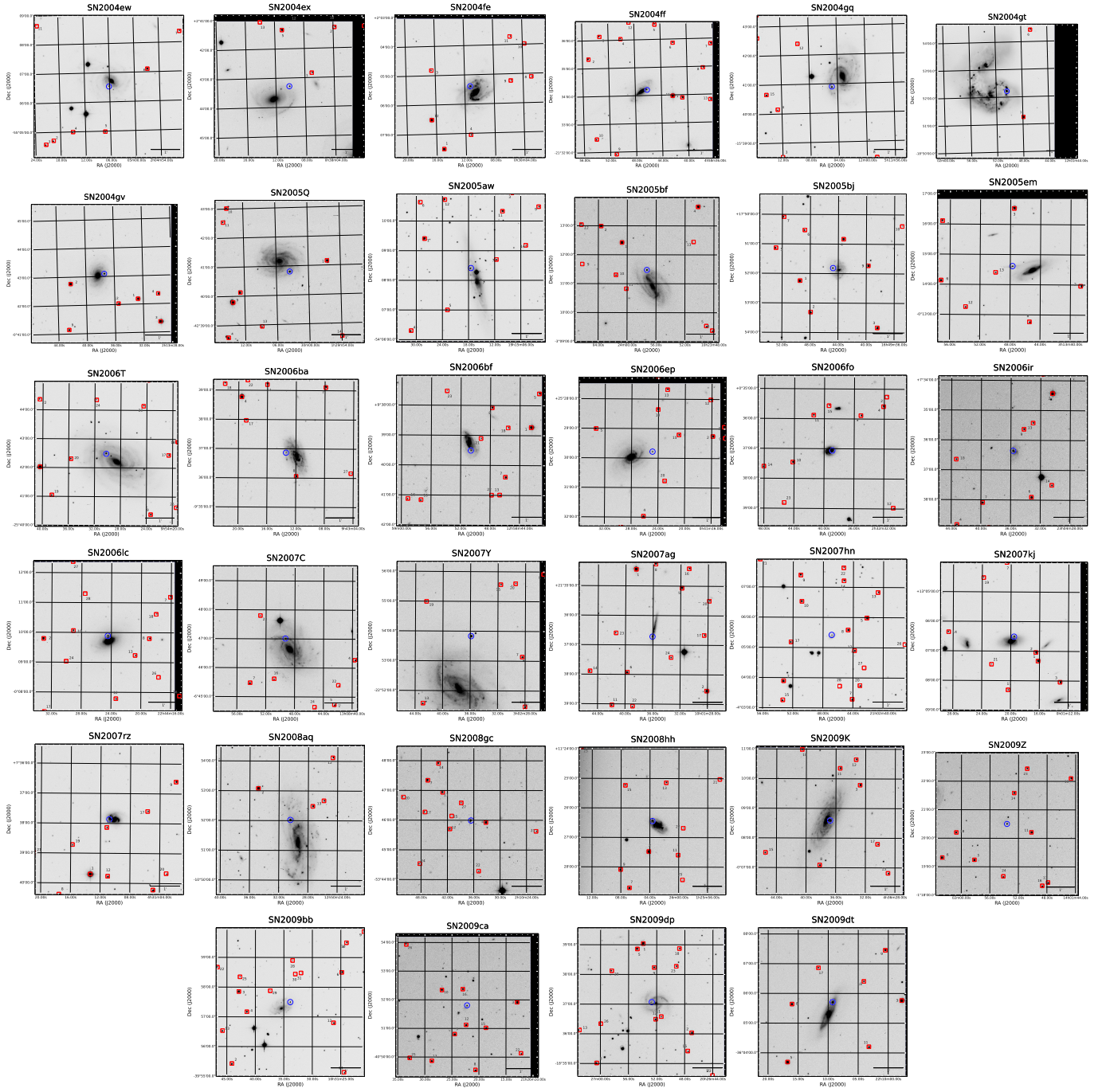


Figure 2 A mosaic of V-band CCD images of 34 SE SNe observed by the CSP-I. Each supernova is indicated with a blue circle, while optical local sequence stars are marked with red squares.

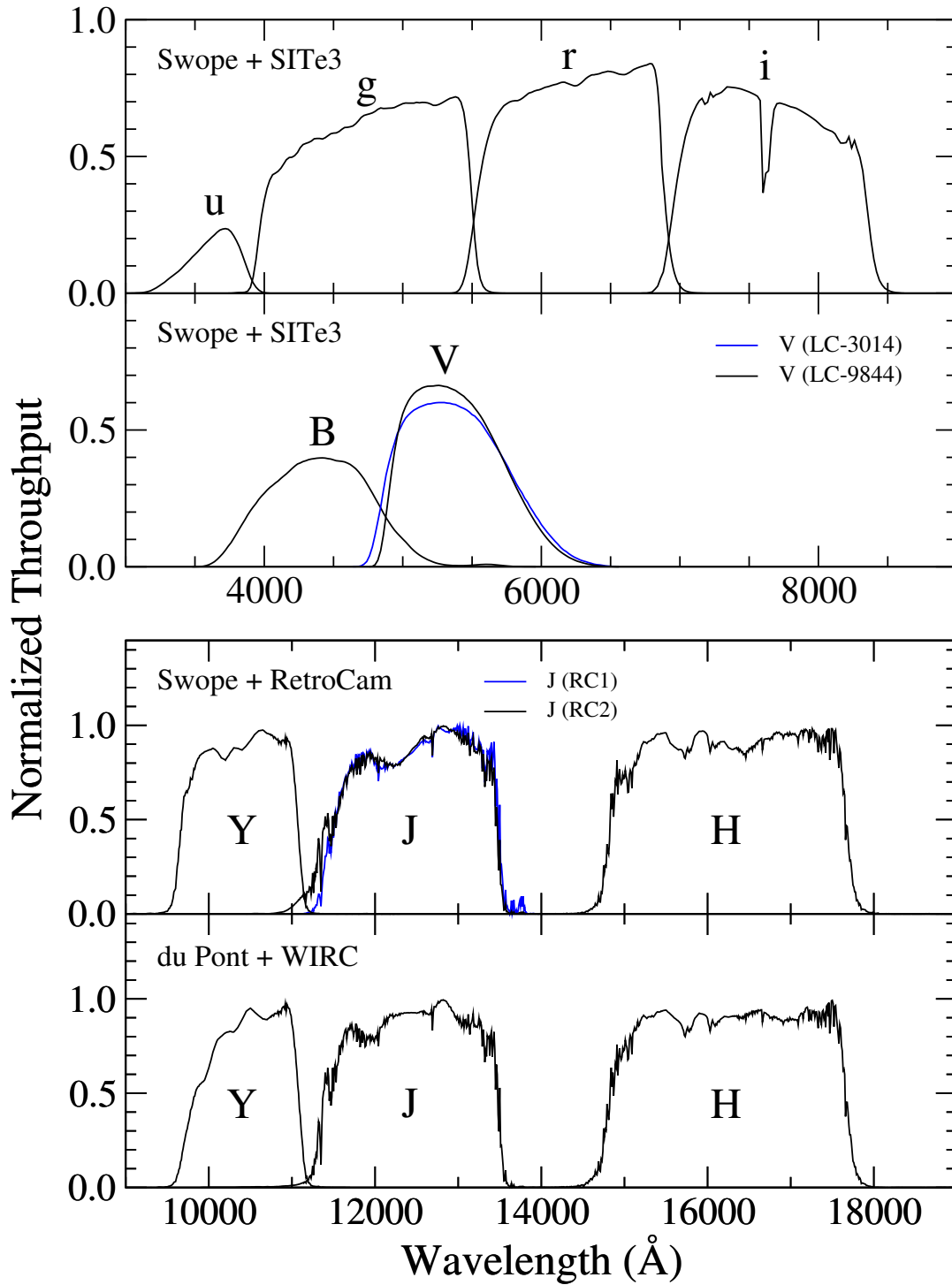


Figure 3 CSP-I optical (top panel) and NIR (bottom panel) system response (telescope+detector+filters) functions for the Swope (+SITe3 and +RetroCam) and du Pont (+WIRC) telescopes. The normalized response functions include multiplications by an atmospheric transmission function for an airmass of 1.2 and telluric absorption spectrum appropriate to LCO.

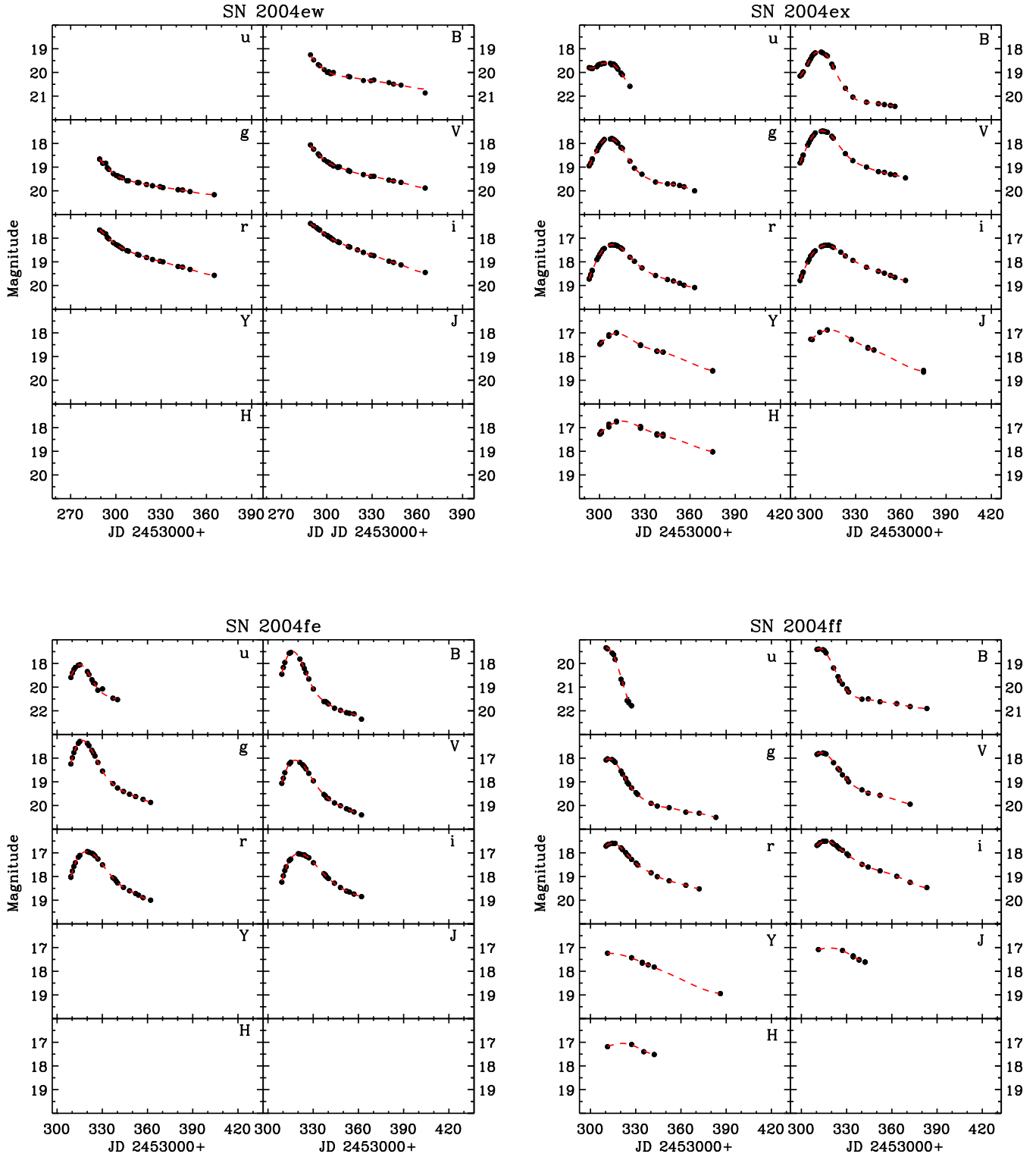


Figure 4 Light curves of CSP-I SE SNe in the Swope natural photometric system. Uncertainties in the photometry are smaller than the points, unless shown. The smooth curves correspond to Gaussian process spline fits computed within the light-curve analysis software package `SNooPy` (Burns et al. 2011).

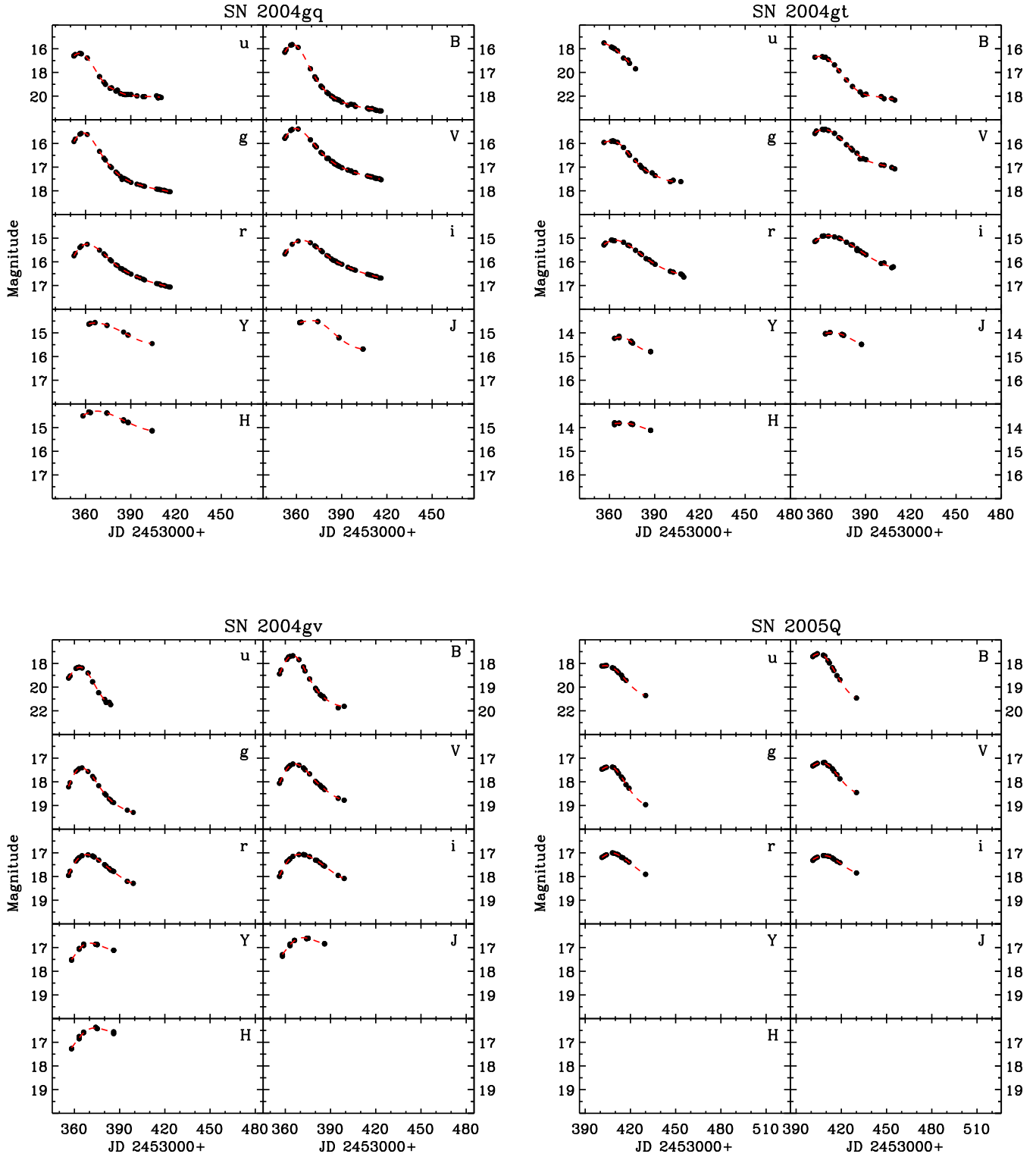


Figure 4 Light curves of CSP-I SE SNe in the Swope natural photometric system. Uncertainties in the photometry are smaller than the points, unless shown. The smooth curves correspond to Gaussian process spline fits computed within the light0curve analysis software package `SNooPy` (Burns et al. 2011).

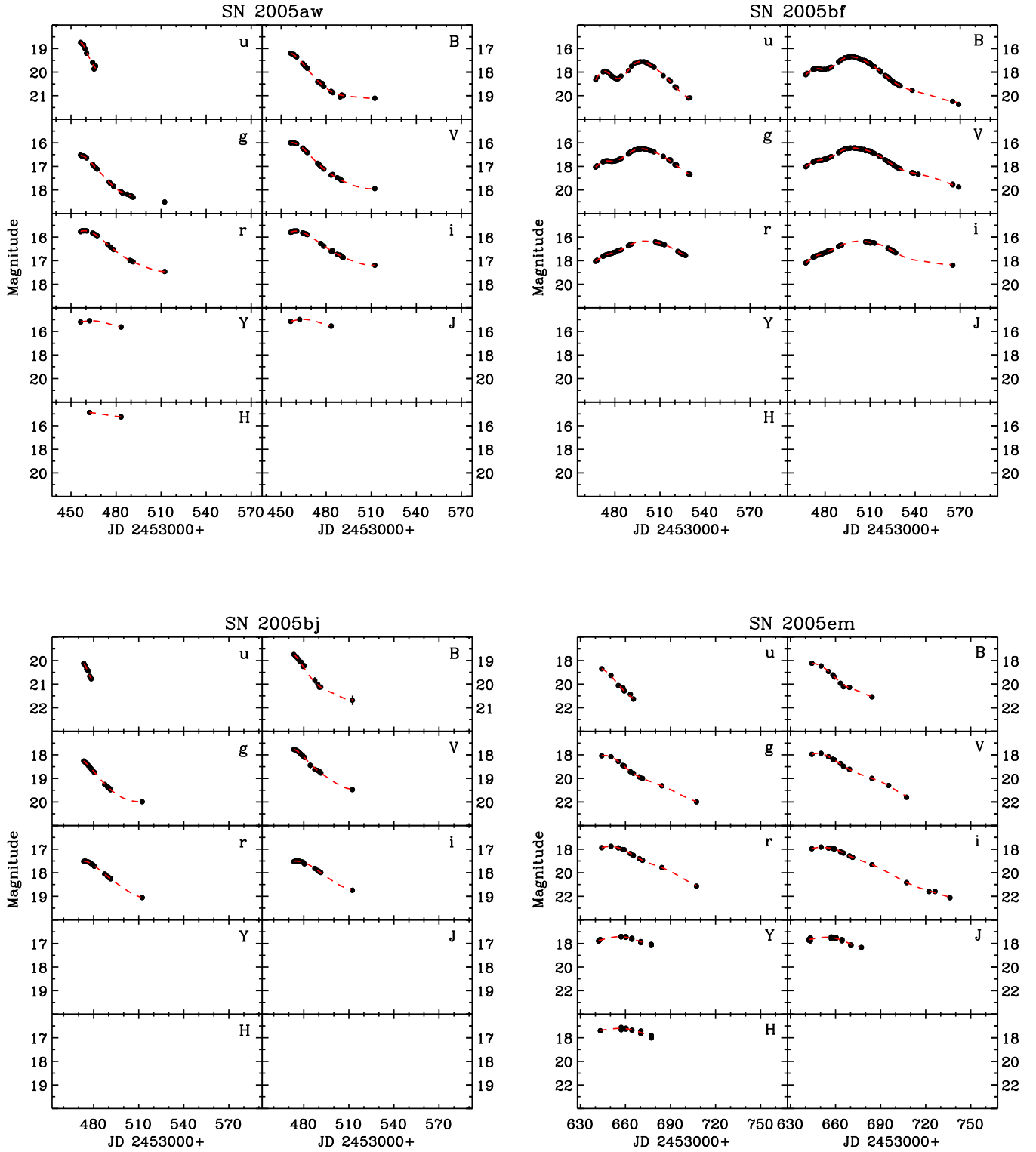


Figure 4 Light curves of CSP-I SE SN in the Swope natural photometric system. Uncertainties in the photometry are smaller than the points, unless shown. The smooth curves correspond to Gaussian process spline fits computed within the light curve analysis software package `SNooPy` (Burns et al. 2011).

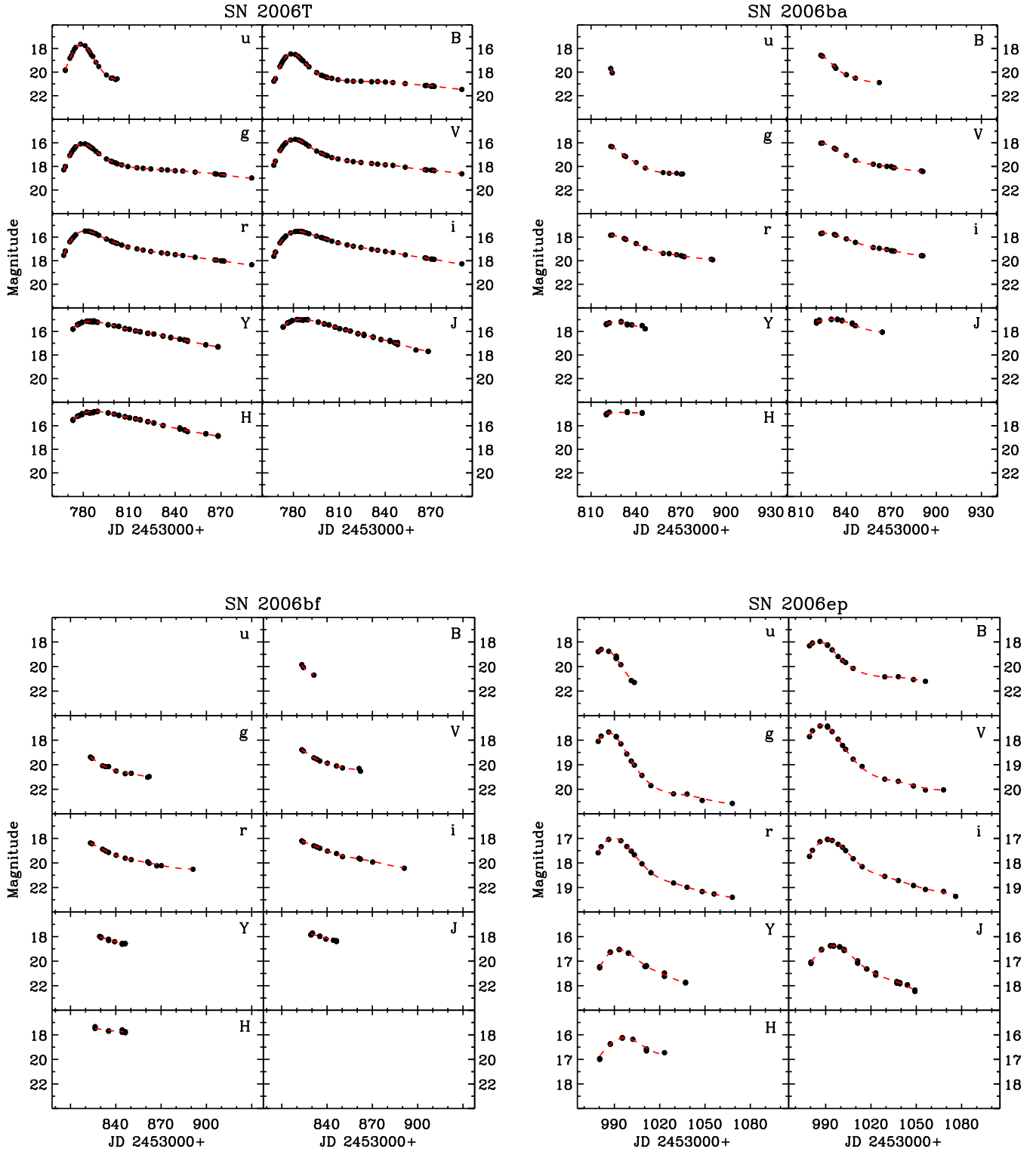


Figure 4 Light curves of CSP-I SE SN in the Swope natural photometric system. Uncertainties in the photometry are smaller than the points, unless shown. The smooth curves correspond to Gaussian process spline fits computed within the light curve analysis software package `SNooPy` (Burns et al. 2011).

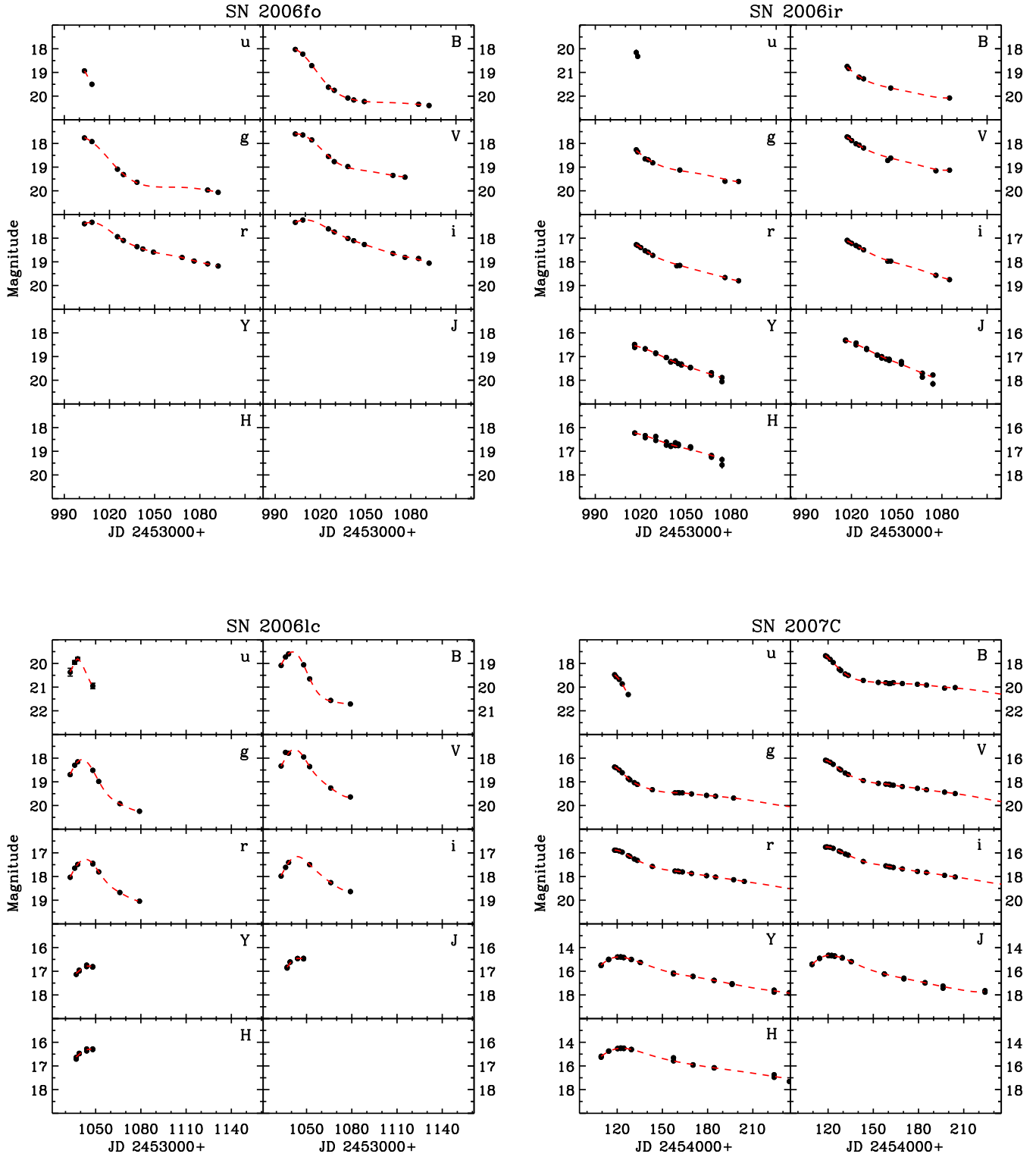


Figure 4 Light curves of CSP-I SE SN in the Swope natural photometric system. Uncertainties in the photometry are smaller than the points, unless shown. The smooth curves correspond to Gaussian process spline fits computed within the light-curve analysis software package `SNooPy` (Burns et al. 2011).

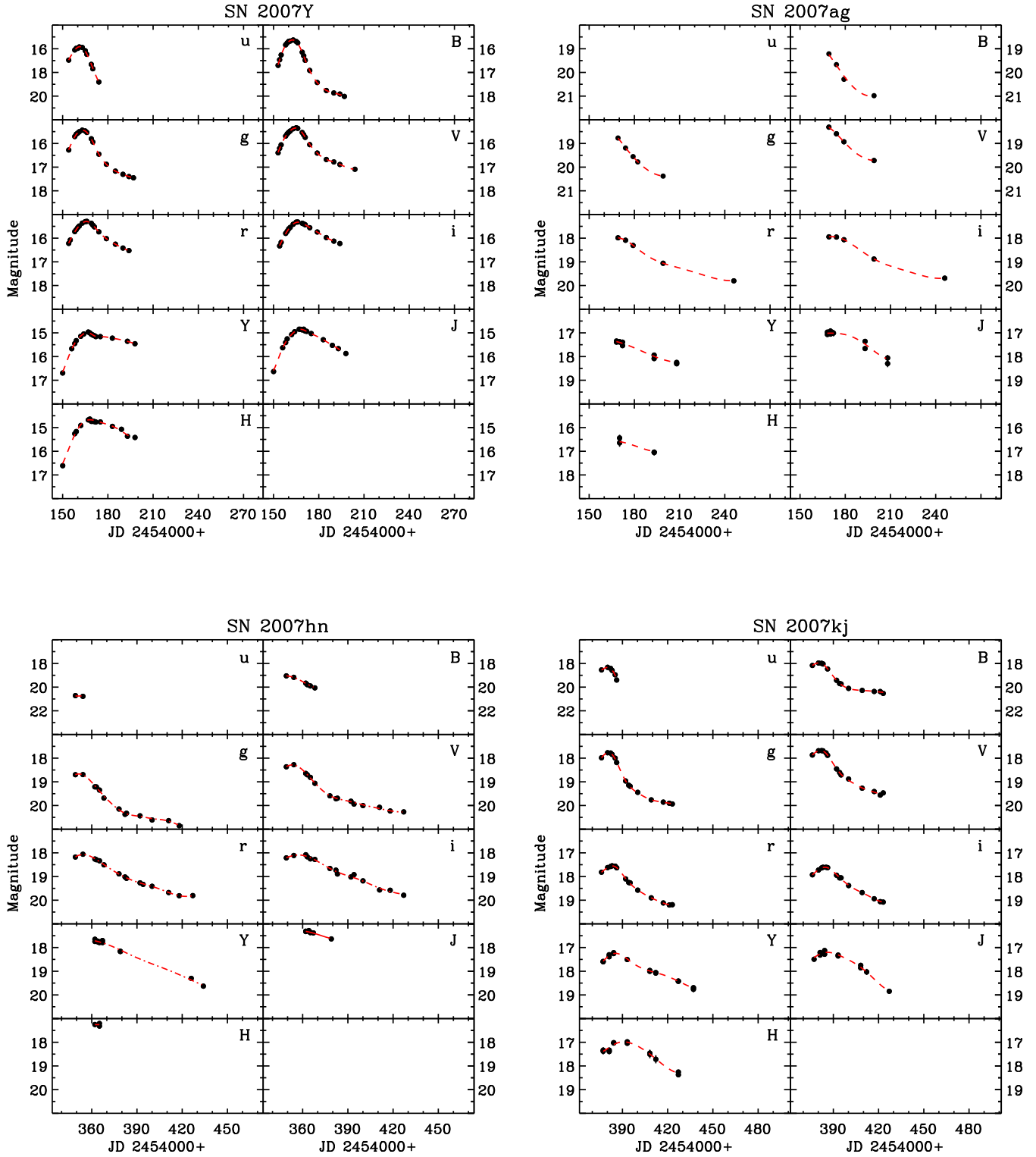


Figure 4 Light curves of CSP-I SE SN in the Swope natural photometric system. Uncertainties in the photometry are smaller than the points, unless shown. The smooth curves correspond to Gaussian process spline fits computed within the light-curve analysis software package `SNooPy` (Burns et al. 2011).

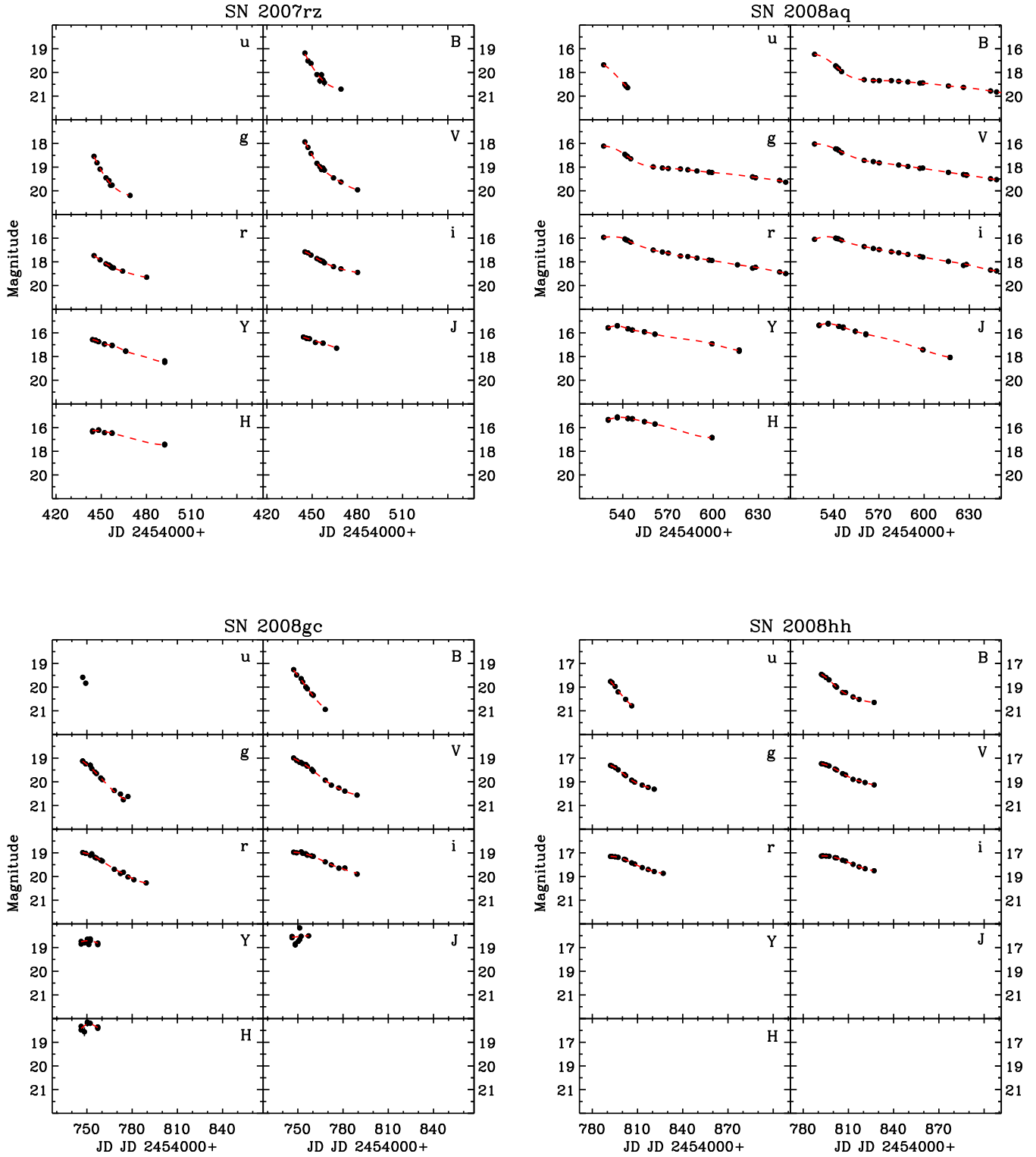


Figure 4 Light curves of CSP-I SE SN Ia in the Swope natural photometric system. Uncertainties in the photometry are smaller than the points, unless shown. The smooth curves correspond to Gaussian process spline fits computed within the light-curve analysis software package `SNooPy` (Burns et al. 2011).

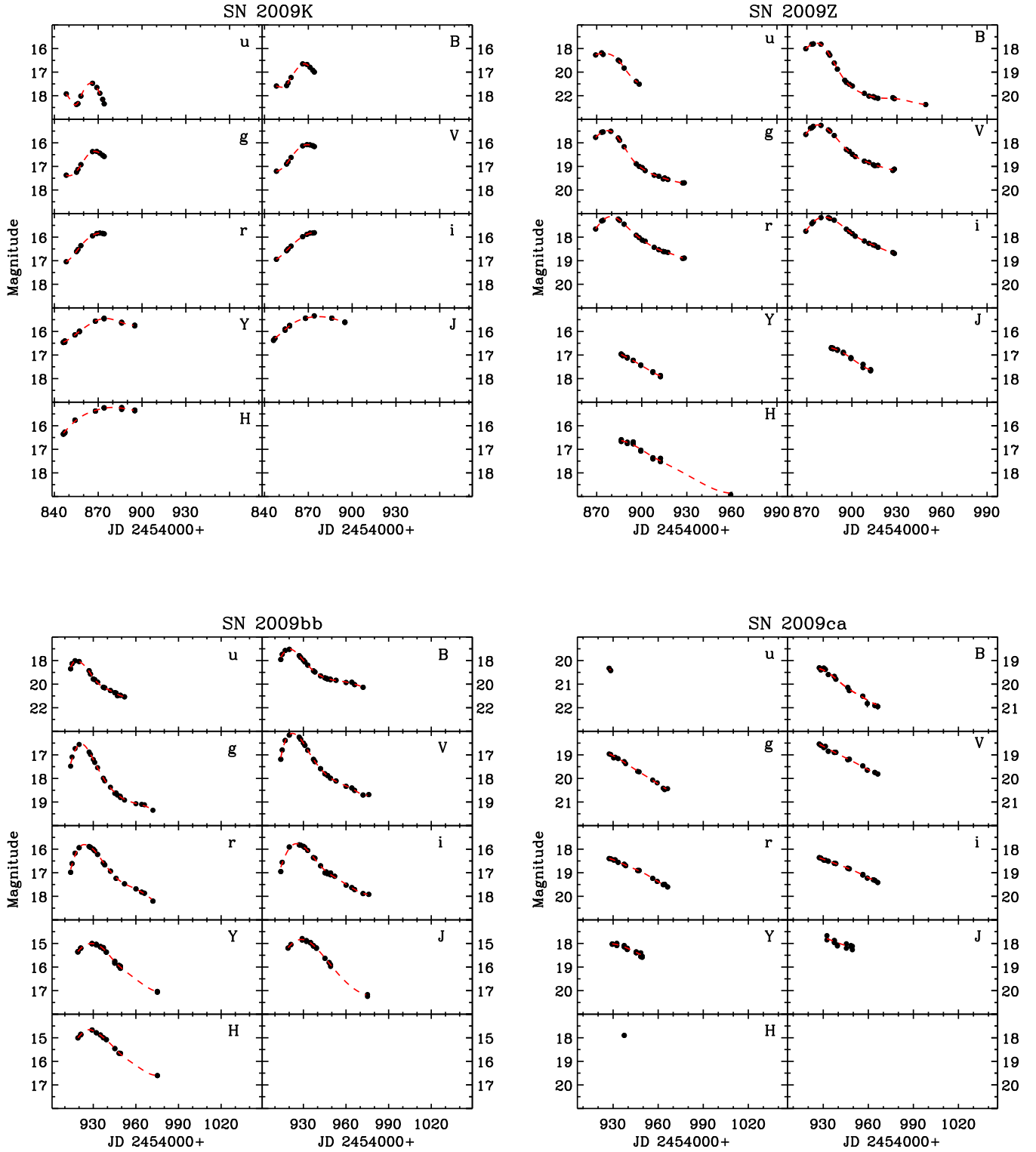


Figure 4 Light curves of CSP-I SE SNe in the Swope natural photometric system. Uncertainties in the photometry are smaller than the points, unless shown. The smooth curves correspond to Gaussian process spline fits computed within the light-curve analysis software package `SNooPy` (Burns et al. 2011).

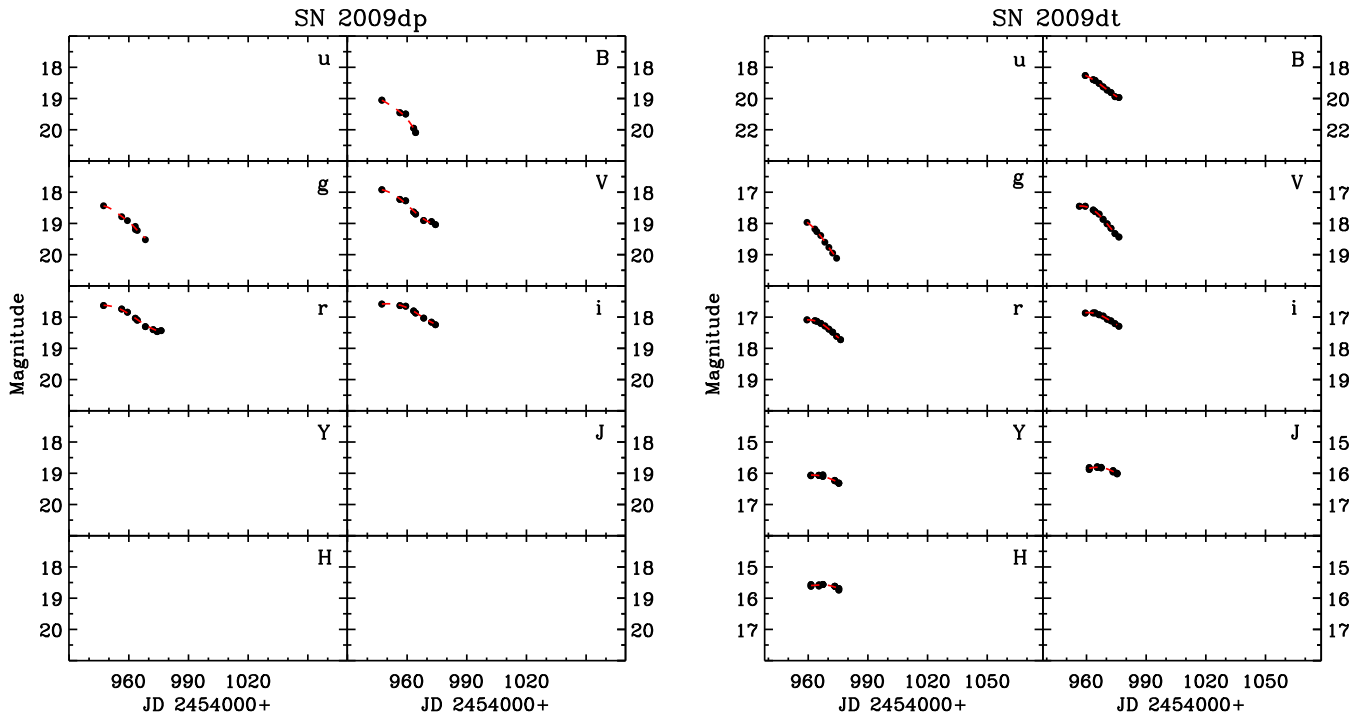


Figure 4 Light curves of CSP-I SE SNe in the Swope natural photometric system. Uncertainties in the photometry are smaller than the points, unless shown. The smooth curves correspond to Gaussian process spline fits computed within the light-curve analysis software package `SNooPy` (Burns et al. 2011).

Table 1. General Properties of 34 Type Ibc and Type IIb Supernovae.

SN	$\alpha(2000)$	$\delta(2000)$	Host	Morphology ^a	z_{helio}^b	Discovery	Discovery Group	Spectral ID	Phase Range	$T(B)_{\text{max}}$
2004ew	02:05:06.17	-05:06:31.6	ESO 153-G17	SAB(r)bc	0.0218	CBET 96	Monard	Ib	+13...+69	3277.79 \pm 2.08 [‡]
2004ex	00:38:10.17	+02:43:16.9	NGC 182	SAB(rs)a pec	0.0176	IAUC 8418	Trondal & Schwartz	IIb	-3...+42	3306.67 \pm 0.06
2004fe	00:30:11.27	+02:05:23.5	NGC 132	SAB(s)bc	0.0179	IAUC 8425	LOSS	Ic	+10...+36	3316.80 \pm 0.04
2004ff	04:58:46.19	-21:34:12.0	ESO 552-G40	SB(s)ab pec	0.0227	IAUC 8425	LOSS	IIb	+14...+31	3312.66 \pm 0.27
2004gq	05:12:04.81	-15:40:54.2	NGC 1832	SB(r)bc	0.0065	IAUC 8452	LOSS	Ib	-5...+23	3357.92 \pm 0.02
2004gt	12:01:50.37	-18:52:12.7	NGC 4038	SB(s)m pec	0.0055	IAUC 8454	Monard	Ic	-1...+50	3360.07 \pm 0.76
2004gv	02:13:37.42	-00:43:05.8	NGC 856	(R)SA(rs)0/a	0.0199	IAUC 8454	Chen	Ib	-7...-7	3365.28 \pm 0.27
2005Q	01:30:03.51	-42:40:48.4	ESO 244-G31	SA(rs)c	0.0224	CBET 106	Monard	IIb	+0...+8	3406.17 \pm 0.23
2005aw	19 15 17.44	-54:08:24.9	IC 4837A	SA(s)b:sp	0.0095	CBET 127	Jacques & Pimentel	Ic	+7...+23	3457.44 \pm 1.71 [‡]
2005bf	10:23:57.27	-03:11:28.6	MCG +00-27-05	SB(r)b	0.0189	IAUC 8507	Monard	Ib	-7...+53	3474.95 \pm 0.12
2005bj	16:49:44.74	+17:51:48.7	MCG +03-43-5	G	0.0222	CBET 137	Boles	IIb	-1...+2	3472.26 \pm 1.44 [‡]
2005em	03:13:47.71	-00:14:37.0	IC 307	G/(R)SB(r)a pec	0.0260	IAUC 8604	Boles	Ic	+3...+3	3648.01 \pm 3.41 [‡]
2006T	09:54:30.21	-25:42:29.3	NGC 3054	SAB(r)bc	0.0081	CBET 385	Monard	IIb	+0...+71	3779.62 \pm 0.01
2006ba	09:43:13.40	-09:36:53.0	NGC 2980	SAB(s)c?	0.0191	CBET 443	Monard	IIb	-6...+19	3820.90 \pm 1.44 [‡]
2006bf	12:58:50.68	+09:39:30.1	UGC 8093	S	0.0239	IAUC 8693	Puckett	IIb	+1...+4	3817.79 \pm 2.08 [‡]
2006ep	00:41:24.88	+25:29:46.7	NGC 214	SAB(r)c	0.0151	CBET 609	LOSS/Itagaki	Ib	+19...+34	3985.49 \pm 0.60
2006fo	02:32:38.89	+00:37:03.0	UGC 02019	Sab	0.0207	CBET 624	SDSS-II	Ib	+0...+17	4003.11 \pm 1.45 [‡]
2006ir	23:04:35.68	+07:36:21.5	KUG 2302+073	...	0.0200	CBET 658	SNFactory	Ic	+2...+26	3999.49 \pm 2.08 [‡]
2006lc	22:44:24.48	-00:09:53.5	NGC 7364	SO/a pec	0.0162	CBET 688	SDSS-II	Ib	+1...+1	4041.23 \pm 0.04
2007C	13:08:49.30	-06:47:01.0	NGC 4981	SAB(r)bc	0.0056	CBET 798	Itagaki	Ib	+3...+97	4114.95 \pm 1.44 [‡]
2007Y	03:02:35.92	-22:53:50.1	NGC 1187	SB(r)c	0.0046	CBET 845	Mondard	Ib	-13...+40	4163.06 \pm 0.01
2007ag	10:01:35.99	+21:36:42.0	UGC 5392	Sd	0.0207	CBET 868	Puckett	Ic	-1...+2	4163.62 \pm 3.00 [‡]
2007hn	21:02:46.85	-04:05:25.2	2MASX J21024677-0405233	...	0.0273 [‡]	CBET 1050	SNFactory	Ic	+12...+60	4353.81 \pm 1.45 [‡]
2007kj	00:01:19.58	+13:06:30.6	NGC 7803	SO/a	0.0179	CBET 1092	Itagaki	Ib	-4...+41	4381.47 \pm 0.18
2007rz	04:31:10.84	+07:37:51.5	NGC 1590	Pec	0.0130	CBET 1158	LOSS	Ic	-1...+24	4437.49 \pm 2.08 [‡]
2008aq	12:50:30.42	-10:52:01.4	MCG-02-33-020	SB(s)m	0.0080	CBET 1271	LOSS	IIb	-2...+311	4531.27 \pm 0.03
2008gc	02:10:36.63	-53:45:59.5	anonymous	...	0.0492 [‡]	CBET 1529	CHASE	Ib	+14...+29	4746.99 \pm 2.08 [‡]
2008hh	01:26:03.65	+11:26:26.5	IC 112	Sdm	0.0194	CBET 1575	Puckett	Ic	+1...+31	4791.49 \pm 2.08 [‡]
2009K	04:36:36.77	-00:08:35.6	NGC 1620	SAB(rs)bc	0.0117	CBET 1663	CHASE	IIb	-19...+285	4867.42 \pm 0.02
2009Z	14:01:53.61	-01:20:30.2	2dFGRS N271Z016	dl	0.0251	CBET 1685	LOSS	IIb	-6...+42	4877.13 \pm 0.20
2009bb	10:31:33.87	-39:57:30.0	NGC 3278	SA(s)c?	0.0099	CBET 1731	CHASE	Ic-BL	-1...+310	4920.01 \pm 0.03
2009ca	21:26:22.20	-40:51:48.6	0.0956 [‡]	CBET 1750	CHASE	Ic-BL	+1...+16	4926.19 \pm 2.08 [‡]
2009dp	20:26:52.69	-18:37:04.2	NGC 6912	SB(s)c	0.0232	CBET 1779	Monard	Ic	+4...+37	4949.89 \pm 2.08 [‡]
2009dt	22:10:09.27	-36:05:42.6	IC 5169	(R)SAB ⁺ (r) pec	0.0104	CBET 1785	CHASE	Ic	-6...-6	4958.13 \pm 1.47 [‡]

^aMorphologies are as listed in the NASA/IPAC Extragalactic Database (NED).^bHeliocentric redshifts are as given in NED or if not listed in NED, as determined through host galaxy emission lines in visual-wavelength spectra of the SN. Measurements made by the authors are indicated with the † symbol.^cReferences/URLs: LOSS (see Filippenko 2005, and references therein); Puckett (<http://www.cometwatch.com>); SDSS-II SN survey (Frieman et al. 2008); SNFactory (<http://snfactory.lbl.gov/>); CHASE (<http://www.das.uchile.cl/proyectoCHASE/>).^d‡: Obtained from the relation shown in Fig. 3 of Taddia et al. (submitted to A&A).

Table 2. Optical photometry of the local sequences in the *standard* system.^a

ID	$\alpha(2000)$	$\delta(2000)$	u'	g'	r'	i'	B	V
SN 2004ew								
1	02:05:03.79	-55:03:51.2	16.917(036)	15.692(017)	15.249(015)	15.073(012)	16.076(009)	15.466(301)
2	02:05:19.69	-55:04:42.8	...	17.741(026)	16.774(015)	16.395(012)	18.373(041)	17.337(301)
3	02:05:21.51	-55:04:35.0	19.048(060)	17.677(019)	17.142(015)	16.942(019)	18.103(031)	17.405(342)
4	02:05:15.02	-55:04:59.8	...	18.793(070)	18.088(055)	17.853(059)	19.303(076)	18.463(102)
5	02:05:07.29	-55:04:58.9	...	18.701(056)	17.338(011)	15.716(014)	19.795(052)	18.122(303)
6	02:04:56.86	-55:07:06.2	17.464(037)	16.071(015)	15.606(012)	15.435(009)	16.473(012)	15.839(296)
7	02:04:49.00	-55:08:22.2	19.461(074)	18.179(047)	17.704(026)	17.532(024)	18.576(050)	17.927(313)
8	02:05:29.00	-55:08:18.1	16.105(035)	15.038(013)	14.705(010)	14.600(008)	15.353(010)	14.863(319)
9	02:05:31.10	-55:07:00.6	19.624(089)	18.000(032)	17.313(010)	17.020(027)	18.457(058)	17.663(278)
10	02:05:26.01	-55:08:55.4	...	19.376(066)	17.953(034)	16.813(015)	20.262(102)	18.738(072)
11	02:05:23.11	-55:08:39.0	...	20.052(108)	19.078(039)	18.701(101)	20.673(098)	19.640(151)
12	02:04:58.68	-55:10:05.1	16.493(036)	15.389(014)	14.947(008)	14.770(005)	15.750(012)	15.167(299)
13	02:04:41.12	-55:07:15.5	...	18.198(042)	17.337(025)	17.024(033)	18.775(050)	17.836(017)
SN 2004ex								
1	00:38:07.05	+02:42:50.2	...	18.768(126)	17.472(045)	16.821(038)	19.509(090)	18.236(085)
2	00:38:03.82	+02:41:17.5	...	18.016(026)	16.849(015)	16.388(022)	18.711(051)	17.512(043)
3	00:37:59.75	+02:41:16.5	...	19.409(045)	18.766(041)	18.366(102)	19.870(053)	19.088(054)
4	00:38:22.43	+02:46:09.7	...	18.850(101)	18.080(056)	17.755(065)	19.472(093)	18.525(107)
5	00:38:11.02	+02:41:21.2	16.805(052)	15.239(004)	14.679(003)	14.471(008)	15.693(015)	14.962(012)
6	00:38:13.21	+02:39:27.0	18.327(046)	17.246(008)	16.847(013)	16.721(034)	17.609(016)	17.049(004)
7	00:38:03.10	+02:47:30.6	14.109(009)	13.962(008)	14.885(011)	14.300(012)
8	00:38:25.26	+02:44:06.7	...	19.386(371)	18.387(043)	17.183(023)
9	00:38:26.42	+02:43:07.2	...	19.944(016)	18.807(119)	17.752(072)
10	00:38:03.71	+02:40:48.7	...	17.345(028)	16.105(015)	15.553(013)	18.065(076)	16.805(019)
12	00:38:09.30	+02:40:46.2	19.064(045)	17.845(080)
SN 2004fe								
3	00:30:16.51	+02:04:49.3	18.909(041)	18.080(042)	17.890(004)	17.807(009)	18.374(029)	18.016(015)
4	00:30:11.30	+02:07:03.2	...	18.049(059)	17.209(005)	16.883(008)	18.637(033)	17.673(024)
5	00:30:00.78	+02:08:04.4	...	17.386(026)	16.015(003)	15.212(018)	18.140(036)	16.781(017)
6	00:29:55.83	+02:05:25.1	...	17.896(048)	16.612(013)	15.761(006)	18.651(052)	17.383(011)
7	00:29:57.89	+02:04:28.9	...	17.277(020)	16.195(008)	15.734(008)	17.915(062)	16.825(015)
8	00:30:02.88	+02:05:06.4	19.111(062)	18.125(021)	17.751(045)	17.638(020)	18.457(013)	17.938(030)
9	00:30:05.70	+02:05:13.9	...	19.186(023)	17.880(014)	16.604(018)	20.117(086)	18.706(046)
10	00:30:03.73	+02:03:58.7	18.468(102)	19.105(143)	18.820(104)	18.607(058)	19.547(042)	19.076(037)
11	00:30:05.70	+02:03:43.6	19.464(085)	18.498(036)	18.129(042)	18.022(004)	18.857(031)	18.284(038)
13	00:30:21.60	+02:08:54.7	...	17.557(015)	16.416(003)	15.967(004)	18.253(050)	17.073(004)
15	00:30:27.31	+02:05:02.1	...	18.244(012)	16.952(029)	16.425(016)	18.949(048)	17.683(008)
SN 2004ff								
1	04:58:40.81	-21:33:54.1	17.064(039)	15.503(004)	14.924(003)	14.722(004)	15.965(003)	15.235(008)
2	04:58:55.07	-21:35:19.8	18.099(066)	16.050(003)	15.355(006)	15.117(003)	16.592(016)	15.727(008)
3	04:58:53.32	-21:36:08.1	17.556(015)	16.513(010)	16.106(004)	15.963(028)	16.865(008)	16.308(003)
4	04:58:50.10	-21:36:02.2	19.494(085)	17.870(013)	17.230(009)	16.957(011)	18.410(020)	17.599(026)
5	04:58:44.84	-21:36:31.7	...	17.630(034)	16.277(027)	15.344(015)	18.426(049)	17.068(035)
6	04:58:42.11	-21:35:52.0	19.622(092)	17.448(008)	16.564(007)	16.242(006)	18.063(017)	17.076(027)
7	04:58:36.32	-21:35:49.0	19.133(066)	16.619(005)	15.526(003)	15.108(004)	17.283(011)	16.153(007)
8	04:58:37.56	-21:34:57.7	18.607(052)	17.518(017)	17.120(014)	16.985(011)	17.859(040)	17.351(007)
9	04:58:51.07	-21:31:55.4	...	17.889(013)	17.072(010)	16.766(006)	18.178(149)	17.535(028)
10	04:58:54.07	-21:32:28.0	18.500(044)	17.243(003)	16.801(010)	16.631(014)	17.635(016)	17.023(007)
12	04:58:48.81	-21:36:37.4	...	17.482(012)	16.205(006)	15.618(013)	18.213(046)	16.929(006)
13	04:58:36.53	-21:33:49.2	18.096(033)	17.180(013)	16.860(014)	16.745(022)	17.500(013)	17.032(032)
14	04:58:58.25	-21:35:36.2	18.866(353)	18.081(012)	17.745(035)	17.569(014)	18.443(033)	17.905(021)
15	04:58:57.96	-21:35:59.0	19.069(067)	18.152(016)	17.765(017)	17.602(017)	18.508(009)	17.970(022)
SN 2004gg								

Table 2 (cont'd)

ID	$\alpha(2000)$	$\delta(2000)$	u'	g'	r'	i'	B	V
2	05:12:11.06	-15:38:02.6	16.673(019)	15.362(010)	14.898(011)	14.739(004)	15.755(010)	15.143(011)
3	05:12:12.01	-15:38:31.1	19.137(100)	17.396(009)	16.673(017)	16.374(010)	17.882(043)	17.057(048)
4	05:12:12.59	-15:40:09.1	...	18.390(044)	17.062(018)	15.924(009)	19.409(042)	17.867(028)
7	05:12:11.37	-15:43:52.6	16.385(013)	15.038(010)	14.540(004)	14.363(006)	15.465(011)	14.799(016)
8	05:11:58.61	-15:38:26.9	17.543(063)	16.314(017)	15.854(014)	15.669(010)	16.692(027)	16.098(009)
14	05:11:52.48	-15:42:41.0	18.319(068)	16.407(015)	15.690(005)	15.398(005)	16.938(030)	16.091(006)
15	05:12:14.16	-15:40:39.8	18.139(052)	16.202(010)	15.476(006)	15.202(006)	16.776(020)	15.882(009)
SN 2004gt								
4	12:01:38.38	-18:51:22.2	...	16.347(015)	15.738(017)	15.524(010)	16.835(003)	16.053(017)
5	12:01:38.49	-18:54:22.1	17.845(061)	16.498(017)	16.036(030)	15.857(031)	16.928(011)	16.260(059)
6	12:01:46.57	-18:54:26.0	17.130(084)	16.025(020)	15.632(020)	15.505(029)	16.358(089)	15.807(024)
SN 2004gv								
4	02:13:29.89	-00:42:21.4	17.552(021)	16.196(009)	15.692(011)	15.510(008)	16.621(035)	15.948(023)
5	02:13:24.11	-00:41:09.7	15.937(008)	14.809(003)	14.941(003)	15.089(008)	14.899(011)	14.834(006)
6	02:13:49.77	-00:42:52.3	...	17.066(012)	15.768(008)	15.198(005)	17.827(065)	16.521(020)
7	02:13:27.60	-00:46:06.2	17.508(089)	16.292(012)	15.785(012)	15.583(015)	16.655(016)	16.061(020)
8	02:13:29.27	-00:46:36.5	...	18.299(117)	17.889(055)	17.733(052)	18.639(084)	18.040(156)
9	02:13:42.52	-00:41:08.7	18.979(092)	16.975(026)	16.310(008)	16.078(011)	17.507(036)	16.687(027)
10	02:13:42.90	-00:39:14.2	...	18.839(021)	17.503(022)	16.827(040)	19.592(062)	18.245(046)
11	02:13:53.09	-00:41:38.8	...	17.539(019)	16.623(013)	16.305(012)	18.077(015)	17.135(024)
12	02:13:35.49	-00:42:02.0	18.873(087)	17.337(015)	16.814(025)	16.689(035)	17.725(069)	17.057(016)
13	02:13:31.01	-00:40:26.1	...	18.139(038)	17.539(075)	17.316(018)	18.534(147)	17.803(055)
14	02:13:52.51	-00:45:08.1	...	18.404(055)	17.745(060)	17.544(082)	18.949(034)	18.070(071)
15	02:13:25.90	-00:46:53.5	17.261(029)	16.030(011)	15.612(011)	15.484(016)	16.401(023)	15.822(015)
SN 2005Q								
1	01:29:56.50	-42:41:09.4	17.122(008)	15.907(012)	15.487(013)	15.339(013)	16.261(054)	15.687(013)
2	01:30:12.81	-42:40:07.5	...	16.743(013)	15.512(010)	14.946(062)	17.481(047)	16.220(008)
3	01:30:10.78	-42:37:41.9	17.576(051)	15.358(014)	14.571(008)	14.306(009)	15.911(022)	15.007(006)
4	01:30:15.16	-42:38:35.1	17.633(055)	15.913(017)	15.251(009)	14.983(010)	16.415(020)	15.610(005)
5	01:30:17.65	-42:38:20.4	...	17.384(012)	16.580(011)	16.296(017)	17.955(039)	17.040(030)
6	01:29:42.10	-42:38:19.9	...	16.387(018)	16.019(240)	15.570(023)
7	01:29:44.67	-42:40:59.8	...	18.647(041)	17.278(015)	16.484(007)	19.529(060)	18.081(032)
8	01:29:44.46	-42:44:30.3	14.508(029)	13.257(011)	12.855(020)	12.751(011)	13.620(013)	13.056(008)
9	01:30:14.19	-42:39:47.5	15.820(050)	13.780(008)	13.053(003)	12.796(006)	14.321(011)	13.441(005)
10	01:30:15.07	-42:43:01.1	18.569(232)	17.597(015)	17.178(024)	17.020(052)	17.961(029)	17.389(017)
11	01:30:15.76	-42:42:32.3	...	18.392(053)	18.087(040)	17.932(055)	18.746(083)	18.241(082)
12	01:30:19.18	-42:44:06.4	18.289(067)	17.168(015)	16.745(013)	16.616(028)	17.504(024)	16.966(013)
13	01:30:08.86	-42:38:56.9	...	19.155(022)	17.792(077)	16.621(009)	19.879(033)	18.563(056)
14	01:29:53.96	-42:38:33.8	...	19.064(197)	18.505(015)	18.277(063)	19.420(065)	18.573(234)
SN 2005aw								
3	19:15:08.05	-54:10:56.9	16.380(025)	14.845(005)	14.324(005)	14.149(003)	15.292(003)	14.594(006)
4	19:15:31.17	-54:06:18.3	17.040(008)	15.389(011)	14.710(003)	14.396(003)	15.907(017)	15.071(007)
5	19:15:22.84	-54:07:00.2	...	17.327(050)	15.948(008)	15.345(008)	18.019(095)	16.714(029)
6	19:15:29.10	-54:10:38.5	...	17.263(023)	16.521(010)	16.248(010)	17.861(077)	16.936(008)
7	19:15:11.60	-54:08:42.3	...	16.554(011)	15.914(005)	15.691(018)	17.078(013)	16.264(007)
8	19:15:38.94	-54:11:40.9	17.939(071)	16.100(018)	15.405(004)	15.166(015)	16.602(049)	15.790(010)
9	19:15:01.87	-54:10:29.0	18.087(098)	16.433(011)	15.880(005)	15.665(021)	16.928(034)	16.181(010)
10	19:15:41.10	-54:09:41.9	17.540(060)	16.194(009)	15.713(008)	15.511(015)	16.572(014)	15.977(005)
11	19:15:10.20	-54:10:19.8	16.645(036)	14.947(006)	14.372(003)	14.186(008)	15.411(011)	14.667(010)
12	19:15:23.43	-54:10:43.5	16.872(027)	15.278(011)	14.753(003)	14.575(013)	15.737(003)	15.023(004)
13	19:15:40.07	-54:06:40.6	17.604(028)	16.379(012)	15.943(007)	15.772(019)	16.753(013)	16.211(025)
14	19:15:04.86	-54:09:10.9	...	17.776(046)	17.170(042)	16.960(007)	18.172(080)	17.458(044)
SN 2005bf								
3	10:24:08.43	-03:13:45.1	19.319(046)	16.545(016)	15.478(003)	15.086(012)	17.217(012)	16.093(012)

Table 2 (cont'd)

ID	$\alpha(2000)$	$\delta(2000)$	u'	g'	r'	i'	B	V
5	10:23:49.03	-03:09:32.5	...	17.317(050)	16.124(003)	15.636(003)	18.015(012)	16.800(010)
7	10:23:45.82	-03:09:24.7	...	18.969(047)	18.026(003)	17.707(019)	19.470(093)	18.498(070)
8	10:23:48.20	-03:09:23.0	18.308(107)	17.051(015)	16.540(003)	16.335(008)	17.466(014)	16.794(009)
9	10:24:06.23	-03:11:40.6	...	20.647(097)	19.395(058)	18.300(005)	19.520(065)	...
10	10:24:01.55	-03:11:18.4	18.886(409)	18.491(025)	18.117(014)	17.936(013)	18.830(009)	18.298(060)
11	10:24:00.12	-03:10:49.5	...	18.606(042)	17.999(017)	17.761(017)	19.200(052)	18.361(066)
12	10:24:06.35	-03:13:02.3	...	17.870(062)	17.182(007)	16.965(010)	18.364(037)	17.546(046)
13	10:23:50.81	-03:12:26.8	19.460(082)	17.815(021)
14	10:24:05.06	-03:08:52.3	17.283(018)	16.005(005)	15.534(003)	15.367(003)	16.415(011)	15.777(010)
SN 2005bj								
1	16:49:49.44	+17:52:14.7	17.363(055)	15.281(020)	14.528(027)	14.249(037)	15.829(016)	14.944(021)
2	16:49:47.91	+17:53:18.4	17.236(026)	15.911(022)	15.370(024)	15.154(028)	16.322(019)	15.647(018)
3	16:49:38.41	+17:53:49.9	16.679(054)	15.325(017)	14.805(023)	14.619(025)	15.743(016)	15.073(019)
4	16:49:43.25	+17:50:50.0	17.408(077)	16.198(020)	15.732(024)	15.560(033)	16.580(014)	15.971(016)
5	16:49:52.89	+17:51:07.9	18.230(142)	17.121(023)	16.720(025)	16.576(043)	17.445(028)	16.928(013)
6	16:49:48.78	+17:50:31.6	18.979(087)	17.947(031)	17.475(011)	17.286(039)	18.288(065)	17.704(016)
7	16:49:51.76	+17:50:05.0	18.831(079)	17.672(028)	17.228(039)	17.061(058)	18.056(049)	17.440(016)
9	16:49:39.72	+17:51:43.7	18.255(136)	16.346(018)	15.613(026)	15.311(021)	16.876(016)	16.018(022)
10	16:49:34.91	+17:50:23.5	18.632(076)	19.806(100)	19.110(089)	19.027(085)	20.008(071)	19.356(006)
11	16:49:43.25	+17:54:22.8	...	19.954(116)	19.106(035)	18.563(049)
12	16:49:57.21	+17:52:09.5	...	18.206(011)	17.491(029)	17.194(020)	18.722(035)	17.870(114)
13	16:49:57.42	+17:53:25.7	...	17.159(019)	15.829(020)	15.147(031)	17.955(010)	16.589(035)
SN 2005em								
1	03:14:00.09	-00:15:19.4	16.400(259)	14.634(453)	13.983(283)	13.758(271)	15.126(326)	14.319(104)
2	03:13:38.65	-00:13:57.6	16.886(224)	15.715(370)	15.268(263)	15.085(228)	16.072(321)	15.487(080)
3	03:13:47.53	-00:16:31.9	16.164(251)	14.875(452)	14.370(282)	14.181(241)	15.296(338)	14.632(098)
4	03:13:46.41	-00:17:32.2	18.377(026)	16.328(348)	15.529(246)	15.192(197)	16.900(014)	15.965(077)
5	03:13:44.17	-00:11:02.0	18.154(038)	16.455(376)	15.774(258)	15.508(200)	16.994(307)	16.138(080)
6	03:13:57.16	-00:14:08.2	17.800(248)	16.548(370)	16.072(228)	15.893(011)	16.943(294)	16.331(072)
7	03:13:57.02	-00:16:06.7	...	17.599(393)	16.570(228)	16.167(009)	18.217(032)	17.153(079)
8	03:13:45.42	-00:12:46.0	18.964(042)	17.324(327)	16.662(232)	16.394(011)	17.811(051)	17.010(102)
9	03:13:48.96	-00:11:27.9	18.464(098)	17.348(360)	16.860(229)	16.702(044)	17.717(077)	17.102(086)
10	03:13:46.14	-00:18:28.9	18.468(119)	17.438(031)	17.014(031)	16.822(014)	17.825(028)	17.231(025)
11	03:13:37.53	-00:14:31.9	...	19.022(035)	17.599(217)	16.955(055)	19.853(057)	18.410(104)
12	03:13:53.90	-00:13:15.7	19.483(093)	18.251(009)	17.703(263)	17.495(066)	18.752(060)	17.994(080)
13	03:13:49.94	-00:14:24.5	...	18.985(006)	17.753(024)	17.174(074)	19.354(300)	18.487(067)
14	03:13:35.77	-00:15:22.1	...	18.505(045)	17.802(066)	17.494(087)	18.926(024)	18.134(038)
15	03:13:33.91	-00:17:07.1	...	19.473(024)	18.405(041)	18.023(022)	20.004(067)	19.187(173)
16	03:13:33.32	-00:12:11.0	...	20.574(103)	19.008(051)	17.823(051)	19.949(066)	19.847(087)
SN 2006T								
1	09:54:43.22	-25:42:23.4	15.828(030)	14.584(009)	14.176(003)	14.014(018)	14.953(037)	14.378(010)
4	09:54:20.27	-25:45:38.4	17.104(022)	15.656(016)	15.167(012)	15.002(009)	16.072(038)	15.412(013)
5	09:54:23.83	-25:45:02.7	17.635(025)	15.941(018)	15.373(012)	15.193(006)	16.406(045)	15.671(020)
6	09:54:37.12	-25:45:36.4	17.911(049)	16.046(020)	15.424(012)	15.230(010)	16.546(034)	15.747(018)
7	09:54:35.80	-25:45:08.4	17.079(030)	15.877(018)	15.487(014)	15.363(009)	16.230(035)	15.684(014)
8	09:54:19.20	-25:42:55.1	19.224(096)	16.958(022)	16.128(016)	15.818(014)	17.546(063)	16.592(019)
9	09:54:23.32	-25:40:23.2	...	17.185(040)	16.109(018)	15.625(013)	17.854(029)	16.732(019)
10	09:54:42.61	-25:42:48.2	18.800(014)	16.866(036)	16.185(021)	15.891(007)	17.412(035)	16.561(014)
11	09:54:16.58	-25:45:27.4	18.034(067)	16.692(023)	16.214(015)	16.036(019)	17.105(042)	16.466(023)
12	09:54:41.93	-25:39:02.3	19.089(087)	17.103(044)	16.419(030)	16.174(009)	17.632(053)	16.796(020)
13	09:54:13.98	-25:42:21.7	18.977(096)	17.242(037)	16.492(022)	16.196(013)	17.766(046)	16.891(026)
14	09:54:38.07	-25:38:53.2	18.369(103)	16.991(039)	16.500(020)	16.301(018)	17.410(065)	16.769(014)
15	09:54:43.29	-25:40:34.1	19.294(100)	17.299(035)	16.496(017)	16.214(023)	17.835(070)	16.944(027)
16	09:54:23.99	-25:39:18.9	18.314(116)	16.993(027)	16.522(014)	16.346(022)	17.396(053)	16.780(024)

Table 2 (cont'd)

ID	$\alpha(2000)$	$\delta(2000)$	u'	g'	r'	i'	B	V
17	09:54:20.60	-25:42:26.8	18.936(077)	17.319(033)	16.663(017)	16.416(012)	17.792(054)	17.011(033)
19	09:54:38.55	-25:41:03.0	...	17.834(027)	17.068(025)	16.759(021)	18.368(065)	17.494(083)
20	09:54:35.62	-25:42:18.7	18.540(068)	17.530(032)	17.160(026)	17.015(024)	17.890(046)	17.368(025)
21	09:54:40.55	-25:45:27.5	...	18.721(100)	17.436(030)	16.830(024)	19.567(090)	18.180(055)
22	09:54:40.49	-25:44:21.8	19.379(107)	18.000(068)	17.589(042)	17.433(047)	18.364(057)	17.791(050)
23	09:54:24.50	-25:44:08.8	...	18.280(064)	17.572(054)	17.299(046)	18.755(054)	17.937(040)
24	09:54:31.73	-25:44:21.3	...	19.120(083)	17.757(045)	16.663(023)	19.898(059)	18.541(086)
25	09:54:19.41	-25:40:37.9	...	18.313(033)	17.829(023)	17.631(060)	18.680(115)	18.061(128)
SN 2006ba								
1	09:42:59.75	-09:36:38.2	14.723(024)	15.734(010)	15.118(008)
7	09:43:07.89	-09:39:06.5	17.530(034)	15.809(015)	15.209(008)	15.021(005)	16.272(020)	15.520(004)
8	09:43:11.95	-09:36:03.6	18.058(101)	16.532(057)	15.997(049)	15.869(023)	17.006(017)	16.324(040)
9	09:43:12.29	-09:40:45.0	...	16.841(020)	16.124(005)	15.834(004)	17.289(032)	16.480(019)
10	09:43:25.18	-09:34:57.0	...	16.900(007)	16.280(004)	16.071(004)	17.385(051)	16.640(019)
11	09:43:16.02	-09:39:12.0	...	16.934(014)	16.409(006)	16.259(007)	17.354(036)	16.636(030)
12	09:43:24.74	-09:38:55.9	...	17.735(030)	16.665(020)	16.196(014)	18.327(026)	17.286(024)
13	09:43:26.06	-09:33:24.7	...	17.633(051)	16.869(025)	16.579(022)	18.143(006)	17.323(052)
14	09:43:24.64	-09:38:29.6	...	17.659(026)	16.965(012)	16.726(016)	18.079(007)	17.356(026)
15	09:43:03.18	-09:40:39.5	...	17.878(045)	17.150(023)	16.934(003)	18.218(028)	17.543(017)
16	09:43:26.58	-09:35:43.3	...	17.604(006)	17.192(023)	16.971(042)	17.942(036)	17.434(032)
17	09:43:18.93	-09:37:58.3	...	17.925(069)	17.353(016)	17.154(023)	18.360(042)	17.631(062)
18	09:43:21.90	-09:39:13.4	...	17.989(056)	17.399(025)	17.195(040)	18.224(022)	17.662(043)
19	09:42:58.96	-09:33:40.8	...	18.204(070)	17.330(025)	17.004(067)	18.867(064)	17.889(042)
20	09:43:29.18	-09:38:13.8	...	17.991(018)	17.435(043)	17.310(018)	18.249(036)	17.711(033)
21	09:43:02.43	-09:36:22.6	...	18.376(017)	17.722(019)	17.430(028)	18.843(003)	18.105(057)
22	09:43:18.75	-09:39:20.9	...	18.441(007)	17.863(096)	17.560(087)	18.881(032)	18.165(062)
23	09:43:06.98	-09:40:33.1	...	18.466(111)	17.849(038)	17.692(030)	18.791(011)	18.209(010)
24	09:43:04.36	-09:33:35.7	...	18.410(055)	17.947(036)	17.824(091)	18.768(020)	18.190(004)
25	09:43:24.38	-09:39:22.4	...	18.710(046)	18.092(003)	17.781(060)	19.356(097)	18.442(032)
26	09:43:19.37	-09:33:15.9	...	19.388(053)	18.284(065)	17.899(163)
27	09:43:04.35	-09:36:09.9	...	19.589(061)	18.900(046)	18.442(071)
SN 2006bf								
2	12:58:45.14	+09:43:01.6	17.496(011)	16.054(018)	15.474(033)	15.221(030)	16.526(015)	15.789(019)
3	12:59:04.28	+09:43:17.7	18.302(107)	16.382(023)	15.695(032)	15.478(030)	16.909(010)	16.065(016)
4	12:59:02.99	+09:41:38.1	...	16.579(019)	15.863(025)	15.632(031)	17.096(007)	16.248(016)
5	12:58:41.40	+09:37:36.1	17.151(041)	16.213(019)	15.909(023)	15.793(024)	16.479(007)	16.061(019)
6	12:59:04.52	+09:37:52.7	16.212(032)	15.381(031)
7	12:58:45.93	+09:40:23.6	...	17.068(019)	16.267(027)	15.992(030)	17.643(048)	16.733(021)
8	12:58:47.78	+09:38:04.5	18.172(104)	16.934(017)	16.485(033)	16.308(024)	17.364(008)	16.711(018)
10	12:58:57.35	+09:41:09.6	...	18.695(058)	17.597(028)	17.189(054)	19.109(067)	18.134(102)
11	12:59:01.41	+09:42:25.1	...	19.071(082)	17.744(026)	16.493(021)
12	12:58:51.90	+09:42:14.5	...	19.444(070)	18.247(062)	17.376(040)
13	12:58:46.70	+09:40:59.3	...	18.550(040)	18.331(060)	18.154(021)	18.893(138)	18.467(133)
14	12:58:37.21	+09:42:32.5	...	19.819(097)	18.487(012)	18.044(042)
15	12:59:06.17	+09:39:27.3	...	18.695(043)	18.428(068)	18.353(092)	18.954(151)	18.622(069)
16	12:58:59.12	+09:41:07.2	...	18.992(032)	18.568(091)	18.384(165)
17	12:59:01.36	+09:37:46.6	...	19.657(082)	18.561(045)	17.567(028)
18	12:58:45.60	+09:38:44.8	...	19.176(062)	18.798(076)	18.566(074)	19.438(095)	18.952(071)
19	12:59:06.36	+09:38:29.9	...	19.855(094)	18.954(151)	18.585(029)
20	12:58:52.99	+09:42:18.7	...	19.072(074)	18.893(004)	18.714(104)	19.415(090)	19.031(041)
22	12:58:47.81	+09:40:59.6	18.939(088)	18.454(074)
23	12:58:53.88	+09:37:31.2	19.343(098)	17.920(044)
SN 2006ep								
1	00:41:25.99	+25:32:41.1	16.730(023)	14.864(017)	14.197(008)	13.957(004)	15.356(015)	14.553(009)

Table 2 (cont'd)

ID	$\alpha(2000)$	$\delta(2000)$	u'	g'	r'	i'	B	V
2	00:41:15.84	+25:29:15.3	16.477(012)	15.263(015)	14.821(008)	14.666(006)	15.637(011)	15.044(007)
3	00:41:38.07	+25:32:19.9	17.043(024)	15.947(022)	15.527(011)	15.361(006)	16.307(020)	15.739(015)
4	00:41:26.15	+25:31:58.0	17.221(137)	16.110(020)	15.746(005)	15.623(010)	16.436(022)	15.925(011)
5	00:41:33.33	+25:29:00.5	17.335(061)	16.204(014)	15.792(008)	15.645(015)	16.575(021)	15.992(007)
6	00:41:44.18	+25:30:04.6	18.895(091)	16.459(015)	15.514(009)	15.151(007)	17.083(011)	16.059(009)
7	00:41:24.09	+25:27:13.6	17.536(080)	16.296(016)	15.858(008)	15.717(013)	16.678(015)	16.080(018)
8	00:41:14.12	+25:28:56.2	18.297(074)	16.462(011)	15.819(009)	15.595(006)	16.945(012)	16.169(021)
9	00:41:13.98	+25:29:18.7	17.596(027)	16.470(017)	16.073(004)	15.930(006)	16.825(022)	16.281(016)
10	00:41:24.04	+25:28:21.2	17.883(043)	16.517(022)	16.067(008)	15.911(018)	16.918(025)	16.298(006)
11	00:41:38.14	+25:27:13.9	18.377(045)	16.685(014)	16.113(014)	15.919(014)	17.154(022)	16.411(016)
12	00:41:16.17	+25:28:01.0	17.780(069)	16.670(014)	16.252(013)	16.097(021)	17.050(021)	16.452(028)
13	00:41:22.66	+25:27:40.8	...	17.457(035)	16.730(023)	16.494(034)	18.002(058)	17.148(014)
14	00:41:42.25	+25:33:21.7	18.969(102)	17.438(028)	16.934(019)	16.755(022)	17.811(026)	17.232(034)
15	00:41:20.91	+25:29:12.5	...	17.610(036)	16.783(020)	16.468(009)	18.189(027)	17.232(030)
16	00:41:37.92	+25:34:03.1	...	18.031(062)	17.008(022)	16.628(017)	18.726(060)	17.587(023)
17	00:41:32.97	+25:33:34.9	...	18.122(023)	17.163(013)	16.819(019)	18.721(057)	17.720(027)
18	00:41:42.28	+25:31:44.2	19.099(107)	18.026(031)	17.550(013)	17.394(037)	18.474(055)	17.819(036)
19	00:41:39.11	+25:31:58.8	...	18.521(064)	17.273(032)	16.663(010)	19.316(024)	17.950(030)
20	00:41:23.01	+25:30:46.2	...	18.725(014)	17.967(026)	17.668(036)	19.301(051)	18.413(073)
21	00:41:13.09	+25:29:25.8	...	18.755(037)	17.912(028)	17.495(033)	19.363(062)	18.426(057)
22	00:41:44.81	+25:32:09.9	...	19.308(080)	17.924(032)	17.058(026)	19.754(112)	18.687(095)
23	00:41:39.72	+25:29:47.8	26.370(037)	19.263(023)	17.923(018)	17.301(021)	19.794(076)	18.632(095)
24	00:41:29.50	+25:32:20.4	26.383(037)	19.294(026)	18.488(061)	18.137(088)	19.839(081)	18.954(052)
SN 2006fo								
4	02:32:32.10	+00:35:34.9	17.868(064)	16.065(010)	15.380(004)	15.118(003)	16.577(015)	15.738(003)
5	02:32:37.04	+00:39:40.5	...	16.897(012)	15.835(003)	15.367(023)	17.486(032)	16.443(039)
6	02:32:27.14	+00:39:10.4	...	17.079(010)	15.951(003)	15.487(008)	17.803(033)	16.608(013)
7	02:32:52.89	+00:39:39.6	17.518(047)	16.489(006)	16.070(006)	15.902(017)	16.869(011)	16.288(019)
8	02:32:24.29	+00:35:12.3	17.583(098)	16.697(013)	16.296(027)	16.146(024)	17.018(032)	16.495(007)
9	02:32:35.12	+00:35:53.2	...	17.758(044)	16.437(008)	15.756(011)	18.483(034)	17.199(018)
10	02:32:44.18	+00:37:27.2	18.463(085)	17.098(007)	16.562(016)	16.370(015)	17.537(044)	16.859(012)
11	02:32:41.42	+00:35:52.9	...	17.761(040)	17.086(013)	16.810(020)	18.286(099)	17.468(032)
12	02:32:30.71	+00:38:58.4	...	18.118(028)	17.358(032)	17.065(016)	18.551(079)	17.766(027)
13	02:32:49.60	+00:40:00.9	...	18.708(013)	17.383(010)	16.778(023)	19.459(063)	18.146(071)
14	02:32:48.05	+00:37:35.8	18.151(072)	17.800(033)	17.466(019)	17.336(038)	18.087(036)	17.642(084)
15	02:32:39.39	+00:35:33.8	...	19.122(047)	17.826(061)	16.791(021)
16	02:32:25.64	+00:39:01.4	...	18.268(057)	17.918(062)	17.864(036)	18.650(034)	18.191(037)
17	02:32:50.10	+00:36:48.3	...	19.788(072)	18.183(068)	17.276(036)
18	02:32:30.50	+00:34:18.7	...	19.325(046)	18.468(033)	18.133(025)
19	02:32:38.03	+00:33:38.8	...	19.107(037)	18.543(015)	18.328(085)	19.596(074)	18.754(046)
20	02:32:51.97	+00:33:33.3	...	19.447(051)	18.612(038)	18.351(062)	19.751(089)	18.967(054)
21	02:32:31.67	+00:35:15.7	...	19.983(084)	18.659(004)	18.187(123)
22	02:32:43.84	+00:39:50.1	19.056(060)	18.180(045)
23	02:32:45.30	+00:38:48.4	19.058(060)	17.729(030)
SN 2006ir								
3	23:04:40.13	+07:39:58.5	18.296(013)	16.209(020)	15.427(026)	15.119(023)	16.775(052)	15.871(038)
4	23:04:43.24	+07:38:49.9	...	16.671(034)	15.982(022)	15.731(013)	17.211(051)	16.344(023)
5	23:04:24.39	+07:32:42.3	18.011(071)	16.829(051)	16.373(026)	16.210(026)	17.231(033)	16.619(031)
6	23:04:33.19	+07:37:54.2	18.144(309)	16.903(018)	16.416(013)	16.248(028)	17.347(026)	16.672(042)
7	23:04:39.76	+07:38:05.2	18.163(076)	17.020(036)	16.517(029)	16.315(021)	17.445(024)	16.791(006)
8	23:04:47.32	+07:35:01.9	...	17.723(012)	17.109(036)	16.850(006)	18.184(008)	17.455(032)
9	23:04:34.24	+07:35:37.9	...	17.809(026)	17.286(053)	17.156(044)	18.318(010)	17.620(113)
10	23:04:30.18	+07:39:02.2	...	18.739(028)	17.362(021)	16.232(039)	19.580(049)	18.155(740)
11	23:04:31.80	+07:33:47.4	...	18.733(027)	17.369(026)	16.637(019)	19.685(072)	18.219(072)

Table 2 (cont'd)

ID	$\alpha(2000)$	$\delta(2000)$	u'	g'	r'	i'	B	V
12	23:04:35.22	+07:39:38.4	...	18.545(024)	17.536(027)	17.145(043)	19.276(017)	18.113(035)
13	23:04:33.01	+07:35:25.4	...	18.987(033)	17.645(024)	16.967(024)	19.749(032)	18.424(047)
14	23:04:30.46	+07:37:30.0	...	19.105(039)	17.769(025)	17.018(024)	19.516(208)	18.423(022)
15	23:04:21.31	+07:38:03.8	...	18.429(073)	17.729(020)	17.480(080)	18.880(076)	18.082(020)
16	23:04:33.84	+07:33:34.3	...	19.365(047)	17.888(059)	17.089(065)
17	23:04:50.25	+07:34:00.7	...	19.396(047)	17.870(024)	16.650(043)
18	23:04:43.34	+07:36:38.7	...	18.693(170)	18.051(016)	17.679(028)	19.216(043)	18.449(043)
19	23:04:29.89	+07:39:15.2	...	19.466(051)	18.152(083)	17.474(106)
20	23:04:47.76	+07:36:07.9	...	19.509(051)	18.099(026)	17.483(065)
21	23:04:21.90	+07:36:08.5	...	19.557(055)	18.443(122)	17.909(043)
22	23:04:22.02	+07:33:47.3	...	19.724(062)	18.425(004)	17.649(060)
23	23:04:23.91	+07:38:42.5	...	19.860(076)	18.626(084)	17.475(046)
24	23:04:39.01	+07:38:55.7	...	19.249(043)	18.767(057)	18.429(056)	19.733(086)	18.956(024)
SN 2006lc								
1	22:44:38.89	-00:07:43.5	...	16.407(022)	15.278(020)	14.815(023)	17.128(017)	15.936(017)
2	22:44:33.07	-00:09:47.6	17.436(042)	15.909(027)	15.352(018)	15.150(025)	16.384(027)	15.648(020)
3	22:44:20.51	-00:07:04.6	17.974(157)	16.099(022)	15.363(032)	15.093(022)	16.644(041)	15.772(025)
4	22:44:39.29	-00:06:50.4	17.661(061)	16.084(023)	15.471(024)	15.269(022)	16.558(033)	15.804(008)
5	22:44:13.58	-00:10:29.0	...	18.079(056)	16.698(044)	15.745(024)	19.093(016)	17.554(005)
6	22:44:36.52	-00:05:58.3	...	18.215(018)	16.862(014)	15.868(027)	19.116(063)	17.671(011)
7	22:44:16.12	-00:11:11.7	...	17.922(019)	16.987(053)	16.671(007)	18.590(027)	17.518(009)
8	22:44:18.90	-00:09:48.1	...	17.592(019)	17.042(018)	16.839(016)	18.083(019)	17.333(021)
9	22:44:27.24	-00:07:17.6	...	18.243(011)	17.201(003)	16.754(023)	18.876(065)	17.795(031)
10	22:44:29.08	-00:10:03.8	...	17.879(013)	17.228(033)	17.000(017)	18.394(025)	17.591(007)
11	22:44:16.50	-00:07:00.8	...	18.801(059)	17.411(027)	16.310(019)	19.407(169)	18.242(042)
12	22:44:23.34	-00:07:47.0	...	18.139(052)	17.411(021)	17.164(003)	18.755(009)	17.868(011)
13	22:44:20.81	-00:09:14.3	...	18.824(010)	17.473(061)	16.657(029)	19.640(099)	18.252(038)
14	22:44:14.83	-00:07:53.0	...	18.440(016)	17.897(020)	17.652(032)	18.940(011)	18.120(028)
16	22:44:14.24	-00:10:53.7	...	18.153(183)	17.906(166)	17.737(101)	18.266(103)	17.924(158)
17	22:44:32.93	-00:07:20.6	...	19.641(030)	18.436(023)	17.494(034)
18	22:44:18.00	-00:10:37.1	...	19.029(003)	18.665(003)	18.553(085)	19.285(078)	18.770(068)
19	22:44:25.80	-00:12:45.3	...	19.790(098)	18.837(186)	18.180(027)
20	22:44:34.58	-00:06:47.7	...	19.781(094)	18.962(003)	18.523(021)
21	22:44:12.97	-00:08:17.7	18.879(027)	17.928(045)
22	22:44:34.86	-00:10:39.8	18.967(085)	18.258(015)
23	22:44:24.19	-00:06:24.7	...	19.639(098)	19.068(005)	18.645(094)
25	22:44:34.81	-00:08:03.3	...	19.693(087)	18.983(038)	18.702(098)
26	22:44:17.65	-00:08:30.5	18.172(016)
27	22:44:29.19	-00:12:22.4	18.606(049)	18.679(068)
28	22:44:27.55	-00:11:18.1	18.158(066)
SN 2007C								
1	13:08:55.64	-06:50:10.6	17.521(044)	15.518(011)	14.705(010)	14.353(015)	16.098(009)	15.144(003)
2	13:08:48.07	-06:50:35.7	17.393(043)	15.535(003)	14.840(010)	14.555(015)	16.067(016)	15.210(006)
3	13:09:07.62	-06:44:17.2	16.987(041)	15.493(015)	14.978(012)	14.837(010)	15.932(018)	15.255(006)
4	13:08:39.66	-06:46:16.7	18.584(066)	15.980(003)	15.052(005)	14.739(012)	16.615(021)	15.579(027)
5	13:08:42.47	-06:44:44.3	18.937(086)	16.259(007)	14.886(010)	14.095(015)	17.080(020)	15.677(007)
6	13:09:08.37	-06:44:48.7	16.695(041)	15.651(008)	15.285(005)	15.169(018)	16.016(030)	15.484(011)
7	13:08:54.18	-06:45:28.8	19.230(100)	16.471(019)	15.323(006)	14.884(020)	17.180(045)	15.989(009)
8	13:09:00.55	-06:49:43.4	19.074(089)	16.409(014)	15.392(011)	14.965(012)	17.102(026)	15.979(023)
9	13:08:57.81	-06:49:35.1	...	17.069(007)	16.161(022)	15.812(023)	17.687(041)	16.697(006)
10	13:08:36.40	-06:46:28.7	18.924(083)	17.057(007)	16.386(017)	16.166(068)	17.487(040)	16.755(009)
11	13:08:42.07	-06:43:12.0	...	17.532(053)	16.566(010)	16.198(045)	18.123(016)	17.144(016)
12	13:08:51.46	-06:50:29.0	18.367(060)	17.313(045)	16.898(021)	16.749(043)	17.688(018)	17.151(042)
13	13:08:58.70	-06:49:49.6	...	17.810(005)	16.570(022)	16.064(019)	18.516(033)	17.243(090)

Table 2 (cont'd)

ID	$\alpha(2000)$	$\delta(2000)$	u'	g'	r'	i'	B	V
14	13:08:35.76	-06:49:56.7	...	17.811(033)	16.660(014)	16.247(049)	18.415(021)	17.290(010)
15	13:08:34.74	-06:49:10.7	18.879(081)	17.656(012)	17.154(020)	16.945(013)	18.032(008)	17.453(003)
16	13:08:50.84	-06:45:37.2	...	18.071(031)	17.479(033)	17.193(042)	18.631(103)	17.760(041)
17	13:09:05.94	-06:42:28.7	...	18.094(096)	17.417(054)	17.189(046)
18	13:09:00.66	-06:45:50.9	19.050(094)	17.940(013)	17.589(022)	17.397(028)	18.251(020)	17.697(067)
19	13:08:50.10	-06:50:25.6	...	18.177(043)	17.416(037)	17.116(009)	18.743(060)	17.890(037)
20	13:08:51.85	-06:42:23.8	...	17.986(086)	17.632(061)	17.463(055)
21	13:08:56.55	-06:43:10.1	19.031(093)	18.117(012)	17.801(063)	17.703(003)	18.326(054)	17.961(005)
22	13:08:41.93	-06:45:24.4	...	18.574(035)	17.908(091)	17.919(099)	18.932(086)	18.288(011)
23	13:08:52.79	-06:47:48.2	...	18.753(061)	18.539(043)	18.302(061)	19.068(060)	18.727(013)
24	13:08:45.22	-06:44:38.9	...	18.994(040)	18.314(095)	18.095(015)
25	13:08:52.43	-06:42:49.8	...	19.252(051)	18.463(039)	17.956(044)	19.664(098)	18.660(315)
SN 2007Y								
2	03:02:23.60	-22:49:49.4	17.299(121)	15.977(021)	15.456(012)	15.255(022)	16.396(022)	15.743(018)
3	03:02:45.71	-22:49:38.0	17.315(005)	16.124(007)	15.701(007)	15.537(010)	16.555(045)	15.936(015)
4	03:02:36.95	-22:50:09.6	...	16.653(021)	15.432(012)	14.891(016)	17.359(037)	16.159(007)
5	03:02:25.38	-22:55:55.1	17.931(080)	16.642(038)	16.247(023)	16.089(021)	17.011(041)	16.472(016)
6	03:02:41.30	-22:50:59.9	...	17.183(028)	15.957(013)	15.438(018)	17.850(037)	16.671(009)
7	03:02:28.43	-22:53:08.4	...	17.006(036)	16.447(022)	16.276(036)	17.468(033)	16.734(028)
8	03:02:23.58	-22:52:02.7	...	17.401(038)	16.905(027)	16.730(022)	17.842(070)	17.202(022)
9	03:02:20.94	-22:56:21.4	...	17.552(019)	16.871(025)	16.616(023)	18.013(060)	17.231(022)
10	03:02:34.71	-22:50:39.3	...	17.588(041)	17.024(034)	16.717(062)	18.140(079)	17.344(043)
11	03:02:28.01	-22:51:28.1	...	17.788(063)	16.953(019)	16.668(016)	18.336(026)	17.396(056)
12	03:02:30.99	-22:50:25.0	...	17.667(058)	17.330(045)	17.237(037)	17.909(047)	17.543(042)
14	03:02:29.06	-22:56:44.3	...	18.195(043)	16.934(024)	16.170(037)
15	03:02:31.60	-22:55:34.0	...	18.453(063)	17.136(027)	16.461(038)
16	03:02:23.62	-22:51:17.4	...	18.450(113)	17.705(054)	17.434(027)	18.975(100)	18.179(038)
17	03:02:23.70	-22:55:06.3	...	18.789(099)	17.521(007)	16.780(036)
18	03:02:20.53	-22:51:32.4	17.618(051)	16.916(027)
19	03:02:42.40	-22:54:59.5	17.512(034)	16.403(014)
20	03:02:29.43	-22:55:36.1	17.782(006)	16.478(030)
SN 2007ag								
3	10:01:20.78	+21:40:24.1	16.337(157)	14.804(041)	14.355(018)	14.069(041)	15.247(111)	14.807(284)
4	10:01:45.56	+21:33:45.6	16.929(139)	15.911(050)	15.585(058)	15.431(053)	16.186(127)	15.969(278)
6	10:01:39.69	+21:37:55.3	17.791(081)	16.155(051)	15.616(052)	15.429(046)	16.599(106)	16.154(275)
7	10:01:24.34	+21:40:54.8	...	16.860(050)	16.441(034)	16.285(019)	17.302(102)	17.178(066)
8	10:01:35.64	+21:34:15.6	18.073(072)	16.980(038)	16.527(031)	16.347(065)	17.394(068)	16.975(240)
9	10:01:52.41	+21:34:48.3	...	17.331(078)	16.489(046)	16.188(067)	17.912(108)	17.263(336)
10	10:01:24.50	+21:37:34.5	...	17.423(027)	16.601(035)	16.316(035)	17.986(070)	17.260(227)
11	10:01:41.91	+21:39:02.1	...	18.032(024)	17.248(034)	17.054(086)	18.542(047)	17.614(027)
12	10:01:29.90	+21:40:55.1	...	17.952(050)	17.040(034)	16.733(054)
13	10:01:20.60	+21:36:55.8	...	18.112(119)	16.681(047)	15.021(049)	19.096(060)	17.592(177)
14	10:01:45.12	+21:37:53.3	...	17.704(027)	17.018(045)	16.823(045)	18.135(096)	17.384(023)
15	10:01:29.61	+21:32:59.4	...	17.514(088)	17.259(098)	17.175(125)	17.813(011)	17.355(024)
16	10:01:30.79	+21:34:24.6	...	18.114(273)	16.910(033)	16.067(030)	18.931(058)	17.592(025)
17	10:01:28.55	+21:36:39.9	...	18.214(032)	17.293(080)	16.864(054)	18.904(060)	17.825(030)
18	10:01:54.62	+21:35:51.8	...	18.331(207)	17.395(104)	17.023(081)
19	10:01:27.55	+21:39:58.0	...	18.276(086)	18.035(059)	17.967(046)	18.699(054)	18.141(040)
20	10:01:27.83	+21:35:30.2	...	18.158(085)	17.902(108)	17.769(058)	18.522(048)	18.121(039)
21	10:01:46.65	+21:39:20.4	...	18.779(039)	17.741(056)	17.379(068)
22	10:01:38.91	+21:39:04.5	...	18.597(034)	17.980(063)	17.610(134)	19.031(070)	18.362(049)
23	10:01:41.36	+21:36:35.8	...	19.191(055)	17.885(010)	16.781(037)
24	10:01:33.33	+21:37:25.1	...	19.063(048)	18.352(024)	18.376(085)	19.393(092)	18.626(061)
25	10:01:47.82	+21:34:24.6	...	19.438(070)	17.981(017)	17.130(061)

Table 2 (cont'd)

ID	$\alpha(2000)$	$\delta(2000)$	u'	g'	r'	i'	B	V
SN 2007hn								
1	21:02:53.25	-04:02:36.1	18.809(066)	16.041(016)	15.003(017)	14.568(020)	16.706(007)	15.574(022)
2	21:02:53.22	-04:03:53.7	17.059(076)	15.182(029)	14.559(017)	14.326(020)	15.683(032)	14.887(028)
3	21:03:04.89	-04:04:46.7	16.555(032)	15.145(015)	14.663(017)	14.518(020)	15.560(017)	14.925(039)
6	21:03:03.15	-04:06:06.5	18.373(043)	15.947(039)	15.069(017)	14.770(039)	16.539(015)	15.544(028)
7	21:02:44.10	-04:03:17.6	18.174(043)	16.084(042)	15.322(041)	14.988(017)	16.678(011)	15.717(040)
8	21:02:44.68	-04:05:35.2	17.096(032)	15.902(013)	15.461(031)	15.287(013)	16.274(034)	15.683(020)
9	21:02:50.99	-04:07:24.0	17.123(056)	15.933(022)	15.487(019)	15.327(031)	16.332(013)	15.703(019)
10	21:02:50.83	-04:06:31.8	17.979(044)	16.305(024)	15.643(023)	15.392(027)	16.797(023)	16.008(022)
11	21:03:05.01	-04:03:39.9	18.253(006)	16.499(037)	15.812(004)	15.542(029)	16.997(038)	16.169(016)
13	21:02:40.73	-04:06:50.0	...	17.316(109)	16.133(030)	15.621(021)	18.009(020)	16.814(005)
14	21:02:45.24	-04:07:12.9	18.068(651)	16.789(042)	16.147(012)	15.891(017)	17.273(037)	16.477(029)
15	21:02:53.31	-04:03:15.7	17.804(042)	16.602(065)	16.138(023)	15.964(029)	17.004(006)	16.375(024)
16	21:02:39.21	-04:02:44.4	18.103(066)	16.673(036)	16.198(029)	16.016(014)	17.065(016)	16.426(036)
17	21:02:52.26	-04:05:11.1	18.222(037)	16.942(082)	16.460(019)	16.297(013)	17.335(067)	16.716(020)
18	21:02:46.31	-04:02:45.6	...	17.571(061)	16.695(018)	16.340(010)	18.143(078)	17.195(018)
19	21:02:57.35	-04:06:15.9	18.209(054)	17.012(036)	16.571(005)	16.403(023)	17.380(003)	16.789(032)
20	21:02:43.07	-04:03:44.7	18.156(134)	17.126(072)	16.732(024)	16.566(008)	17.454(042)	16.917(009)
21	21:02:56.39	-04:07:55.4	...	17.637(076)	16.889(004)	16.635(042)	18.140(037)	17.286(022)
22	21:02:45.28	-04:07:38.7	19.005(087)	17.819(070)	17.333(015)	17.173(030)	18.239(017)	17.553(023)
23	21:03:04.18	-04:06:30.5	19.189(099)	17.881(059)	17.379(010)	17.163(008)	18.360(025)	17.690(037)
24	21:03:01.07	-04:02:55.4	...	18.428(093)	17.575(013)	17.197(033)	18.971(025)	18.095(034)
26	21:02:37.12	-04:05:06.7	...	18.412(089)	17.850(019)	17.611(019)	18.689(089)	18.157(024)
27	21:02:42.53	-04:04:20.0	17.682(049)	19.895(115)	18.698(086)	17.631(021)
28	21:02:45.77	-04:03:43.5	19.211(015)	17.681(037)
29	21:02:59.25	-04:08:22.2	...	20.333(100)	19.232(067)	17.725(024)
SN 2007kj								
1	00:01:16.21	+13:07:19.8	15.771(026)	14.534(021)	14.103(024)	13.938(020)	14.923(017)	14.325(007)
2	00:01:16.52	+13:07:02.5	16.861(068)	15.443(026)	14.895(033)	14.703(052)	15.866(013)	15.172(006)
3	00:01:13.13	+13:08:02.5	17.479(083)	15.631(020)	14.876(036)	14.550(058)	16.182(018)	15.292(007)
4	00:01:11.85	+13:09:36.6	17.155(069)	15.772(017)	15.249(033)	15.052(056)	16.198(029)	15.510(010)
5	00:01:35.81	+13:06:02.7	17.499(101)	16.146(013)	15.654(035)	15.479(044)	16.542(026)	15.921(010)
6	00:01:08.30	+13:05:16.3	17.641(104)	16.345(020)	15.853(030)	15.653(039)	16.750(026)	16.113(018)
7	00:01:20.59	+13:04:00.2	...	17.120(085)	15.750(032)	15.068(053)	17.931(034)	16.522(004)
8	00:01:07.50	+13:02:33.3	19.127(104)	17.222(035)	16.372(016)	16.057(030)	17.840(026)	16.863(014)
9	00:01:14.20	+13:03:04.1	...	17.879(060)	16.519(024)	15.452(053)	18.790(239)	17.321(054)
10	00:01:28.58	+13:10:13.9	...	17.958(104)	16.567(030)	15.330(051)	18.852(015)	17.356(039)
11	00:01:08.23	+13:08:14.9	...	18.186(387)	17.895(292)	17.786(252)	18.396(461)	18.108(188)
12	00:01:32.00	+13:08:39.5	19.028(100)	17.708(034)	17.193(029)	16.972(043)	18.139(023)	17.494(010)
13	00:01:12.87	+13:09:08.9	...	17.872(041)	17.188(038)	16.915(051)	18.470(047)	17.588(016)
14	00:01:28.63	+13:06:21.5	17.410(063)	17.997(030)	17.571(027)	17.437(076)	18.370(013)	17.779(073)
15	00:01:15.89	+13:03:09.2	...	18.470(046)	17.352(011)	16.895(038)	19.101(073)	18.005(059)
16	00:01:33.56	+13:10:19.2	...	18.424(045)	17.687(056)	17.352(045)	18.924(090)	18.014(013)
17	00:01:20.34	+13:08:18.6	...	18.521(062)	18.159(037)	17.997(065)	18.899(026)	18.366(031)
18	00:01:06.62	+13:06:57.8	...	18.842(053)	18.021(045)	17.682(089)	19.351(088)	18.473(012)
19	00:01:23.81	+13:04:31.1	...	19.224(058)	17.940(046)	16.580(094)
20	00:01:07.83	+13:09:05.1	...	19.273(042)	17.939(048)	16.818(063)
21	00:01:22.65	+13:07:26.7	...	19.325(252)	18.376(086)	17.495(050)
22	00:01:06.63	+13:05:25.5	...	19.484(052)	18.659(094)	18.379(046)
23	00:01:20.49	+13:10:09.0	18.824(035)	17.783(069)
SN 2007rz								
4	04:31:04.89	+07:40:13.0	16.777(024)	15.429(012)	14.908(025)	14.692(025)	15.852(007)	15.193(010)
5	04:31:24.62	+07:37:35.8	16.841(030)	15.610(014)	15.273(011)	15.165(005)	15.958(018)	15.445(008)
6	04:31:00.08	+07:38:03.4	18.089(088)	15.909(006)	15.046(008)	14.679(003)	16.549(013)	15.530(013)

Table 2 (cont'd)

ID	$\alpha(2000)$	$\delta(2000)$	u'	g'	r'	i'	B	V
7	04:30:57.88	+07:39:28.5	17.436(066)	16.119(006)	15.689(012)	15.502(011)	16.512(008)	15.939(019)
8	04:31:17.56	+07:40:22.6	17.935(140)	16.325(011)	15.716(010)	15.450(013)	16.817(024)	16.044(014)
9	04:31:01.87	+07:36:36.0	17.668(079)	16.452(017)	15.961(009)	15.761(008)	16.869(017)	16.221(010)
10	04:30:57.49	+07:33:55.5	17.799(124)	16.673(010)	15.975(017)	15.626(004)	17.201(058)	16.353(011)
11	04:30:58.84	+07:40:52.7	18.272(076)	16.966(024)	16.458(007)	16.234(013)	17.399(069)	16.750(038)
12	04:31:10.99	+07:39:46.0	...	17.172(025)	16.369(018)	16.035(010)	17.784(139)	16.827(022)
13	04:31:12.47	+07:34:12.8	...	17.162(020)	16.580(024)	16.353(010)	17.642(047)	16.890(056)
14	04:30:56.75	+07:38:42.4	18.627(102)	17.631(003)	17.116(005)	16.921(016)	17.972(009)	17.401(025)
15	04:31:02.92	+07:33:51.9	...	17.426(076)	17.041(039)	16.862(018)	17.856(032)	17.301(033)
16	04:31:25.89	+07:36:18.7	...	18.204(022)	17.505(037)	17.245(059)	18.685(030)	17.866(015)
17	04:31:05.66	+07:37:35.4	...	18.362(023)	17.574(041)	17.306(034)	18.945(078)	18.007(053)
18	04:31:11.15	+07:38:08.2	...	18.503(212)	17.782(068)	17.503(125)	18.835(052)	18.098(038)
19	04:31:15.77	+07:38:43.0	...	18.523(024)	18.053(040)	17.885(060)	18.895(027)	18.300(024)
20	04:31:03.12	+07:39:40.0	...	18.679(042)	17.969(045)	17.694(044)	19.226(056)	18.321(058)
21	04:31:21.02	+07:38:59.0	...	18.972(026)	17.930(058)	17.508(047)	19.756(087)	18.519(182)
SN 2008aq								
3	12:50:29.93	-10:48:50.5	17.055(041)	15.133(011)	14.930(009)	14.843(009)	15.599(022)	14.832(036)
4	12:50:15.72	-10:53:56.1	17.230(064)	15.820(019)	15.342(005)	15.201(012)	16.220(016)	15.605(036)
5	12:50:44.26	-10:49:01.8	18.126(115)	16.431(015)	15.865(018)	15.684(014)	16.864(022)	16.183(029)
6	12:50:39.19	-10:47:49.3	17.864(052)	16.593(012)	16.121(011)	15.947(011)	16.962(062)	16.391(038)
7	12:50:16.07	-10:47:57.3	19.388(101)	16.953(023)	15.944(008)	15.551(015)	17.522(067)	16.544(038)
8	12:50:39.34	-10:47:26.6	18.202(053)	16.901(013)	16.444(017)	16.263(018)	17.311(036)	16.704(034)
9	12:50:27.38	-10:52:29.0	18.377(008)	17.494(021)	17.175(047)	17.057(020)	17.763(044)	17.349(067)
10	12:50:14.92	-10:54:01.7	18.631(065)	17.668(005)	17.283(017)	17.159(019)	18.044(059)	17.490(035)
11	12:50:24.17	-10:54:58.5	19.118(085)	18.035(024)	17.540(024)	17.360(050)	18.494(073)	17.835(043)
12	12:50:24.67	-10:54:07.0	...	18.154(034)	17.697(037)	17.564(045)	18.450(031)	17.956(067)
13	12:50:25.86	-10:52:40.3	...	18.655(043)	18.209(058)	18.116(065)	18.916(089)	18.434(067)
14	12:50:38.26	-10:54:48.8	...	18.827(038)	17.510(040)	16.738(032)	19.614(054)	18.235(053)
15	12:50:45.23	-10:55:15.0	...	19.000(026)	17.850(041)	17.340(010)	19.843(064)	18.551(059)
16	12:50:45.40	-10:52:55.1	...	19.400(024)	18.075(043)	17.328(030)	20.321(092)	18.789(026)
SN 2008gc								
1	02:10:10.74	-53:44:47.0	18.731(063)	16.369(024)	15.423(032)	15.060(027)	16.975(026)	15.926(034)
2	02:10:58.93	-53:45:15.3	18.371(223)	16.393(019)	15.610(024)	15.320(024)	16.920(046)	16.049(034)
3	02:10:18.13	-53:44:36.7	17.479(027)	16.207(021)	15.748(023)	15.555(030)	16.616(027)	15.980(040)
4	02:10:33.25	-53:45:55.5	19.331(097)	16.885(026)	15.943(025)	15.607(026)	17.501(031)	16.488(032)
5	02:10:30.81	-53:48:35.6	...	17.672(052)	16.369(026)	15.787(039)	18.449(066)	17.117(045)
6	02:10:34.62	-53:42:26.6	...	18.436(085)	17.025(023)	16.163(019)	19.129(071)	17.841(051)
7	02:10:46.49	-53:47:20.6	18.175(143)	16.808(026)	16.303(022)	16.154(030)	17.232(041)	16.553(048)
8	02:10:07.80	-53:46:38.4	...	18.081(032)	16.875(020)	16.339(015)	18.763(045)	17.599(048)
9	02:10:06.40	-53:47:40.6	...	18.077(022)	16.881(019)	16.389(029)	18.841(047)	...
10	02:10:21.02	-53:49:43.6	17.965(085)	16.844(028)	16.571(026)	16.499(020)	17.164(037)	16.723(031)
11	02:10:43.10	-53:46:56.4	...	18.239(027)	17.147(027)	16.651(031)	18.908(050)	17.787(065)
12	02:10:41.44	-53:45:42.4	...	19.204(065)	17.828(027)	16.617(037)	20.115(097)	18.599(173)
13	02:10:34.91	-53:49:44.5	19.469(105)	17.726(031)	17.018(027)	16.741(031)	18.297(106)	17.433(054)
14	02:10:44.05	-53:47:54.6	...	18.706(154)	17.435(039)	16.815(026)	19.681(098)	18.134(095)
15	02:10:54.88	-53:47:46.8	18.862(070)	17.602(029)	17.029(033)	16.828(018)	18.052(022)	17.348(048)
16	02:11:00.91	-53:43:59.8	...	19.396(060)	18.168(037)	16.925(037)	20.141(152)	18.920(027)
18	02:10:15.13	-53:42:21.5	19.229(094)	18.242(066)	17.762(037)	17.537(070)	18.710(033)	18.083(042)
19	02:10:15.72	-53:49:49.3	...	18.672(072)	18.133(070)	17.888(081)	19.105(085)	18.461(084)
20	02:10:52.02	-53:46:46.6	...	20.761(200)	19.213(070)	17.881(110)
21	02:10:21.83	-53:45:37.8	...	20.173(079)	19.027(131)	17.953(044)
22	02:10:34.90	-53:44:17.4	...	20.181(080)	18.995(085)	18.289(051)
23	02:10:18.07	-53:48:52.8	...	20.084(070)	19.184(052)	18.389(113)
24	02:10:48.30	-53:44:32.1	...	19.707(084)	18.956(067)	18.559(057)	20.182(114)	19.371(088)

Table 2 (cont'd)

ID	$\alpha(2000)$	$\delta(2000)$	u'	g'	r'	i'	B	V
25	02:10:41.04	-53:46:08.5	19.276(067)
26	02:10:14.18	-53:45:04.2	...	20.504(112)	19.420(079)	19.375(086)
27	02:10:38.87	-53:46:35.0	...	20.733(186)	19.668(091)	19.530(136)	18.674(145)	...
28	02:10:51.28	-53:43:09.3	19.855(094)	19.341(091)	20.301(184)	...
SN 2008hh								
5	01:26:17.42	+11:29:42.3	17.719(140)	16.023(040)	15.392(024)	15.158(045)	16.528(031)	15.700(074)
6	01:25:48.68	+11:28:16.7	17.845(056)	16.328(026)	15.831(013)	15.643(012)	16.837(019)	16.148(015)
7	01:26:06.81	+11:28:42.5	18.832(096)	16.662(005)	15.991(031)	15.725(046)	17.288(024)	16.373(047)
8	01:26:17.76	+11:29:52.1	17.790(022)	16.764(007)	16.505(032)	16.436(059)	17.045(060)	16.703(043)
9	01:26:08.04	+11:28:05.2	...	17.408(004)	16.524(039)	16.234(037)	17.877(088)	17.071(007)
10	01:26:07.97	+11:23:28.2	18.293(068)	17.122(017)	16.650(013)	16.480(035)	17.528(031)	16.964(003)
11	01:26:00.08	+11:27:35.7	...	18.060(066)	17.196(055)	16.826(025)	18.823(045)	17.684(096)
12	01:26:14.01	+11:29:40.7	...	17.915(057)	17.434(006)	17.207(077)	18.422(035)	17.734(024)
13	01:26:01.74	+11:25:08.6	...	18.515(100)	17.818(015)	17.653(045)	19.060(057)	18.222(035)
14	01:25:49.93	+11:24:11.1	18.006(062)	17.745(061)	19.098(059)	18.308(038)
15	01:26:07.40	+11:25:13.9	17.940(025)	17.254(005)
16	01:25:50.32	+11:27:54.4	18.108(031)	17.703(093)
17	01:25:52.79	+11:30:31.8	18.383(035)	17.017(040)
19	01:26:06.66	+11:22:57.8	18.446(094)	17.398(003)
20	01:26:16.49	+11:26:43.5	18.401(094)	18.080(030)
21	01:25:54.32	+11:25:01.4	18.523(097)	18.226(038)	19.634(094)	18.966(062)
23	01:26:13.51	+11:23:56.3	17.849(034)
25	01:25:59.47	+11:28:26.0	17.768(035)
SN 2009K								
2	04:36:53.66	-00:11:25.4	15.927(030)	14.505(017)	14.056(017)	13.911(011)	14.894(026)	14.264(021)
3	04:36:32.74	-00:09:47.4	17.395(027)	16.025(015)	15.555(023)	15.401(023)	16.438(019)	15.809(028)
4	04:36:45.48	-00:12:19.3	17.345(023)	16.088(022)	15.617(023)	15.473(018)	16.467(024)	15.847(030)
5	04:36:28.79	-00:05:15.8	17.081(030)	15.975(029)	15.635(018)	15.520(031)	16.309(035)	15.801(024)
6	04:36:50.06	-00:06:32.3	...	16.826(016)	15.675(020)	15.204(022)	17.482(051)	16.353(030)
7	04:36:43.48	-00:04:29.1	18.103(205)	16.413(045)	15.692(019)	15.338(031)	16.909(034)	16.120(027)
8	04:36:38.16	-00:07:05.5	...	17.384(046)	16.316(039)	15.795(040)	17.983(071)	16.932(036)
9	04:36:25.65	-00:04:34.4	18.463(089)	17.032(050)	16.406(025)	16.157(030)	17.497(041)	16.755(018)
10	04:36:40.57	-00:10:59.2	...	17.390(042)	16.531(016)	16.262(032)	17.929(090)	17.041(036)
11	04:36:35.44	-00:10:21.4	...	17.255(014)	16.577(030)	16.345(025)	17.823(058)	16.978(031)
12	04:36:33.29	-00:10:38.9	...	17.992(067)	16.713(031)	16.041(020)	18.660(081)	17.435(059)
13	04:36:28.94	-00:06:49.1	...	17.507(032)	16.884(021)	16.656(030)	17.886(069)	17.185(026)
14	04:36:47.31	-00:06:36.3	...	18.110(059)	16.916(033)	16.342(022)	18.649(098)	17.583(057)
15	04:36:45.48	-00:07:30.6	...	18.242(110)	17.008(037)	16.136(027)	19.105(058)	17.747(083)
16	04:36:23.81	-00:09:08.1	...	17.851(031)	17.191(028)	16.967(021)	18.277(045)	17.521(032)
17	04:36:30.36	-00:07:47.7	...	18.479(053)	17.294(035)	16.830(036)	19.139(115)	18.002(055)
18	04:36:51.61	-00:09:51.6	...	18.001(058)	17.531(072)	17.347(016)	18.344(079)	17.744(067)
19	04:36:23.94	-00:09:57.8	...	18.542(057)	17.697(015)	17.354(046)	18.976(032)	18.135(052)
SN 2009Z								
1	14:01:43.02	-01:20:05.2	14.226(021)	16.002(031)	15.052(030)
2	14:02:06.78	-01:22:24.6	17.189(082)	15.553(032)	15.001(018)	14.848(027)	16.005(030)	15.302(028)
3	14:01:42.60	-01:22:56.1	18.553(051)	16.074(036)	15.147(030)	14.800(035)	16.689(030)	15.673(027)
4	14:02:08.63	-01:20:50.2	17.140(042)	15.886(031)	15.452(028)	15.299(032)	16.297(040)	15.679(035)
5	14:01:58.16	-01:19:14.7	...	16.934(058)	15.585(027)	14.813(032)	17.761(041)	16.369(041)
6	14:02:02.67	-01:19:19.4	18.540(062)	16.404(038)	15.651(031)	15.363(028)	16.972(027)	16.084(035)
7	14:01:37.14	-01:16:33.1	...	17.028(034)	15.653(039)	14.788(030)	17.894(082)	16.442(025)
8	14:01:49.50	-01:17:52.4	19.138(049)	16.914(047)	16.056(028)	15.765(037)	17.484(062)	16.539(016)
9	14:02:10.10	-01:19:44.5	19.268(021)	17.107(033)	16.213(027)	15.852(019)	17.711(054)	16.732(047)
10	14:01:44.64	-01:22:06.1	18.520(147)	16.893(029)	16.304(027)	16.113(025)	17.385(032)	16.647(046)
11	14:01:50.17	-01:20:12.7	17.483(059)	16.484(032)	16.376(039)	16.362(045)	16.704(037)	16.415(031)

Table 2 (cont'd)

ID	$\alpha(2000)$	$\delta(2000)$	u'	g'	r'	i'	B	V
12	14:01:43.09	-01:17:28.0	18.162(076)	17.136(038)	16.665(030)	16.505(020)	17.496(081)	16.922(056)
13	14:01:47.83	-01:18:27.1	19.143(057)	17.347(015)	16.701(030)	16.440(038)	17.878(066)	17.047(047)
14	14:01:52.61	-01:21:35.4	18.616(057)	18.034(049)	16.746(041)	16.081(034)	18.886(107)	17.553(082)
15	14:02:01.60	-01:24:39.7	18.627(050)	17.245(022)	16.766(013)	16.591(005)	17.671(036)	17.040(031)
16	14:01:48.65	-01:18:20.2	18.552(076)	17.402(064)	16.988(032)	16.839(022)	17.810(052)	17.211(058)
17	14:02:08.48	-01:19:51.0	19.203(451)	17.757(073)	17.162(035)	16.928(039)	18.194(040)	17.473(053)
18	14:02:00.71	-01:20:12.2	...	18.084(047)	17.224(053)	16.888(027)	18.670(064)	17.754(052)
19	14:01:42.15	-01:23:59.4	18.553(100)	17.645(061)	17.235(038)	17.081(023)	17.980(092)	17.421(048)
20	14:01:46.81	-01:17:16.0	...	18.453(064)	17.181(022)	16.393(032)	19.417(088)	17.891(084)
21	14:02:02.57	-01:17:18.6	18.768(147)	17.904(044)	17.529(043)	17.391(050)	18.176(095)	17.752(066)
22	14:02:05.38	-01:20:20.4	...	18.977(084)	17.623(073)	16.638(045)	19.840(095)	18.399(072)
23	14:01:50.78	-01:22:26.5	18.969(015)	18.102(046)	17.720(070)	17.571(036)	18.318(056)	17.919(071)
24	14:01:54.11	-01:18:40.0	18.604(058)	18.328(026)	17.750(058)	17.546(032)	18.772(037)	18.071(084)
25	14:01:50.59	-01:23:06.5	...	18.591(063)	18.253(077)	17.997(055)	18.970(055)	18.385(062)
SN 2009bb								
1	10:31:45.36	-40:00:42.7	14.133(003)	15.231(020)	14.538(027)
8	10:31:50.94	-39:57:50.1	17.171(075)	15.374(024)	14.666(008)	14.408(016)	15.896(018)	15.056(023)
9	10:31:20.93	-39:59:52.5	17.068(038)	15.330(027)	14.715(009)	14.527(015)	15.821(028)	15.043(021)
10	10:31:48.01	-39:54:23.7	16.309(034)	15.144(016)	14.749(009)	14.614(015)	15.500(022)	14.954(022)
11	10:31:33.87	-40:00:09.7	16.993(074)	15.377(021)	14.818(019)	14.656(014)	15.840(030)	15.107(024)
12	10:31:26.27	-39:56:48.2	16.613(037)	15.329(024)	14.869(023)	14.726(020)	15.728(024)	15.101(021)
13	10:31:45.75	-39:56:32.2	16.760(044)	15.429(020)	14.982(017)	14.846(019)	15.820(027)	15.211(023)
14	10:31:51.47	-39:54:42.6	17.148(057)	15.787(019)	15.245(024)	15.029(021)	16.240(027)	15.531(022)
15	10:31:51.93	-39:54:27.9	17.470(147)	15.870(020)	15.256(024)	15.002(020)	16.358(022)	15.581(025)
16	10:31:24.01	-39:59:29.9	17.637(048)	15.919(021)	15.339(023)	15.152(021)	16.403(030)	15.646(024)
17	10:31:14.06	-39:58:45.6	17.714(066)	15.963(017)	15.356(018)	15.145(023)	16.446(014)	15.674(020)
18	10:31:16.58	-39:56:39.7	16.887(088)	15.770(095)	15.389(102)	15.257(098)	16.131(096)	15.622(104)
19	10:31:18.86	-39:57:51.3	17.559(047)	16.042(021)	15.477(015)	15.278(021)	16.496(030)	15.776(020)
20	10:31:23.85	-39:54:50.4	17.437(048)	16.051(023)	15.562(020)	15.385(018)	16.485(032)	15.821(021)
21	10:31:24.44	-39:55:08.3	17.925(117)	16.275(021)	15.655(013)	15.455(025)	16.771(040)	15.994(018)
22	10:31:46.67	-39:58:40.2	17.936(137)	16.530(018)	16.026(025)	15.869(023)	16.957(032)	16.285(030)
23	10:31:31.20	-39:53:32.5	18.931(124)	16.995(040)	16.245(023)	15.968(024)	17.527(068)	16.653(028)
24	10:31:49.82	-40:00:16.8	...	17.781(063)	16.407(024)	15.576(017)	18.635(058)	17.203(050)
25	10:31:42.70	-39:58:20.8	18.482(114)	17.122(019)	16.638(030)	16.429(043)	17.530(014)	16.887(030)
26	10:31:48.43	-40:01:29.9	18.926(060)	17.389(015)	16.864(051)	16.685(030)	17.823(090)	17.142(033)
27	10:31:54.88	-39:56:16.6	...	18.486(059)	17.104(031)	16.414(024)	19.246(209)	17.905(076)
28	10:31:33.46	-39:58:54.0	18.932(869)	17.685(027)	17.202(026)	17.005(022)	18.080(041)	17.448(043)
29	10:31:37.38	-39:57:52.8	...	18.273(032)	17.448(027)	17.119(063)	18.891(053)	17.901(027)
30	10:31:33.00	-39:58:26.7	...	18.709(038)	17.667(059)	17.255(040)	19.360(089)	18.292(071)
31	10:31:31.99	-39:58:28.8	...	18.401(043)	17.800(052)	17.543(058)	18.856(060)	18.102(040)
SN 2009ca								
2	21:26:43.20	-40:55:28.0	16.212(065)	15.032(035)	14.621(019)	14.481(016)	15.401(028)	14.827(033)
3	21:26:12.95	-40:51:54.9	16.984(073)	15.599(033)	15.155(025)	15.010(032)	16.027(033)	15.391(028)
4	21:26:16.57	-40:48:36.0	16.736(042)	15.582(032)	15.195(019)	15.079(030)	15.941(035)	15.389(024)
5	21:26:02.05	-40:54:56.2	17.745(079)	16.272(036)	15.706(027)	15.457(030)	16.792(040)	16.012(028)
6	21:26:40.16	-40:48:13.5	16.931(075)	16.062(035)	15.702(027)	15.566(029)	16.392(046)	15.878(031)
7	21:26:36.40	-40:52:06.9	17.135(061)	16.157(037)	15.782(030)	15.657(026)	16.551(044)	16.016(032)
8	21:26:20.64	-40:49:33.2	19.297(122)	17.096(050)	16.312(031)	16.090(025)	17.668(079)	16.762(022)
9	21:26:24.48	-40:50:48.2	18.066(235)	16.914(031)	16.420(025)	16.255(043)	17.322(057)	16.678(038)
10	21:26:26.86	-40:52:20.5	18.400(020)	16.923(053)	16.411(034)	16.231(078)	17.438(055)	16.698(027)
11	21:26:20.63	-40:48:27.2	19.531(088)	17.400(045)	16.580(023)	16.270(033)	17.919(089)	17.031(077)
12	21:26:22.38	-40:51:07.7	18.191(010)	17.161(044)	16.612(032)	16.408(046)	17.538(062)	16.929(051)
13	21:26:28.70	-40:49:52.2	18.051(011)	17.008(043)	16.653(042)	16.618(050)	17.370(064)	16.853(037)
14	21:26:43.48	-40:51:59.5	...	17.770(102)	16.860(049)	16.518(035)	18.441(062)	17.413(057)

Table 2 (cont'd)

ID	$\alpha(2000)$	$\delta(2000)$	u'	g'	r'	i'	B	V
15	21:26:18.71	-40:51:01.4	18.749(205)	17.759(095)	17.245(048)	17.101(053)	18.143(057)	17.513(065)
16	21:26:22.99	-40:52:22.4	18.926(100)	17.911(063)	17.387(029)	17.250(051)	18.342(023)	17.708(053)
17	21:26:19.44	-40:54:55.6	19.100(029)	18.072(065)	17.635(036)	17.460(053)	18.509(046)	17.902(035)
18	21:26:07.18	-40:51:03.3	...	18.437(006)	17.619(075)	17.302(071)	18.940(090)	18.086(078)
19	21:26:04.03	-40:54:15.0	...	18.537(100)	17.739(049)	17.277(033)	19.310(102)	18.236(022)
20	21:26:23.21	-40:54:38.6	18.897(108)	17.943(096)	17.693(066)	17.557(038)	18.202(073)	17.791(051)
21	21:26:37.70	-40:47:54.5	...	18.459(033)	17.877(050)	17.670(034)	19.027(055)	18.212(046)
22	21:26:12.22	-40:50:08.1	...	18.647(161)	17.928(050)	17.584(021)	19.268(119)	18.229(093)
23	21:26:31.89	-40:54:52.1	...	18.875(036)	18.073(093)	17.637(031)	19.415(005)	18.496(033)
24	21:26:35.67	-40:54:23.4	...	18.882(111)	18.079(073)	17.757(044)	19.406(049)	18.528(029)
25	21:26:32.79	-40:49:58.2	19.270(095)	18.355(109)	18.075(070)	17.869(048)	18.742(093)	18.233(036)
26	21:26:33.46	-40:53:56.0	20.039(173)	18.622(030)	18.116(056)	17.940(067)	19.154(038)	18.350(004)
SN 2009dp								
3	20:26:47.55	-18:40:41.7	18.995(091)	16.151(036)	14.958(010)	14.475(013)	16.846(057)	15.648(038)
4	20:26:59.75	-18:33:26.3	16.701(021)	15.319(024)	14.792(013)	14.607(018)	15.754(029)	15.072(026)
5	20:26:54.76	-18:38:51.5	17.232(017)	15.587(033)	14.920(009)	14.676(024)	16.083(041)	15.270(033)
6	20:27:00.51	-18:35:01.1	16.631(017)	15.428(022)	14.999(024)	14.836(018)	15.788(028)	15.216(031)
7	20:27:04.42	-18:33:43.6	17.483(022)	16.068(029)	15.503(025)	15.290(019)	16.505(034)	15.794(030)
8	20:26:36.24	-18:36:17.5	18.103(045)	16.482(026)	15.883(029)	15.680(015)	16.964(030)	16.190(028)
9	20:26:52.35	-18:38:14.1	18.727(171)	16.804(009)	16.024(034)	15.743(021)	17.365(036)	16.453(035)
10	20:26:49.51	-18:33:35.2	...	17.851(008)	16.503(021)	15.793(014)	18.582(040)	17.296(016)
11	20:26:51.34	-18:36:34.8	...	18.664(135)	17.285(038)	16.009(013)	19.595(071)	18.069(100)
12	20:26:52.14	-18:36:29.6	18.829(107)	16.907(026)	16.212(020)	15.995(014)	17.464(050)	16.609(027)
13	20:27:02.99	-18:36:07.8	18.197(118)	16.847(037)	16.361(038)	16.196(030)	17.265(044)	16.599(032)
14	20:27:08.57	-18:38:59.8	...	18.560(062)	17.119(049)	16.206(039)	19.371(072)	17.963(029)
15	20:27:10.50	-18:39:55.0	...	18.443(031)	17.030(015)	16.267(015)
16	20:26:47.55	-18:35:25.3	...	17.940(017)	16.735(029)	16.207(015)	18.662(215)	17.398(029)
17	20:27:02.19	-18:40:26.3	18.950(061)	17.621(045)	16.755(036)	16.454(016)	18.195(046)	17.209(056)
18	20:26:48.78	-18:38:52.4	18.821(202)	17.428(030)	16.762(031)	16.533(013)	17.913(046)	17.124(047)
19	20:26:43.00	-18:33:35.9	18.612(079)	17.211(020)	16.728(027)	16.534(017)	17.611(056)	16.985(038)
20	20:26:58.40	-18:38:07.4	18.807(346)	17.321(030)	16.799(033)	16.627(023)	17.803(060)	17.064(041)
21	20:26:49.45	-18:34:27.1	...	18.554(031)	17.260(195)	16.668(020)	19.239(089)	18.043(045)
22	20:26:44.02	-18:34:35.8	...	19.277(146)	17.837(052)	16.600(027)	19.942(046)	18.578(064)
23	20:26:49.22	-18:38:16.4	18.804(045)	17.483(041)	16.941(021)	16.722(022)	17.897(048)	17.216(015)
24	20:26:40.35	-18:38:29.7	18.650(027)	17.402(025)	16.924(040)	16.702(019)	17.751(033)	17.175(029)
25	20:27:02.46	-18:34:08.5	19.263(349)	17.761(011)	17.169(019)	16.925(020)	18.224(008)	17.444(040)
26	20:26:59.95	-18:36:20.4	19.512(102)	17.973(040)	17.287(040)	17.086(016)	18.391(025)	17.637(046)
27	20:27:04.91	-18:39:31.0	...	19.965(027)	18.762(028)	17.470(042)
SN 2009dt								
6	22:09:55.04	-36:07:33.3	17.024(017)	15.349(048)	14.772(082)	14.600(095)	15.808(072)	15.074(020)
7	22:10:29.06	-36:06:27.0	16.620(027)	15.516(048)	15.128(066)	15.016(083)	15.875(062)	15.312(024)
8	22:10:16.02	-36:05:38.5	18.181(113)	16.006(048)	15.175(066)	14.891(085)	16.587(062)	15.633(020)
9	22:10:00.50	-36:07:27.2	17.427(032)	16.087(046)	15.531(068)	15.338(085)	16.537(064)	15.831(021)
10	22:10:13.82	-36:09:07.8	19.471(100)	16.409(051)	15.309(072)	14.855(089)	17.236(063)	15.908(027)
11	22:10:03.22	-36:04:12.3	18.120(052)	16.755(049)	16.197(067)	15.987(099)	17.189(080)	16.495(021)
12	22:10:28.89	-36:06:10.2	17.990(061)	16.736(048)	16.190(063)	15.959(083)	17.156(053)	16.484(028)
13	22:09:53.06	-36:04:27.6	17.534(030)	16.661(044)	16.393(071)	16.325(074)	16.912(090)	16.527(025)
14	22:10:08.18	-36:08:17.5	18.114(083)	17.225(048)	16.958(078)	16.859(105)	17.464(069)	17.076(038)
15	22:10:12.36	-36:09:22.9	19.236(061)	17.507(053)	16.875(068)	16.668(087)	18.071(062)	17.217(018)
16	22:10:27.85	-36:07:23.8	...	18.215(069)	16.948(074)	16.254(092)	18.997(077)	17.717(033)
17	22:10:11.62	-36:06:51.7	19.286(058)	18.184(038)	17.620(083)	17.502(119)	18.640(142)	17.953(075)
18	22:10:04.06	-36:06:24.4	...	18.283(086)	17.247(058)	16.853(067)	19.006(097)	17.825(017)

^aValues in parenthesis are 1- σ uncertainties.

Table 3. NIR photometry of the local sequences in the *standard* system.^a

ID	$\alpha(2000)$	$\delta(2000)$	Y	J	H
SN 2004ex					
101	00:38:07.05	+02:42:50.2	15.775(052)	15.377(054)	14.680(051)
102	00:38:03.82	+02:41:17.5	15.462(050)	15.077(060)	14.429(051)
103	00:38:05.86	+02:43:51.7	16.054(019)	15.590(025)	15.048(046)
104	00:38:03.19	+02:42:11.9	16.931(090)	16.574(121)	15.861(111)
105	00:38:11.02	+02:41:21.2	13.799(037)	13.514(050)	13.230(052)
SN 2004ff					
101	04:58:40.81	-21:33:54.1	14.079(045)	13.789(047)	13.425(014)
102	04:58:36.53	-21:33:49.2	16.215(054)	15.966(045)	15.693(011)
103	04:58:40.07	-21:32:51.7	16.746(042)	16.568(031)	16.098(046)
104	04:58:41.95	-21:33:03.5	17.006(060)	16.610(049)	16.042(017)
105	04:58:43.96	-21:32:59.0	17.498(023)	16.996(027)	16.425(020)
106	04:58:44.86	-21:34:14.6	17.343(034)	16.828(111)	16.400(013)
107	04:58:42.40	-21:34:17.1	17.239(076)	16.764(008)	16.312(121)
108	04:58:43.89	-21:34:28.3	...	17.357(123)	17.048(191)
SN 2004gq					
101	05:12:14.16	-15:40:39.8	14.437(042)	14.114(049)	13.630(036)
102	05:12:12.59	-15:40:09.1	14.600(047)	14.165(046)	13.522(040)
103	05:12:13.57	-15:40:05.5	15.131(054)	14.862(046)	14.562(056)
104	05:12:09.33	-15:39:37.5	17.037(158)	16.890(063)	16.472(046)
105	05:12:09.95	-15:40:58.1	16.268(039)	15.802(047)	15.172(029)
106	05:12:06.28	-15:41:41.7	16.433(071)	16.131(058)	15.520(093)
107	05:12:05.02	-15:41:43.2	14.607(040)	14.380(047)	14.138(044)
108	05:12:04.16	-15:39:23.8	16.182(089)
109	05:12:06.33	-15:39:50.7	17.358(081)	17.237(195)	16.350(097)
110	05:12:09.11	-15:41:56.3	17.570(098)	17.320(150)	16.625(011)
111	05:12:14.57	-15:42:10.8	17.639(112)	17.043(080)	16.363(108)
113	05:12:14.95	-15:41:55.2	17.743(128)	17.201(103)	16.659(128)
SN 2004gt					
101	12:01:47.91	-18:51:15.9	13.379(040)	13.147(045)	12.845(037)
102	12:01:51.65	-18:50:33.8	15.732(064)	15.339(038)	14.833(056)
103	12:01:43.75	-18:49:56.9	16.617(053)	16.363(046)	15.992(065)
105	12:01:45.82	-18:51:34.6	17.171(149)
SN 2004gv					
101	02:13:32.75	-00:42:11.2	13.487(040)	13.247(053)	12.917(044)
102	02:13:35.49	-00:42:02.0	16.061(055)	15.824(049)	15.460(046)
103	02:13:40.48	-00:42:44.7	18.110(052)	18.019(086)	17.096(125)
104	02:13:39.07	-00:40:53.6	17.500(055)	17.000(067)	16.375(172)
105	02:13:41.73	-00:41:15.9	16.500(033)	16.114(044)	15.462(024)
106	02:13:42.52	-00:41:08.7	15.401(041)	15.082(017)	14.599(022)
SN 2005aw					
101	19:15:11.60	-54:08:42.3	15.013(024)	14.706(031)	14.275(043)
102	19:15:15.27	-54:10:23.5	15.931(013)	15.620(026)	15.364(036)
104	19:15:25.09	-54:07:59.9	16.602(073)	16.289(066)	15.879(030)
105	19:15:26.88	-54:08:17.6	16.867(133)	16.376(039)	16.121(108)
106	19:15:23.27	-54:08:40.3	...	16.504(124)	15.964(036)
107	19:15:20.43	-54:09:17.8	16.099(070)	15.774(066)	15.360(024)
108	19:15:14.11	-54:09:23.2	16.352(044)	16.121(120)	15.504(047)
109	19:15:12.03	-54:09:42.1	15.819(042)	15.568(020)	15.183(020)
110	19:15:28.69	-54:09:04.3	16.450(048)	16.284(029)	15.845(106)
111	19:15:25.19	-54:10:05.5	16.278(035)	15.980(089)	15.636(077)
112	19:15:28.25	-54:09:53.8	16.339(076)	16.030(048)	15.294(007)
113	19:15:22.23	-54:09:56.5	14.855(042)	14.637(051)	14.338(027)
114	19:15:21.59	-54:10:08.7	15.475(030)	15.205(067)	14.803(035)

Table 3 (cont'd)

ID	$\alpha(2000)$	$\delta(2000)$	Y	J	H
SN 2005em					
101	03:14:00.10	-00:15:19.5	13.020(011)	12.745(013)	12.337(014)
102	03:13:46.42	-00:17:32.1	14.321(013)	13.979(006)	13.449(016)
103	03:13:57.02	-00:16:06.7	15.225(018)	14.828(026)	14.215(031)
104	03:13:57.15	-00:14:08.2	15.238(018)	14.987(019)	14.617(034)
105	03:13:45.41	-00:12:45.8	15.655(031)	15.377(016)	14.865(027)
106	03:13:54.91	-00:16:56.7	15.724(027)	15.351(024)	14.646(019)
107	03:14:09.34	-00:12:41.9	15.732(030)	15.236(030)	14.664(040)
108	03:13:46.14	-00:18:28.9	16.166(035)	15.929(026)	15.589(033)
109	03:14:10.13	-00:17:15.1	16.620(050)	16.156(096)	15.546(052)
110	03:13:53.90	-00:13:15.7	16.862(071)	16.549(061)	16.112(175)
111	03:13:41.66	-00:13:57.1	17.178(069)	16.743(125)	16.126(091)
112	03:13:41.76	-00:11:43.9	17.440(080)	16.854(102)	16.279(008)
113	03:13:41.73	-00:14:31.4	17.651(078)	17.108(126)	16.363(139)
114	03:14:05.26	-00:10:02.4	17.586(058)	17.171(066)	16.485(117)
116	03:13:42.80	-00:12:41.7	17.847(076)	17.398(034)	16.711(132)
117	03:14:06.84	-00:15:39.4	17.895(015)	17.497(028)	16.839(145)
118	03:13:51.49	-00:13:18.9	17.751(125)
121	03:13:49.94	-00:14:24.5	16.159(038)	15.770(042)	15.036(048)
124	03:14:05.01	-00:16:57.3	17.939(149)
127	03:14:06.05	-00:13:43.4	15.674(029)	15.429(024)	15.106(043)
128	03:14:06.02	-00:14:56.1	15.784(012)	15.459(026)	14.943(061)
129	03:14:03.34	-00:15:39.6	15.112(014)	14.768(013)	14.223(025)
130	03:13:47.53	-00:16:32.0	13.472(017)	13.227(016)	12.854(012)
SN 2006T					
101	09:54:40.39	-25:42:01.4	11.758(022)	11.956(032)	...
102	09:54:55.83	-25:43:56.5	12.566(027)	12.330(043)	12.068(029)
103	09:54:55.75	-25:39:19.6	14.223(024)	13.826(043)	13.152(027)
104	09:54:23.82	-25:45:02.6	14.543(029)	14.276(052)	13.896(033)
105	09:54:37.14	-25:45:36.6	14.571(026)	14.258(050)	13.866(024)
106	09:54:43.38	-25:39:01.9	14.750(035)	14.456(033)	14.054(032)
107	09:54:24.64	-25:37:47.7	14.854(035)	14.638(024)	14.312(038)
108	09:54:29.40	-25:47:02.8	14.951(028)	14.687(082)	14.399(032)
109	09:54:31.75	-25:44:21.2	15.352(026)	14.883(031)	14.227(034)
110	09:54:25.12	-25:38:47.8	15.280(033)	14.969(032)	14.486(067)
111	09:54:31.37	-25:43:34.3	15.867(019)	15.522(029)	14.917(059)
112	09:54:40.56	-25:45:27.6	15.842(042)	15.361(057)	14.701(034)
113	09:54:27.63	-25:47:10.4	15.848(053)	15.404(048)	14.767(048)
114	09:54:24.00	-25:39:18.7	15.718(046)	15.493(077)	15.150(039)
115	09:54:36.14	-25:46:50.6	16.028(048)	15.616(040)	15.004(046)
116	09:54:56.11	-25:41:30.7	16.226(060)	15.961(092)	15.680(072)
117	09:54:47.56	-25:42:14.8	16.456(083)	16.017(097)	15.412(087)
118	09:54:24.47	-25:44:08.7	16.572(075)	16.162(097)	15.752(117)
119	09:54:47.97	-25:38:56.1	16.823(078)	16.299(147)	15.702(068)
120	09:54:45.77	-25:45:18.5	16.800(043)	16.371(127)	15.679(085)
121	09:54:38.15	-25:42:25.3	16.767(090)	16.422(036)	15.931(106)
122	09:54:27.18	-25:39:30.4	16.908(118)	16.532(138)	15.870(119)
123	09:54:23.94	-25:40:39.2	16.915(112)	16.554(107)	15.839(079)
124	09:54:42.31	-25:41:38.8	16.957(125)	16.493(121)	15.918(151)
125	09:54:51.92	-25:39:02.4	17.003(083)	16.461(091)	15.838(141)
126	09:54:51.04	-25:44:40.4	14.030(017)	13.750(028)	13.412(031)
127	09:54:43.21	-25:42:23.4	13.453(024)	13.209(044)	12.872(025)
128	09:54:30.26	-25:43:10.8	17.061(125)	16.743(077)	16.195(147)
129	09:54:35.63	-25:42:18.6	16.433(053)	16.170(039)	15.833(117)

Table 3 (cont'd)

ID	$\alpha(2000)$	$\delta(2000)$	Y	J	H
130	09:54:42.61	-25:42:48.2	15.171(045)	14.823(050)	14.309(036)
131	09:54:50.17	-25:42:13.2	15.613(047)	15.280(061)	14.826(045)
132	09:54:38.54	-25:41:02.9	16.032(034)	15.651(045)	15.154(055)
SN 2006ba					
102	09:43:24.73	-09:38:56.0	15.271(060)	14.866(048)	14.238(027)
103	09:43:09.42	-09:37:57.8	15.950(032)	15.429(046)	14.887(070)
104	09:43:11.57	-09:35:45.5	16.224(041)	15.756(049)	15.082(051)
106	09:43:18.93	-09:37:58.2	16.421(039)	16.104(035)	15.620(103)
107	09:43:23.16	-09:39:19.4	16.868(109)	16.405(078)	15.591(174)
108	09:43:21.22	-09:38:06.0	17.677(090)
113	09:43:15.82	-09:36:57.5	17.885(120)	17.752(066)	17.233(003)
114	09:43:10.71	-09:37:55.8	17.339(090)	17.016(033)	16.399(074)
115	09:43:08.68	-09:37:28.0	17.605(138)
117	09:43:23.71	-09:35:60.0	17.468(123)
118	09:43:26.58	-09:35:43.2	16.397(061)	16.103(065)	15.920(166)
119	09:43:25.18	-09:34:56.9	15.402(037)	15.112(038)	14.705(045)
121	09:43:07.89	-09:39:06.4	14.365(019)	14.070(043)	13.684(021)
123	09:43:31.11	-09:36:20.3	16.880(106)	16.341(067)	15.676(038)
125	09:43:36.92	-09:37:09.4	13.933(020)	13.669(046)	13.293(044)
126	09:43:19.55	-09:38:46.0	11.715(016)
127	09:43:09.08	-09:32:29.3	13.591(009)	13.336(038)	13.004(031)
128	09:43:08.75	-09:41:01.1	13.082(013)	12.844(050)	12.503(040)
129	09:43:35.05	-09:35:14.4	16.258(035)	15.825(041)	15.224(073)
130	09:43:35.05	-09:37:20.5	16.480(068)	16.028(053)	15.439(099)
SN 2006bf					
101	12:59:12.29	+09:42:14.7	13.222(004)	12.769(012)	12.186(009)
102	12:59:04.53	+09:37:52.6	14.259(021)	13.831(021)	13.222(010)
103	12:59:12.74	+09:36:34.7	14.813(013)	14.464(012)	13.940(016)
104	12:59:04.29	+09:43:17.5	14.811(003)	14.491(023)	14.065(017)
105	12:59:02.99	+09:41:38.1	14.958(011)	14.613(027)	14.160(004)
106	12:59:13.44	+09:40:21.0	15.126(009)	14.732(030)	14.098(003)
107	12:59:10.56	+09:44:38.8	15.348(030)
108	12:58:47.13	+09:44:00.5	15.114(013)	14.877(027)	14.524(022)
109	12:58:47.78	+09:38:04.5	15.717(022)	15.483(015)	15.126(028)
110	12:58:51.90	+09:42:14.5	16.232(015)	15.804(009)	15.239(046)
111	12:58:57.36	+09:41:09.7	16.313(036)	15.960(040)	15.358(060)
112	12:59:01.37	+09:37:46.4	16.417(044)	15.975(031)	15.432(033)
113	12:59:11.69	+09:38:03.9	16.641(069)	16.256(067)	15.570(038)
114	12:59:00.37	+09:41:05.2	16.713(039)	16.191(032)	15.739(131)
115	12:59:09.51	+09:39:41.0	16.795(056)	16.297(048)	15.715(010)
116	12:58:52.09	+09:35:15.5	16.792(014)	16.382(022)	15.736(079)
117	12:59:15.40	+09:42:36.2	16.832(051)	16.421(045)	15.869(078)
118	12:59:14.59	+09:42:05.4	17.209(056)	16.644(099)	16.127(100)
119	12:59:11.53	+09:39:23.9	17.094(075)	16.825(173)	16.477(149)
120	12:58:58.86	+09:34:29.7	17.278(179)	16.923(086)	16.344(133)
121	12:58:47.80	+09:40:59.6	17.386(088)	17.005(037)	16.425(099)
122	12:58:58.30	+09:40:37.9	17.629(161)
123	12:59:06.37	+09:38:30.0	17.741(133)
124	12:58:46.68	+09:40:59.4	...	17.303(045)	17.024(118)
125	12:59:06.18	+09:39:27.3	17.874(070)
128	12:58:45.61	+09:38:44.7	18.082(106)
129	12:58:49.27	+09:39:06.0	...	18.186(135)	17.361(149)
SN 2006ep					
101	00:41:50.29	+25:30:46.6	12.875(017)	12.651(040)	12.308(011)

Table 3 (cont'd)

ID	$\alpha(2000)$	$\delta(2000)$	Y	J	H
102	00:41:44.17	+25:30:04.8	14.315(016)	13.946(043)	13.380(019)
103	00:41:38.08	+25:32:19.6	14.768(022)	14.515(052)	14.241(017)
104	00:41:24.08	+25:27:13.7	15.095(033)	14.849(042)	14.544(032)
105	00:41:24.05	+25:28:21.1	15.300(028)	15.041(015)	14.756(030)
106	00:41:49.69	+25:30:00.5	15.580(022)	15.134(044)	14.569(050)
107	00:41:20.92	+25:29:12.3	15.678(053)	15.292(047)	14.793(012)
108	00:41:22.66	+25:27:40.8	15.729(051)	15.425(043)	14.971(055)
109	00:41:32.97	+25:33:34.7	15.975(058)	15.613(038)	15.165(083)
110	00:41:20.40	+25:33:04.0	16.228(049)	15.618(045)	15.056(029)
111	00:41:42.27	+25:31:44.3	16.743(108)	16.508(080)	16.107(119)
112	00:41:23.01	+25:30:45.9	16.854(056)	16.579(078)	16.030(125)
113	00:41:29.49	+25:32:20.2	17.296(131)	17.017(140)	16.353(012)
114	00:41:26.03	+25:27:22.2	17.314(091)	17.081(147)	16.277(006)
115	00:41:50.73	+25:31:31.8	17.434(011)	17.262(159)	16.163(141)
116	00:41:40.31	+25:33:08.8	17.442(019)	17.044(164)	16.282(131)
118	00:41:47.96	+25:30:19.0	17.535(019)
119	00:41:21.17	+25:30:47.4	16.471(047)	16.108(077)	15.577(074)
120	00:41:33.32	+25:29:00.6	15.055(027)	14.838(041)	14.587(042)
121	00:41:26.15	+25:31:57.8	15.050(015)	14.819(043)	14.593(027)
122	00:41:25.99	+25:32:40.8	13.227(013)	12.951(042)	12.544(007)
123	00:41:48.90	+25:32:00.3	15.380(020)	15.056(038)	14.529(034)
124	00:41:39.71	+25:29:48.0	16.287(066)	15.835(086)	15.279(077)
125	00:41:30.49	+25:28:28.7	17.518(028)
126	00:41:36.77	+25:31:11.3	17.572(136)	17.404(054)	16.418(145)
127	00:41:19.75	+25:28:08.6	17.116(062)	16.661(129)	15.915(112)
128	00:41:44.80	+25:32:10.0	15.849(033)	15.431(048)	14.874(015)
129	00:41:38.12	+25:27:14.3	15.264(062)	14.982(055)	14.628(029)
130	00:41:39.11	+25:31:58.8	15.609(047)	15.237(034)	14.641(026)
SN 2006ir					
101	23:04:51.25	+07:37:05.3	12.659(019)	12.414(005)	12.128(016)
102	23:04:40.11	+07:39:58.5	14.333(018)	13.984(009)	13.468(018)
103	23:04:30.19	+07:39:02.6	14.905(017)	14.429(012)	13.861(015)
104	23:04:43.22	+07:38:49.8	15.023(023)	14.700(008)	14.291(046)
105	23:04:31.79	+07:33:47.2	15.480(028)	15.049(026)	14.407(032)
106	23:04:33.18	+07:37:53.9	15.641(036)	15.342(048)	15.076(026)
107	23:04:33.01	+07:35:25.3	15.902(039)	15.422(048)	14.787(043)
108	23:04:33.86	+07:33:34.6	15.943(031)	15.462(038)	14.816(095)
109	23:04:30.47	+07:37:29.8	15.971(036)	15.489(065)	14.865(041)
110	23:04:55.68	+07:35:50.8	16.085(043)	15.630(022)	15.004(013)
111	23:04:56.46	+07:36:14.7	16.301(044)
112	23:04:35.20	+07:39:38.4	16.219(029)	15.827(029)	15.214(125)
113	23:04:42.48	+07:39:22.7	16.309(067)	15.813(035)	15.198(007)
114	23:04:29.89	+07:39:15.5	16.456(055)	15.949(040)	15.375(145)
115	23:04:34.24	+07:35:37.7	16.483(076)	16.144(103)	15.808(085)
116	23:04:52.59	+07:34:18.7	16.687(051)	16.557(084)	15.907(027)
117	23:04:43.31	+07:36:38.4	16.910(118)	16.484(095)	16.031(094)
118	23:04:50.36	+07:35:55.9	16.893(147)	16.310(058)	15.828(147)
119	23:04:26.87	+07:36:53.4	17.169(100)	16.573(124)	...
120	23:04:37.15	+07:33:31.0	17.228(117)	16.589(103)	15.905(127)
121	23:04:37.66	+07:35:49.8	17.211(105)	16.860(100)	16.024(134)
122	23:04:46.24	+07:37:20.9	17.327(061)	16.831(123)	16.012(149)
123	23:04:26.77	+07:35:14.0	17.419(151)	16.764(175)	16.106(036)
125	23:04:31.68	+07:37:44.8	17.550(135)
127	23:04:50.23	+07:34:00.7	15.191(022)	14.700(021)	14.074(042)

Table 3 (cont'd)

ID	$\alpha(2000)$	$\delta(2000)$	Y	J	H
128	23:04:39.77	+07:38:04.9	15.691(044)	15.388(066)	15.059(050)
129	23:04:47.74	+07:36:07.0	16.374(062)	15.936(052)	15.303(071)
130	23:04:54.51	+07:38:34.3	16.243(046)	15.738(057)	15.209(068)
SN 2006lc					
103	22:44:33.09	-00:09:47.7	14.407(014)	14.093(047)	13.741(032)
105	22:44:20.80	-00:09:14.3	15.358(029)	14.864(038)	14.261(024)
108	22:44:18.90	-00:09:48.3	16.097(026)	15.785(051)	15.489(010)
109	22:44:29.08	-00:10:03.9	16.222(041)	15.865(041)	15.459(064)
111	22:44:27.54	-00:11:18.2	16.497(072)	15.996(039)	15.338(061)
126	22:44:28.18	-00:11:11.5	17.005(039)	16.494(066)	16.001(098)
131	22:44:30.05	-00:09:02.2	17.567(067)	17.140(147)	16.443(066)
132	22:44:19.93	-00:08:46.5	17.921(061)	17.501(008)	16.797(147)
133	22:44:20.39	-00:10:25.8	18.010(170)	17.667(105)	16.662(145)
134	22:44:22.12	-00:10:28.4	17.962(084)	...	16.717(027)
135	22:44:29.64	-00:09:06.9	18.380(043)	17.795(104)	17.190(140)
136	22:44:24.73	-00:10:30.8	18.089(038)
137	22:44:21.15	-00:09:31.4	18.318(148)
SN 2007C					
101	13:08:42.47	-06:44:44.3	12.934(032)	12.547(012)	11.923(014)
102	13:08:48.07	-06:50:35.6	13.798(011)	13.454(012)	12.910(003)
103	13:08:39.66	-06:46:16.6	13.906(027)	13.576(012)	13.006(027)
104	13:09:00.55	-06:49:43.3	14.080(016)	13.676(011)	13.051(026)
105	13:09:07.62	-06:44:17.2	14.199(040)	13.978(011)	13.627(037)
106	13:08:57.81	-06:49:35.1	14.998(034)	14.633(016)	14.005(026)
107	13:08:42.07	-06:43:11.9	15.317(028)	15.008(024)	14.402(003)
108	13:08:39.11	-06:46:25.8	16.176(023)	15.701(031)	15.158(058)
109	13:08:39.52	-06:49:08.7	16.187(063)	15.738(023)	15.060(034)
110	13:08:42.96	-06:46:05.8	16.276(064)	15.861(038)	15.092(049)
111	13:08:50.09	-06:50:25.4	16.246(044)	15.967(047)	15.290(095)
112	13:08:50.84	-06:45:37.1	16.404(019)	16.163(024)	15.656(070)
113	13:08:49.94	-06:44:34.4	16.491(053)	16.151(049)	15.623(086)
114	13:08:58.41	-06:47:36.7	16.761(088)	16.379(034)	15.797(115)
115	13:08:56.54	-06:43:10.1	17.116(090)	16.826(090)	16.279(054)
116	13:08:41.93	-06:45:24.3	17.223(056)	17.011(097)	16.423(027)
117	13:08:45.22	-06:44:38.8	17.341(163)	17.084(184)	16.420(009)
118	13:08:52.85	-06:46:51.9	17.529(071)	17.162(062)	16.528(041)
119	13:08:52.42	-06:42:49.7	17.327(082)	16.993(063)	16.243(098)
120	13:08:52.79	-06:47:48.0	17.608(003)	17.375(033)	16.789(197)
121	13:09:08.91	-06:46:28.7	13.068(025)	12.745(013)	12.235(028)
123	13:08:41.08	-06:46:53.8	16.128(043)	15.647(049)	15.046(032)
125	13:08:52.54	-06:45:30.8	17.802(033)	17.670(037)	17.245(046)
126	13:08:56.93	-06:45:27.2	17.010(033)	16.666(032)	15.923(191)
127	13:09:08.41	-06:44:48.7	14.549(029)	14.346(011)	14.023(023)
128	13:08:51.21	-06:44:49.7	17.435(036)	17.172(096)	16.400(078)
129	13:08:47.88	-06:44:59.2	17.186(057)	16.763(078)	16.316(126)
130	13:08:55.64	-06:50:10.6	13.550(008)	13.181(004)	12.564(023)
131	13:08:58.69	-06:49:49.6	15.116(020)	14.691(021)	14.064(029)
SN 2007Y					
101	03:02:28.44	-22:53:08.1	15.563(076)	15.338(036)	15.009(144)
102	03:02:29.07	-22:56:43.7	15.002(074)	14.601(048)	14.043(085)
103	03:02:29.44	-22:55:35.7	15.015(021)	14.578(014)	13.957(111)
104	03:02:31.60	-22:55:33.5	15.407(003)	14.955(018)	14.271(102)
105	03:02:57.16	-22:54:03.4	16.028(126)	15.666(092)	15.014(153)
106	03:02:50.06	-22:58:04.4	16.360(076)	16.125(148)	15.421(016)

Table 3 (cont'd)

ID	$\alpha(2000)$	$\delta(2000)$	Y	J	H
107	03:02:51.19	-22:55:58.8	16.855(098)	16.181(191)	15.737(153)
108	03:02:55.60	-22:55:41.7	...	16.031(130)	15.578(163)
109	03:02:52.14	-22:55:16.2	16.812(084)	16.316(152)	15.654(124)
110	03:02:49.39	-22:57:34.5	16.655(078)	16.142(082)	15.558(091)
111	03:02:32.49	-22:56:21.0	17.178(130)	16.575(181)	15.378(151)
112	03:02:42.40	-22:54:59.3	15.094(010)	14.579(053)	14.000(037)
113	03:02:42.37	-22:51:38.5	15.360(029)	14.900(095)	14.362(003)
SN 2007ag					
101	10:01:28.12	+21:38:32.6	12.322(019)	12.060(029)	11.562(016)
102	10:01:31.82	+21:35:04.3	12.474(011)	12.052(032)	11.490(016)
103	10:01:57.64	+21:33:59.7	12.989(019)	12.778(030)	12.432(025)
104	10:01:39.68	+21:37:55.4	14.842(013)	14.614(036)	14.204(035)
105	10:01:30.77	+21:34:24.9	14.897(034)	14.490(042)	13.871(068)
106	10:01:52.41	+21:34:48.6	15.411(005)	15.037(044)	14.496(077)
107	10:01:41.36	+21:36:35.8	15.485(017)	15.055(034)	14.499(052)
108	10:01:35.62	+21:34:15.9	15.803(065)	15.584(055)	15.285(119)
109	10:01:45.10	+21:37:53.1	16.042(051)	15.720(067)	15.214(065)
110	10:01:41.91	+21:39:02.0	16.318(021)	15.967(110)	...
111	10:01:36.38	+21:39:25.9	16.509(056)	15.976(078)	15.571(114)
112	10:01:46.66	+21:39:20.6	16.495(016)	16.151(010)	15.494(015)
113	10:01:31.56	+21:33:45.6	16.689(061)	16.346(089)	15.617(189)
114	10:01:47.33	+21:38:27.7	16.852(078)	16.386(128)	15.642(093)
115	10:01:49.64	+21:39:08.2	16.947(025)	16.683(034)	16.126(145)
116	10:01:33.55	+21:36:47.7	17.291(051)	16.710(088)	16.157(042)
118	10:01:31.19	+21:38:27.1	17.433(003)	16.889(100)	16.181(141)
119	10:01:51.87	+21:38:41.9	17.321(116)	16.844(091)	16.042(127)
120	10:01:50.74	+21:35:06.5	17.265(062)
122	10:01:34.37	+21:39:36.0	17.455(117)
124	10:01:31.48	+21:37:14.3	11.683(017)
125	10:01:58.46	+21:35:52.8	15.242(030)	15.014(030)	14.577(122)
126	10:01:54.61	+21:35:51.8	16.198(055)	15.875(114)	15.233(072)
127	10:01:51.40	+21:38:20.1	17.009(142)	16.420(135)	15.875(151)
128	10:01:38.47	+21:34:26.5	12.106(018)	11.905(036)	11.600(023)
129	10:01:47.81	+21:34:24.7	15.991(040)	15.598(043)	15.076(132)
130	10:01:28.53	+21:36:39.5	15.928(086)	15.621(066)	15.071(085)
SN 2007hn					
101	21:02:42.18	-04:05:59.1	13.018(013)	12.717(003)	12.524(113)
102	21:02:40.71	-04:06:49.9	14.667(010)	14.187(003)	13.632(025)
103	21:02:57.33	-04:06:15.9	15.783(020)
104	21:02:42.52	-04:04:20.0	16.367(051)	15.873(028)	15.424(088)
105	21:02:45.28	-04:07:38.7	16.497(026)
106	21:02:38.43	-04:03:27.7	16.674(015)
107	21:02:41.94	-04:08:10.4	17.012(003)
108	21:02:37.12	-04:05:06.5	16.803(055)
109	21:03:08.05	-04:07:13.8	17.028(014)
110	21:02:52.70	-04:06:37.3	17.308(014)	16.937(003)	16.596(008)
111	21:02:55.00	-04:03:06.2	17.610(029)
112	21:02:48.47	-04:05:46.2	17.775(061)	17.300(108)	...
113	21:02:44.67	-04:05:35.2	14.672(003)	14.378(017)	14.072(072)
114	21:02:47.39	-04:06:03.2	17.347(054)	16.905(091)	16.314(162)
115	21:02:52.26	-04:05:11.1	15.693(020)	15.404(004)	15.029(021)
116	21:02:52.27	-04:03:44.0	12.164(004)
117	21:02:53.21	-04:03:53.9	13.577(014)
118	21:03:04.88	-04:04:46.6	13.844(007)

Table 3 (cont'd)

ID	$\alpha(2000)$	$\delta(2000)$	Y	J	H
119	21:03:08.13	-04:05:21.3	15.886(032)
120	21:03:08.35	-04:05:45.8	14.334(005)
121	21:03:03.15	-04:06:06.5	13.970(003)
122	21:02:44.09	-04:03:17.6	14.157(004)
123	21:03:05.02	-04:03:40.1	14.783(005)
124	21:03:08.70	-04:04:09.5	15.057(003)
125	21:03:03.65	-04:03:10.9	16.250(016)
126	21:02:50.99	-04:07:24.0	14.715(008)
128	21:02:45.74	-04:03:43.4	16.017(021)
129	21:02:43.07	-04:03:44.9	15.965(051)
130	21:02:43.81	-04:04:54.1	14.846(008)	14.439(009)	13.959(063)
SN 2007kj					
101	00:01:16.21	+13:07:19.0	13.318(010)	13.069(008)	12.749(020)
102	00:01:35.79	+13:06:02.5	14.867(024)	14.607(023)	14.164(026)
103	00:01:16.28	+13:08:49.6	15.056(018)	14.411(008)	13.846(010)
104	00:01:23.82	+13:04:31.1	15.103(013)	14.637(030)	14.054(035)
105	00:01:32.02	+13:08:39.3	16.410(074)	15.978(035)	15.612(105)
106	00:01:26.72	+13:07:08.8	16.802(067)	16.414(105)	...
107	00:01:41.59	+13:04:47.9	17.080(051)	16.845(091)	16.180(014)
108	00:01:18.82	+13:06:01.5	17.429(037)	16.758(044)	16.009(154)
109	00:01:20.35	+13:08:18.2	17.404(083)
110	00:01:16.10	+13:06:44.4	17.851(096)	17.710(007)	17.007(139)
111	00:01:16.48	+13:07:02.7	14.051(007)	13.770(008)	13.417(028)
112	00:01:23.15	+13:06:54.3	18.061(116)	17.425(072)	17.132(156)
113	00:01:22.65	+13:07:26.3	16.265(036)	15.826(029)	15.150(061)
114	00:01:19.94	+13:07:49.3	16.632(027)	16.060(026)	15.636(085)
115	00:01:13.09	+13:08:02.4	13.708(009)	13.351(009)	12.844(009)
116	00:01:11.50	+13:08:51.3	15.881(005)	15.374(023)	14.824(046)
117	00:01:12.88	+13:09:08.9	16.116(109)	15.821(051)	15.292(039)
118	00:01:28.64	+13:06:21.7	16.924(109)	16.629(045)	15.680(075)
119	00:01:36.78	+13:06:16.5	15.579(045)	15.327(021)	15.134(066)
120	00:01:29.09	+13:06:55.8	11.323(013)	11.069(007)	10.722(004)
122	00:01:11.85	+13:09:37.1	14.401(015)	14.134(016)	13.783(010)
123	00:01:20.60	+13:04:00.5	13.970(003)	13.532(009)	12.885(010)
124	00:01:32.71	+13:07:44.1	15.975(043)	15.484(082)	14.825(033)
125	00:01:40.31	+13:03:31.0	13.587(003)	13.297(014)	12.941(028)
126	00:01:28.58	+13:10:13.2	13.895(003)	13.426(010)	12.766(013)
128	00:01:32.05	+13:10:05.4	16.322(039)	15.740(078)	15.256(092)
129	00:01:33.56	+13:10:19.1	16.535(066)	16.143(034)	15.721(063)
130	00:01:14.15	+13:03:04.4	14.128(008)	13.675(006)	13.075(009)
SN 2007rz					
101	04:31:04.87	+07:40:12.9	14.009(012)	13.738(028)	13.406(037)
102	04:31:32.72	+07:39:07.8	14.565(015)	14.090(027)	13.458(015)
103	04:31:06.94	+07:40:49.7	16.367(005)	15.932(032)	15.307(071)
104	04:31:05.66	+07:37:35.3	16.424(017)	16.115(034)	15.631(082)
105	04:31:03.09	+07:39:39.9	16.921(063)	16.545(060)	16.112(105)
106	04:31:02.88	+07:38:36.3	17.317(086)	16.720(091)	16.221(075)
107	04:31:16.85	+07:38:52.8	17.530(119)	17.094(116)	16.389(128)
108	04:31:05.63	+07:39:32.9	17.420(059)	17.097(026)	16.398(187)
109	04:31:09.53	+07:35:41.0	17.533(076)	17.155(056)	16.842(116)
110	04:31:11.78	+07:36:25.8	17.671(120)	17.116(189)	16.477(076)
111	04:31:08.42	+07:37:29.4	17.808(041)	17.286(112)	16.736(131)
112	04:31:12.77	+07:37:05.3	18.119(182)	17.653(182)	17.022(156)
114	04:31:08.41	+07:36:32.6	17.935(100)	17.408(152)	16.826(127)

Table 3 (cont'd)

ID	$\alpha(2000)$	$\delta(2000)$	Y	J	H
115	04:31:18.45	+07:38:24.9	17.152(064)	16.710(075)	16.016(173)
116	04:31:17.40	+07:37:56.7	17.486(050)	17.099(148)	16.171(144)
117	04:31:25.90	+07:36:18.8	16.526(043)	16.244(062)	15.872(096)
118	04:31:24.66	+07:37:35.9	14.601(016)	14.380(025)	14.179(035)
119	04:31:25.88	+07:38:32.4	16.370(049)	15.929(033)	15.333(099)
120	04:31:25.28	+07:39:03.9	13.558(019)	13.228(021)	12.810(022)
121	04:31:21.03	+07:38:59.0	16.610(044)	16.196(046)	15.658(168)
122	04:31:10.99	+07:39:45.9	15.186(018)	14.836(028)	14.349(037)
123	04:31:10.06	+07:40:10.3	16.985(086)	16.800(082)	...
124	04:31:17.55	+07:40:22.4	14.677(020)	14.379(013)	14.005(042)
125	04:31:18.95	+07:40:16.6	16.048(041)	15.600(034)	...
126	04:31:29.93	+07:39:42.2	15.802(029)	15.392(044)	14.798(039)
127	04:31:10.19	+07:35:41.1	16.718(051)	16.103(037)	15.597(126)
128	04:31:04.86	+07:39:12.4	17.637(063)	17.185(079)	16.415(090)
129	04:31:06.30	+07:39:53.4	17.283(033)	16.738(034)	16.156(051)
130	04:31:23.82	+07:37:09.9	17.826(070)	17.368(159)	16.708(190)
SN 2008aq					
101	12:50:40.68	-10:56:02.0	13.698(015)	13.374(091)	12.905(008)
102	12:50:41.65	-10:48:50.5	12.523(004)	12.177(011)	11.669(016)
103	12:50:37.78	-10:55:36.7	14.252(014)	13.970(088)	13.617(012)
104	12:50:51.58	-10:48:09.9	13.153(008)
105	12:50:49.73	-10:46:30.9	13.217(005)
106	12:50:29.87	-10:48:50.2	13.433(005)	13.093(007)	12.635(016)
107	12:50:40.97	-10:56:21.3	15.113(011)	14.804(101)	14.440(027)
108	12:50:50.91	-10:52:12.4	15.170(006)	14.664(005)	14.008(014)
109	12:50:26.12	-10:56:10.9	16.395(051)	15.843(129)	15.170(039)
110	12:50:45.29	-10:55:14.2	16.404(029)	15.989(116)	15.303(040)
111	12:50:44.28	-10:49:00.7	15.036(012)	14.739(011)	14.397(029)
112	12:50:45.46	-10:52:55.4	16.267(043)	15.801(041)	15.103(054)
113	12:50:27.23	-10:53:44.8	16.280(040)	15.816(083)	15.184(041)
114	12:50:39.18	-10:47:49.4	15.302(009)	15.018(017)	14.574(035)
115	12:50:24.07	-10:54:58.1	16.722(024)	16.504(163)	16.181(106)
116	12:50:19.97	-10:51:37.3	16.984(067)	16.500(136)	16.040(094)
117	12:50:52.66	-10:52:29.5	16.542(068)
118	12:50:45.30	-10:54:48.2	17.066(079)	16.595(065)	16.019(117)
119	12:50:39.00	-10:53:12.6	16.574(054)	16.159(073)	15.487(093)
120	12:50:35.45	-10:54:24.7	17.104(088)	16.572(110)	15.988(085)
121	12:50:25.34	-10:52:06.1	16.596(036)	16.157(037)	15.568(081)
122	12:50:37.45	-10:50:18.9	16.638(061)	16.211(044)	15.599(094)
123	12:50:29.18	-10:52:18.7	16.705(022)	16.285(044)	15.644(098)
124	12:50:27.31	-10:52:28.6	16.523(035)	16.331(049)	15.994(100)
125	12:50:39.34	-10:47:26.6	15.664(013)	15.417(017)	15.037(038)
126	12:50:41.94	-10:53:31.6	17.043(061)	16.476(054)	15.908(109)
127	12:50:25.70	-10:54:35.2	17.555(134)	16.926(080)	16.452(110)
128	12:50:33.93	-10:50:26.4	17.115(032)	16.686(060)	16.018(105)
129	12:50:25.63	-10:46:47.2	16.582(053)	16.118(044)	15.475(045)
130	12:50:25.78	-10:52:39.9	17.556(053)	17.336(032)	16.969(186)
SN 2009K					
101	04:36:56.03	-00:13:56.3	12.101(013)	...	11.307(015)
102	04:36:53.71	-00:11:26.2	13.333(013)	13.064(025)	12.740(013)
103	04:37:02.19	-00:12:51.6	13.414(006)
104	04:36:39.56	-00:07:32.9	13.941(016)	13.710(026)	13.382(015)
105	04:36:43.48	-00:04:28.1	14.533(016)	14.185(029)	13.647(012)
106	04:36:50.09	-00:06:31.5	14.291(019)	13.904(031)	13.258(010)

Table 3 (cont'd)

ID	$\alpha(2000)$	$\delta(2000)$	Y	J	H
107	04:36:35.68	-00:12:03.0	13.926(011)	13.685(014)	13.346(027)
108	04:36:59.57	-00:10:10.5	14.432(017)	14.089(043)	13.654(013)
109	04:36:59.37	-00:13:46.2	13.972(023)	13.682(022)	13.370(011)
110	04:37:01.67	-00:13:05.6	14.185(011)	13.768(014)	13.208(024)
111	04:36:53.74	-00:03:20.8	15.034(016)
112	04:36:32.71	-00:09:47.6	14.793(008)	14.553(022)	14.180(033)
113	04:36:38.15	-00:07:04.8	14.851(025)	14.439(021)	13.782(018)
114	04:36:45.50	-00:07:30.1	14.968(026)	14.532(031)	13.908(018)
115	04:36:33.25	-00:10:39.3	15.016(018)	14.591(021)	13.917(021)
116	04:37:00.48	-00:04:49.9	15.489(019)	15.019(029)	14.383(030)
117	04:36:45.48	-00:12:20.1	14.875(012)	14.615(023)	14.220(039)
118	04:36:47.34	-00:06:35.5	15.382(038)	14.986(027)	14.290(030)
119	04:36:40.56	-00:10:59.6	15.490(027)	15.147(025)	14.648(051)
120	04:36:29.64	-00:04:06.3	15.888(034)	15.552(074)	14.960(053)
121	04:36:30.31	-00:07:47.2	15.914(038)	15.530(034)	14.891(047)
122	04:36:44.06	-00:09:31.4	16.059(040)	15.555(051)	14.958(044)
SN 2009Z					
101	14:02:17.38	-01:20:36.5	13.223(024)	12.951(019)	12.553(050)
102	14:02:14.10	-01:22:11.8	11.655(048)	11.226(025)	10.728(128)
103	14:01:58.16	-01:19:14.8	13.709(021)	13.288(018)	12.594(017)
104	14:01:49.01	-01:15:51.2	14.197(017)	13.809(025)	13.157(026)
105	14:02:06.81	-01:22:24.6	14.250(020)	13.982(020)	13.602(026)
106	14:01:50.48	-01:24:49.0	14.513(030)	14.188(022)	13.616(015)
107	14:02:02.70	-01:19:19.6	14.628(020)	14.286(021)	13.754(032)
108	14:02:03.70	-01:21:58.9	14.692(023)	14.115(021)	13.545(033)
109	14:02:08.69	-01:20:50.5	14.745(024)	14.506(021)	14.147(034)
110	14:02:10.34	-01:25:28.3	14.849(023)	14.451(026)	13.765(046)
111	14:02:11.45	-01:17:29.7	14.970(027)	14.648(018)	14.135(026)
112	14:01:49.43	-01:17:52.3	14.990(020)	14.642(021)	14.101(032)
113	14:01:52.58	-01:21:35.1	15.020(026)	14.593(026)	13.904(039)
114	14:02:10.16	-01:19:44.6	15.066(023)	14.704(021)	14.105(059)
115	14:02:05.43	-01:20:20.3	15.422(026)	14.966(027)	14.338(059)
116	14:01:59.28	-01:20:37.1	15.640(031)	15.150(029)	14.611(036)
117	14:01:47.79	-01:18:27.0	15.736(035)	15.422(119)	15.011(083)
118	14:01:50.14	-01:20:12.6	15.927(033)	15.742(041)	15.552(113)
119	14:01:54.00	-01:15:55.5	16.001(038)	15.512(037)	14.861(078)
120	14:02:01.62	-01:24:39.9	15.969(029)	15.733(047)	15.278(117)
121	14:02:00.71	-01:20:12.2	16.112(039)	15.743(042)	15.164(079)
122	14:02:15.57	-01:17:47.1	16.171(036)	15.807(048)	15.194(107)
123	14:02:08.52	-01:19:51.0	16.279(050)	15.992(048)	15.543(103)
124	14:02:09.99	-01:15:30.9	17.104(070)	16.590(048)	16.009(107)
125	14:01:50.75	-01:22:26.5	17.074(064)	16.790(069)	16.446(123)
SN 2009bb					
101	10:31:42.92	-39:57:50.9	12.212(022)	11.958(012)	11.659(049)
102	10:31:46.79	-39:54:36.5	12.758(017)	12.546(007)	12.299(034)
103	10:31:44.11	-39:55:25.2	13.004(018)	12.653(015)	12.142(037)
104	10:31:41.49	-39:57:10.0	13.084(019)	12.731(013)	12.248(038)
105	10:31:24.77	-39:58:30.3	13.192(018)	12.955(021)	12.639(034)
106	10:31:55.98	-39:56:54.3	13.201(018)	12.824(008)	12.318(047)
107	10:31:45.37	-40:00:42.9	13.530(021)	13.246(014)	12.892(005)
108	10:31:36.18	-39:54:44.7	13.399(013)	13.138(014)	12.831(048)
109	10:31:34.70	-40:02:29.0	13.671(019)	13.284(022)	12.683(016)
110	10:31:35.33	-39:53:17.3	13.557(018)	13.256(011)	12.825(051)
111	10:31:31.42	-40:02:11.4	13.703(018)	13.428(006)	13.085(016)

Table 3 (cont'd)

ID	$\alpha(2000)$	$\delta(2000)$	Y	J	H
112	10:31:50.98	-39:57:50.1	13.678(018)	13.322(012)	12.807(040)
113	10:32:05.75	-39:56:54.1	13.738(007)	13.469(010)	13.165(025)
114	10:31:59.77	-39:55:46.5	13.813(014)	13.399(016)	12.824(038)
115	10:31:57.00	-40:02:08.0	13.941(025)	13.647(011)	13.341(016)
116	10:31:33.87	-40:00:10.1	14.022(022)	13.731(016)	13.380(022)
117	10:31:26.23	-39:56:48.0	14.129(018)	13.872(017)	13.524(048)
118	10:31:57.64	-40:00:07.3	14.261(020)	13.964(021)	13.668(032)
119	10:31:36.38	-39:52:42.2	14.192(014)	13.777(013)	13.195(059)
120	10:31:45.77	-39:56:32.0	14.283(019)	14.032(021)	13.705(052)
121	10:31:31.37	-39:54:03.5	14.217(012)	13.975(012)	13.691(030)
122	10:31:51.99	-39:54:27.6	14.277(017)	13.954(012)	13.518(040)
123	10:31:51.52	-39:54:42.6	14.382(008)	14.077(012)	13.688(036)
124	10:31:49.85	-40:00:17.1	14.438(026)	13.968(024)	13.308(005)
125	10:31:43.07	-39:59:33.1	14.502(020)	14.217(018)	13.845(045)
126	10:31:36.54	-40:02:11.4	14.747(028)	14.460(005)	14.116(019)
127	10:31:45.20	-39:56:16.9	14.708(025)	14.209(014)	13.625(042)
128	10:32:00.48	-39:55:12.0	15.063(024)	14.782(026)	14.426(028)
129	10:32:00.26	-39:52:35.8	15.240(029)	14.903(006)	14.648(031)
130	10:31:31.92	-39:57:23.0	15.674(024)	15.183(021)	14.613(024)
131	10:31:41.30	-39:53:13.1	15.630(034)	15.124(023)	14.493(032)
132	10:31:47.20	-40:02:22.6	15.815(021)	15.540(014)	15.356(039)
133	10:31:39.98	-39:58:04.4	15.377(017)	14.996(039)	14.556(058)
134	10:31:25.92	-39:57:05.3	15.369(030)	15.074(025)	14.670(028)
135	10:31:27.90	-39:55:53.3	15.606(017)	15.289(070)	14.803(052)
136	10:31:35.47	-39:56:40.1	15.784(036)	15.370(016)	14.747(045)
137	10:31:32.97	-39:58:26.7	16.378(032)	15.960(034)	15.285(090)
138	10:31:37.34	-39:57:52.5	16.410(072)	16.010(039)	15.447(072)
139	10:31:39.67	-39:57:42.2	16.271(020)	16.001(069)	15.692(108)
140	10:31:27.50	-39:57:14.1	16.486(066)	16.189(043)	15.894(130)
141	10:31:35.01	-39:58:32.4	16.689(088)	16.283(039)	15.826(073)
142	10:31:31.95	-39:58:28.8	16.921(072)	16.568(100)	16.181(068)
143	10:31:27.15	-39:57:56.6	16.894(096)	16.558(100)	16.301(151)
144	10:31:35.55	-39:58:00.3	17.298(069)	16.959(158)	...
145	10:31:34.53	-39:58:14.3	17.711(173)	17.317(138)	...
SN 2009ca					
101	21:26:50.35	-40:54:34.6	12.179(015)	11.834(037)	11.337(008)
102	21:26:35.80	-40:53:13.2	12.373(020)	12.089(019)	11.697(014)
103	21:26:38.89	-40:46:36.2	12.471(027)	12.054(024)	11.426(003)
104	21:26:45.75	-40:51:51.5	12.612(020)	12.305(012)	11.848(011)
105	21:26:56.20	-40:48:51.8	13.046(022)	12.789(003)	12.396(030)
106	21:26:42.49	-40:56:18.6	13.266(021)	13.013(012)	12.679(013)
107	21:26:53.46	-40:52:08.1	13.294(021)	13.018(015)	12.640(011)
108	21:26:50.88	-40:52:49.3	13.986(017)	13.584(014)	12.980(014)
109	21:26:21.99	-40:56:27.2	14.407(023)	13.983(010)	13.314(018)
110	21:26:48.13	-40:50:33.4	14.979(032)	14.554(028)	13.911(020)
111	21:26:40.18	-40:48:13.1	14.989(021)	14.761(019)	14.437(009)
112	21:26:36.41	-40:52:06.6	15.057(025)	14.805(015)	14.458(019)
113	21:26:49.27	-40:55:21.9	15.172(028)	14.902(023)	14.561(019)
114	21:26:18.78	-40:47:28.8	15.125(021)	14.678(033)	14.128(014)
115	21:26:20.65	-40:49:32.8	15.359(029)	15.007(027)	14.564(029)
116	21:26:20.67	-40:48:26.5	15.440(020)	15.065(012)	14.581(011)
117	21:26:26.87	-40:52:20.2	15.558(030)	15.247(022)	14.856(044)
118	21:26:28.91	-40:48:11.1	15.541(021)	15.088(016)	14.392(023)
119	21:26:24.49	-40:50:47.8	15.617(029)	15.375(027)	14.986(050)

Table 3 (cont'd)

ID	$\alpha(2000)$	$\delta(2000)$	Y	J	H
120	21:26:38.32	-40:52:50.2	15.889(038)	15.400(030)	14.796(075)
121	21:26:28.70	-40:49:52.2	16.019(049)	15.792(056)	15.502(094)
122	21:26:44.18	-40:47:38.8	16.064(038)	15.778(040)	15.476(043)
123	21:26:28.23	-40:55:51.2	16.293(059)	15.915(043)	15.387(094)
124	21:26:18.70	-40:51:01.1	16.404(005)	16.130(034)	15.786(127)
125	21:26:32.20	-40:56:17.3	16.701(067)	16.323(060)	16.097(030)
126	21:26:31.88	-40:54:52.1	16.809(058)	16.536(106)	15.881(080)
127	21:26:19.45	-40:51:19.1	16.776(032)	16.645(059)	16.303(135)
SN 2009dt					
102	22:10:32.44	-36:06:32.4	12.273(030)	11.900(014)	11.384(042)
103	22:10:16.73	-36:03:41.3	12.803(044)	12.491(015)	12.071(039)
104	22:10:14.75	-36:01:41.8	12.193(023)	11.952(026)	11.627(025)
105	22:10:29.96	-36:09:25.5	13.783(039)	13.524(005)	13.256(037)
106	22:10:13.82	-36:09:07.7	13.883(033)	13.428(013)	12.725(044)
107	22:10:15.99	-36:05:38.2	14.146(033)	13.793(018)	13.315(032)
108	22:10:29.06	-36:06:26.6	14.507(034)	14.248(023)	13.945(053)
109	22:10:18.27	-36:09:23.8	15.058(040)	14.565(012)	14.062(075)
110	22:10:00.52	-36:07:27.4	14.670(043)	14.372(051)	13.985(043)
111	22:10:27.29	-36:04:38.5	15.019(048)	14.580(040)	14.014(044)
112	22:10:27.83	-36:07:23.5	15.154(042)	14.716(014)	14.099(036)
113	22:10:03.21	-36:04:12.0	15.368(025)	15.119(085)	14.712(051)
114	22:10:12.38	-36:09:22.8	15.935(059)	15.646(039)	15.143(057)
115	22:10:23.56	-36:06:30.1	15.420(025)	14.979(034)	14.358(045)
116	22:10:31.53	-36:03:28.0	15.513(050)	15.083(031)	14.536(037)
117	22:10:27.99	-36:06:58.8	15.535(026)	15.143(044)	14.483(028)
118	22:10:29.66	-36:01:22.8	14.819(018)	14.476(035)	13.985(027)
119	22:10:08.19	-36:08:17.4	16.471(155)	16.106(122)	16.101(076)
120	22:10:04.07	-36:06:24.1	15.947(045)	15.562(047)	14.930(072)
121	22:10:02.54	-36:09:33.5	16.570(041)	16.188(071)	15.550(109)
122	22:10:07.96	-36:04:36.2	16.301(054)	15.806(065)	15.257(071)
123	22:10:29.53	-36:07:11.6	16.481(030)	16.044(085)	15.470(092)
124	22:10:14.47	-36:04:53.1	16.692(091)	16.173(070)	15.622(101)
125	22:10:18.97	-36:04:12.8	16.703(105)	16.210(065)	15.621(198)

^aValues in parenthesis are 1 σ uncertainties.

Table 4. Optical photometry of SE SNe in the Swope *natural* system.^a

JD	<i>u</i>	<i>g</i>	<i>r</i>	<i>i</i>	<i>B</i>	<i>V</i>
SN 2004ew						
2453289.70	...	18.666(013)	17.655(011)	17.382(011)	19.256(015)	18.063(021)
2453291.76	...	18.838(012)	17.745(009)	17.475(008)	19.473(018)	18.244(021)
2453293.77	...	18.834(019)	17.821(014)	17.561(009)
2453294.83	...	19.029(012)	17.970(010)	17.616(009)	19.669(017)	18.444(023)
2453295.79	...	19.095(014)	18.028(011)	17.655(011)	19.718(016)	18.523(022)
2453298.82	...	19.277(013)	18.191(011)	17.824(012)	19.884(019)	18.692(023)
2453300.81	...	19.355(016)	18.276(013)	17.887(012)	20.003(023)	18.777(022)
2453301.80	...	19.372(018)	18.305(011)	17.940(013)	19.967(021)	18.804(021)
2453302.84	...	19.432(018)	18.353(010)	17.972(010)	20.052(021)	18.866(021)
2453303.81	...	19.424(023)	18.388(013)	18.026(012)	20.042(035)	18.887(029)
2453304.84	...	19.450(027)	18.440(014)	18.073(013)	19.997(043)	18.951(026)
2453307.77	...	19.573(040)	18.526(016)	18.152(013)	...	18.989(031)
2453308.80	...	19.575(023)	18.547(012)	18.183(012)	...	18.989(027)
2453314.77	...	19.654(016)	18.683(010)	18.354(011)	20.169(026)	19.143(021)
2453315.74	...	19.657(018)	18.716(013)	18.377(014)	20.188(022)	19.177(022)
2453320.82	...	19.733(017)	18.816(011)	18.496(013)
2453324.76	...	19.786(016)	18.900(012)	18.601(014)	20.342(027)	19.314(022)
2453329.77	...	19.824(018)	18.974(014)	18.715(015)	20.356(030)	19.393(024)
2453331.70	...	19.863(025)	18.998(015)	18.739(016)	20.317(049)	19.386(029)
2453341.69	...	19.952(022)	19.197(014)	18.972(016)	20.430(035)	19.547(025)
2453344.69	...	19.966(019)	19.220(014)	19.024(017)	20.495(027)	19.584(023)
2453349.68	...	20.034(017)	19.319(013)	19.128(016)	20.537(035)	19.645(023)
2453365.70	...	20.166(052)	19.571(028)	19.448(031)	20.868(116)	19.883(043)
SN 2004ex						
2453293.62	19.595(029)	18.946(010)	18.724(015)	18.791(021)	19.151(014)	18.821(016)
2453294.61	19.621(030)	18.834(010)	18.535(012)	18.594(017)	19.093(014)	18.672(013)
2453295.63	19.679(033)	18.651(016)	18.370(014)	18.433(017)	18.981(017)	18.489(016)
2453298.72	19.515(028)	18.309(012)	17.908(011)	18.005(016)	18.656(016)	18.070(012)
2453299.63	19.368(029)	18.181(012)	17.807(014)	17.899(016)	18.532(015)	17.956(012)
2453300.67	19.311(033)	18.071(013)	17.688(014)	17.751(016)	18.422(016)	17.829(013)
2453301.65	19.296(034)	17.983(009)	17.589(009)	17.691(012)	18.302(014)	17.718(013)
2453302.67	19.239(043)	17.909(010)	17.482(013)	17.588(012)	18.224(016)	17.652(014)
2453303.68	19.239(057)	17.831(022)	17.436(014)	17.537(015)	18.174(018)	17.558(016)
2453307.68	19.228(061)	17.815(012)	17.294(009)	17.350(011)	18.140(020)	17.487(014)
2453308.67	19.358(042)	17.787(019)	17.278(013)	17.328(014)	18.177(017)	17.475(014)
2453309.72	19.282(052)	17.825(018)	17.291(013)	17.304(013)	...	17.486(013)
2453310.72	19.390(044)	17.867(009)	17.285(011)	17.293(014)	18.257(014)	17.508(013)
2453311.72	19.545(038)	17.927(009)	17.304(012)	17.301(013)	18.303(015)	17.527(013)
2453312.65	19.717(032)	17.986(010)	17.339(013)	17.292(015)
2453314.68	20.051(042)	18.162(008)	17.409(007)	17.352(009)	18.651(013)	17.697(012)
2453315.65	20.196(038)	18.207(016)	17.459(013)	17.385(014)	18.776(018)	17.773(015)
2453320.64	21.173(074)	18.750(013)	17.804(013)	17.592(014)
2453323.65	...	19.045(014)	17.978(016)	17.752(015)	19.666(033)	18.430(017)
2453328.63	...	19.299(022)	18.255(016)	17.937(016)	20.041(029)	18.724(020)
2453337.65	...	19.628(038)	18.575(020)	18.227(019)	20.258(070)	18.995(029)
2453345.57	...	19.705(015)	18.748(016)	18.399(018)	20.322(024)	19.188(018)
2453349.54	...	19.718(042)	18.810(033)	18.477(022)	20.359(025)	19.219(043)
2453353.60	...	19.774(020)	18.904(016)	18.573(019)	20.395(029)	19.303(021)
2453356.55	...	19.827(032)	18.987(024)	18.654(025)	20.431(037)	19.327(026)
2453363.56	...	20.001(055)	19.085(029)	18.786(031)	...	19.455(056)
SN 2004fe						
2453309.67	19.183(028)	18.244(014)	18.001(013)	18.235(015)	18.452(015)	18.062(017)
2453310.67	18.805(023)	17.985(012)	17.773(013)	17.970(013)	18.169(012)	17.848(011)

Table 4 (cont'd)

JD	<i>u</i>	<i>g</i>	<i>r</i>	<i>i</i>	<i>B</i>	<i>V</i>
2453311.67	18.513(017)	17.765(014)	17.573(009)	17.747(012)	17.959(010)	17.614(011)
2453312.62	18.337(019)	17.595(014)	17.419(012)	17.588(012)
2453314.62	18.145(014)	17.372(009)	17.185(007)	17.326(009)	17.571(009)	17.241(010)
2453315.60	18.114(016)	17.297(014)	17.109(016)	17.265(013)	17.531(011)	17.172(012)
2453320.60	18.687(017)	17.375(014)	16.945(014)	17.036(011)
2453321.66	18.936(020)	17.472(010)	16.972(010)	17.047(010)	17.814(009)	17.182(009)
2453323.60	19.377(032)	17.666(011)	17.014(011)	17.079(009)	18.056(011)	17.284(009)
2453324.62	19.632(035)	17.786(016)	17.056(010)	17.081(008)	18.214(012)	17.358(010)
2453325.66	19.712(119)	17.909(016)	17.126(010)	17.137(011)	18.393(013)	17.451(012)
2453327.57	20.261(050)	18.181(017)	17.259(010)	17.205(011)	18.657(013)	17.640(010)
2453330.64	20.151(087)	18.548(015)	17.507(009)	17.418(009)	19.078(025)	17.960(011)
2453337.57	20.937(162)	19.075(020)	18.054(010)	17.878(012)	19.609(041)	18.536(017)
2453338.60	18.095(018)	17.967(015)	19.609(045)	18.594(020)
2453339.59	18.181(011)	18.024(013)	19.651(026)	18.688(016)
2453340.60	21.059(082)	19.259(022)	18.270(016)	18.083(019)	19.709(029)	18.708(020)
2453344.58	...	19.407(025)	18.458(016)	18.280(015)	19.891(029)	18.892(024)
2453348.58	...	19.524(029)	18.602(025)	18.465(016)	19.981(032)	19.011(024)
2453352.60	...	19.623(018)	18.719(015)	18.613(016)	20.080(031)	19.138(027)
2453354.55	18.788(020)	18.657(018)	20.107(034)	19.188(023)
2453357.55	...	19.739(034)	18.893(021)	18.740(017)	20.126(038)	19.273(025)
2453362.55	...	19.869(045)	18.999(023)	18.849(021)	20.354(097)	19.398(037)
			SN 2004ff			
2453310.85	19.339(031)	18.080(009)	17.716(012)	17.685(014)	18.409(013)	17.840(011)
2453311.81	19.385(034)	18.031(009)	17.657(012)	17.638(014)	18.393(022)	17.806(011)
2453312.76	17.633(023)	17.567(058)
2453314.83	19.559(027)	18.059(009)	17.595(010)	17.512(011)	18.421(009)	17.782(009)
2453315.85	19.628(026)	18.111(009)	17.600(011)	17.511(013)	18.466(016)	17.799(010)
2453316.83	19.829(042)	18.176(008)	17.598(009)	17.509(012)	18.553(014)	17.822(009)
2453320.75	20.671(048)	18.546(012)	17.788(012)	17.555(014)
2453321.81	20.843(055)	18.675(014)	17.868(015)	17.624(014)	19.191(016)	18.191(011)
2453323.77	...	18.856(019)	17.985(020)	17.698(015)
2453324.81	21.574(181)	19.013(015)	18.081(012)	17.770(013)	19.557(023)	18.445(016)
2453325.77	21.611(193)	19.094(012)	18.138(014)	17.828(012)	19.729(044)	18.503(019)
2453327.74	21.785(119)	19.255(016)	18.279(013)	17.889(012)	19.873(023)	18.706(014)
2453330.70	...	19.459(026)	18.430(013)	18.042(013)	20.078(040)	18.868(017)
2453331.81	...	19.532(022)	18.514(014)	18.114(012)	20.206(028)	18.996(017)
2453340.68	...	19.909(021)	18.841(014)	18.486(017)	20.509(036)	19.339(019)
2453344.81	...	20.024(019)	19.004(017)	18.599(014)	20.496(037)	19.480(019)
2453352.66	...	20.090(017)	19.180(019)	18.760(014)	20.619(035)	19.570(018)
2453363.75	...	20.280(039)	19.369(024)	18.990(020)	20.697(072)	...
2453372.62	...	20.325(020)	19.521(016)	19.247(016)	20.821(033)	19.947(027)
2453383.72	...	20.501(024)	...	19.468(021)	20.903(042)	...
			SN 2004gq			
2453352.79	16.607(010)	15.921(006)	15.747(007)	15.673(007)	16.148(008)	15.783(007)
2453353.64	16.491(010)	15.815(007)	15.645(008)	15.577(009)	16.049(007)	15.697(006)
2453356.71	16.384(017)	15.611(008)	15.395(012)	...	15.849(008)	15.449(008)
2453357.66	16.425(012)	15.573(006)	15.334(008)	15.259(008)	15.826(009)	15.409(009)
2453361.60	16.778(011)	15.621(006)	15.257(009)	15.121(010)	15.944(008)	15.389(007)
2453369.75	18.352(027)	16.334(008)	15.507(008)	15.193(008)	16.846(011)	15.845(008)
2453372.66	18.817(025)	16.618(008)	15.659(008)	15.319(008)	17.186(011)	16.078(010)
2453373.66	19.000(031)	16.701(006)	15.730(006)	15.369(005)	17.284(013)	16.148(006)
2453376.78	19.341(042)	16.965(007)	15.908(006)	15.518(006)	17.577(013)	16.380(007)
2453377.69	19.303(035)	17.018(008)	15.963(006)	15.576(008)	17.638(014)	16.423(007)
2453380.67	19.574(084)	17.208(010)	16.128(007)	15.734(008)	17.846(024)	16.631(009)

Table 4 (cont'd)

JD	<i>u</i>	<i>g</i>	<i>r</i>	<i>i</i>	<i>B</i>	<i>V</i>
2453381.66	19.497(037)	17.271(012)	16.159(012)	15.758(011)	17.895(016)	16.629(014)
2453383.67	19.782(050)	17.389(010)	16.279(010)	15.873(009)	17.999(018)	16.748(011)
2453384.69	...	17.524(050)	16.292(017)	15.929(027)	18.038(062)	16.772(022)
2453385.65	19.854(052)	17.467(011)	16.353(008)	15.947(008)	18.117(015)	16.858(010)
2453386.66	19.873(050)	17.494(013)	16.365(012)	15.971(011)	18.120(017)	16.883(012)
2453387.66	19.869(063)	17.531(010)	16.422(007)	16.030(007)	18.143(017)	16.925(009)
2453388.70	19.862(090)	17.571(010)	16.458(006)	16.055(007)	18.169(017)	16.961(009)
2453390.66	19.867(080)	17.645(012)	16.518(007)	16.103(009)	18.254(021)	17.024(010)
2453394.60	19.984(110)	17.718(013)	16.630(009)	16.226(010)	18.389(032)	17.120(012)
2453396.68	...	17.752(013)	16.678(008)	16.287(010)	18.343(023)	17.157(011)
2453398.65	20.044(084)	17.792(013)	16.730(009)	16.331(010)	18.367(025)	17.226(010)
2453399.65	20.041(059)	17.810(012)	16.766(008)	16.355(009)	18.433(022)	17.233(011)
2453407.61	19.974(060)	17.923(016)	16.917(013)	16.523(020)	18.509(024)	17.370(011)
2453408.64	20.154(046)	17.940(013)	16.926(011)	16.540(012)	18.552(019)	17.389(012)
2453409.64	20.065(036)	17.941(018)	16.936(014)	16.560(012)	18.541(019)	17.406(011)
2453410.66	20.120(043)	17.963(014)	16.986(012)	16.576(011)	18.524(017)	17.410(012)
2453412.61	...	17.974(012)	16.994(008)	16.618(009)	18.579(021)	17.464(011)
2453413.67	...	18.001(012)	17.026(010)	16.622(008)	18.605(020)	17.475(012)
2453415.60	...	18.035(012)	17.055(010)	16.684(011)	18.621(022)	17.494(012)
2453416.63	...	18.038(012)	17.063(009)	16.685(009)	18.625(021)	17.530(011)
SN 2004gt						
2453356.86	17.510(066)	15.959(023)	15.287(018)	15.144(020)	16.356(024)	15.579(019)
2453357.83	15.213(016)	15.095(016)	...	15.476(018)
2453361.80	17.855(060)	15.905(016)	15.079(015)	14.913(032)	16.334(029)	15.407(017)
2453362.83	17.921(063)	15.888(017)	15.095(016)	14.905(022)	16.358(025)	15.420(018)
2453363.83	17.991(063)	15.918(017)	15.106(016)	...	16.356(031)	15.403(018)
2453365.80	18.170(069)	15.955(014)	...	14.910(026)	16.450(022)	15.449(017)
2453369.82	18.790(080)	16.168(014)	15.175(015)	14.944(024)	16.682(021)	15.572(018)
2453372.79	18.949(091)	16.397(013)	15.295(012)	14.994(012)	16.929(020)	15.751(015)
2453373.82	19.230(087)	16.497(021)	15.318(013)	15.022(013)	...	15.794(015)
2453377.81	19.695(099)	16.721(032)	15.512(014)	15.172(016)	17.317(025)	16.054(018)
2453380.81	...	16.924(026)	15.643(013)	15.286(014)	...	16.206(017)
2453381.80	...	17.011(063)	15.693(020)	15.284(030)	17.593(037)	16.280(020)
2453383.81	...	17.092(054)
2453384.78	...	17.171(026)	15.864(014)	15.444(028)	...	16.410(023)
2453386.87	15.915(020)	15.539(041)	17.822(032)	16.654(032)
2453388.78	...	17.243(031)	16.017(014)	15.625(014)	17.947(033)	16.640(018)
2453390.77	...	17.357(026)	16.103(017)	15.699(026)	17.915(049)	16.685(024)
2453400.83	...	17.613(032)	16.400(014)	16.070(017)	18.018(028)	16.912(017)
2453402.75	...	17.555(036)	16.434(017)	16.047(034)	18.108(034)	16.922(021)
2453407.85	...	17.612(049)	16.512(018)	16.247(028)	18.104(034)	17.014(020)
2453408.87	16.564(018)	16.212(031)
2453409.83	16.643(051)	...	18.168(048)	17.074(037)
SN 2004gv						
2453356.64	19.235(031)	18.215(011)	17.953(012)	17.994(014)	18.441(013)	18.059(014)
2453357.60	19.066(027)	18.036(010)	17.779(011)	17.838(013)	18.283(012)	17.917(010)
2453361.57	18.422(024)	17.558(009)	17.346(009)	17.372(011)	17.828(013)	17.446(011)
2453362.65	18.345(028)	17.502(009)	17.256(009)	17.314(008)	17.729(013)	17.370(013)
2453363.60	18.318(026)	17.443(009)	17.201(008)	17.255(009)	17.703(013)	17.311(009)
2453365.56	18.383(025)	17.409(009)	17.121(009)	17.147(010)	17.676(013)	17.248(009)
2453369.56	18.811(024)	17.564(010)	17.086(009)	17.071(011)	17.840(011)	17.298(009)
2453372.56	19.550(043)	17.770(009)	17.132(008)	17.072(009)	18.147(012)	17.414(011)
2453373.59	...	17.866(007)	17.172(006)	17.091(006)	18.315(012)	17.491(008)
2453376.60	20.472(061)	18.163(010)	17.307(007)	17.159(008)	18.656(015)	17.667(011)

Table 4 (cont'd)

JD	<i>u</i>	<i>g</i>	<i>r</i>	<i>i</i>	<i>B</i>	<i>V</i>
2453380.56	21.037(111)	18.497(012)	17.498(009)	17.308(010)	19.053(018)	17.983(012)
2453381.55	21.299(160)	18.563(019)	17.556(012)	17.323(014)	19.150(018)	18.049(013)
2453383.59	21.280(130)	18.722(013)	17.660(012)	17.418(014)	19.314(021)	18.145(014)
2453384.55	21.478(175)	18.767(023)	17.726(011)	...	19.365(057)	18.221(021)
2453385.55	...	18.851(028)	17.756(010)	17.519(012)	19.391(024)	18.256(013)
2453386.56	...	18.877(017)	17.782(011)	17.559(011)	19.476(025)	18.325(016)
2453395.58	...	19.198(035)	18.201(016)	17.955(018)	19.873(112)	18.696(035)
2453399.55	...	19.293(019)	18.288(011)	18.083(014)	19.812(030)	18.776(016)
SN 2005Q						
2453401.57	18.214(022)	17.467(009)	17.192(009)	17.318(028)	17.710(010)	17.329(009)
2453402.59	18.210(015)	17.440(008)	17.157(006)	17.254(009)	17.655(011)	17.290(008)
2453403.59	18.189(016)	17.395(007)	17.111(006)	17.213(010)	17.633(011)	17.250(008)
2453404.57	18.171(020)	17.384(010)	17.082(009)	17.184(010)	17.587(011)	17.220(009)
2453408.55	18.366(045)	17.377(012)	17.001(010)	17.115(013)	17.649(017)	17.192(012)
2453409.55	18.418(028)	17.399(010)	17.015(010)	17.118(015)	17.687(015)	17.185(013)
2453411.55	18.634(035)	17.535(012)	17.053(009)	17.137(015)	17.878(018)	17.308(013)
2453412.54	18.774(040)	17.639(013)	17.087(010)	17.147(015)	17.977(020)	17.334(014)
2453414.54	18.996(053)	17.798(014)	17.188(013)	17.214(015)	18.180(022)	17.448(015)
2453415.54	19.246(052)	17.888(015)	17.208(011)	17.264(015)	18.297(021)	17.548(016)
2453417.55	19.428(063)	18.119(020)	17.302(011)	17.353(017)	18.515(025)	17.694(026)
2453419.54	...	18.271(025)	17.390(013)	17.415(017)	18.684(032)	17.872(021)
2453430.55	20.711(157)	18.964(030)	17.905(016)	17.849(023)	19.461(033)	18.452(025)
SN 2005aw						
2453456.88	18.739(042)	16.519(008)	15.770(005)	15.796(007)	17.200(009)	16.001(007)
2453457.86	18.805(045)	16.568(007)	15.727(005)	15.774(007)	17.236(009)	15.992(007)
2453458.89	18.849(041)	16.557(008)	15.733(006)	15.741(007)	17.247(009)	15.994(007)
2453459.90	19.007(043)	16.596(009)	15.727(007)	15.741(008)	17.313(009)	16.020(006)
2453460.88	19.198(050)	16.639(008)	15.736(006)	15.738(007)	17.353(012)	16.039(007)
2453464.90	19.594(043)	16.912(008)	15.829(006)	15.820(009)	17.637(010)	16.224(008)
2453465.89	19.868(049)	16.995(008)	15.862(006)	15.840(010)	17.708(011)	16.298(008)
2453466.90	19.748(094)	17.049(013)	15.901(006)	15.865(008)	17.785(015)	16.353(010)
2453467.92	...	17.112(007)	15.939(005)	15.894(007)	17.839(026)	16.412(008)
2453474.92	16.308(006)	...	18.409(024)	16.867(008)
2453475.92	...	17.665(012)	18.418(014)	16.930(009)
2453476.91	...	17.737(011)	16.423(008)	16.271(009)	18.495(016)	17.002(010)
2453477.93	18.479(044)	...
2453478.92	...	17.849(024)	16.530(016)	16.382(025)	18.607(048)	17.109(017)
2453483.84	...	18.076(018)	...	16.598(011)	18.815(023)	17.370(014)
2453484.88	...	18.132(018)	...	16.587(016)	18.870(029)	17.343(021)
2453487.89	...	18.179(022)	...	16.730(009)	...	17.481(017)
2453489.82	...	18.222(016)	16.986(011)	16.762(014)	19.053(087)	17.537(023)
2453490.85	...	18.263(013)	17.019(009)	16.819(014)	18.970(022)	17.603(012)
2453491.84	...	18.312(016)	17.046(011)	16.863(014)	18.999(020)	...
2453512.88	...	18.511(013)	17.460(008)	17.194(009)	19.108(019)	17.942(011)
SN 2005bf						
2453467.67	18.650(019)	18.060(006)	18.055(006)	18.200(010)	18.221(008)	18.026(009)
2453468.59	18.440(015)	17.948(008)	17.967(008)	18.095(009)	18.105(008)	17.937(009)
2453472.59	17.987(012)	17.612(007)	17.621(008)	17.706(009)	17.765(007)	17.614(007)
2453473.60	17.925(012)	17.555(008)	17.574(008)	17.641(009)	17.725(008)	17.553(008)
2453474.56	17.934(012)	17.521(006)	17.503(008)	17.583(009)	17.694(008)	17.496(009)
2453475.64	18.002(013)	17.523(007)	17.469(008)	...	17.680(009)	17.481(009)
2453476.56	18.101(015)	17.539(009)	17.443(011)	17.513(013)	17.715(009)	17.471(011)
2453477.56	18.247(014)	17.563(010)	17.407(009)	17.463(011)	17.752(010)	17.483(010)
2453478.58	18.346(017)	17.579(009)	17.376(011)	17.430(012)	17.790(009)	17.470(010)

Table 4 (cont'd)

JD	<i>u</i>	<i>g</i>	<i>r</i>	<i>i</i>	<i>B</i>	<i>V</i>
2453479.52	18.439(025)	17.559(014)	17.304(013)	17.348(012)	17.777(010)	17.406(016)
2453480.54	18.529(020)	17.541(009)	17.285(009)	17.306(009)	17.770(011)	17.376(010)
2453481.52	18.574(028)	17.508(010)	17.222(009)	17.273(009)	...	17.345(010)
2453482.53	18.578(049)	17.461(031)	17.142(027)	17.162(024)	17.708(024)	17.278(022)
2453483.54	18.460(038)	17.388(009)	17.122(009)	17.151(010)	17.628(011)	17.222(011)
2453484.60	18.334(038)	17.331(011)	17.074(010)	17.107(011)	17.587(013)	17.168(013)
2453489.52	17.874(013)	16.935(006)	16.735(006)	16.784(007)	17.143(006)	16.823(006)
2453490.51	...	16.813(007)	16.652(009)	16.715(010)	17.030(007)	16.737(008)
2453491.49	17.496(013)	16.725(009)	16.590(011)	16.682(014)	16.927(010)	16.646(011)
2453493.52	17.258(034)	16.587(019)	16.801(024)	16.529(020)
2453495.54	17.165(014)	16.560(006)	16.744(008)	16.479(009)
2453496.55	17.144(019)	16.504(009)	16.716(010)	16.465(009)
2453497.47	17.113(013)	16.508(006)	16.694(008)	16.440(007)
2453499.46	17.110(013)	16.506(008)	16.720(009)	16.437(008)
2453500.47	17.144(014)	16.530(009)	16.734(011)	16.436(010)
2453501.46	17.215(016)	16.568(007)	16.781(009)	16.462(008)
2453502.47	17.276(014)	16.599(007)	16.818(010)	16.478(009)
2453503.47	17.361(013)	16.639(007)	16.862(009)	16.502(010)
2453504.48	17.422(016)	16.673(006)	16.916(009)	16.518(007)
2453506.49	17.611(015)	16.763(007)	17.026(016)	16.563(011)
2453507.50	16.407(039)	16.395(023)	17.053(062)	16.672(050)
2453508.65	16.493(009)	16.385(011)	17.155(014)	16.660(012)
2453509.47	16.492(008)	16.414(009)	17.227(010)	16.681(009)
2453510.52	16.525(020)	16.496(038)	17.259(026)	16.701(020)
2453511.48	16.567(010)	16.478(011)	17.391(011)	16.787(010)
2453512.65	18.295(061)	17.144(015)	16.601(009)	16.473(009)	17.537(016)	16.854(010)
2453513.46	16.641(008)	16.506(009)	17.545(012)	16.910(011)
2453516.46	18.654(022)	17.446(015)	17.845(010)	17.104(009)
2453517.45	18.772(064)	17.530(030)	17.957(013)	17.178(010)
2453520.46	19.238(036)	17.848(012)	18.291(014)	17.435(012)
2453521.45	19.319(043)	17.881(017)	18.356(014)	17.506(014)
2453522.45	17.215(013)	16.942(013)	18.422(025)	17.579(016)
2453523.47	17.303(011)	17.029(012)	18.575(017)	17.685(016)
2453524.46	17.381(019)	17.077(029)	18.690(018)	17.746(013)
2453525.45	17.438(011)	17.146(013)	18.757(034)	17.787(027)
2453526.45	17.486(011)	17.222(013)	18.916(045)	17.922(017)
2453527.50	17.560(013)	17.329(015)	18.955(016)	18.001(014)
2453528.47	19.000(014)	18.086(012)
2453529.49	20.202(047)	18.632(011)	19.096(016)	18.150(014)
2453530.48	20.182(038)	18.677(015)	19.166(016)	18.205(017)
2453538.48	19.545(041)	18.536(015)
2453539.46	18.586(019)
2453542.46	18.660(020)
2453565.48	18.386(118)	20.486(064)	19.569(026)
2453569.48	20.740(150)	19.750(044)
SN 2005bj						
2453473.86	20.117(056)	18.263(008)	17.518(009)	17.528(012)	18.735(011)	17.771(008)
2453474.89	20.208(052)	18.317(010)	17.503(009)	17.496(012)	18.812(013)	17.789(010)
2453475.89	20.367(044)	18.360(011)	17.529(011)	17.498(014)	18.864(013)	17.817(011)
2453476.88	20.438(100)	18.445(011)	17.543(011)	17.499(015)	18.947(017)	17.865(011)
2453477.90	20.664(063)	18.517(015)	17.573(011)	17.513(013)	19.046(014)	17.926(010)
2453478.88	20.774(068)	18.593(012)	17.613(012)	17.531(014)	19.067(070)	17.988(022)
2453479.89	...	18.659(012)	17.659(013)	17.553(013)	19.249(017)	18.046(011)
2453480.91	...	18.740(018)	17.725(013)	17.622(024)	19.220(115)	18.107(028)

Table 4 (cont'd)

JD	<i>u</i>	<i>g</i>	<i>r</i>	<i>i</i>	<i>B</i>	<i>V</i>
2453484.81	18.443(137)
2453487.87	...	19.255(078)	18.053(027)	17.817(030)	19.840(133)	18.619(044)
2453489.79	...	19.357(038)	18.154(016)	17.907(016)	20.003(050)	18.662(020)
2453490.82	...	19.412(018)	18.212(011)	17.953(014)	20.136(036)	18.703(014)
2453491.81	...	19.479(016)	18.255(013)	17.989(017)	20.124(029)	18.767(013)
2453512.83	...	19.991(077)	19.055(028)	18.743(028)	20.684(198)	19.474(060)
			SN 2005em			
2453644.73	18.696(023)	18.080(010)	17.878(018)	17.965(016)	18.230(017)	17.951(020)
2453650.86	19.263(028)	18.158(008)	17.753(021)	17.823(022)	18.455(019)	17.868(027)
2453655.80	20.121(040)	18.553(011)	17.891(018)	17.911(016)	18.925(020)	18.156(021)
2453658.74	20.296(094)	18.897(021)	18.032(019)	17.941(016)	19.220(031)	18.371(024)
2453659.72	20.573(189)	18.940(030)	18.046(022)	17.976(018)	19.398(063)	18.426(030)
2453663.77	...	19.428(041)	18.375(029)	18.215(038)	19.928(085)	18.729(039)
2453665.79	21.261(150)	19.561(026)	18.523(025)	18.330(024)	20.218(067)	18.974(039)
2453669.76	...	19.868(024)	18.802(021)	18.574(019)	20.278(036)	19.223(028)
2453671.86	...	19.994(025)	18.945(023)	18.692(025)
2453684.76	...	20.621(029)	19.561(025)	19.316(027)	21.074(071)	19.993(035)
2453695.80	20.595(070)
2453707.79	...	21.992(136)	21.135(084)	20.833(137)	...	21.599(160)
2453722.69	21.589(153)
2453726.73	21.587(171)
2453736.64	22.118(192)
			SN 2006T			
2453767.72	...	18.287(010)	17.539(008)	17.628(010)	18.775(019)	17.896(012)
2453768.77	19.868(104)	18.004(013)	17.174(008)	17.276(012)	18.559(018)	17.551(010)
2453771.72	18.828(033)	17.071(010)	16.398(009)	16.493(011)	17.521(014)	16.650(009)
2453772.71	18.601(026)	16.841(009)	16.220(010)	16.318(011)	17.265(016)	16.459(010)
2453773.67	18.301(022)	16.637(008)	16.061(006)	16.144(006)	17.042(012)	16.273(008)
2453774.71	18.039(019)	16.471(008)	15.917(008)	16.024(008)	16.851(012)	16.118(008)
2453775.56	17.894(020)	16.330(006)	15.795(005)	15.901(007)	16.706(011)	15.998(006)
2453778.71	17.629(019)	16.093(011)	...	15.642(012)	16.461(014)	15.764(013)
2453781.72	17.760(025)	16.086(008)	15.487(008)	15.527(007)	16.504(012)	15.708(008)
2453783.63	18.090(026)	16.206(009)	15.494(010)	15.505(008)	16.659(012)	15.752(008)
2453784.72	18.308(025)	16.316(010)	15.528(010)	15.523(011)	16.793(013)	15.808(009)
2453785.74	18.540(031)	16.408(010)	15.565(011)	15.520(011)	16.934(013)	15.871(009)
2453786.77	18.677(028)	16.498(011)	15.612(012)	15.546(012)	17.041(014)	15.946(013)
2453788.77	19.162(029)	16.726(011)	15.716(011)	15.629(011)	17.290(014)	16.107(013)
2453790.62	19.523(032)	16.918(007)	15.848(006)	15.717(006)	17.547(015)	16.280(008)
2453795.64	20.245(065)	17.369(008)	16.168(006)	15.918(006)	18.036(019)	16.700(007)
2453798.68	20.516(063)	17.559(013)	16.330(009)	16.036(009)	18.263(016)	16.879(010)
2453799.70	20.491(066)	17.616(010)	16.394(009)	16.070(006)	18.310(016)	16.936(007)
2453801.65	20.635(064)	17.706(013)	16.492(012)	16.152(011)	18.408(019)	17.045(011)
2453802.68	20.565(077)	17.775(012)	16.541(010)	16.205(010)	18.461(018)	17.093(010)
2453805.63	...	17.872(015)	16.676(009)	16.339(010)	18.528(021)	17.253(010)
2453809.64	...	18.013(020)	16.839(011)	16.477(011)	18.644(034)	17.368(011)
2453815.60	...	18.116(014)	16.998(011)	16.656(011)	18.741(019)	17.509(012)
2453819.62	...	18.159(013)	17.096(010)	16.770(011)	18.778(018)	17.592(013)
2453824.64	...	18.216(014)	17.211(012)	16.876(009)	18.777(019)	17.663(011)
2453831.60	...	18.283(016)	17.331(013)	17.030(013)	18.816(021)	17.754(014)
2453835.55	...	18.302(013)	17.393(009)	17.110(009)	18.799(024)	17.804(013)
2453840.58	...	18.366(019)	17.483(012)	17.212(009)	18.842(026)	17.865(013)
2453845.54	...	18.395(016)	17.562(013)	17.304(012)	18.884(020)	17.913(011)
2453853.57	...	18.485(013)	17.710(010)	17.508(010)	18.974(020)	18.067(012)
2453866.53	...	18.622(020)	17.932(014)	17.758(012)	19.142(035)	18.285(017)

Table 4 (cont'd)

JD	<i>u</i>	<i>g</i>	<i>r</i>	<i>i</i>	<i>B</i>	<i>V</i>
2453867.50	...	18.649(023)	17.947(017)	17.788(015)	19.129(032)	18.300(020)
2453870.55	...	18.705(022)	18.005(015)	17.858(014)	19.207(041)	18.319(017)
2453871.52	...	18.710(019)	18.023(015)	17.866(012)	19.147(027)	18.310(014)
2453872.51	...	18.725(020)	18.037(017)	17.884(016)	19.217(026)	18.359(018)
2453890.54	...	18.981(024)	18.341(016)	18.265(016)	19.467(034)	18.625(018)
SN 2006ba						
2453823.61	19.701(114)	18.300(030)	17.839(020)	17.702(018)	18.569(027)	18.034(026)
2453824.62	20.067(146)	18.333(022)	17.820(015)	17.665(013)	18.649(036)	18.017(021)
2453832.61	...	19.093(036)	18.121(020)	17.772(018)	19.489(045)	18.459(022)
2453833.59	...	19.164(030)	18.194(016)	17.837(017)	19.673(063)	18.543(024)
2453840.56	...	19.666(048)	18.547(025)	18.148(021)	20.220(106)	19.068(039)
2453846.60	...	20.139(085)	18.952(027)	18.447(024)	20.517(076)	19.494(034)
2453858.52	...	20.523(102)	19.379(039)	18.881(029)	...	19.814(068)
2453862.51	...	20.584(086)	19.400(036)	18.948(033)	20.887(161)	19.936(068)
2453867.48	...	20.581(107)	19.488(039)	19.041(035)	...	19.998(076)
2453870.52	...	20.657(142)	19.573(051)	19.147(042)	...	20.012(076)
2453871.49	...	20.637(103)	19.621(050)	19.186(040)	...	20.100(068)
2453872.49	19.661(054)	19.192(037)	...	20.116(070)
2453890.52	19.874(051)	19.579(048)	...	20.374(081)
2453891.47	19.923(061)	19.587(055)	...	20.430(101)
SN 2006bf						
2453823.75	...	19.377(017)	18.375(014)	18.201(017)	19.851(029)	18.778(017)
2453824.81	...	19.480(019)	18.442(013)	18.301(016)	20.076(052)	18.882(025)
2453831.78	...	20.083(025)	18.881(017)	18.604(022)	20.700(055)	19.437(024)
2453833.73	...	20.153(039)	19.021(018)	18.698(021)	...	19.550(032)
2453835.72	...	20.146(061)	19.140(028)	18.805(025)	...	19.697(043)
2453840.71	...	20.507(098)	19.369(034)	19.033(033)	...	19.872(078)
2453846.75	...	20.728(066)	19.615(029)	19.236(032)	...	20.103(054)
2453850.72	...	20.698(042)	19.733(026)	19.489(035)	...	20.258(046)
2453861.65	...	21.020(072)	19.910(037)	19.626(038)	...	20.307(064)
2453862.62	...	20.963(075)	20.036(041)	19.690(045)	...	20.529(074)
2453867.65	20.235(077)
2453870.68	20.221(073)	19.929(078)
2453891.64	20.512(097)	20.431(103)
SN 2006ep						
2453979.78	18.784(040)	18.048(008)	17.786(008)	17.731(009)	18.313(013)	17.858(009)
2453981.74	18.603(042)	17.833(010)	17.539(008)	17.484(009)	18.085(015)	17.617(010)
2453986.74	18.765(107)	17.669(018)	17.242(010)	17.134(010)	17.961(029)	17.424(014)
2453991.73	19.342(020)	17.847(016)	...	17.041(011)	18.276(026)	17.466(014)
2453994.78	19.854(123)	18.151(008)	17.296(005)	17.082(006)	18.646(015)	17.650(009)
2453998.72	...	18.563(012)	17.528(006)	17.238(007)	19.188(024)	17.958(009)
2454001.70	21.146(126)	18.851(013)	17.718(007)	17.362(008)	19.514(021)	18.214(010)
2454003.73	21.300(120)	19.017(013)	17.868(009)	17.499(009)	19.675(022)	18.371(011)
2454008.72	...	19.435(017)	18.232(009)	17.826(010)	20.154(035)	18.776(015)
2454014.67	...	19.852(101)	18.596(033)	18.151(024)	...	19.070(072)
2454029.66	...	20.188(028)	19.017(016)	18.548(017)	20.843(045)	19.587(025)
2454038.62	...	20.195(042)	19.188(020)	18.718(017)	20.831(095)	19.674(031)
2454048.65	...	20.454(075)	19.366(034)	18.918(033)	21.062(126)	19.865(056)
2454056.57	19.464(027)	19.077(027)	21.205(092)	20.027(047)
2454068.58	...	20.575(084)	19.599(034)	19.160(030)	...	20.023(068)
2454076.59	19.361(055)
SN 2006fo						
2454003.86	18.933(037)	17.765(013)	17.391(011)	17.333(013)	18.029(019)	17.599(017)
2454008.84	19.500(037)	17.920(012)	17.329(010)	17.233(011)	18.226(019)	17.641(016)

Table 4 (cont'd)

JD	<i>u</i>	<i>g</i>	<i>r</i>	<i>i</i>	<i>B</i>	<i>V</i>
2454014.75	18.714(042)	17.850(016)
2454025.81	...	19.086(020)	17.938(013)	17.607(013)	19.623(037)	18.546(026)
2454029.73	...	19.313(023)	18.097(012)	17.739(012)	19.755(041)	18.767(028)
2454038.74	...	19.638(028)	18.357(016)	18.010(015)	20.080(043)	18.977(031)
2454042.65	18.456(019)	18.106(018)	20.163(096)	...
2454049.69	18.590(021)	18.268(023)	20.229(061)	...
2454068.67	18.816(019)	18.645(023)	...	19.349(039)
2454076.65	18.966(026)	18.809(031)	...	19.423(059)
2454085.67	...	19.967(030)	19.085(022)	18.859(031)	20.346(052)	...
2454092.64	...	20.066(032)	19.176(027)	19.055(028)	20.397(061)	...
SN 2006ir						
2454017.66	20.159(130)	18.267(016)	17.275(013)	17.091(015)	18.747(031)	17.722(021)
2454018.60	20.323(080)	18.355(013)	17.311(009)	17.153(011)	18.831(020)	17.753(012)
2454020.66	17.398(009)	17.220(009)	...	17.880(012)
2454025.58	...	18.691(017)	17.598(009)	17.382(011)	19.201(023)	18.069(012)
2454028.60	...	18.817(018)	17.727(010)	17.493(011)	19.269(024)	18.190(012)
2454044.56	18.168(026)	17.973(022)	...	18.719(047)
2454046.55	...	19.122(017)	18.151(012)	17.970(014)	19.660(043)	18.618(020)
2454076.53	...	19.595(044)	18.663(017)	18.568(022)	...	19.152(027)
2454085.54	...	19.604(031)	18.799(015)	18.753(025)	20.080(035)	19.128(018)
SN 2006lc						
2454033.60	20.370(165)	18.696(017)	18.032(013)	17.981(019)	19.086(027)	18.331(015)
2454036.56	19.956(079)	18.298(011)	17.647(011)	17.613(010)	18.727(018)	17.756(040)
2454038.57	19.806(067)	18.155(011)	17.488(008)	17.407(010)	18.596(021)	17.791(012)
2454048.60	20.950(116)	18.513(011)	17.470(008)	...	19.058(021)	17.949(011)
2454052.54	...	18.983(018)	17.804(013)	17.495(013)	19.652(029)	18.356(015)
2454066.53	...	19.921(044)	18.674(017)	18.258(017)	20.562(072)	19.261(042)
2454079.57	...	20.243(042)	19.043(019)	18.636(025)	20.713(087)	19.640(035)
SN 2007C						
2454118.80	18.954(053)	16.748(005)	15.770(004)	15.510(005)	17.354(010)	16.177(005)
2454119.78	19.131(074)	16.811(006)	15.774(004)	15.496(005)	17.427(011)	16.220(007)
2454121.84	19.345(059)	17.004(006)	15.837(005)	15.537(006)	17.651(011)	16.341(004)
2454123.85	19.729(060)	17.229(009)	15.939(009)	15.618(008)	17.919(013)	16.519(009)
2454127.87	20.626(080)	17.725(010)	16.229(008)	15.850(009)	18.480(017)	16.910(009)
2454128.88	...	17.831(010)	16.305(007)	15.906(011)	18.594(018)	16.993(008)
2454131.87	...	18.067(013)	16.521(011)	16.088(012)	18.890(023)	17.257(012)
2454133.87	...	18.220(015)	16.638(009)	16.192(009)	19.012(039)	17.387(011)
2454143.84	...	18.665(015)	17.148(015)	16.724(014)	19.432(028)	17.890(011)
2454153.82	19.602(030)	18.127(014)
2454158.83	...	18.928(019)	17.537(012)	17.100(013)	19.630(035)	18.193(016)
2454160.86	...	18.918(017)	17.549(009)	17.165(010)	19.704(036)	18.202(013)
2454161.75	...	18.934(025)	17.594(010)	17.177(010)	19.698(054)	18.252(019)
2454163.77	...	18.931(029)	17.611(012)	17.231(012)	19.623(066)	18.288(022)
2454169.78	...	19.022(022)	17.742(011)	17.356(013)	19.697(046)	18.399(016)
2454179.77	...	19.143(020)	17.928(013)	17.567(013)	19.760(037)	18.549(019)
2454185.76	...	19.212(020)	18.046(013)	17.663(014)	19.828(035)	18.672(016)
2454197.76	...	19.371(028)	18.269(016)	17.901(016)	20.084(066)	18.872(028)
2454204.82	18.412(016)	18.037(016)	20.041(053)	18.992(022)
2454243.61	...	20.145(035)	19.065(019)	18.680(018)	20.737(079)	19.719(039)
SN 2007Y						
2454153.52	16.701(013)	16.394(009)
2454154.52	16.959(014)	16.275(008)	16.219(007)	16.327(009)	16.466(009)	16.208(008)
2454155.53	16.078(010)	16.176(011)	16.261(015)	16.059(012)
2454158.53	16.101(069)	15.707(011)	15.722(008)	15.798(009)	15.837(014)	15.689(008)

Table 4 (cont'd)

JD	<i>u</i>	<i>g</i>	<i>r</i>	<i>i</i>	<i>B</i>	<i>V</i>
2454159.53	15.959(015)	15.608(008)	15.640(006)	15.709(007)	15.758(013)	15.596(008)
2454160.53	15.965(069)	15.559(010)	15.552(006)	15.610(008)	15.690(013)	15.528(006)
2454161.52	15.846(028)	15.506(008)	15.488(006)	15.547(006)	15.675(009)	15.475(006)
2454163.52	15.892(018)	15.437(008)	15.364(010)	15.413(009)	15.630(009)	15.380(007)
2454165.52	16.166(021)	15.473(008)	15.301(006)	15.322(008)	15.692(011)	15.337(008)
2454166.53	16.470(069)	15.535(010)	15.290(007)	15.316(008)	15.749(013)	15.361(007)
2454169.52	17.320(018)	15.803(008)	15.372(007)	15.372(009)	16.145(014)	15.537(009)
2454170.52	17.689(069)	15.939(011)	15.450(008)	15.398(009)	16.299(013)	15.634(009)
2454171.51	15.522(006)	15.435(008)	16.487(011)	15.742(009)
2454174.51	18.807(048)	16.452(008)	15.732(007)	15.559(009)	16.916(013)	16.049(008)
2454179.50	...	16.879(008)	16.020(005)	15.739(006)	17.425(016)	16.406(008)
2454185.51	...	17.169(008)	16.255(006)	15.975(007)	17.764(016)	16.677(008)
2454190.50	...	17.303(012)	16.418(007)	16.127(008)	17.867(023)	16.780(010)
2454194.49	...	17.398(013)	16.525(007)	16.227(008)	17.913(028)	16.888(009)
2454197.49	...	17.451(010)	18.014(016)	...
2454204.49	17.090(010)
SN 2007ag						
2454169.66	...	18.770(020)	17.984(012)	17.944(016)	19.216(031)	18.311(019)
2454174.64	...	19.193(020)	18.087(011)	17.953(017)	19.670(033)	18.591(019)
2454179.64	...	19.555(023)	18.307(014)	18.065(017)	20.290(051)	18.929(023)
2454182.74	...	19.778(029)
2454199.57	...	20.379(037)	19.060(018)	18.880(026)	20.982(085)	19.720(033)
2454246.49	19.803(088)	19.689(081)
SN 2007hn						
2454349.66	20.718(120)	18.699(015)	18.177(012)	18.211(016)	19.049(021)	18.365(015)
2454354.64	20.780(118)	18.694(014)	18.058(012)	18.111(015)	19.173(020)	18.277(013)
2454362.57	...	19.212(021)	18.261(012)	18.080(016)	19.667(039)	18.645(017)
2454363.57	...	19.215(020)	18.289(012)	18.166(016)	19.791(044)	18.701(020)
2454365.62	...	19.348(031)	18.335(021)	18.254(018)	19.901(059)	18.811(029)
2454368.60	...	19.686(074)	18.507(032)	18.278(027)	20.063(191)	19.063(066)
2454378.58	...	20.148(034)	18.887(018)	18.658(024)	...	19.591(033)
2454382.59	...	20.372(028)	19.018(014)	18.729(018)	...	19.712(025)
2454383.57	...	20.327(028)	19.075(015)	18.892(019)	...	19.692(024)
2454392.53	...	20.436(035)	19.267(017)	19.018(019)	...	19.820(031)
2454394.56	19.331(036)	18.920(040)	...	19.939(074)
2454400.52	...	20.611(058)	19.412(026)	19.183(027)	...	20.004(055)
2454411.52	...	20.640(034)	19.677(023)	19.567(032)	...	20.077(070)
2454418.55	...	20.851(039)	19.811(025)	19.580(032)	...	20.231(031)
2454427.53	19.805(043)	19.790(052)	...	20.269(087)
SN 2007kj						
2454376.60	18.546(033)	17.984(011)	17.818(011)	17.927(019)	18.169(015)	17.869(012)
2454380.66	18.328(033)	17.772(011)	17.622(011)	17.725(017)	17.962(013)	17.686(011)
2454382.66	18.420(034)	17.784(010)	17.574(009)	17.637(014)	17.988(013)	17.681(009)
2454383.64	18.590(040)	17.843(011)	17.547(012)	17.608(016)	18.044(013)	17.690(010)
2454385.66	18.958(038)	17.999(012)	17.561(011)	17.608(016)	...	17.779(011)
2454392.63	...	18.964(017)	18.101(013)	17.944(019)	19.423(034)	18.455(016)
2454394.64	...	19.142(025)	18.251(015)	18.057(019)	19.692(047)	18.607(019)
2454395.61	...	19.189(028)	18.266(017)	18.055(021)	19.733(070)	18.709(026)
2454400.62	...	19.444(077)	18.576(032)	18.382(027)	20.108(186)	18.881(047)
2454409.61	...	19.762(023)	18.900(018)	18.678(025)	20.278(053)	19.268(025)
2454417.60	...	19.857(026)	19.116(021)	18.938(027)	20.366(053)	19.410(029)
2454421.59	...	19.904(032)	19.201(021)	19.060(029)	20.373(072)	19.560(034)
2454423.58	...	19.935(049)	19.190(029)	19.079(034)	20.529(111)	19.468(040)
SN 2007rz						

Table 4 (cont'd)

JD	<i>u</i>	<i>g</i>	<i>r</i>	<i>i</i>	<i>B</i>	<i>V</i>
2454445.70	...	18.543(016)	17.474(017)	17.159(010)	19.184(030)	17.934(015)
2454447.69	...	18.816(017)	...	17.241(011)	19.510(031)	18.165(016)
2454449.73	...	19.084(023)	17.833(017)	17.429(012)	19.619(047)	18.422(019)
2454453.67	...	19.452(030)	18.170(014)	17.722(012)	20.090(077)	18.837(029)
2454455.64	...	19.567(046)	18.269(020)	17.852(018)	20.354(137)	18.981(038)
2454456.69	...	19.765(075)	18.393(027)	17.912(022)	20.100(125)	19.104(051)
2454457.66	...	19.758(079)	18.492(026)	17.967(019)	20.318(179)	19.038(051)
2454458.62	18.505(024)	18.086(018)	20.428(153)	19.125(040)
2454464.68	18.781(030)	18.406(021)	...	19.454(039)
2454469.62	...	20.198(047)	...	18.592(020)	20.706(074)	19.628(041)
2454480.63	19.300(024)	18.893(027)	...	19.958(043)
SN 2008aq						
2454527.82	17.359(021)	16.225(012)	15.930(013)	16.102(013)	16.470(012)	16.045(016)
2454541.86	19.015(044)	16.914(007)	16.066(009)	15.995(012)	17.445(013)	16.454(010)
2454542.70	19.172(039)	17.016(009)	16.147(009)	16.036(010)	17.544(013)	16.475(015)
2454543.72	19.290(058)	17.112(011)	16.189(009)	16.057(011)	17.666(014)	16.569(013)
2454545.78	...	17.292(008)	16.331(008)	16.178(010)	17.931(016)	16.770(011)
2454560.72	...	17.976(010)	17.006(009)	16.707(009)	18.616(017)	17.433(011)
2454566.81	...	18.070(010)	17.169(010)	16.872(011)	18.683(018)	17.531(016)
2454570.72	...	18.111(009)	17.266(009)	16.963(009)	18.690(016)	17.641(012)
2454578.77	...	18.154(016)	17.513(009)	17.146(011)	18.691(037)	...
2454583.66	...	18.224(009)	17.552(008)	17.231(009)	18.745(018)	17.823(012)
2454589.74	...	18.325(011)	17.676(010)	17.375(009)	18.801(018)	17.939(013)
2454597.71	...	18.422(010)	17.850(010)	17.543(011)	18.908(018)	18.099(014)
2454599.63	...	18.454(013)	17.885(011)	17.600(012)	18.879(021)	18.075(018)
2454616.61	18.249(012)	17.965(012)	19.141(017)	18.442(014)
2454626.62	...	18.819(013)	18.535(012)	18.302(015)	19.263(022)	18.623(017)
2454628.59	...	18.894(015)	18.462(013)	18.222(014)	...	18.646(017)
2454644.57	...	19.124(016)	18.856(015)	18.692(017)	19.567(023)	18.985(020)
2454648.59	...	19.269(018)	18.993(018)	18.766(027)	19.650(019)	19.057(021)
2454653.55	...	19.346(016)	18.990(017)	18.734(019)	19.741(022)	19.178(020)
SN 2008gc						
2454747.72	19.585(054)	19.128(018)	18.988(021)	18.973(026)	19.261(027)	18.993(025)
2454749.70	19.834(093)	19.241(023)	19.024(021)	18.998(027)	19.486(037)	19.098(025)
2454751.71	19.176(113)
2454752.74	...	19.298(124)	19.103(090)	18.958(051)	19.643(059)	19.186(040)
2454753.72	...	19.441(044)	19.040(029)	19.017(034)	19.777(084)	19.233(052)
2454755.79	...	19.586(039)	19.189(027)	19.038(029)	19.990(068)	19.267(038)
2454756.79	...	19.648(034)	19.222(024)	19.097(026)	20.067(058)	19.339(032)
2454759.72	...	19.840(035)	19.308(023)	19.129(024)	20.293(046)	19.474(030)
2454760.71	...	19.906(035)	19.348(020)	19.148(022)	20.345(044)	19.555(034)
2454768.68	...	20.367(049)	19.695(027)	19.380(027)	20.942(061)	19.931(041)
2454772.74	...	20.518(047)	19.873(027)	19.509(029)	...	20.142(048)
2454777.72	...	20.620(055)	20.017(032)	19.646(032)	...	20.259(053)
2454781.68	20.134(046)	19.639(042)	...	20.392(075)
2454789.81	20.269(037)	19.899(042)	...	20.561(063)
SN 2008hh						
2454792.59	18.521(022)	17.611(010)	17.302(012)	17.275(013)	17.922(016)	17.468(010)
2454793.60	18.622(022)	17.668(011)	17.303(010)	17.249(012)	18.012(016)	17.485(013)
2454795.67	18.941(029)	17.793(011)	17.330(012)	17.270(012)	18.188(017)	17.567(012)
2454797.62	19.406(034)	17.978(010)	17.377(009)	17.285(010)	18.385(019)	17.652(011)
2454801.68	...	18.374(011)	17.540(011)	17.405(011)	18.878(023)	17.917(012)
2454802.63	20.030(055)	18.474(012)	17.585(010)	17.421(012)	18.997(023)	18.000(013)
2454806.63	20.581(134)	18.862(017)	17.845(012)	17.624(012)	19.448(037)	18.309(016)

Table 4 (cont'd)

JD	<i>u</i>	<i>g</i>	<i>r</i>	<i>i</i>	<i>B</i>	<i>V</i>
2454808.60	...	19.026(026)	17.944(015)	17.700(013)	19.460(054)	18.416(022)
2454813.59	...	19.278(045)	18.242(020)	17.968(016)	19.825(097)	18.792(034)
2454817.56	...	19.466(021)	18.406(016)	18.177(015)	20.035(048)	18.917(022)
2454821.54	...	19.620(027)	18.578(015)	18.339(015)	...	19.058(073)
2454827.54	18.732(036)	18.510(030)	20.292(087)	19.258(030)
SN 2009K						
2454848.64	17.923(023)	17.372(011)	17.044(011)	16.940(015)	17.590(013)	17.204(011)
2454855.66	18.372(026)	17.244(011)	16.612(008)	16.574(009)	17.571(013)	16.898(011)
2454856.63	18.334(028)	17.130(011)	16.527(010)	16.501(012)	17.460(014)	16.804(011)
2454858.65	18.015(026)	16.925(010)	16.358(007)	16.382(008)	17.229(012)	16.622(009)
2454866.63	17.474(019)	16.372(009)	15.944(008)	15.981(009)	16.651(012)	16.127(010)
2454869.56	17.653(021)	16.365(009)	15.846(008)	15.881(008)	16.676(012)	16.077(010)
2454871.61	17.898(026)	16.438(010)	15.826(008)	15.828(011)	16.794(013)	16.086(010)
2454873.55	18.156(022)	16.530(011)	15.842(010)	15.827(011)	16.920(013)	16.121(010)
2454874.61	18.346(031)	16.577(009)	15.860(008)	15.813(009)	16.996(016)	16.157(009)
SN 2009Z						
2454869.81	18.544(035)	17.767(011)	17.654(011)	17.748(012)	18.008(014)	17.644(012)
2454872.90	17.381(016)
2454873.82	18.367(032)	17.550(011)	17.315(012)	17.426(013)	17.818(017)	17.359(014)
2454874.78	18.498(058)	17.539(013)	17.285(012)	17.357(013)	17.801(019)	17.299(013)
2454879.89	...	17.511(011)	...	17.171(015)	17.817(016)	17.259(011)
2454884.89	18.989(027)	17.793(011)	17.234(011)	17.170(010)	18.189(015)	17.452(013)
2454885.78	19.076(030)	17.891(013)	17.288(013)	17.207(012)	18.280(016)	17.506(013)
2454888.75	19.659(043)	18.165(011)	17.451(010)	17.282(011)	18.615(015)	17.691(011)
2454896.83	20.790(082)	18.890(014)	17.922(011)	17.663(012)	19.435(023)	18.285(014)
2454898.79	21.019(177)	18.998(020)	18.021(012)	17.765(012)	19.513(036)	18.360(018)
2454900.79	...	19.052(028)	18.127(016)	17.852(016)	19.589(061)	18.487(023)
2454902.73	...	19.176(046)	18.171(022)	17.960(019)	...	18.582(034)
2454908.77	...	19.372(021)	18.433(013)	18.163(013)	19.901(045)	18.777(020)
2454911.84	...	19.417(017)	18.534(014)	18.262(014)	20.016(039)	18.828(017)
2454914.77	...	19.530(019)	18.607(013)	18.334(014)	20.040(039)	18.929(017)
2454915.79	...	19.490(017)	18.620(014)	18.352(015)	20.078(038)	18.971(019)
2454917.86	...	19.554(020)	18.646(014)	18.431(018)	20.109(043)	18.954(020)
2454927.75	...	19.701(031)	18.903(022)	18.649(021)	20.082(061)	19.173(032)
2454928.78	...	19.696(039)	18.889(028)	18.693(024)	20.128(077)	19.115(043)
SN 2009bb						
2454914.58	18.696(044)	17.478(015)	16.982(022)	16.950(027)	17.908(020)	17.186(013)
2454915.57	18.263(028)	17.093(018)	16.612(016)	16.559(017)	17.473(012)	16.794(011)
2454917.69	18.015(023)	16.732(015)	16.172(021)	...	17.143(013)	16.390(012)
2454920.57	18.081(024)	16.558(011)	15.937(019)	15.908(015)	17.047(013)	16.161(012)
2454927.58	18.857(039)	16.880(010)	15.887(013)	15.817(012)	17.582(013)	16.249(009)
2454928.55	19.144(050)	16.984(011)	15.924(012)	15.831(013)	17.734(016)	16.338(011)
2454930.53	19.571(077)	17.196(012)	16.000(018)	15.881(015)	17.969(019)	16.501(012)
2454931.54	19.616(102)	17.320(013)	16.068(016)	15.931(014)	18.115(022)	16.596(010)
2454933.55	19.828(072)	17.543(013)	16.223(015)	16.054(012)	18.389(020)	16.803(011)
2454937.60	20.262(093)	17.990(028)	16.583(034)	16.359(021)	18.873(025)	17.192(011)
2454938.59	20.310(095)	18.102(030)	16.665(035)	16.385(024)	18.965(029)	17.288(013)
2454942.58	20.538(108)	18.373(025)	16.933(022)	16.706(020)	19.299(035)	17.585(012)
2454946.55	20.753(110)	18.613(032)	17.239(039)	16.963(023)	19.497(041)	...
2454947.54	20.985(138)	18.705(050)	...	17.045(024)	19.573(044)	17.878(019)
2454960.53	...	19.072(032)	17.684(034)	17.524(026)	19.859(071)	18.333(023)
2454964.57	...	19.099(042)	17.822(029)	17.631(020)	19.841(064)	18.405(024)
2454966.53	...	19.117(047)	17.868(050)	17.713(026)	20.038(064)	18.507(024)
2454972.50	...	19.349(041)	18.203(065)	17.884(032)	20.268(065)	18.703(026)

Table 4 (cont'd)

JD	<i>u</i>	<i>g</i>	<i>r</i>	<i>i</i>	<i>B</i>	<i>V</i>
2454976.50	17.917(053)	...	18.686(064)
			SN 2009ca			
2454927.86	20.328(097)	18.961(015)	18.397(014)	18.359(017)	19.308(028)	18.541(015)
2454928.87	20.423(086)	18.984(021)	18.410(014)	18.381(017)	19.396(023)	18.593(016)
2454930.84	...	19.130(054)	18.460(031)	18.464(025)	19.319(067)	18.687(033)
2454931.87	...	19.100(041)	18.453(021)	18.465(022)	19.377(057)	18.639(026)
2454933.85	...	19.158(039)	18.558(023)	18.511(026)	19.593(077)	18.847(043)
2454937.86	...	19.284(022)	18.639(019)	18.599(022)	19.671(047)	18.897(022)
2454938.86	...	19.373(023)	18.700(018)	18.611(019)	19.790(036)	18.894(023)
2454946.83	...	19.700(020)	18.904(017)	18.808(021)	20.142(037)	19.205(023)
2454947.83	...	19.719(021)	18.904(017)	18.833(021)	20.272(040)	19.183(020)
2454956.83	...	20.068(022)	19.238(017)	19.073(018)	20.510(053)	19.468(046)
2454959.84	...	20.186(063)	19.367(028)	19.227(027)	20.819(168)	19.649(049)
2454963.85	...	20.414(050)	19.505(028)	19.299(028)
2454964.81	...	20.475(069)	19.491(028)	19.323(026)	20.907(119)	19.745(036)
2454966.77	...	20.434(076)	19.602(041)	19.413(052)	20.949(137)	19.811(075)
			SN 2009dp			
2454947.80	...	18.434(041)	17.629(038)	17.582(042)	19.052(050)	17.920(036)
2454956.89	...	18.784(060)	17.741(041)	17.631(040)	19.455(066)	18.230(042)
2454959.79	...	18.909(053)	17.843(034)	17.650(039)	19.495(103)	18.274(042)
2454963.79	...	19.196(065)	18.036(041)	17.802(041)	19.952(096)	18.635(047)
2454964.76	...	19.225(065)	18.098(041)	17.869(045)	20.090(104)	18.699(046)
2454968.83	...	19.521(087)	18.304(058)	18.032(054)	...	18.907(065)
2454972.77	18.402(068)	18.162(063)	...	18.941(072)
2454974.75	18.464(069)	18.244(066)	...	19.038(079)
2454976.74	18.433(070)
			SN 2009dt			
2454956.92	17.449(015)
2454959.89	...	17.966(020)	17.087(021)	16.870(025)	18.526(037)	17.449(016)
2454963.88	...	18.179(021)	17.114(022)	16.866(026)	18.794(038)	17.570(013)
2454964.85	...	18.263(028)	17.133(021)	16.866(026)	18.842(035)	17.622(015)
2454966.81	...	18.386(024)	17.199(023)	16.923(028)	19.029(037)	17.700(017)
2454968.87	...	18.601(029)	17.283(023)	16.966(026)	19.253(039)	17.867(013)
2454970.88	...	18.767(028)	17.386(022)	17.069(026)	19.457(044)	18.012(016)
2454972.81	...	18.949(032)	17.483(023)	17.119(027)	19.616(041)	18.155(017)
2454974.81	...	19.114(033)	17.615(024)	17.209(027)	19.880(046)	18.325(019)
2454976.79	17.723(024)	17.292(027)	19.934(074)	18.434(023)

^aValues in parenthesis are 1- σ uncertainties.

Table 5. Optical photometry of SE SNe in the du Pont *natural* system.^a

JD	<i>u</i>	<i>g</i>	<i>r</i>	<i>i</i>	<i>B</i>	<i>V</i>
2454023.54	...	18.651(040)	SN 2006ir 17.533(046)	17.311(030)	...	18.014(014)
2454386.68	19.401(055)	18.183(009)	SN 2007kj 17.631(009)	17.623(013)	18.464(013)	17.880(006)
2454774.67	...	20.757(022)	SN 2008gc 19.820(022)
2454890.83	SN 2009Z	18.876(025)	...
2454895.75	19.345(020)	...
2454949.63	20.375(032)	...
2454945.65	20.725(133)	18.634(044)	SN 2009bb ...	17.003(032)	19.465(046)	17.803(024)
2454949.57	20.944(165)	18.810(050)	...	17.010(023)	19.617(043)	17.991(017)
2454952.50	21.073(156)	18.916(042)	17.470(045)	17.149(021)
2454953.46	19.671(045)	18.106(028)

^aValues in parenthesis are 1- σ uncertainties.

Table 6. NIR photometry of SE SNe in the Swope *natural* system.^a

JD	<i>Y</i>	<i>J</i> _{RC1}	<i>H</i>
SN 2005em			
2453642.71	17.786(046)	17.656(070)	...
2453642.72	17.784(060)	17.723(089)	...
2453643.74	17.663(096)	17.520(182)	17.401(137)
2453657.65	17.399(031)	17.593(047)	17.320(054)
2453657.66	17.440(033)	17.446(039)	17.125(047)
2453660.77	17.477(036)	17.567(062)	17.190(083)
2453660.78	17.413(032)	17.474(059)	17.267(102)
2453664.77	17.644(028)	17.664(055)	17.360(084)
2453664.77	17.554(032)	17.773(061)	...
2453670.72	17.843(037)	18.171(103)	17.651(109)
2453670.72	17.928(045)	18.123(082)	17.429(101)
2453677.71	18.070(042)	18.332(113)	17.815(129)
2453677.71	18.165(055)	...	18.010(152)
SN 2006T			
2453776.74	15.432(015)	15.301(016)	15.212(021)
2453776.75	15.419(015)	15.261(016)	15.182(018)
2453777.73	15.382(022)	15.223(020)	15.145(026)
2453777.74	15.337(023)	15.227(020)	15.139(020)
2453779.68	15.249(020)	15.101(019)	15.064(026)
2453779.69	15.210(023)	15.066(018)	14.973(021)
2453782.76	15.146(018)	14.996(016)	14.878(019)
2453782.77	15.118(020)	14.988(017)	14.838(016)
2453789.74	15.222(018)	14.990(019)	14.796(020)
2453789.75	15.218(024)	15.024(019)	14.780(018)
2453796.74	15.444(023)	15.198(016)	14.919(017)
2453796.74	15.428(023)	15.217(019)	14.912(018)
2453800.66	15.527(014)	15.380(016)	15.008(017)
2453800.67	15.515(014)	15.336(016)	15.018(014)
2453803.74	15.570(021)	15.435(021)	15.126(026)
2453803.74	15.563(021)	15.457(023)	15.111(028)
2453807.72	15.789(021)	15.650(024)	15.230(018)
2453807.73	15.744(019)	15.618(022)	15.248(020)
2453810.72	15.818(021)	15.761(021)	15.315(024)
2453810.72	15.812(022)	15.774(025)	15.339(023)
2453814.61	15.953(023)	15.861(025)	15.393(023)
2453814.61	15.954(030)	15.858(025)	15.435(022)
2453817.67	16.047(025)	15.967(025)	15.481(020)
2453817.67	16.012(025)	15.965(023)	15.519(021)
2453822.65	16.176(021)	16.198(034)	15.672(028)
2453822.66	16.143(023)	16.184(028)	15.641(031)
2453826.59	16.220(020)	16.345(040)	15.778(031)
2453826.60	16.220(022)	16.252(029)	15.753(028)
2453837.66	16.501(036)	16.676(047)	...
2453837.66	16.542(037)	16.696(043)	...
2453848.60	16.847(041)	16.940(071)	16.504(093)
2453848.60	16.766(046)	17.122(062)	...
2453860.59	17.128(043)	17.578(123)	16.698(081)
2453860.60	17.146(042)	...	16.668(096)
2453868.56	17.286(038)	17.680(064)	16.842(052)
2453868.57	17.326(042)	17.704(078)	16.891(061)
SN 2006ba			
2453820.68	17.359(037)	17.293(063)	17.071(076)
2453820.70	17.420(035)	17.130(038)	16.985(084)
2453822.59	17.264(028)	17.029(044)	16.846(072)
2453822.59	17.293(028)	17.139(042)	...
2453830.56	17.151(026)	16.968(029)	...
2453830.57	17.210(033)	16.985(031)	...
2453837.61	17.436(036)	17.049(030)	...
2453837.62	17.456(039)	17.102(035)	...
2453864.53	...	18.054(063)	...
2453864.54	...	18.070(056)	...
SN 2006bf			
2453826.79	17.479(108)
2453826.80	17.340(093)
2453829.79	17.981(036)	17.863(059)	...
2453829.81	...	17.846(062)	...
2453830.77	18.092(044)	17.761(064)	...
2453830.78	18.035(064)	17.708(058)	...
2453839.71	18.412(063)	18.202(069)	...
SN 2006ep			
2453980.77	17.270(035)	17.094(048)	17.002(090)
2453980.78	17.224(025)	17.035(042)	16.969(091)
2453987.78	16.640(020)	16.538(020)	16.384(043)
2453987.79	16.625(020)	16.517(023)	16.363(036)
2453993.73	16.524(017)	16.372(027)	...

Table 6 (cont'd)

JD	Y	J_{RC1}	H
2453993.74	16.530(020)	16.375(021)	...
2453995.75	...	16.370(021)	16.136(032)
2453995.76	...	16.392(018)	16.114(033)
2453999.76	16.662(020)	16.423(028)	...
2453999.77	16.679(023)	16.411(024)	...
2454002.73	...	16.567(026)	16.183(042)
2454002.73	...	16.520(028)	...
2454010.71	17.216(064)
2454011.67	17.210(032)	16.987(038)	16.570(056)
2454011.69	17.182(039)	17.083(046)	16.656(063)
2454023.66	17.621(064)	17.569(080)	16.727(070)
2454023.66	17.483(060)	17.479(057)	...
2454037.65	17.887(036)	17.899(070)	...
2454037.66	17.860(056)	17.830(068)	...
SN 2006ir			
2454016.55	16.488(019)	16.306(025)	...
2454016.56	16.521(023)	16.316(020)	...
2454023.59	16.672(029)	16.510(036)	16.337(061)
2454023.60	16.678(031)	16.429(034)	16.426(079)
2454030.58	16.849(024)	16.663(028)	16.374(036)
2454030.59	16.873(030)	16.701(026)	16.542(046)
2454037.59	17.044(026)	16.933(039)	16.611(053)
2454037.60	17.038(034)	16.942(046)	16.742(066)
2454043.58	17.185(042)	17.108(065)	16.763(094)
2454043.59	17.196(052)	...	16.642(096)
2454045.53	17.296(056)	17.115(066)	16.701(078)
2454045.55	...	17.161(041)	16.764(102)
2454047.55	17.317(038)
2454047.63	17.361(077)
2454053.60	17.471(039)	17.216(048)	16.867(053)
2454053.62	17.458(045)	17.320(048)	16.811(060)
2454067.53	17.683(048)	17.702(086)	17.178(093)
2454067.54	17.787(072)	17.871(105)	17.251(094)
2454074.53	18.061(078)	17.779(092)	17.352(129)
2454074.54	17.887(048)	18.154(129)	17.579(155)
SN 2007C			
2454109.85	15.478(016)	15.438(022)	15.267(019)
2454109.86	15.523(022)	15.404(013)	15.182(017)
2454114.87	15.025(013)	14.902(013)	14.754(014)
2454114.87	14.988(013)	14.921(012)	14.739(016)
2454120.77	14.804(009)	14.646(009)	14.537(010)
2454120.78	14.793(011)	14.689(010)	14.527(013)
2454122.84	14.797(013)	14.656(012)	14.520(013)
2454122.85	14.784(021)	14.701(013)	14.481(016)
2454124.85	14.845(017)	14.739(016)	14.529(014)
2454124.86	14.841(019)	14.700(016)	14.493(012)
2454129.87	15.020(013)	14.845(014)	14.617(011)
2454129.88	14.995(021)	14.889(012)	14.601(013)
2454135.85	15.265(013)	15.184(016)	...
2454135.86	15.250(017)	15.191(012)	...
2454184.80	16.767(023)	16.992(037)	16.169(040)
2454184.81	16.785(027)	16.963(028)	16.148(049)
2454196.73	17.110(031)	17.250(040)	...
2454196.74	17.048(027)	17.436(064)	...
2454234.69	17.807(061)	...	17.312(176)
2454234.67	17.873(074)
2454258.59	18.655(129)
2454258.60	18.528(105)
SN 2007Y			
2454150.52	16.695(037)	16.633(044)	16.610(060)
2454156.53	15.668(014)	15.629(017)	...
2454162.51	15.144(015)	15.071(016)	14.911(033)
2454164.50	15.047(014)	14.952(019)	...
2454167.51	14.965(011)	14.845(015)	14.676(026)
2454168.52	15.000(013)	14.850(017)	14.640(028)
2454175.51	15.158(013)	15.028(024)	14.762(031)
2454183.49	15.223(017)	15.289(022)	14.949(025)
2454189.51	...	15.527(030)	15.072(048)
2454193.48	15.355(015)	15.665(028)	15.366(040)
2454198.48	15.459(025)	15.872(038)	15.418(046)
SN 2007ag			
2454168.64	17.389(030)	16.969(042)	...
2454168.65	17.345(032)	17.067(042)	...
2454193.63	18.085(073)	17.662(087)	17.052(127)
2454193.64	17.939(057)	17.360(065)	17.038(091)
2454208.58	18.249(092)	18.060(127)	...

Table 6 (cont'd)

JD	<i>Y</i>	<i>J_{RC1}</i>	<i>H</i>
2454208.59	18.305(096)	18.297(152)	...
	SN 2007hn		
2454379.50	18.159(073)	17.635(076)	...
2454379.49	18.165(053)
	SN 2007kj		
2454377.71	17.601(048)	17.494(067)	17.335(125)
2454377.71	17.585(043)	...	17.380(133)
2454381.70	17.388(038)	17.318(057)	17.334(110)
2454381.71	17.303(038)	17.210(050)	17.389(116)
2454384.69	17.253(030)	17.283(056)	17.032(082)
2454384.70	17.216(033)	17.125(050)	17.017(087)
2454393.67	17.505(036)	17.318(067)	16.980(095)
2454393.69	...	17.355(067)	17.042(092)
2454408.64	18.003(064)	17.858(087)	17.460(148)
2454408.65	17.967(053)	17.751(101)	17.507(171)
2454412.61	18.079(104)	18.029(129)	17.718(172)
2454412.60	18.055(066)
2454437.59	18.763(122)
2454437.61	18.696(093)
	SN 2007rz		
2454444.72	16.570(027)	16.350(028)	16.354(070)
2454444.76	16.271(054)
2454446.74	16.646(025)	16.460(028)	...
2454446.76	16.612(023)	16.449(023)	...
2454448.73	16.742(019)	16.497(027)	16.198(041)
2454448.74	16.744(019)	...	16.230(051)
2454452.67	16.942(026)	16.812(034)	16.433(057)
2454452.65	16.952(026)
	SN 2008aq		
2454530.83	15.577(021)	15.381(016)	15.319(017)
2454530.84	15.565(020)	15.350(017)	15.374(020)
2454536.88	15.411(011)	15.193(010)	15.105(015)
2454536.89	15.391(012)	15.250(018)	15.177(014)
2454546.85	15.757(016)	15.505(013)	15.246(014)
2454546.86	15.757(013)	15.580(021)	15.283(013)
2454561.85	16.121(017)	16.083(013)	15.703(020)
2454561.86	16.101(015)	16.151(021)	15.698(022)
2454617.71	17.445(021)	18.084(075)	...
2454617.72	17.551(026)	18.067(086)	...

^aValues in parenthesis are 1- σ uncertainties.

Table 7. NIR photometry of SE SNe in the Swope *natural* system.^a

JD	<i>Y</i>	<i>J_{RC2}</i>	<i>H</i>
SN 2009K			
2454846.64	16.452(016)	16.364(013)	16.356(029)
2454846.65	16.471(016)	16.386(014)	16.353(036)
2454847.65	16.460(020)	16.297(020)	16.305(047)
2454847.66	16.402(017)	...	16.267(050)
2454854.60	16.147(011)	15.950(013)	15.766(020)
2454854.61	16.147(014)	15.898(012)	15.767(020)
2454857.65	15.988(011)	15.773(018)	...
2454857.66	16.014(013)	15.744(020)	...
2454868.58	15.565(012)	15.446(011)	15.377(015)
2454868.59	15.562(013)	15.433(011)	15.378(016)
2454886.57	15.611(010)	15.440(009)	15.305(020)
2454886.58	15.645(014)	15.438(011)	15.229(016)
2454895.52	15.736(011)	15.603(013)	15.367(014)
2454895.53	15.765(011)	15.619(012)	15.337(016)
SN 2009Z			
2454886.84	16.974(020)	16.718(017)	16.591(035)
2454886.85	16.956(020)	16.686(016)	16.669(041)
2454887.88	17.025(017)	16.707(017)	...
2454887.89	17.023(017)	16.737(020)	...
2454890.84	17.098(022)	16.799(018)	16.755(032)
2454890.85	17.126(024)	16.773(018)	16.700(035)
2454894.79	17.224(023)	16.886(023)	16.686(045)
2454894.80	17.236(024)	16.921(020)	16.771(059)
2454899.85	17.425(023)	17.151(027)	17.038(051)
2454899.86	17.440(022)	17.115(021)	17.076(059)
2454907.92	17.709(028)	17.398(056)	17.408(087)
2454907.93	17.738(027)	17.532(058)	17.358(099)
2454912.93	17.920(024)	17.670(041)	17.524(083)
2454912.94	17.869(032)	17.622(034)	17.384(080)
SN 2009bb			
2454919.67	15.363(015)	15.201(015)	15.006(017)
2454919.67	15.345(015)	15.189(012)	...
2454921.70	15.205(008)	15.039(008)	14.876(011)
2454921.71	15.193(010)	15.057(012)	14.852(012)
2454929.63	15.003(010)	14.789(009)	14.670(012)
2454929.63	15.013(015)	14.861(010)	...
2454932.66	15.035(009)	14.872(011)	14.789(011)
2454932.66	15.064(012)	14.918(014)	...
2454939.69	15.367(011)	15.183(010)	15.079(015)
2454939.68	15.366(010)	15.210(008)	...
2454945.66	15.836(018)	15.625(014)	15.458(019)
2454945.66	15.754(016)	15.635(013)	...
2454948.63	15.965(019)	15.810(017)	15.656(022)
2454948.63	15.930(016)	15.809(013)	...
2454949.63	15.967(016)	15.974(018)	15.661(027)
2454949.63	16.054(018)	15.902(013)	...
2454975.62	17.035(021)	17.166(030)	16.604(061)
2454975.62	17.067(028)	17.246(034)	...
SN 2009ca			
2454929.94	18.020(034)
2454929.95	18.033(041)
2454932.94	18.086(036)	17.667(039)	...
2454932.94	17.999(031)	17.850(048)	...
2454939.90	18.256(050)	18.106(061)	...
2454939.91	18.205(040)	18.064(066)	...
2454945.88	18.357(042)	18.203(059)	...
2454945.88	18.396(054)	18.013(046)	...
2454948.88	18.401(041)	18.135(053)	...
2454948.89	18.554(058)	18.085(056)	...
2454949.86	18.583(064)	18.117(047)	...
2454949.87	18.543(060)	18.267(054)	...
SN 2009dt			
2454961.88	16.078(013)	15.818(013)	15.619(022)
2454961.89	16.061(015)	15.878(016)	15.565(024)
2454965.89	16.070(014)	15.791(014)	15.610(022)
2454965.90	16.064(017)	15.815(013)	15.575(021)
2454967.88	16.102(014)	15.827(016)	15.559(021)
2454967.89	16.053(014)	15.811(011)	15.564(021)
2454973.86	16.228(017)	15.957(015)	15.618(020)
2454973.87	16.240(017)	15.915(014)	15.622(023)
2454975.88	16.321(017)	16.018(014)	15.740(022)
2454975.89	16.314(017)	16.000(015)	15.690(022)

^a Values in parenthesis are 1- σ uncertainties.

Table 8. NIR photometry of SE SNe in the du Pont *natural* system.^a

JD	Y_{dw}	J	H
SN 2004ex			
2453300.74	17.475(021)	17.271(025)	17.268(047)
2453300.75	17.476(022)	17.267(027)	17.280(041)
2453301.71	17.406(027)	17.288(032)	17.167(040)
2453301.72	17.399(027)	17.276(032)	17.219(039)
2453306.68	17.141(027)	16.979(032)	16.973(040)
2453306.69	17.086(030)	16.973(032)	16.856(047)
2453311.67	16.992(026)	16.869(031)	16.735(041)
2453311.68	17.004(026)	16.885(031)	16.760(043)
2453327.67	17.534(028)	17.267(032)	16.956(042)
2453327.67	17.507(028)	17.292(032)	17.027(040)
2453338.61	17.776(028)	17.612(033)	17.317(043)
2453338.62	17.770(029)	17.652(033)	17.265(043)
2453342.62	17.809(027)	17.733(034)	17.357(046)
2453342.63	17.813(034)	17.715(036)	17.287(042)
2453375.55	18.609(031)	18.664(042)	18.026(056)
2453375.56	18.598(035)	18.581(045)	18.024(053)
SN 2004ff			
2453311.79	17.239(018)	17.084(014)	17.187(032)
2453327.77	17.429(020)	17.123(013)	17.094(019)
2453334.85	17.623(022)	17.352(026)	...
2453334.85	17.659(026)	17.395(023)	...
2453335.85	17.400(029)
2453338.77	17.734(022)	17.527(017)	...
2453338.79	...	17.514(016)	...
2453342.77	17.822(028)	17.610(021)	17.518(029)
2453342.77	...	17.614(021)	...
2453386.67	18.944(033)
SN 2004gq			
2453358.79	14.507(013)
2453362.72	14.625(019)	14.564(021)	14.342(016)
2453362.72	14.639(019)	14.572(021)	14.342(015)
2453363.70	14.601(019)	14.551(020)	14.368(015)
2453363.69	14.596(019)
2453366.74	14.559(019)
2453366.75	14.573(021)
2453374.68	14.688(020)	14.522(019)	14.387(018)
2453374.69	14.678(019)	...	14.387(017)
2453385.71	14.967(021)	...	14.714(015)
2453385.70	14.674(014)
2453388.69	15.099(021)	15.194(023)	14.777(015)
2453388.70	15.087(023)	15.215(021)	14.791(016)
2453404.64	15.453(021)	15.681(021)	15.142(016)
2453404.63	...	15.687(022)	15.130(015)
SN 2004gt			
2453363.86	14.228(037)	14.029(030)	13.878(031)
2453363.87	...	14.045(030)	13.796(032)
2453366.85	14.201(032)	13.986(031)	13.819(030)
2453366.86	14.145(040)	13.982(029)	13.809(035)
2453374.82	14.385(035)	14.062(029)	13.852(031)
2453374.83	14.352(035)	14.074(029)	13.835(031)
2453375.84	14.433(036)	14.107(029)	13.854(031)
2453375.84	...	14.092(029)	13.871(031)
2453387.78	14.787(035)	14.482(029)	14.117(031)
2453387.78	14.799(036)	14.488(029)	14.119(031)
SN 2004gv			
2453358.60	17.534(022)	17.300(019)	17.273(031)
2453358.61	17.506(024)	17.366(033)	17.270(027)
2453363.65	17.069(021)	16.853(017)	16.852(042)
2453363.66	17.042(022)	16.920(030)	16.758(032)
2453366.62	16.914(021)	16.696(017)	16.600(024)
2453366.62	16.855(022)	16.696(032)	16.572(021)
2453374.63	16.859(021)	16.628(029)	16.367(026)
2453374.63	16.860(022)	16.612(029)	...
2453375.60	16.880(021)	16.608(029)	16.421(022)
2453375.61	16.866(022)	16.609(029)	16.424(023)
2453386.54	17.114(020)	16.832(020)	16.560(023)
2453386.55	17.117(020)	16.847(017)	16.633(036)
SN 2005aw			
2453456.90	15.185(011)	15.142(013)	...
2453456.90	15.206(011)	15.148(016)	...
2453462.84	15.111(011)	14.979(012)	14.874(013)
2453462.84	15.082(011)	15.002(012)	14.884(013)
2453483.85	15.643(014)	15.564(014)	15.274(025)
2453483.85	15.609(012)	15.529(013)	15.230(026)
SN 2006T			

Table 8 (cont'd)

JD	Y_{dw}	J	H
2453773.80	15.812(022)	15.611(036)	15.549(068)
2453773.81	15.788(022)	15.631(034)	15.468(072)
2453784.71	15.114(019)	15.025(021)	14.936(072)
2453784.72	15.178(021)	15.015(032)	14.878(048)
2453786.72	15.110(025)	15.054(022)	14.907(076)
2453786.72	15.207(021)	15.018(036)	14.874(048)
2453787.70	15.180(020)	15.003(027)	14.804(069)
2453787.71	15.109(024)	14.999(030)	14.818(064)
2453832.60	16.391(028)	16.454(024)	15.993(046)
2453832.61	16.395(030)	16.506(025)	15.974(046)
2453843.60	16.642(026)	16.848(022)	16.179(102)
2453843.61	16.663(021)	16.770(057)	16.286(048)
2453846.57	16.727(029)	16.955(025)	16.379(047)
2453846.58	16.712(030)	16.957(025)	16.344(047)
SN 2006ba			
2453834.58	17.375(064)	17.002(079)	16.812(153)
2453834.59	17.439(058)	16.958(086)	16.887(025)
2453844.54	17.498(070)	17.364(120)	16.945(158)
2453844.55	17.517(072)	17.293(108)	16.890(155)
2453846.53	17.775(030)	17.514(026)	...
2453846.54	17.777(031)	17.515(025)	...
SN 2006bf			
2453835.72	18.212(094)	17.989(137)	17.698(076)
2453835.72	18.317(095)	17.957(037)	17.680(076)
2453844.73	18.559(100)	18.301(141)	17.790(168)
2453844.74	18.623(102)	18.297(140)	17.592(170)
2453846.73	18.563(094)	18.400(138)	17.740(160)
2453846.74	18.575(095)	18.333(139)	17.828(170)
SN 2006ep			
2454017.71	...	17.319(050)	...
2454017.72	...	17.320(027)	...
2454039.64	...	17.919(026)	...
2454039.65	...	17.875(024)	...
2454044.63	...	17.963(066)	...
2454044.63	...	17.975(058)	...
2454049.59	...	18.173(043)	...
2454049.60	...	18.233(050)	...
SN 2006ir			
2454016.64	16.615(026)	16.328(036)	16.231(025)
2454016.65	16.594(027)	...	16.233(025)
2454040.56	17.234(028)	17.065(041)	16.752(027)
2454040.56	17.212(035)	17.001(033)	16.797(029)
SN 2006lc			
2454037.61	17.135(021)	16.831(018)	16.710(020)
2454037.61	...	16.866(019)	16.635(017)
2454039.57	16.955(018)	16.619(031)	16.466(016)
2454039.58	16.994(023)	16.608(032)	16.483(017)
2454044.53	16.805(021)	16.462(026)	16.283(021)
2454044.53	16.740(022)	16.465(025)	16.368(024)
2454048.53	16.826(019)	16.455(024)	16.282(017)
2454048.54	16.804(019)	16.478(026)	16.309(018)
SN 2007C			
2454157.85	16.226(072)	16.224(098)	15.309(159)
2454157.86	16.148(064)	16.245(110)	15.577(149)
2454170.79	16.428(064)	16.646(139)	15.930(162)
2454170.80	16.444(067)	16.584(142)	15.903(147)
2454224.60	17.770(087)	17.638(120)	16.739(127)
2454224.60	17.595(095)	17.771(109)	16.959(148)
SN 2007ag			
2454170.69	17.386(062)	17.051(108)	16.439(138)
2454170.70	17.373(052)	16.923(120)	16.645(165)
2454172.66	17.395(114)	17.009(139)	...
2454172.65	17.538(095)
SN 2007hn			
2454362.59	17.742(016)	17.324(014)	17.250(054)
2454362.60	17.649(021)	17.309(015)	...
2454364.59	17.762(011)	17.284(041)	...
2454364.60	17.731(012)	17.309(041)	...
2454365.58	17.762(011)	17.369(011)	17.317(024)
2454365.59	17.788(011)	17.352(010)	17.206(022)
2454367.61	17.703(023)	17.381(023)	...
2454367.61	17.790(025)
2454426.50	19.302(059)
2454434.54	19.630(042)
SN 2007kj			
2454427.58	18.413(025)	18.847(042)	18.258(050)

Table 8 (cont'd)

JD	Y_{dw}	J	H
2454427.58	18.426(023)	...	18.372(059)
	SN 2007rz		
2454457.68	17.043(009)	16.877(017)	16.488(017)
2454457.68	17.075(009)	16.863(016)	16.450(026)
2454466.72	17.535(013)	17.291(026)	...
2454466.72	17.550(016)
2454492.58	18.366(025)	...	17.464(026)
2454492.59	18.494(023)	...	17.410(044)
	SN 2007Y		
2454158.53	15.450(007)	15.408(019)	15.259(035)
2454159.53	15.328(009)	15.254(053)	15.168(037)
2454169.52	15.057(009)	14.873(013)	14.739(076)
2454170.51	15.091(009)	14.846(013)	14.736(076)
2454171.51	15.120(009)	14.924(012)	14.745(067)
2454172.51	15.157(009)	14.936(012)	14.765(067)
	SN 2008aq		
2454543.91	15.649(018)	15.450(021)	15.218(054)
2454543.91	15.659(018)	15.452(021)	15.243(054)
2454554.88	15.902(018)	15.864(021)	15.499(054)
2454554.89	15.924(018)	15.871(021)	15.504(070)
2454599.72	16.927(016)	17.408(020)	16.865(049)
2454599.72	16.918(016)	17.434(021)	16.834(049)
	SN 2009K		
2454874.55	15.462(009)	15.335(010)	15.245(013)
2454874.55	15.441(009)	15.346(010)	15.238(014)
	SN 2009Z		
2454959.71	18.930(126)
	SN 2009bb		
2454935.51	15.127(011)	14.975(011)	14.881(018)
2454935.52	15.151(012)	14.959(011)	...
2454937.59	15.223(011)	15.092(012)	15.000(018)
2454937.59	15.174(013)	15.112(011)	...
	SN 2009ca		
2454937.89	18.090(036)	17.875(022)	17.900(047)
2454937.89	18.146(029)	17.959(022)	...

^a Values in parenthesis are 1- σ uncertainties.