

Discrete Extremes

Adrien Hitz, Richard Davis and Gennady Samorodnitsky

Our contribution is to widen the scope of extreme value analysis applied to discrete-valued data. Extreme values of a random variable X are commonly modeled using the generalized Pareto distribution, a method that often gives good results in practice. When X is discrete, we propose two other methods using a discrete generalized Pareto and a generalized Zipf distribution respectively. Both are theoretically motivated and we show that they perform well in estimating rare events in several simulated and real data cases such as word frequency, tornado outbreaks and multiple births.

1 Introduction

Extreme quantile estimation is an important but difficult problem in statistics, especially when the quantile is beyond the range of the data. In the univariate case, extreme value theory motivates the choice of a parametric family called the generalized Pareto distribution (GPD) which is used to model the tail and estimate the probability of rare events (Pickands [1975]). Let X be a random variable taking values in $[0, x_F)$ with survival function \bar{F}_X , where $x_F \in \mathbb{R}_+ \cup \{\infty\}$ and $\mathbb{R}_+ = (0, \infty)$. Suppose that there exists a strictly positive sequence a_u such that

$$a_u^{-1}(X - u) \mid X \geq u \xrightarrow{d} Z, \quad (1)$$

as $u \rightarrow x_F$, for some Z following a non-degenerate probability distribution on $[0, \infty)$, where \xrightarrow{d} denotes weak convergence. A stunning result is that this assumption is sufficient to characterize the limiting distribution: Z follows a generalized Pareto distribution (GPD), defined by its survival function

$$1 - F_{\text{GPD}}(x; \sigma, \xi) = \bar{F}_{\text{GPD}}(x; \sigma, \xi) = \left(1 + \xi \frac{x}{\sigma}\right)^{-1/\xi} \mathbf{1}_{\{x < \tau\}}, \quad x \geq 0,$$

with $\tau = \infty$ if $\xi \geq 0$, $\tau = \sigma/|\xi|$ if $\xi < 0$, where $\mathbf{1}_{\{x < \tau\}}$ is 1 if $x < \tau$ and 0 otherwise, and $\sigma > 0$. We use the convention that if $\xi = 0$, then $(1 + \xi x)^{1/\xi} = e^x$. Condition (1), written as $X \in \text{MDA}_\xi$, means that X is in the maximum domain of attraction of an extreme value distribution with shape parameter ξ (see e.g. Resnick [1987]). Sometimes one says that the

Adrien Hitz, University of Oxford, 24-29 St Giles, Oxford OX1 3LB, UK.

Gennady Samorodnitsky, Cornell University, 220 Rhodes Hall, Ithaca, NY.

Richard Davis, Columbia University, 1255 Amsterdam Avenue, New York, NY.

law F of X is in MDA_ξ . In this case, the sequence of cumulative distribution functions of $a_u^{-1}(X - u) \mid X \geq u$ converges uniformly to F_{GPD} on $[0, \infty)$. Thus, for large u ,

$$P(X - u > x \mid X \geq u) = P\{a_u^{-1}(X - u) > a_u^{-1}x \mid X \geq u\}$$

is often approximated by

$$\approx \bar{F}_{\text{GPD}}(x; \sigma a_u, \xi), \quad (2)$$

motivating the approximation of the distribution of exceedances of X above a large threshold u by a GPD (Davison and Smith [1990]). In the continuous case, where X is assumed to have a continuous distribution, most common distributions belong to some maximum domain of attraction, and the GPD approximation to the tail of the distribution can be applied. This approximation often works well in practice, although it can be poor when u is not large enough, for instance if X is normal and u is around the 90th percentile of its distribution.

Two issues are apparent with applying the GPD method of approximating the distribution tail to a discrete distribution. First, a necessary condition for a discrete distribution F_X to be in some maximum domain of attraction in the case $x_F = \infty$ is that F_X is long-tailed, i.e., $\bar{F}_X(u+1)/\bar{F}_X(u) \rightarrow 1$ as $u \rightarrow \infty$, see Shimura [2012] and Anderson [1970, 1980]. Without being in a maximum domain of attraction the GPD approximation (2) does not necessarily apply. Note that many common discrete distributions, including geometric, Poisson and negative binomial distributions, are not long-tailed. The second issue in approximating a discrete distribution by a GPD, a continuous distribution, is that ties are not allowed. To overcome these limitations, we suggest two alternative methods of modeling the tails of discrete observations, each one relying on a specific assumption on the underlying distribution. For this work, we will only consider approximations to distributions with infinite support.

We say that a discrete random variable X with non-negative values is in the discrete maximum domain of attraction, which we write as $X \in \text{D-MDA}_\xi$, if there exists a random variable $Y \in \text{MDA}_\xi$ with $\xi \geq 0$ such that $\Pr(X \geq k) = \Pr(Y \geq k)$ for $k = 0, 1, 2, \dots$, i.e., the equality in distribution, $X \stackrel{d}{=} \lfloor Y \rfloor$, holds. We call Y an extension of X and such an extension is not unique. Shimura [2012] showed that $X \in \text{MDA}_\xi$ for some $\xi \geq 0$ if and only if $X \in \text{D-MDA}_\xi$ and X is long-tailed. It was also shown by Shimura [2012] that geometric, Poisson and negative binomial distributions are in D-MDA . This set is, therefore, strictly larger than the set of all discrete distributions in MDA_ξ .

Let $X \in \text{D-MDA}_\xi$ and $Y \in \text{MDA}_\xi$ be the corresponding extension satisfying $X \stackrel{d}{=} \lfloor Y \rfloor$. Then, for large integers u ,

$$P(X - u = k \mid X \geq u) = P(Y - u \geq k \mid Y \geq u) - P(Y - u \geq k + 1 \mid Y \geq u)$$

which we will approximate as in (2) by

$$\approx p_{\text{D-GPD}}(k; \sigma a_u, \xi), \quad (3)$$

where $p_{\text{D-GPD}}$ is the probability mass function of the discrete generalized Pareto distribution (D-GPD) defined by

$$p_{\text{D-GPD}}(k; \sigma, \xi) = \bar{F}_{\text{GPD}}(k; \sigma, \xi) - \bar{F}_{\text{GPD}}(k+1; \sigma, \xi), \quad (4)$$

for $k = 0, 1, 2, \dots$. The discrete generalized Pareto distribution has been used by Prieto et al. [2014] to model road accidents, while various aspects of discrete Pareto-type distributions were studied in Krishna and Pundir [2009], Buddana and Kozubowski [2014], and Kozubowski et al. [2015]. Notice that the scale parameter in (3) is undetermined since the extension Y is non-unique.

We now discuss an alternative assumption on the distribution of the discrete random variable X that will allow us to construct another approximation of its tail. Let p_X be the probability mass function of X and suppose that there exists a non-negative random variable $Y \in \text{MDA}_{\xi/(1+\xi)}$ with $\xi \geq 0$ such that $p_X(k) = c \bar{F}_Y(k)$ for $k = d, d+1, d+2, \dots$, for some $c > 0$ and $d \in \mathbb{N}_0 = \{0, 1, \dots\}$. We denote this condition by $p_X \in \text{D-MDA}_{\xi/(1+\xi)}$ and call \bar{F}_Y an extension of p_X . Then for large integers u ,

$$\begin{aligned} P(X - u = k \mid X \geq u) &= \frac{p_X(u+k)/p_X(u)}{\sum_{i=0}^{\infty} p_X(u+i)/p_X(u)} \\ &= \frac{P(Y > u+k)/P(Y > u)}{\sum_{i=0}^{\infty} P(Y > u+i)/P(Y > u)} \end{aligned}$$

which can be approximated as in (2),

$$\approx p_{\text{GZD}}(k; (1+\xi)\sigma a_u, \xi), \quad (5)$$

where

$$p_{\text{GZD}}(k; \sigma, \xi) = \frac{(1 + \xi \frac{k}{\sigma})^{-1/\xi-1}}{\sum_{i=0}^{\infty} (1 + \xi \frac{i}{\sigma})^{-1/\xi-1}}, \quad k = 0, 1, 2, \dots \quad (6)$$

We call the probability mass function in (6) generalized Zipf distribution (GZD). In the case $\xi > 0$, the GZD is a Zipf–Mandelbrot distribution whose probability mass function is usually written in the form $p(k) = (k+q)^{-s}/H_{s,q}$, for $k = 0, 1, 2, \dots$, $s > 1$ and $q > 0$, where $H_{s,q}$ is the Hurwitz-Zeta function (Mandelbrot [1953]). The GZD is of this form with $s = 1 + 1/\xi$ and $q = \sigma/\xi$. When $q = 1$ the distribution is a Zipf law which is sometimes presented as the counterpart of the Pareto distribution because its probability mass function, after a shift, can be written in a homogeneous form (Arnold [1983]). Zipf-type families of discrete distributions have been fitted to various data sets such as word

frequencies (Booth [1967]), city sizes (Gabaix [1999]), company sizes (Axtell [2001]) and numbers of website hits (Clauset et al. [2009]). In the case $\xi = 0$, the generalized Zipf distribution is a geometric distribution with probability of success $p = 1 - e^{-1/\sigma}$ (and so is the discrete generalized Pareto distribution).

We will show that the geometric, Poisson and negative binomial probability mass functions belong to D-MDA_0 , so the tail approximation (5) makes sense in these cases. In addition, we will see that $p_X \in \text{D-MDA}_{\xi/(1+\xi)}$ for $\xi \geq 0$ implies $X \in \text{MDA}_\xi$ (under an additional condition in the case $\xi = 0$).

Equations (3) and (5) motivate the approximation of the tails of some discrete distributions by a D-GPD and GZD, respectively. If $\xi \geq 0$, then

$$\sup_{k=0,1,2,\dots} \left| \frac{f_{\text{GPD}}(k; \sigma, \xi)}{q(k; \sigma, \xi)} - 1 \right| \xrightarrow{\sigma \rightarrow \infty} 0,$$

for either $q = p_{\text{D-GPD}}$ or $q = p_{\text{GZD}}$. One thus expects the GPD, D-GPD and GZD approximations to give similar results when the scale parameter σ is large.

In Section 2, we justify theoretically the three approximations in the case $\xi > 0$ by showing that if $p_X \in \text{MDA}_{\xi/(1+\xi)}$, then for any sequence $k_u \subset \mathbb{N}_0$ such that $\sup_u k_u/u < \infty$,

$$\frac{P(X = k_u + u \mid X \geq u)}{q(k_u; \xi u, \xi)} \rightarrow 1, \quad k = 0, 1, 2, \dots,$$

where $q \equiv f_{\text{GPD}}$, $p_{\text{D-GPD}}$ and p_{GZD} (see Theorem 2.3 and Proposition 2.4). A similar justification is provided in the case $\xi = 0$ for the D-GPD and GZD approximations (Theorem 2.5). We further present an important invariance property satisfied by the D-GPD (Proposition 2.7).

In Section 3, we simulate data from different discrete distributions and compare the ability of the three approximations for estimating the probability of regions far from the origin. The D-GPD and GZD approximations outperform the GPD when there are many tied observations, otherwise the results are similar. As opposed to the GZD, the D-GPD has a closed-form survival and probability mass function allowing for an exact likelihood based inference.

In Section 4, we study a data set counting the occurrence of British words in a corpus and show that the three distributions are appropriate to describe the tails of these word frequencies. We also use the D-GPD and GZD to model the length of French words, the number of tornado outbreaks in the United States over 50 years, and the number of births in the United States in the last 20 years, illustrating how they offer potential methods for estimating the probability of rare events when the data are discrete.

2 Theoretical Results

In this section we describe a number of properties of the approximation procedures introduced in Section 1.

Proposition 2.1. *If $X \in D\text{-MDA}_\xi$, then there exists a positive sequence $(a_u, u = 1, 2, \dots)$ such that*

$$\lim_{u \in \mathbb{N}_0, u \rightarrow \infty} \sup_{k=0,1,2,\dots} |P(X = u + k \mid X \geq u) - p_{D\text{-GPD}}(k; a_u, \xi)| = 0, \quad (7)$$

where $p_{D\text{-GPD}}$ is defined in (4).

We remark that if $a_u \rightarrow \infty$, then the result is less interesting because the two terms in (7) converge to 0.

Proof. By assumption, there exists a random variable $Y \in \text{MDA}_\xi$ for $\xi \geq 0$ and a positive function $(\tilde{a}_u, u > 0)$ such that $X \stackrel{d}{=} \lfloor Y \rfloor$ and the sequence of functions $P(\tilde{a}_u^{-1}(Y - u) \geq x \mid Y \geq u)$, $x \geq 0$, converges uniformly, as $u \rightarrow \infty$, to the function $\bar{F}_{\text{GPD}}(x; \sigma, \xi)$, $x \geq 0$, for some $\sigma > 0$ and $\xi \geq 0$. For a positive integer u we let $a_u = \tilde{a}_u \sigma$. Then

$$\begin{aligned} & \sup_{k=0,1,2,\dots} |P(X = u + k \mid X \geq u) - p_{D\text{-GPD}}(k; a_u, \xi)| \\ &= \sup_{k=0,1,2,\dots} \left| P(\tilde{a}_u^{-1}(Y - u) \geq \tilde{a}_u^{-1}k \mid Y \geq u) - P(\tilde{a}_u^{-1}(Y - u) \geq \tilde{a}_u^{-1}(k + 1) \mid Y \geq u) \right. \\ & \quad \left. - \bar{F}_{\text{GPD}}(k; a_u, \xi) + \bar{F}_{\text{GPD}}(k + 1; a_u, \xi) \right| \\ & \leq 2 \sup_{x \geq 0} |P(\tilde{a}_u^{-1}(Y - u) \geq x \mid Y \geq u) - \bar{F}_{\text{GPD}}(x; \sigma, \xi)| \rightarrow 0 \end{aligned}$$

as $u \rightarrow \infty$ over the integers. □

The following auxiliary lemma is elementary (as the sum can be sandwiched between two integrals).

Lemma 2.2. *If $\xi > 0$, then, as $u \rightarrow \infty$,*

$$u^{1/\xi} H_{1+1/\xi, u} \rightarrow \xi,$$

where $H_{s,q} = \sum_{i=0}^{\infty} (q + i)^{-s}$ is the Hurwitz-Zeta function.

Recall that a positive and measurable function f on $[1, \infty)$ is regularly varying if there exists a positive function ℓ such that

$$\lim_{u \rightarrow \infty} \frac{f(ux)}{f(u)} \rightarrow \ell(x), \quad x \geq 1.$$

In this case, there exists $\alpha \in \mathbb{R}$ such that $\ell(x) = x^\alpha$ and we write $f \in \text{RV}_\alpha$ (see e.g. Bingham et al. [1989]). If $f \in \text{RV}_{-\alpha}$ for $\alpha \geq 0$, then

$$\lim_{u \rightarrow \infty} \sup_{x \in [1, b]} \left| \frac{f(ux)}{f(u)} - x^{-\alpha} \right| \rightarrow 0, \quad (8)$$

for $b = \infty$ if $\alpha > 0$, and for any $b < \infty$ if $\alpha = 0$. If $f \in \text{RV}_{-\alpha}$ for $\alpha > 0$, then by Potter's bounds (see e.g. Resnick [1987]) for any $\epsilon > 0$ there is $u_\epsilon \in (0, \infty)$ such that

$$e^{-\epsilon} x^{-\alpha-\epsilon} \leq \frac{f(ux)}{f(u)} \leq e^\epsilon x^{-\alpha+\epsilon}, \quad x \geq 1, \quad (9)$$

for $u \geq u_\epsilon$. We say that X is regularly varying if $\bar{F}_X \in \text{RV}_{-\alpha}$ for some $\alpha > 0$, a necessary and sufficient condition for $X \in \text{MDA}_{1/\alpha}$.

The following result sheds some light on the approximation suggested in (5).

Theorem 2.3. *If $p_X \in D\text{-MDA}_{\xi/(1+\xi)}$ for $\xi > 0$, then $X \in \text{MDA}_\xi$ and for any sequence of nonnegative integers $(k_u, u = 1, 2, \dots)$ such that $\sup_u k_u/u < \infty$,*

$$\lim_{u \in \mathbb{N}_0, u \rightarrow \infty} \frac{P(X = k_u + u \mid X \geq u)}{p_{\text{GZD}}(k_u; \xi u, \xi)} = 1. \quad (10)$$

Proof. By assumption, there exists a survival function \bar{F} such that $\bar{F}(k) = c p_X(k)$ for $c > 0$, k large enough and $\bar{F} \in \text{RV}_{-1/\xi-1}$. The last condition is equivalent to $\bar{F}(\lfloor \cdot \rfloor) \in \text{RV}_{-1/\xi-1}$ (Shimura [2012]). Therefore,

$$\begin{aligned} \frac{\Pr(X \geq ux)}{\Pr(X \geq u)} &= \frac{\sum_{i=\lceil ux \rceil}^{\infty} p_X(i)}{\sum_{i=u}^{\infty} p_X(i)} = \frac{\int_{ux}^{\infty} \bar{F}(\lfloor y \rfloor) dy - \int_{ux}^{\lceil ux \rceil} \bar{F}(\lfloor y \rfloor) dy}{\int_u^{\infty} \bar{F}(\lfloor y \rfloor) dy} \\ &= \frac{u \int_x^{\infty} \bar{F}(\lfloor uz \rfloor) / \bar{F}(\lfloor u \rfloor) dz - (\lceil ux \rceil - ux) \bar{F}(\lfloor ux \rfloor) / \bar{F}(\lfloor u \rfloor)}{u \int_1^{\infty} \bar{F}(\lfloor uz \rfloor) / \bar{F}(\lfloor u \rfloor) dz} \rightarrow x^{-1/\xi}, \quad x \geq 1, \end{aligned}$$

applying (9) and dominated convergence. Thus, $\bar{F}_X \in \text{RV}_{-1/\xi}$ and $X \in \text{MDA}_\xi$.

For the second part of the theorem, we have

$$\frac{P(X = k_u + u \mid X \geq u)}{p_{\text{GZD}}(k_u; \xi u, \xi)} = \frac{\bar{F}(u + k_u) / \bar{F}(u)}{(1 + k_u/u)^{-1/\xi-1}} \frac{\sum_{i=0}^{\infty} (1 + i/u)^{-1/\xi-1}}{\sum_{i=0}^{\infty} \bar{F}(u + i) / \bar{F}(u)}.$$

By the uniform convergence (8) and the fact that k_u grows at most linearly fast, we conclude that

$$\frac{\bar{F}(u + k_u) / \bar{F}(u)}{(1 + k_u/u)^{-1/\xi}} \rightarrow 1,$$

as $u \rightarrow \infty$ over the integers. Second, Lemma 2.2 yields

$$u^{-1} \sum_{i=0}^{\infty} (1 + i/u)^{-1/\xi-1} \rightarrow \xi.$$

Third, it follows from (9) that for $\epsilon \in (0, 1/\xi)$, there exists $u_\epsilon > 0$ such that for $u \geq u_\epsilon$,

$$u^{-1} \sum_{i=0}^{\infty} \bar{F}(u+i)/\bar{F}(u) \leq u^{-1} e^\epsilon \sum_{i=0}^{\infty} \left(1 + \frac{i}{u}\right)^{-1-1/\xi+\epsilon} \rightarrow \frac{\xi e^\epsilon}{1-\xi\epsilon},$$

using again Lemma 2.2. A lower bound is found in the same manner and we let $\epsilon \rightarrow 0$ to conclude. \square

We now present a tail equivalence property between the probability mass and density functions of the GZD, D-GPD and GPD. A direct consequence is that the denominator p_{GZD} in (10) can be replaced either by $p_{\text{D-GPD}}$ or by f_{GPD} .

Proposition 2.4. *If $\xi \geq 0$, then*

$$\lim_{\sigma \rightarrow \infty} \sup_{k=0,1,2,\dots} \left| \frac{p_{\text{D-GPD}}(k; \sigma, \xi)}{p_{\text{GZD}}(k; \sigma, \xi)} - 1 \right| = \lim_{\sigma \rightarrow \infty} \sup_{k=0,1,2,\dots} \left| \frac{p_{\text{D-GPD}}(k; \sigma, \xi)}{f_{\text{GPD}}(k; \sigma, \xi)} - 1 \right| = 0.$$

Proof. Suppose first that $\xi > 0$. Then

$$\begin{aligned} \frac{p_{\text{D-GPD}}(k; \sigma, \xi)}{f_{\text{GPD}}(k; \sigma, \xi)} &= \frac{(1 + \xi \frac{k}{\sigma})^{-1/\xi} - (1 + \xi \frac{k+1}{\sigma})^{-1/\xi}}{\frac{1}{\sigma} (1 + \xi \frac{k}{\sigma})^{-1/\xi-1}} \\ &= \left\{ 1 - \left(1 + \frac{\xi}{\sigma + \xi k}\right)^{-1/\xi} \right\} (\sigma + \xi k) \rightarrow 1, \end{aligned}$$

uniformly in $k = 0, 1, 2, \dots$. Furthermore,

$$\sup_{k=0,1,2,\dots} \frac{f_{\text{GPD}}(k; \sigma, \xi)}{p_{\text{GZD}}(k; \sigma, \xi)} = \sigma^{-1} \sum_{i=0}^{\infty} (1 + \xi i/\sigma)^{-1/\xi-1} \rightarrow 1$$

by Lemma 2.2. In the case $\xi = 0$,

$$p_{\text{D-GPD}}(k; \sigma, 0)/f_{\text{GPD}}(k; \sigma, 0) = p_{\text{GZD}}(k; \sigma, 0)/f_{\text{GPD}}(k; \sigma, 0) = \sigma(1 - e^{-1/\sigma}) \rightarrow 1$$

as $\sigma \rightarrow \infty$. \square

Next we extend Theorem 2.3 to the case $\xi = 0$. Recall that a distribution F is in MDA_0 if and only if the survival function has a representation

$$\bar{F}(x) = c(x) \exp \left\{ - \int_0^x \frac{1}{a(y)} dy \right\}, \quad -\infty < x < x_F, \quad (11)$$

where $c(\cdot)$ is a positive function with $c(x) \rightarrow c > 0$ as $x \uparrow x_F$, and $a(\cdot)$ is a positive, differentiable function $a(\cdot)$ with $\lim_{x \uparrow x_F} a'(x) = 0$. If $c(x) = c$ on (d, x_F) for some $d < x_F$, then we say that the distribution F satisfies the von Mises condition. The function $a(\cdot)$ in (11) is sometimes called the auxiliary function. Note, however, that it is only uniquely defined (on (d, x_F)) under the von Mises condition; see Embrechts et al. [2013]. Recall that in the sequel we only consider the case of unbounded support, i.e. $x_F = \infty$.

Theorem 2.5. *Suppose that $p_X \in D\text{-MDA}_0$ and, moreover, that a distribution F such that $p_X(k) = \bar{F}(k)$ has the property that an auxiliary function of \bar{F} satisfies $\lim_{x \rightarrow \infty} a(x) = \sigma \in [0, \infty]$. Then*

$$\lim_{u \in \mathbb{N}_0, u \rightarrow \infty} P(X = k + u \mid X \geq u) = p_{Ge}(k; \sigma), \quad k = 0, 1, 2, \dots, \quad (12)$$

where $p_{Ge}(k; \sigma) = (1 - e^{-1/\sigma}) e^{-k/\sigma}$ is the probability mass function of a geometric distribution if $0 < \sigma < \infty$, and $p_{Ge}(k; \infty) = p_{Ge}(k; 0) = 0$. Furthermore, if $\sigma \in [0, \infty)$, then $X \in D\text{-MDA}_0$.

Proof. Note that for large integers u ,

$$P(X = k + u \mid X \geq u) = \frac{\bar{F}(k + u)/\bar{F}(u)}{\sum_{i=0}^{\infty} \bar{F}(i + u)/\bar{F}(u)}. \quad (13)$$

We have for every $i = 0, 1, 2, \dots$,

$$\bar{F}(i + u)/\bar{F}(u) = \frac{c(i + u)}{c(u)} \exp \left\{ - \int_0^i 1/a(u + y) dy \right\} \rightarrow e^{-i/\sigma}$$

as $u \rightarrow \infty$. If $0 < \sigma < \infty$, then the dominated convergence theorem gives us

$$\sum_{i=0}^{\infty} \bar{F}(i + u)/\bar{F}(u) \rightarrow \sum_{i=0}^{\infty} e^{-i/\sigma} = 1/(1 - e^{-1/\sigma}),$$

and (12) follows. If $\sigma = \infty$,

$$\sum_{i=0}^{\infty} \bar{F}(i + u)/\bar{F}(u) \rightarrow \infty$$

by Fatou's lemma, and (12), once again, follows. If $\sigma = 0$, the claim follows from the fact that the denominator in (13) cannot be smaller than 1.

For the second part of the proposition, it follows from

$$p_X(n) = c(n) \exp \left\{ - \int_0^n \frac{1}{a(y)} dy \right\}$$

for all n and $a(y) \rightarrow \sigma \in [0, \infty)$ that

$$\lim_{n \rightarrow \infty} \frac{p_X(n)}{P(X \geq n)} = 1 - e^{-1/\sigma} \in (0, \infty),$$

which immediately implies that $X \in D\text{-MDA}_0$ as well. \square

To summarize, for a discrete random variable X , the conditions $X \in \text{MDA}$, $X \in D\text{-MDA}$ and $p_X \in D\text{-MDA}$ are related to each other as follows. If $\xi \geq 0$, then $X \in \text{MDA}_\xi$ if and only if $X \in D\text{-MDA}_\xi$ and X is long-tailed. If $\xi > 0$, then $p_X \in D\text{-MDA}_{\xi/(1+\xi)}$ implies

$X \in \text{D-MDA}_\xi$; the same implication holds in the case $\xi = 0$ if the auxiliary function of the extension of p_X satisfies $a(x) \rightarrow \sigma \in (0, \infty)$ as $x \rightarrow \infty$.

The condition $p_X \in \text{D-MDA}$ is satisfied, among others, by the Zipf–Mandelbrot, geometric, Poisson and negative binomial distributions, as shown in the next example.

Example 2.6. The probability mass function of a Zipf–Mandelbrot distribution with parameters $s > 1$ and $q > 0$ is in $\text{D-MDA}_{1/s}$ because it is regularly varying of order $-s$.

The probability mass function of a geometric distribution belongs to D-MDA_0 as it coincides up to a constant with the survival function of an exponential distribution. The latter distribution clearly satisfies the von Mises condition and thus is a member of MDA_0 . The auxiliary function is, in fact, equal (eventually) to $1/\lambda$, where λ is the rate of the exponential distribution.

The probability mass function p of a Poisson distribution with rate $\lambda > 0$ coincides on $k = 0, 1, 2, \dots$ with the function

$$g(x) = \frac{\lambda^x e^{-\lambda}}{\Gamma(x+1)},$$

a continuous function on \mathbb{R}_+ satisfying $\lim_{x \rightarrow \infty} g(x) = 0$. Moreover,

$$\frac{d}{dx} \log g(x) = -\psi_0(x+1) + \log \lambda,$$

where ψ_0 is the polygamma function of order 0. Since $\psi_0(x) \rightarrow \infty$ as $x \rightarrow \infty$, we see that $g'(x) < 0$ for x sufficiently large. Therefore, $\bar{F}_Y(x) = g(x)/g(d)$ is a survival function on $[d, \infty)$ for some $d \geq 0$. Furthermore,

$$\frac{d}{dx} \left(-\frac{1}{g'(x)} \right) = -\frac{\psi_1(x+1)}{(\psi_0(x+1) - \log \lambda)^2},$$

where $\psi_1 = \psi_0'$ is the polygamma function of order 1. Since $\psi_1(x) \rightarrow 0$ as $x \rightarrow \infty$, we conclude that F satisfies the von Mises condition, with the auxiliary function $a(x) = (\psi_0(x+1) - \log \lambda)^{-1} \rightarrow 0$ as $x \rightarrow \infty$. Therefore, the Poisson probability mass function is in D-MDA_0 .

Similarly, the probability mass function of the negative binomial distribution with probability of success $p \in (0, 1)$ and number of successes $r > 0$ is also in D-MDA_0 because it coincides on $\{0, 1, 2, \dots\}$ with the function

$$g(x) = \frac{p^r}{\Gamma(r)} \frac{\Gamma(x+r)}{\Gamma(x+1)} (1-p)^x,$$

a continuous function on \mathbb{R}_+ . It is simple to check that $\lim_{x \rightarrow \infty} g(x) = 0$, and $g'(x) < 0$ for x large enough, so that $\bar{F}_Y(x) = g(x)/g(d)$ is a survival function on $[d, \infty)$ for some $d \geq 0$.

Furthermore, $g(x) \sim cx^{r-1}(1-p)^x$ for large x , where c is a positive constant. Therefore, \bar{F}_Y is of the form (11) with the auxiliary function

$$a(x) = \frac{1}{-\log(1-p) - (r-1)/x}, \quad x \text{ large,}$$

and so it converges to $-1/\log(1-p)$ as $x \rightarrow \infty$.

We conclude this section with a discussion designed to provide some intuition on how the approximation methods suggested above differ, assuming that both apply in a given situation. First of all, one would expect the D-GPD and GZD approximations to perform similarly when ξ is close to zero because both approximating distributions coincide with a geometric distribution when $\xi = 0$. Second, Proposition 2.4 suggests that, regardless of the underlying justification, if one uses either $p_{\text{D-GPD}}(k; \sigma, \xi)$, $f_{\text{GPD}}(k; \sigma, \xi)$ or $p_{\text{GZD}}(k; \sigma, \xi)$ as an approximation to $P(X - u = k \mid X \geq u)$, one should not expect major differences as long as one chooses the scale parameter σ to be large. This would always be the case if X is long-tailed, since the scale parameter is chosen to be proportional to the normalization sequence a_u defined in (1), which grows to infinity if and only if X is long-tailed.

When using a continuous distribution, such as the generalized Pareto distribution, to approximate the probabilities related to a discrete distribution, it is also common to use a ‘‘continuity correction’’ and shift the argument in the continuous approximation by some $\delta \in [0, 1)$. In our situation this amounts to replacing $f_{\text{GPD}}(k; \sigma, \xi)$ by $f_{\text{GPD}}(k + \delta; \sigma, \xi)$, some $\delta \in [0, 1)$. When $\xi > 0$, it is elementary to check that, as $\sigma \rightarrow \infty$,

$$\frac{p_{\text{D-GPD}}(\sigma, \xi)(k)}{f_{\text{GPD}}(\sigma, \xi)(k + \delta)} = 1 + \frac{(1 + \xi)(2\delta - 1)}{2\sigma} + O(\sigma^{-2})$$

for every $k = 0, 1, 2, \dots$. Therefore, the approximations by $p_{\text{D-GPD}}(\sigma, \xi)(k)$ and $f_{\text{GPD}}(k + \delta; \sigma, \xi)$ with large σ are most similar when $\delta = 1/2$, a property that will be illustrated in the empirical part. Similarly, in the case $\xi = 0$, as $\sigma \rightarrow \infty$,

$$\frac{p_{\text{D-GPD}}(\sigma, \xi)(k)}{f_{\text{GPD}}(\sigma, \xi)(k + \delta)} = \sigma e^{\delta/\sigma} (1 - e^{-1/\sigma}) = 1 + \frac{2\delta - 1}{2\sigma} + O(\sigma^{-2})$$

for every $k = 0, 1, 2, \dots$, and the fastest convergence to the unity is again found when $\delta = 1/2$.

The final result of this section accomplishes two things. Its first part is related to the well-known invariance property of the generalized Pareto distribution: its residual lifetime is again generalized Pareto distributed. More precisely, if Y has the generalized Pareto distribution with scale parameter σ and shape parameter $\xi \geq 0$, then the exceedance $Y - u$ has, given $Y \geq u$, the generalized Pareto distribution with scale parameter $\sigma + \xi u$ and shape parameter ξ , for all $u \geq 0$. This invariance property is important when approximating

the exceedance distribution using generalized Pareto distributions because changing the threshold does not alter the distributional assumptions used in the approximation. It is easily checked that the D-GPD has an analogous property. Moreover, the D-GPD also exhibits the property that discretizing a GPD using different types of rounding does not affect the fact that a D-GPD is obtained, and the shape parameter remains invariant.

Proposition 2.7. *Let Y follow a GPD with scale parameter $\sigma > 0$ and shape parameter $\xi \geq 0$. Let $0 < h \leq 1$. If $X = \lfloor \lambda Y + 1 - h \rfloor$, then for any integer $u \geq 1 - h$, the distribution of $X - u \mid X \geq u$ is a D-GPD with shape parameter $\lambda\sigma + \xi(u + h - 1)$ and scale parameter ξ .*

3 Empirical Results

We now assess the performance of the generalized Pareto distribution (GPD), the discrete generalized Pareto distribution (D-GPD) and the generalized Zipf distribution (GZD) approximations for estimating extreme quantiles from several simulated and real data sets, starting with a simple example to illustrate the methods.

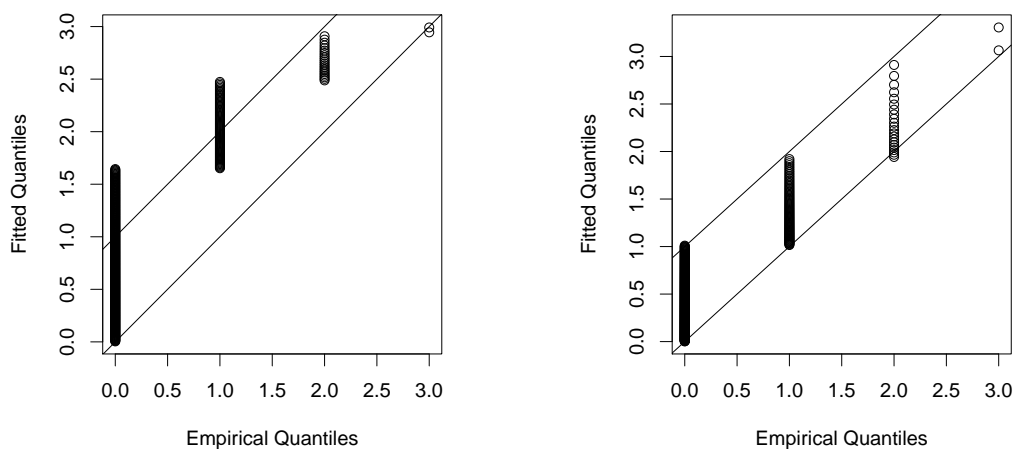


Figure 1: Quantile-quantile plots for the fit of a GPD (left) and D-GPD (right) to $X - 3 \mid X \geq 3$, where X is Poisson distributed with rate 1 and the sample size is 5000. A good fit occurs on the right because the points are contained between the two lines, but not on the left.

3.1 Simulated Data

Let X be Poisson distributed with rate $\lambda = 1$ and consider an i.i.d. sample of size $n = 5000$. We are interested in inferring the distribution of the exceedances $X - u \mid X \geq u$ above a

large threshold u , say $u = 3$ which is the 95th empirical percentile of the data in this case. Since $X \in \text{D-MDA}_0$, we can approximate the distribution of $X - u \mid X \geq u$ by a D-GPD as explained in Section 1. Moreover, p_X , the probability mass function of X , also belongs to D-MDA_0 and satisfies the additional assumption in Theorem 2.5 as shown in Example 2.6, motivating the D-GPD and GZD approximations. However, X is not in MDA and thus the GPD approximation does not necessarily apply. In order to compare these three approximations, we fit a GPD, D-GPD and GZD to the observations above $u = 3$, estimating their two parameters σ and ξ by maximum likelihood. Figure 1 compares the fitted quantiles of the GPD (left) and D-GPD (right) relative to the empirical quantiles. Since the data are discrete, we applied a slightly different graphical method than the standard quantile-quantile (QQ) plots: $F_{\text{GPD}}^{-1}\{i/(n+1); \sigma, \xi\}$, for $i = 1, \dots, n$, were plotted against empirical quantiles, where (σ, ξ) are the estimated parameters. A good fit occurs when the points accumulate between the two diagonal lines in Figure 1 and touch the bottom line, as would be the case if the quantiles of a continuous random variable Y were plotted against those of $\lfloor Y \rfloor$. One clearly sees that the D-GPD fits well the observations compared to the GPD which delivers a poor fit. We mention that the D-GPD and GZD approximations produce very similar estimates in this case; the QQ-plot of the GZD (not displayed here) looks visually identical to the one of the D-GPD. The estimated scale parameters σ for the GPD, D-GPD and GZD are 1.91, 0.71 and 0.69 respectively. Increasing λ would increase these estimates and render the three methods indistinguishable as expected from Proposition 2.4.

We now compare the performances of the GPD, D-GPD and GZD approximations in estimating the probability of a rare event in the following simulated case. Let

$$Y \sim \text{IG}(2, 1), \quad X = \lfloor Y \rfloor, \quad (14)$$

where $\text{IG}(\alpha, \beta)$ denotes an inverse-gamma distribution with probability density function $f(x) = \Gamma(\alpha)^{-1} \beta^\alpha x^{-\alpha-1} \exp(-\beta/x)$, $x > 0$. We repeat 500 times the experiment described below. An i.i.d. sample of size 8000 is drawn from the distribution of X . From these observations, the goal is to estimate the probability of the extreme region

$$p_e = P(X \geq \lfloor q_e \rfloor), \quad (15)$$

where q_e is the 99.99 percentile of Y , i.e., the value exceeded once every 10 000 times on average. The strategy pursued is to select an integer threshold u as the 95th empirical percentile of the sample, fit a parametric distribution to the exceedances $X - u \mid X \geq u$, and use it to extrapolate the tail and estimate p_e . It holds $X \in \text{D-MDA}_{1/2}$ and $X \in \text{MDA}_{1/2}$, which motivates the choice of a GPD and D-GPD as seen in Section 1. We implement two variants of the GPD approximation: the first has no continuity correction and the second

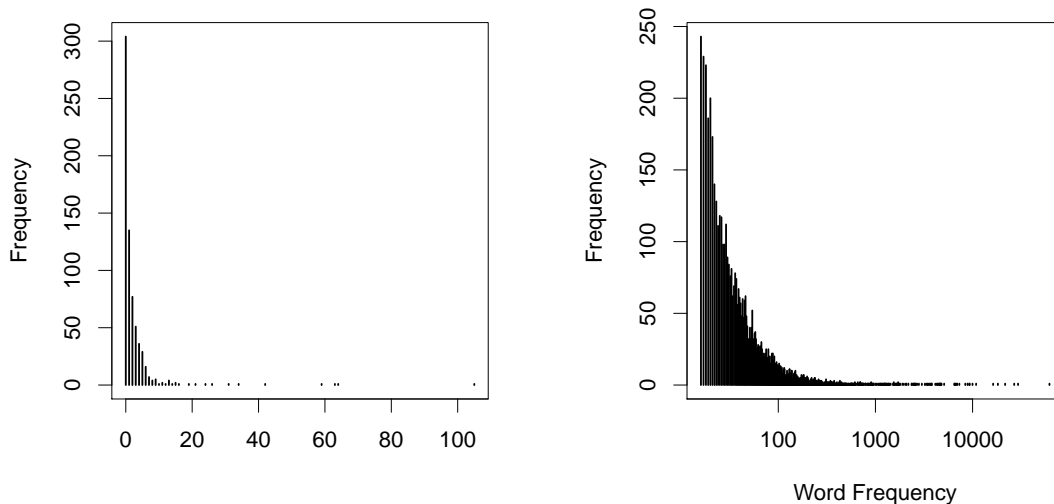


Figure 2: On the left: frequency plot of a sample of $X - 2 \mid X \geq 2$ of size 701 for X defined in (14). On the right: frequency plot of the 5588 most frequent words in a British corpus (x axis on log-scale).

shifts the observations by $-\delta = -\frac{1}{2}$. It is not immediate if the probability mass function of X is in D-MDA and we thus apply the GZD approximation heuristically.

As a benchmark, we will also estimate p_e from a sample of the continuous variable Y (as opposed to its discretization X). In this context, the GPD approximation is motivated by the fact that $Y \in \text{MDA}_{1/2}$, and we thus fit a GPD to $Y - u \mid Y \geq u$.

A frequency plot of a sample of $X - u \mid X \geq u$ is displayed in Figure 2 on the left-hand side. For each model, we compute maximum likelihood estimators for σ and ξ by performing a two dimensional maximization using the function `optim` of R (R Core Team [2015]) with starting values $(1, 1)$. We then compute p_e and approximate 90% confidence intervals under asymptotic normality of the estimators. Table 1 displays: the average parameters p_e , ξ and σ over the 500 experiments, the average length of the confidence intervals, the true length and their coverage. True length is the length the intervals should have had to contain the estimates across the 500 experiments 90% of the time. Coverage indicates the proportion of time the truth lies in the confidence interval.

It appears that the D-GPD and GZD approximations accurately estimate p_e from the discretized data with a coverage close to the correct one of 90%, and that their performance is good relative to the situation of full information where the continuous data are available. On the other hand, the GPD approximation with $\delta = \frac{1}{2}$ is inaccurate and the GPD with $\delta = 0$ performs very poorly (misleadingly, the latter has a larger likelihood at the

	$p_e \times 10^3$		ξ	σ
	mean (cov, len)	true length	mean (cov, len)	mean (len)
truth	0.10		0.5	
$Y - u \mid Y \geq u$				
GPD	0.10 (87%, 0.16)	0.16	0.49 (95%, 0.22)	1.19 (0.30)
$X - u \mid X \geq u$				
D-GPD	0.10 (86%, 0.17)	0.16	0.49 (95%, 0.23)	1.19 (0.33)
GZD	0.11 (88%, 0.17)	0.17	0.50 (95%, 0.24)	1.39 (0.29)
GPD $_{\delta=\frac{1}{2}}$	0.04 (20%, 0.07)	0.08	0.37 (22%, 0.18)	1.43 (0.32)
GPD $_{\delta=0}$	7.93 (83%, 23.97)	11.25	8.27 (0%, 1.24)	0.00 (0.00)

Table 1: Performance of several methods in estimating the probability p_e of a rare event defined in (15). A generalized Pareto distribution (GPD) is fitted to the observations of Y exceeding $u = 2$, and the following distributions are fitted to exceedances of $X = \lfloor Y \rfloor$: a discrete generalized Pareto distribution (D-GPD), a generalized Zipf distribution (GZD) and a GPD with continuity correction δ . The table displays average maximum likelihood estimators for p_e , ξ and σ across 500 experiments. Coverage (cov) and average length (len) of 90% confidence intervals are shown between brackets. In each experiment, about 700 observations exceeded the threshold.

maximum likelihood estimate than the former). This illustrates why the D-GPD or GZD approximations should be preferred to the GPD approximation in situations similar to this simulated case.

We know that the D-GPD and GZD coincide with a geometric distribution when $\xi = 0$ and that they are asymptotically equivalent when $\xi > 0$ and $\sigma \rightarrow \infty$ (Proposition 2.4). Although σ is not particularly large in the above simulated case, the D-GPD and GZD approximations deliver very similar results. We point out that they outperform the Poisson and negative binomial distributions which would estimate p_e very poorly.

We remark few differences between the GPD fitted to exceedances of Y and the D-GPD fitted to exceedances of its discretization X , except that the former method yields slightly shorter confidence intervals. As a consequence of the invariance property in Proposition 2.7, the two methods would still give similar estimates of ξ if X would be defined by other forms of rounding than $X = \lfloor Y \rfloor$, such as using rounding or ceiling function.

In conclusion, we showed that the D-GPD and GZD approximations were able to estimate the probability of rare events in this example. These findings are supported by two complementary simulated cases with $Y \in \text{MDA}_\xi$ for $\xi = 0$ and $\xi < 0$ (Hitz [2016], Chapter 2). The D-GPD provides a more efficient method because its probability mass, survival and quantile functions are closed-form, but both distributions are useful to describe extreme values of discrete random variables, which we will further illustrate on real data sets.

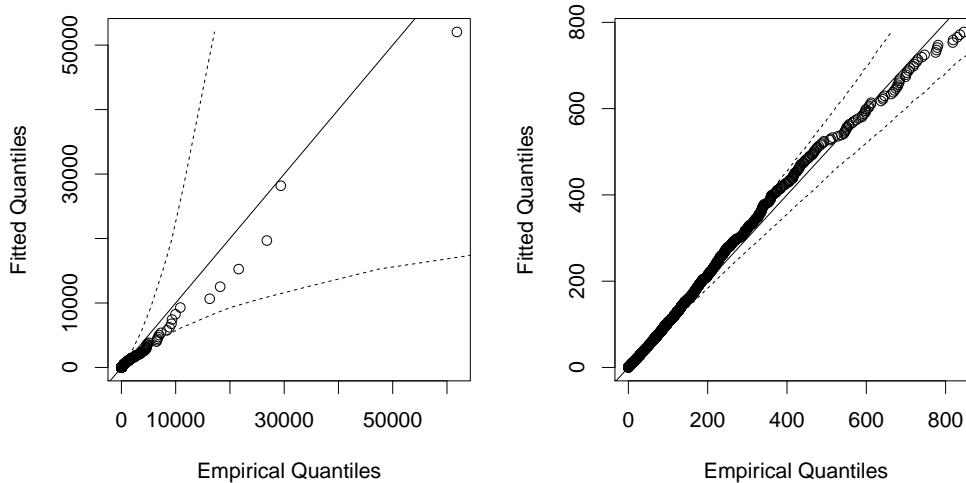


Figure 3: QQ-plots for a D-GPD fitted to the frequencies of the 5588 most frequent words in a British corpus. On the right, only percentiles below 99% are plotted. Dashed lines denote pointwise 90% confidence intervals.

3.2 Word Frequencies and Word Lengths

We consider a data set based on the British National corpus counting written and spoken English words (British National Corpus, [2007]) and are interested in modeling the frequency of the most popular words. The six most frequent words in the corpus are: “the”, “of”, “and”, “a”, “in” and “to.” Let X be the frequency at which a word occurs. We select a large threshold u and fit a GPD, a D-GPD and a GZD to $X - u \mid X \geq u$ by maximum likelihood. The GPD is implemented with continuity correction ($\delta = \frac{1}{2}$) and without ($\delta = 0$). Selecting an appropriate threshold is crucial when estimating high quantiles and can be based on techniques such as mean residual plots (see e.g. Davison and Smith [1990]). As our focus here is rather on describing the tail distribution of these word frequencies, we choose a relatively low threshold exceeded by 5588 observations. A frequency plot of $X \mid X \geq u$ is displayed on the right-hand side in Figure 2.

The D-GPD delivers a good fit as revealed by the QQ-plot in Figure 3; indeed, most observations lie within the pointwise 90% confidence intervals obtained by simulating 2000 times from the fitted model and computing empirical quantiles at each simulation. Table 2 presents maximum likelihood estimators for σ and ξ with 90% confidence intervals. Apart from the case of the GPD with $\delta = 0$, all models provide similar results as expected from Proposition 2.4 when σ is large. A Kolmogorov–Smirnov test for discrete data (Arnold and Emerson [2011]) leads to the same conclusion (in order to perform the test for the

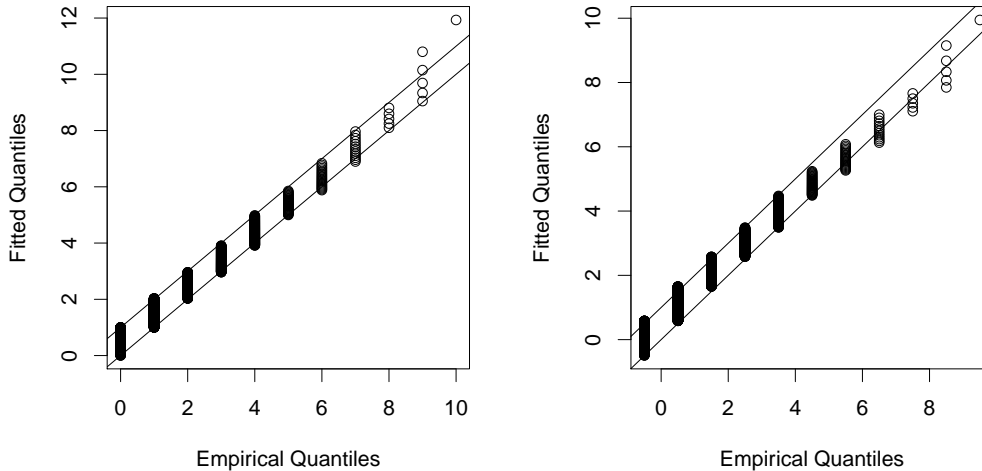


Figure 4: QQ-plots for a D-GPD (left) and GPD with $\delta = \frac{1}{2}$ (right) fitted to the length of the 2875 French words consisting of 15 letters or more. A good fit occurs when the lowest part of each accumulation of points is close to the line.

GPD, which is a continuous distribution, we assumed that data were rounded realizations of the fitted model). The analysis of frequencies of French words in a collection of books and movie subtitles leads to analogous results (Hitz [2016], Chapter 2). Since the GZD coincides with a Zipf–Mandelbrot distribution when $\xi > 0$, the above results are consistent with a common hypothesis in linguistic that word frequencies follow a Zipf-type law (see e.g. Booth [1967]).

We now consider the set of 150 000 words in the French lexical (New et al. [2004]) and denote by X the length of a word. The longest French word, for instance, is “anticonstitutionnellement”, consisting of 25 letters. Contrary to the word frequencies, this data set contains many tied observations and we want to see if this translates into a marked difference between the methods. We thus fit the models to $X - u \mid X \geq u$ with $u = 15$ (the 98% empirical percentile of the data), leaving 2875 exceedances. The D-GPD and GZD deliver a good fit and similar estimations between each other, and this time they clearly outperform the GPD approximation with $\delta = \frac{1}{2}$ as shown by QQ-plots in Figure 4 and discrete Kolmogorov–Smirnov tests in Table 2 (p-values are here computed by Monte Carlo simulation). Notice that the negative binomial also fits well the observations in this case.

To summarize, we have illustrated the adequacy of the D-GPD and GZD in describing the frequencies of the most common and longest words from large corpora. This data analysis supports the conclusion drawn earlier from the simulated case: the D-GPD and

Model	p-value	NLL	ξ	σ
Word Frequency				
British				
D-GPD	0.56	27896.6	0.88 _[0.84,0.93]	22.38 _[21.42,23.34]
GZD	0.56	27896.6	0.88 _[0.84,0.93]	22.82 _[21.87,23.77]
GPD _{$\delta=\frac{1}{2}$}	0.55		0.88 _[0.84,0.93]	22.39 _[21.43,23.34]
GPD _{$\delta=0$}	0.00		0.93 _[0.89,0.97]	20.89 _[19.96,21.81]
Negative binomial	0.00	29663.2		
Word length				
French				
D-GPD	0.85	3894.0	0.02 _[-0.01,0.06]	1.36 _[1.30,1.43]
GZD	0.84	3894.0	0.02 _[-0.01,0.06]	1.37 _[1.32,1.43]
GPD _{$\delta=\frac{1}{2}$}	0.00		-0.04 _[-0.06,-0.01]	1.51 _[1.45,1.57]
Negative binomial	0.75	3893.9		

Table 2: Fit of a GPD, D-GPD and GZD to frequencies of the most frequent words in a British corpus and length of the longest French words. The table displays the p-value of discrete Kolmogorov–Smirnov tests, negative log-likelihood (NLL) and maximum likelihood estimators with 90% confidence intervals. The sample sizes are 5588 for word frequencies and 2875 for word lengths.

GZD are preferred over the GPD to model extremes of discrete data when tied observations are frequent.

3.3 Tornadoes

Accurately assessing the risk of environmental hazards is crucial for insurance companies in particular, and we illustrate here how the D-GPD and GZD approximations can be useful techniques for this purpose.

We consider the data set studied in Tippett et al. [2016] which reports the number of extreme tornadoes per outbreak in the United States between 1965 and 2015. They defined an “extreme outbreak” as a sequence of twelve or more tornadoes occurring close to one another in time and that are rated F1 and greater on the Fujita scale, or EF1 and greater on the enhanced Fujita scale [Fuhrmann et al., 2014].

Let X be the number of such tornadoes per extreme outbreak. The authors found that observations from $X - u \mid X \geq u$ for $u = 12$ were well modeled by a GPD with linear temporal trend in the scale parameter and continuity correction $\delta = \frac{1}{2}$. The GPD, however, is not a discrete distribution and the D-GPD and GZD seem appropriate choices for this type of data. We fit these three distributions and find that they all achieve comparable quality of fit as shown in Table 3; linear trend in σ leads to significant improvements in

each case.

Model	NLL	ξ	σ_0	σ_t
D-GPD	1439.92	0.27 _[0.16,0.37]	4.81 _[3.64,5.99]	6.11 _[3.74,8.48]
GPD _{$\delta=\frac{1}{2}$}	1439.93	0.26 _[0.16,0.37]	4.86 _[3.68,6.04]	6.13 _[3.75,8.50]

Table 3: Fit of a D-GPD and GPD (with linear trend in the scale parameter) to the number of tornadoes per extreme tornado outbreak in the United States. Only the 435 outbreaks with more than 12 tornadoes were considered. The table displays negative log-likelihood (of the discretized model in the case of the GPD) and maximum likelihood estimates with 90% confidence intervals.

3.4 Multiple Births

We now turn our attention to a data set consisting of very small integer values to see if the D-GPD and GZD can describe tail distributions in this special case. We examine data counting multiple births in the United States from 1995 to 2014 (Hamilton et al. [2015]); its frequency table reads

single	twin	triplet	quadruplet	quint. or more
78 178 588	2 500 340	117 603	8 108	1 353.

Let X be the number of children at birth. We fit a right-censored D-GPD, GZD, negative binomial and Poisson distribution to $X^C - u \mid X^C \geq u$ for $u = 1$, where $X^C = \min(X, 5)$. As shown in the table below, which displays Bayesian information criteria (BIC) and maximum likelihood estimates, the D-GPD and GZD outperform the Poisson and negative binomial distributions, and are useful methods if one must estimate, for example, the probability that an American women delivers sextuplets.

	BIC	ξ	σ
D-GPD	546 441.2	0.06 _[0.06,0.06]	0.30 _[0.30,0.30]
GZD	546 440.6	0.06 _[0.06,0.07]	0.32 _[0.32,0.32]
Negative binomial	546 547		
Poisson	552 284		

The applicability of the D-GPD and GZD approximations for estimating tail distributions when the selected threshold u is a small integer should be more rigorously explored. Future work could also assess the validity of the approximations in the case $\xi < 0$, and compare them to a broader class of discrete distributions such as discrete compound Poisson distributions. Since the D-GPD and GZD delivered similar performances in the data

analysis carried out in this article, it would be interesting to further understand how they relate to one another.

Acknowledgements The first author is grateful to the Berrow Foundation for financial support and would like to thank Robin Evans, Gesine Reinert, David Steinsaltz and Jonathan Tawn for valuable advice and encouragement. This research was partially supported by the ARO grant W911NF-12-10385.

References

- C. W. Anderson. Extreme value theory for a class of discrete distributions with applications to some stochastic processes. *Journal of Applied Probability*, 7:99–113, 1970.
- C. W. Anderson. Local limit theorems for the maxima of discrete random variables. *Mathematical Proceedings of the Cambridge Philosophical Society*, 88(1):161–165, 1980.
- B. C. Arnold. *Pareto distribution*. International Cooperative Publishing House, Maryland, 1983.
- T. B. Arnold and J. W. Emerson. Nonparametric goodness-of-fit tests for discrete null distributions. *The R Journal*, 3(2):34–39, 2011.
- R. L. Axtell. Zipf distribution of US firm sizes. *Science*, 293:1818–1820, 2001.
- N. H. Bingham, C. M. Goldie, and J. L. Teugles. *Regular Variation*. Cambridge University Press, 1989.
- A. D. Booth. A law of occurrences for words of low frequency. *Information and Control*, 10(4):386–393, 1967.
- British National Corpus. Version 3 BNC XML edition, 2007.
- A. Buddana and T. J. Kozubowski. Discrete Pareto distributions. *Economic Quality Control*, 29(2):143–156, 2014.
- A. Clauset, C. R. Shalizi, and M. E. J. Newman. Power-law distributions in empirical data. *SIAM Review*, 51(4):661–703, 2009.
- A. C. Davison and R. L. Smith. Models for exceedances over high thresholds. *Journal of the Royal Statistical Society. Series B. Methodological*, 52(3):393–442, 1990.
- P. Embrechts, C. Klüppelberg, and T. Mikosch. *Modelling extremal events: for insurance and finance*. Springer, New York, 2013.
- C. M. Fuhrmann, C. E. Konrad, M. M. Kovach, J. T. McLeod, W. G. Schmitz, and P. G. Dixon. Ranking of tornado outbreaks across the United States and their climatological characteristics. *Weather and Forecasting*, 29(3):684–701, 2014.

- X. Gabaix. Zipf's law and the growth of cities. *The American Economic Review*, 89(2):129–132, 1999.
- B. E. Hamilton, J. A. Martin, M. J. Osterman, S. C. Curtin, and M. T.J. Births: Final data for 2014. *National Vital Statistics Reports*, 64(1), 2015.
- A. S. Hitz. *Modelling of Extremes*. PhD thesis, University of Oxford, 2016.
- T. J. Kozubowski, A. K. Panorska, and M. L. Forister. A discrete truncated Pareto distribution. *Statistical Methodology*, 26:135–150, 2015.
- H. Krishna and P. S. Pundir. Discrete Burr and discrete Pareto distributions. *Statistical Methodology*, 6(2):177–188, 2009.
- B. Mandelbrot. Contribution à la théorie mathématique des jeux de communication. *Publications de l'Institut de statistique de l'Université de Paris*, 1953.
- B. New, C. Pallier, M. Brysbaert, and L. Ferrand. Lexique 2: A new French lexical database. *Behavior Research Methods, Instruments, & Computers*, 36(3):516–524, 2004.
- J. Pickands, III. Statistical inference using extreme order statistics. *The Annals of Statistics*, 3: 119–131, 1975.
- F. Prieto, E. Gómez-Déniz, and J. M. Sarabia. Modelling road accident blackspots data with the discrete generalized Pareto distribution. *Accident Analysis & Prevention*, 71:38–49, 2014.
- R Core Team. *R: A Language and Environment for Statistical Computing*. R Foundation for Statistical Computing, 2015.
- S. I. Resnick. *Extreme values, regular variation, and point processes*. Springer, New York, 1987.
- T. Shimura. Discretization of distributions in the maximum domain of attraction. *Extremes*, 15(3): 299–317, 2012.
- M. K. Tippett, C. Lepore, and J. E. Cohen. More tornadoes in the most extreme US tornado outbreaks. *Science*, 354(6318):1419–1423, 2016.