

A search for peculiar stars in the open cluster Hogg 16

Stefano Cariddi^a, Naira M. Azatyan^b, Petr Kurfürst^c, Lýdia Štofánová^d, Martin Netopil^{c,e,*}, Ernst Paunzen^c, Olga I. Pintado^f, Yael J. Aidelman^{g,h}

^a*Dipartimento di Fisica e Astronomia “Galileo Galilei” - Università degli Studi di Padova, Vicolo dell’Osservatorio 3, 35122 Padova, Italy*

^b*Byurakan Astrophysical observatory, Byurakan 378433, Armenia*

^c*Department of Theoretical Physics and Astrophysics, Masaryk University, Kotlářská 2, 611 37 Brno, Czech Republic*

^d*Astronomical Institute, Charles University in Prague, 180 00 Praha 8, V Holešovičkách 2, Czech Republic*

^e*Institut für Astrophysik, Universität Wien, Türkenschanzstraße 17, A-1180 Wien, Austria*

^f*Centro de Tecnología Disruptiva, Universidad de San Pablo Tucumán, San Pablo, Tucumán, Argentina*

^g*Instituto de Astrofísica de La Plata, CCT La Plata, CONICET-UNLP, Paseo del Bosque S/N, B1900FWA, La Plata, Argentina*

^h*Departamento de Espectroscopía, Facultad de Ciencias Astronómicas y Geofísicas, Universidad Nacional de La Plata (UNLP), Paseo del Bosque S/N, B1900FWA, La Plata, Argentina*

Abstract

The study of chemically peculiar (CP) stars in open clusters provides valuable information about their evolutionary status. Their detection can be performed using the Δa photometric system, which maps a characteristic flux depression at $\lambda \sim 5200$ Å. This paper aims at studying the occurrence of CP stars in the earliest stages of evolution of a stellar population by applying this technique to Hogg 16, a very young Galactic open cluster (~ 25 Myr). We identified several peculiar candidates: two B-type stars with a negative Δa index (CD –60 4701, CPD –60 4706) are likely emission-line (Be) stars, even though spectral measurements are necessary for a proper classification of the second one; a third object (CD –60 4703), identified as a Be candidate in literature, appears to be a background B-type supergiant with no significant Δa index, which does not rule out the possibility that it is indeed peculiar as the normality line of Δa for supergiants has not been studied in detail yet. A fourth object (CD –60 4699) appears to be a magnetic CP star of 8 M_{\odot} , but obtained spectral data seem to rule out this hypothesis. Three more magnetic CP star candidates are found in the domain of early F-type stars. One is a probable nonmember and close to the border of significance, but the other two are probably pre-main sequence cluster objects. This is very promising, as it can lead to very strong constraints to the diffusion theory. Finally, we derived the fundamental parameters of Hogg 16 and provide for the first time an estimate of its metal content.

Keywords: open clusters and associations: individual (Hogg 16), stars: chemically peculiar, stars: emission-line, Be, techniques: photometric

1. Introduction

Chemically peculiar (CP) stars of the upper main sequence are B to early F-type stars that show a variety of elemental abundance pattern. Preston (1974) divided them into four groups: Am stars (CP1), Bp/Ap stars (CP2), HgMn stars (CP3), and He peculiar stars (CP4). Two groups (CP2 and CP4) also show strong and ordered magnetic fields up to about 30 kG, and in the following, we refer to them as magnetic chemically peculiar (mCP) stars. The study of mCP stars (and all other star groups as well) in open clusters provides valuable information about their evolutionary status, because open clusters provide strong constraints to the stellar age and other parameters. For example, already Young & Martin (1973) conducted a spectroscopic search for these objects in a number of clusters

to investigate their incidence. Later, Hartoog (1977) made use of the benefits of open clusters to study the rotation and magnetic braking of mCP stars. More recent works in this respect are for example by Bailey et al. (2014) and Landstreet et al. (2007) about the evolution of elemental abundances and magnetic field strength of mCP stars, or the study by Fossati et al. (2008) of Am stars in the Praesepe cluster.

Thorough statistical investigations require large samples of well confirmed cluster CP stars to cover a wide mass and age range. It is therefore essential to detect additional (preferably bright) candidates for detailed follow-up observations. However, a careful evaluation of the cluster membership is inevitable and might be complicated by the absence of datasets with complete kinematic information. We note that field mCP stars are also helpful to improve our knowledge of their evolutionary status, although one can not directly constrain the stellar age. Large samples with a measured *Hipparcos* parallax were analysed for example by Gomez et al. (1998) and Hubrig et al. (2000),

*Corresponding author. ©2017. This manuscript version is made available under the CC-BY-NC-ND 4.0 license <http://creativecommons.org/licenses/by-nc-nd/4.0/>

Email address: mn.netopil@gmail.com (Martin Netopil)

or recently by [Netopil et al. \(2017\)](#) based on a mix of *Hipparcos* and *Gaia* data.

The Δa photometric system ([Maitzen 1976](#)) allows an efficient detection of mCP star candidates because of the characteristic flux depression at $\lambda 5200 \text{ \AA}$ ([Kodaira 1969](#); [Kupka et al. 2003](#)). The iron abundance was found as the main contributor into the flux depression for the whole range of effective temperatures, while Cr and Si are important primarily for low effective temperatures ([Khan & Shulyak 2007](#)). By measuring the flux depression and the adjacent regions, peculiar objects can be easily separated from normal stars. [Paunzen et al. \(2005c\)](#) have shown that up to 95 % of mCP stars can be detected by Δa . Most objects display positive Δa values up to 60 mmag, though extreme values of the order of 100 mmag are also found ([Netopil et al. 2007](#)). The class of λ Bootis stars (see e.g. [Murphy & Paunzen 2017](#)) show moderate to strong underabundances of Fe-peak elements and have a detection efficiency comparable to the magnetic stars; almost two third can be detected at a limit of -10 mmag. Only extraordinary strong peculiar objects of other non-magnetic CP groups are outstanding in Δa . For example, the detection capability of Am stars is only 17 percent for a limit of $+10$ mmag in Δa ([Paunzen et al. 2005c](#)). Although variability or binarity might interfere the results, the photometric system can be considered as an efficient pre-selection tool in particular for mCP stars. The system was not only applied to Galactic field stars, open clusters ([Netopil et al. 2007](#)) and globular clusters ([Paunzen et al. 2014a](#)), but also to clusters in the Large Magellanic Cloud ([Paunzen et al. 2006a](#)), where photometric mCP star detections are also confirmed by spectroscopy ([Paunzen et al. 2011](#)).

This work presents a Δa study of the Galactic open cluster Hogg 16, a very young aggregate, which therefore adds an important contribution to a study of the occurrence of CP stars at the earliest stage of stellar evolution. A better knowledge of the evolutionary status of mCP stars is of importance to understand the mechanism of the magnetic field generation, the evolution of the magnetic field strength and its geometry, or to provide constraints for the diffusion theory.

The paper is arranged as follows: Section 2 describes the data and the reduction procedure, in Sect. 3 we derive the cluster parameters, Sect. 4 discusses the detected chemically peculiar objects, and finally Sect. 5 concludes the work.

2. Observations and data reduction

The photometric observations of Hogg 16 were performed on 2004 June 15 with the EFOSC2 instrument, installed on the 3.6 m telescope at ESO - La Silla within the program 073.C-0144(A), and the target field was centred on the main concentration of stars in the cluster area (J2000 RA 13:29:18, DEC $-61:12:00$). The field-of-view is about $5'2 \times 5'2$, and the 2×2 binning mode results in

a resolution of $0.31'' \text{ pixel}^{-1}$. Thus, we cover almost the complete cluster area if adopting a diameter of $6'$ as listed in the updated open cluster catalogue by [Dias et al. \(2002, version 3.5\)](#). We used a Δa filter set with the following characteristics: g_1 ($\lambda_c = 5007 \text{ \AA}$, FWHM = 126 \AA , $T_P = 78\%$), g_2 (5199, 95, 68), and y (5466, 108, 70). To cover the broadest possible magnitude range with a good signal-to-noise ratio and without saturation, a set of 10 observations in each filter with short (5 seconds) and longer exposures (70–100 seconds) were obtained, resulting in 60 scientific frames in total. The basic CCD reductions (bias subtraction and flatfield correction) and point-spread-function fitting were carried out with standard IRAF V2.16 routines. The method of calculating the normality line (the reference a index of apparently normal type stars), deriving the errors, and the calibration of our $(g_1 - y)$, and y measurements is identical to that of previous works (see e.g., [Netopil et al. 2005, 2007](#); [Paunzen et al. 2006b](#)) and we refer to them for more details.

We used the $(b - y)/V$ photometry by [McSwain & Gies \(2005\)](#) for the calibration of the $(g_1 - y)/y$ data to obtain standardised photometry. The transformation coefficients are given in Table 1. For completeness, also the results for the normality line (using stars earlier than spectral type F2) and of the linear fit to the broadband Johnson $(B - V)$ colours by [Vazquez & Feinstein \(1991\)](#) are listed. Our data provide a two magnitudes fainter limit than the last optical study of the target ([McSwain & Gies 2005](#)), which allows us to investigate also lower mass stars in the open cluster. We also queried for data in the I band from the Denis survey ([Epchtein et al. 1997](#)) and JHK_s 2MASS photometry ([Skrutskie et al. 2006](#)), but we only adopted the most reliable 2MASS data that belong to the quality category A.

Furthermore, we queried for proper motion data in the UCAC5 ([Zacharias et al. 2017](#)), UCAC4 ([Zacharias et al. 2013](#)), and PPMXL ([Roeser et al. 2010](#)) catalogues and derived kinematic membership probabilities using a completely non-parametric approach ([Galadi-Enriquez et al. 1998](#); [Balaguer-Núñez et al. 2004](#)). We note that a comparison of the individual results does not show any correlation of the membership probabilities. The median proper motions agree very well, thus we attribute this finding to the errors of the measurements. These are taken into account in the membership analysis, but each catalogue shows different errors for individual objects. By considering the proper motion errors we selected kinematic 3σ members based on the currently most accurate UCAC5 data, followed by data from UCAC4 and PPMXL, respectively, if not covered by the primary source. Photometric data complement the member star selection by identifying objects that deviate from the cluster sequence in the colour-magnitude diagrams (CMD). For 72 stars out of 150 measured objects in the field we finally define a probable cluster membership.

Currently available radial velocity measurements are not helpful to constrain membership to this clusters. These

Table 1: Regression coefficients for the normality line and colour transformations based on a number (N) of stars. The errors of the last significant digits are given in parentheses.

	regression	N
a_0	$0.013(2) + 0.195(26).(g_1 - y)$	21
V	$2.116(48) + 0.999(4).y$	28
$(b - y)$	$0.320(6) + 1.652(32).(g_1 - y)$	28
$(B - V)$	$0.395(15) + 2.753(75).(g_1 - y)$	19

Table 2: Literature results for the open cluster Hogg 16.

$\log t$	d[pc]	$E(B - V)$	Reference
–	1810	0.42	Moffat & Vogt (1973)
<8.70	603	0.36	Fenkart et al. (1977)
7.41	2130	0.44	Vazquez & Feinstein (1991)
7.40	1905	0.45	Dambis (1999)
7.05	1585	0.41	Loktin et al. (2001)
7.26	1585	0.41	Kharchenko et al. (2005)
7.05	1585	0.41	McSwain & Gies (2005)
7.95	2059	0.41	Kharchenko et al. (2013)
7.04	3172	0.63	Aidelman et al. (2015)
≤ 7.40	2040	0.45	this study

are only available for four stars in our sample and mean cluster velocities differ significantly: Kharchenko et al. (2005) list $-36 \pm 7 \text{ km s}^{-1}$ based on four stars and Conrad et al. (2014) derived $-51 \pm 2 \text{ km s}^{-1}$ using data of two stars. Unfortunately, some spectra which are at our disposal (see also discussion in Sect. 4) are either of too low resolution or without sufficient standard star observations and do not offer accurate radial velocities for a few additional stars. A kinematic membership determination based only on proper motion data introduces limitations for distant clusters, which evidently do not show large differences in motion between the field and cluster population. This problem is nicely demonstrated for example in the work by Sanner et al. (2001). Future data releases of the *Gaia* mission will certainly provide the basis for detailed membership analyses of star clusters using precise proper motions, radial velocities, and parallaxes.

3. Parameters of Hogg 16

Several studies of Hogg 16 are available in the literature, and we list an overview of the open cluster parameters in Table 2. We note that the reddening values by Fenkart et al. (1977) and McSwain & Gies (2005) are based on the *RGU* and Strömgren system, respectively. These were transformed to $E(B - V)$ using the colour excess ratios by Steinlin (1968) and McCall (2004). Some studies list identical parameter values, thus these were probably adopted from the work by Loktin et al. (2001); see also the discussion by Netopil et al. (2015). Two studies (Fenkart et al. 1977; Kharchenko et al. 2013) list a much older age than the others. The first reference was certainly limited by the data and evolutionary models available at

that time. The result by the latter reference is based on 2MASS data and is part of a large compilation of open cluster parameters. They analysed about 3000 open clusters, thus only a little time can be probably spent for a detailed check of each object and discrepant parameter results are often reported in the literature (see e.g. discussion by Netopil et al. 2015). Nevertheless, most works quote a cluster age younger than about 30 Myr, and a distance close to 2 kpc. Aidelman et al. (2015) derived the largest distance and the highest reddening of Hogg 16 by using the Barbier-Chalange-Divan (BCD) spectrophotometric system and low-resolution spectroscopy obtained with the 2.15 m telescope at the Complejo Astronómico El Leoncito (CASLEO), San Juan, Argentina. They identified two populations in the direction of the cluster: a nearby young group (< 40 Myr) at a distance of 605 pc (in agreement with the result by Fenkart et al. 1977) and a more distant group with the parameters listed in Table 2. The latter population is most likely the cluster which was identified by the other references in Table 2.

Another open cluster (Collinder 272) is located about 11' away from Hogg 16. The cluster parameters are close to the ones of Hogg 16, thus Vazquez et al. (1997) noted that they could represent an example of a sequential formation. This cluster was already a target of the Δa study by Paunzen et al. (2002), but they have not detected any chemically peculiar object.

We applied the method by Pöhl & Paunzen (2010) to estimate the parameters of Hogg 16. It is based on photometric data and uses isochrones that are normalised to the zero-age main-sequence (ZAMS). In the following, we refer to it as the DG (differential grid) method. In an iterative way the cluster parameters distance, age, reddening, and metallicity can be derived. A comparison with metallicities derived from high-resolution spectroscopic data results in excellent agreement with a scatter of only about 0.05 dex (Heiter et al. 2014; Netopil et al. 2016). The method was already applied to almost all open clusters of the Δa survey, confirming a homogeneous scale of the cluster parameters (Netopil & Paunzen 2013).

For Hogg 16 we use the *UBV* data by Vazquez et al. (1997) to estimate the mean reddening of the B-type stars with the Q-method (Johnson 1958), resulting in $E(B - V) = 0.45 \pm 0.05$ mag based on 18 objects. The open cluster shows a slight differential reddening, a typical characteristic in young areas. Thus, in particular for the B-type cluster stars, the effective temperature as an input to the DG method will be uncertain if adopting a mean reddening. We therefore used the temperature calibration for the reddening-free Q-index by Netopil & Paunzen (2013). Additionally, we selected some fainter (cooler) stars with $(b - y)$, $(V - K_s)$, or $(V - I)$ photometry. These data were transformed to effective temperatures by applying the mean cluster reddening given above and the respective reddening ratios and temperature calibrations compiled by Netopil & Paunzen (2013). Finally, mean temperatures were derived for the cluster stars. However, we excluded

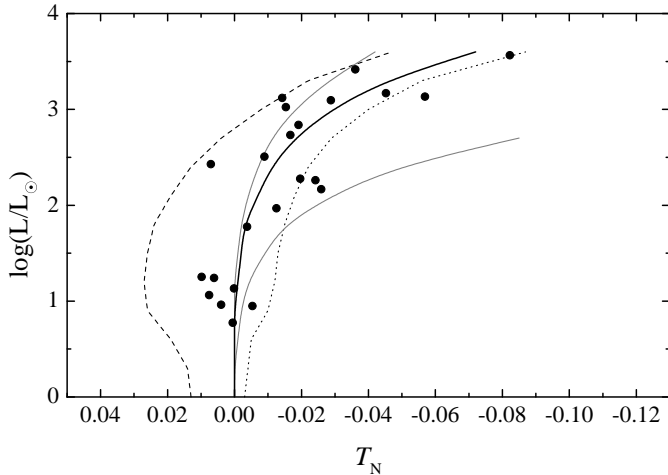


Figure 1: Hogg 16 analysed with the method by Pöhl & Paunzen (2010). The solid black line represents the solar metallicity isochrone for $\log t = 7.4$. The dashed and dotted lines represent the underabundant ($Z=0.01$) and overabundant ($Z=0.03$) isochrone of the same age, respectively. As comparison, we include solar metallicity isochrones with an age of $\log t = 7.2$ and 8.0 (grey lines). T_N is the temperature difference in dex between the star and the ZAMS at solar metallicity.

objects cooler than about 7000 K (the cut-off corresponds to early F-type stars). At the young age of Hogg 16 these objects are probably still on the pre main-sequence (PMS) and their inclusion would influence the DG method which relies only on the main-sequence. Figure 1 shows the solution for the cluster based on 23 normal type main-sequence member stars. The final cluster parameters of Hogg 16 apart from the reddening that we defined above are: $\log t = 7.4$, $(m - M)_0 = 11.55$ mag, and $Z = 0.021 \pm 0.007$. The derived Z value represents an iron abundance of $[\text{Fe}/\text{H}] = 0.01 \pm 0.16$ dex using the transformation suggested by Netopil et al. (2016). We note that the given age should be considered as an upper limit based on few higher mass main-sequence objects. With our limited data it is usually difficult to pin down the age of such young aggregates, because there are no highly evolved stars visible. Furthermore, an age spread owing to sequential star formation, for example, might be present as well.

We also show the results for the cluster in the conventional way, thus by fitting isochrones (Bressan et al. 2012) for solar metallicity to the CMDs (see Fig. 2). By adopting the distance modulus and age that we derived using the DG method, we verify the reddening also in other colours and estimate $E(b - y) = 0.32$ mag and $E(V - K_s) = 1.34$ mag. The use of the extinction ratios by McCall (2004) results in $E(B - V) = 0.43$ mag and $E(B - V) = 0.49$ mag for the $(b - y)$ and $(V - K_s)$ colours, respectively. Furthermore, we estimated $E(V - I) = 0.60$ mag, which corresponds to $E(B - V) = 0.44$ mag. The colour excesses suggest a normal reddening law ($R_V \sim 3.1$) for the cluster, in agreement with the result by Vazquez & Feinstein (1991). We note that the cluster membership is more uncertain for the fainter stars. Without additional

information (for example radial velocities) it is difficult to distinguish between field stars, cluster PMS objects, member stars in binaries, or somewhat higher reddened cluster stars. Sequential star formation might contribute to some additional broadening of the cluster sequence in the CMD as well. We therefore also show the PMS isochrone for 10 Myr in Figure 2. We note that the isochrones by Bressan et al. (2012) already include the PMS stage. The two isochrones cover the distribution of the stars in the CMD. However, based on the available data we are not able to conclude about a sequential star formation in the cluster, because a large fraction of binary stars could result in a similar appearance by a maximum shift of 0.75 mag to brighter magnitudes. As already mentioned, Aidelman et al. (2015) identified another young but much closer group of stars, and we show the isochrone for this population with the parameters derived by this reference in Fig. 2. Our covered field is probably small enough that the closer and more extended group does not influence our results. There is only one star in common with Aidelman et al. (2015) that belongs to the close group (CPD -60 4698, the bluest object in the left panel of Fig. 2). Furthermore, the position of the isochrones indicates that there is indeed very little interference with the distant Hogg 16 population.

3.1. The relationship of Hogg 16 with Collinder 272

The parameters of Hogg 16 agree very well with the somewhat more populous cluster Collinder 272, which was already analysed with the DG method: $\log t = 7.3$, $(m - M)_0 = 11.75$ mag, $E(B - V) = 0.43$ mag, and $[\text{Fe}/\text{H}] = 0.03$ dex (Netopil & Paunzen 2013; Netopil et al. 2016). The distances differ by only 200 pc ($\sim 10\%$), which is well within typical error ranges even among homogeneous approaches (Netopil et al. 2015). If we place both clusters at the same distance (~ 2 kpc), the angular separation of the cluster centres ($11'$) corresponds to only about 6 pc. Thus, a physical or evolutionary relationship between the two clusters is most likely as proposed by Vazquez et al. (1997). These authors derived a mean age of 13 Myr for Collinder 272, which is close to the result listed above, and they note that the bright stars of Hogg 16 have probably triggered the star formation in Collinder 272.

To further evaluate the results for the two clusters we make use of the recent results of the *Gaia* satellite mission (Gaia Collaboration et al. 2016). We queried for DR1-TGAS data in not overlapping regions around the two clusters and identified five and nine stars in Hogg 16 and Collinder 272, respectively, that are most likely members according to their colours, proper motion, and parallax. We derived a mean parallax of 0.49 ± 0.20 mas for Hogg 16 and 0.48 ± 0.14 mas for Collinder 272, both in very good agreement with the photometric results. However, we note that an average does not lead to a gain in precision, there is still a systematic uncertainty of 0.3 mas (Gaia Collaboration et al. 2016). Thus, the distances based on *Gaia* DR1 range from about 1.3 kpc to more than 5 kpc. The proper

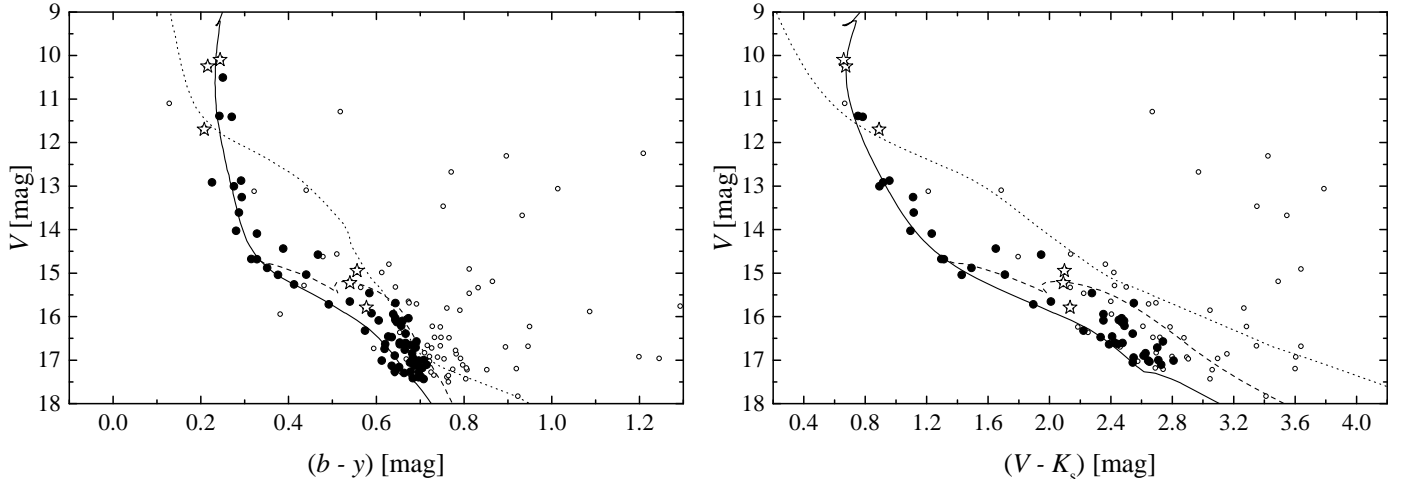


Figure 2: Colour-magnitude diagrams of stars in the area of Hogg 16. Filled black circles represent the identified member stars, smaller open circles are probable non-members, and the star symbols the identified peculiar objects. The isochrone by Bressan et al. (2012) for solar metallicity and the derived cluster parameters is overplotted as a solid line. The PMS isochrone part for 10 Myr is shown as dashed line, and we indicate the closer population that was identified by Aidelman et al. (2015) with the dotted line isochrone.

motion of the two clusters agrees within the errors as well. We obtain a mean motion $\mu_{\alpha^*}/\mu_{\delta}$ of $-3.90 \pm 0.61 / -1.85 \pm 0.92 \text{ mas yr}^{-1}$ and $-3.52 \pm 0.82 / -2.40 \pm 0.51 \text{ mas yr}^{-1}$ for Hogg 16 and Collinder 272, respectively.

We also investigate a $60'$ wide region around the two clusters and notice an indication of a bimodal parallax distribution, one peak mostly caused by the two clusters and another one at $1.38 \pm 0.12 \text{ mas}$. The latter might be related to the close group mentioned by Aidelman et al. (2015). However, we are not able to identify a common proper motion of the closer stars.

4. Chemically peculiar stars in Hogg 16

We used our photometric data to identify chemically peculiar candidate stars in the cluster Hogg 16. Figure 3 shows the diagnostic Δa diagram of the apparent member stars, the normality line, and the 3σ confidence interval. For better guidance, we also included lines that correspond to spectral types A0 and F2, respectively. The latter is the cool limit where classical chemically peculiar stars are in general still found. Table 3 lists the parameters of the stars along with the kinematic membership flag based on proper motion data. All photometric data of the open cluster are available in electronic form at the CDS; an excerpt is shown in Table 4.

4.1. Emission-line stars

Two B-type stars are located below the normality line, thus showing negative Δa indices. This is an indication of emission and the stars can be in general classified as Be stars. For the object CD-604701 the following spectral classifications are available in the literature: B1.5 V:ne (Garrison et al. 1977), and B3 V (Fitzgerald et al. 1979). Aidelman et al. (2015) list a spectral type of B1 III and

note that it is a Balmer emission-line object owing to the presence of a second Balmer discontinuity. The star was also classified as possible Be star by McSwain & Gies (2005) based on $H\alpha$ photometry. For the other Be star candidate (CPD-604706) there are neither spectral types available in the literature, nor the star shows signs of $H\alpha$ emission (McSwain & Gies 2005). More observations, in particular spectroscopic data are needed, because Be stars can show strong variations in the spectrum, and change between their Be and shell phase (see e.g. McSwain et al. 2009). Available UBV photometry for these two objects indicate a reddening that is in very good agreement with the cluster mean (see Vazquez & Feinstein 1991). Finally, the *Gaia* data (parallax and proper motion) allow us to conclude a definite cluster membership. We note that another listed Be star is in our field of view (CPD-604703; Fitzgerald et al. 1979). Aidelman et al. (2015) classify it as emission-line star of spectral type B0 Ib and it is therefore not a classical Be star. Although the *Gaia* data do not rule out a membership, the object is most likely a non-member of the cluster. Both, the high reddening ($\sim 1 \text{ mag}$; Fitzgerald et al. 1979; Aidelman et al. 2015) and the absolute magnitude of supergiants (Wegner 2006) indicate a background position. If we take the higher reddening into account, the star does not show up in Δa . Though, the characteristic of the normality line for supergiants is not studied yet in detail.

4.2. The photometric mCP star candidate CD-604699

One B-type star (CD-604699) is located well above the normality line in Fig. 3. The position in the Δa diagram and in the CMD indicates that it is probably a mCP star candidate of about $8 M_{\odot}$. Thus, it might belong to the most massive mCP stars, the helium peculiar objects. Fitzgerald et al. (1979) list a spectral type of B2 III, but

Table 3: Parameters of the candidate chemically peculiar stars. We also list the kinematic membership flag in σ based on the UCAC5/UCAC4/PPMXL data.

No. (Webda #) / ID	RA [deg]	DEC [deg]	V [mag]	Δa [mmag]	$(b-y)_0$ [mag]	M_V [mag]	membership σ
37 (-)	202.3946417	-61.2064550	15.22	+31	+0.21	+2.28	3/2/1
43 (60) / CPD -60 4706	202.3777375	-61.2032361	11.70	-30	-0.09	-1.11	2/1/2
46 (21) / CD -60 4699	202.2955583	-61.2003700	10.25	+43	-0.09	-2.59	-1/1
53 (14) / CD -60 4701	202.3928875	-61.1933342	10.10	-43	-0.07	-2.77	2/1/1
84 (258)	202.3280792	-61.1790592	14.95	+45	+0.22	+2.00	2/1/3
97 (-)	202.3052083	-61.1670183	15.79	+50	+0.24	+2.84	2/0/0

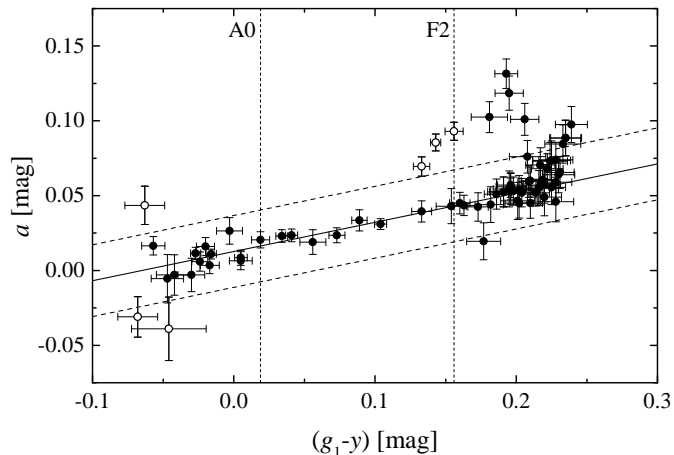


Figure 3: Diagnostic Δa diagram for the member stars of the open cluster Hogg 16. The normality line and the three σ confidence interval are shown as solid and dashed lines, respectively. The vertical dashed lines indicate the colour of the spectral types A0 and F2. Open circles show the chemically peculiar candidates that we discuss in the text.

the position of the star in the CMD does not support this luminosity class. We note that in the literature mCP stars are often misclassified as giants owing to the slow rotation and the resulting sharp spectral lines. Recently, [Aidelman et al. \(2015\)](#) obtained a spectral type of B2VI: based on the applied BCD system. All listed astrophysical parameter values for this star are flagged as uncertain by the authors, which could be caused by the chemically peculiar characteristic. [Cidale et al. \(2007\)](#) show for example that the BCD system fails in case of He-strong stars. Larger He/H ratios produce smaller Balmer discontinuities, which results in an overestimation of temperature.

We therefore investigate the spectrum used by [Aidelman et al. \(2015\)](#). However, beside a noticeable strong C II line at $\lambda 4267 \text{ \AA}$ the data appear inconclusive, probably owing to the spectral resolution (4.53 \AA every two pixel). We obtained an additional spectrum at the CASLEO observatory on 2016 January 27 with the same configuration, but unbinned and slightly shifted to the red. Furthermore, we observed the star at this observatory also with higher resolution ($R \sim 12500$) on 2016 March 30. Figure 4 shows portions of the medium resolution spectrum along with the best fitting synthetic spectrum. The latter was computed

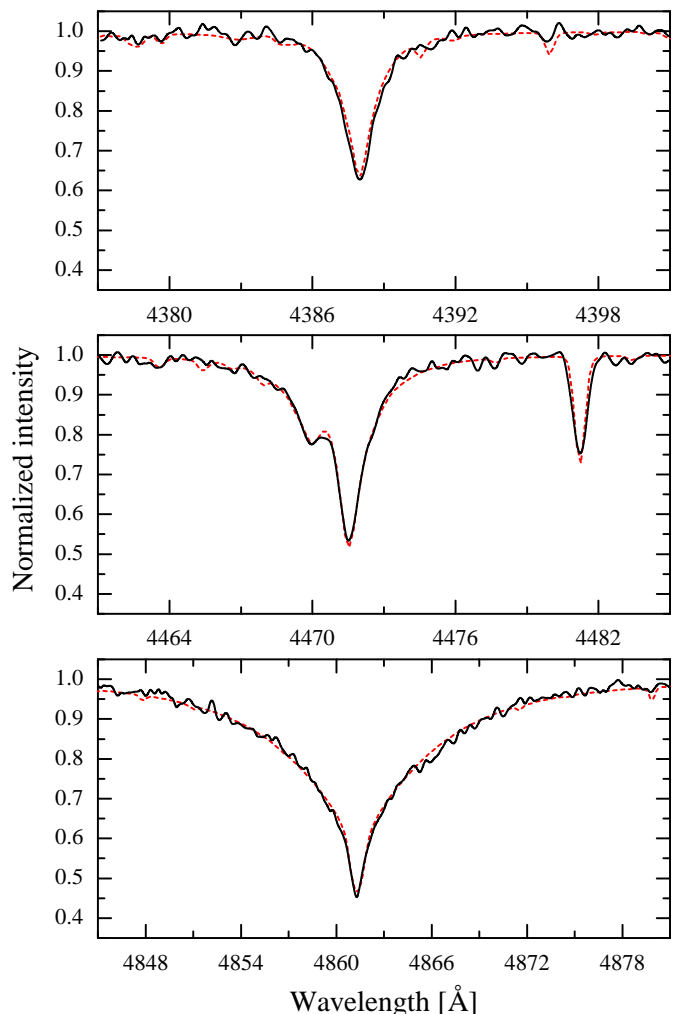


Figure 4: Details of the medium resolution spectrum of CD -60 4699, showing the spectral lines He I $\lambda 4387 \text{ \AA}$, He I $\lambda 4471 \text{ \AA}$ / Mg II $\lambda 4481 \text{ \AA}$, and H β . A synthetic spectrum for $T_{\text{eff}} = 22000 \text{ K}$, $\log g = 4.0$, and $[M/H] = 0.0$ is shown as dashed line.

using the program SPECTRUM (Gray & Corbally 1994) and an ATLAS9 model atmosphere (Castelli & Kurucz 2004) for $T_{\text{eff}} = 22000$ K, $\log g = 4.0$, $[M/H] = 0.0$, and a micro-turbulent velocity of 2 km s^{-1} . We notice very sharp spectral lines, indicating a $v \sin i \lesssim 20 \text{ km s}^{-1}$. Slow rotation is a well known characteristic of mCP stars, but the star appears normal also if we compare the equivalent widths of helium lines with results for B-type main-sequence stars (Leone & Lanzafame 1998).

Unfortunately, the medium resolution spectrum starts at a somewhat redder wavelength than the previously noticed strong C II line, but in the new low resolution data the line appears normal. There is certainly still the possibility that the object was observed at mistimed phases, but based on the available data we have to classify it as a normal B2V star. We also note that it was identified as double star based on HIPPARCOS/*Tycho-2* data (Fabricius et al. 2002; van Leeuwen 2007), but it is unfortunately not included in the first *Gaia* data release. The positive Δa detection might be also influenced by variability. For example, β Cephei pulsation is possible in early B-type stars. Most objects of this group are also slow rotators (Stankov & Handler 2005), thus the low $v \sin i$ value of the star does not contradict such a classification. The object is covered by ‘The All Sky Automated Survey’ (ASAS, Pojmanski 1997), which provides continuous photometric monitoring of the whole sky. However, the low spatial resolution of the survey results in blends with another nearby bright star. Thus, the data are not well suited to study the photometric variability. Beside new photometric measurements also some additional spectroscopic or even polarimetric data are needed for a final conclusion about the nature of this object and to investigate the reasons for the spectroscopic non-confirmation as mCP star. These will help either to explain the Δa detection as a result of binarity or variability, but also to verify if the current spectroscopic observations were obtained at a mistimed phase.

4.3. Cooler type mCP candidates

Three mCP candidates are found in the domain of early F-type stars, though one object (No. 37) is very close to the border of significance. Another object (No. 97) lies at the F2 spectral type borderline in Fig 3, but only the recent and most accurate UCAC5 proper motion data indicate a probable kinematic membership. Two objects (No. 37 and 84) deviate significantly from the cluster sequence and are located close to the 10 Myr PMS isochrone. These, and some other ‘normal’ type stars, are therefore somewhat younger than the age inferred from the higher mass stars. In Section 3.1 we discussed the possible relationship of Hogg 16 with Collinder 272. Thus, we either see a scenario of mutually triggered star formation, or these stars are members in the outskirts of the younger cluster Collinder 272. Note that both open clusters show comparable proper motions. Upcoming *Gaia* data releases will probably allow us a more detailed analysis of the cluster areas and their member stars.

We investigated the spectral energy distribution (SED) of all three mCP star candidates using the fitting tool by Robitaille et al. (2007) and the VO Sed Analyzer (VOSA; Bayo et al. 2008). Both tools allow to set interstellar extinction as the free parameter. For the stars No. 84 and 97 the results agree well with the cluster reddening, but for the star No. 37 the estimated interstellar extinction ranges from about 0.6 mag to 0.9 mag (the higher value obtained by VOSA). These results make the detection of the star No. 37 as mCP object uncertain because of two reasons: first, the low reddening places the object more distant from the cluster sequence, which would indicate a non-membership. Second, the reddening correction in Δa (Paunzen et al. 2005b, 2014b) results in an insignificant value of the peculiarity index. The UCAC5 data for the star also show the lowest kinematic membership probability among the covered peculiar candidates. However, additional photometric data in the *U* band at least are needed to obtain a better coverage of the SED. We note that data from the Wide-field Infrared Survey Explorer (WISE; Cutri & et al. 2013) show an IR-excess for the stars No. 84 and 97 that starts at the W3 ($11.6 \mu\text{m}$) band. For the remaining star, the WISE data are uncertain in the two reddest filters owing to S/N ratios well below 2. The presence of an IR-excess is an indication for circumstellar material around a young (PMS) object. The detection of definite PMS mCP stars will provide strong constraints for the diffusion theory. The stars No. 84 and 97 are certainly the most promising objects for follow-up observations. Netopil et al. (2014a) presented a spectroscopic study of a PMS mCP candidate in the young cluster Stock 16, which was detected with Δa photometry as well. They noticed that the detection was caused by a slightly lower reddening of the star, but the object belongs to another CP group, the metallic line (Am) stars. Though, a comparable spectroscopic study of the new candidates presented here is more difficult owing to the much fainter magnitudes ($V \sim 15 - 16$ mag).

Figure 3 shows some more peculiar candidates among the coolest and faintest stars. These correspond to late F-type stars and cannot be considered as classical CP objects. However, in particular the problems in defining the cluster membership makes the detection too uncertain, and we therefore do not list them in Table 3. Furthermore, in the light of the possible PMS one would expect more stars with negative Δa values owing to emission (see discussion by Paunzen et al. 2005a). Spectroscopic data and photometry in the Strömgren-Crawford $uvbyH\beta$ system are beneficial to verify the detected candidates, to derive individual reddening values for all cluster stars, and to perform a more detailed membership analysis.

5. Summary and conclusions

We analysed the very young open cluster Hogg 16, which adds an important contribution to the investigation

Table 4: Photometric data of the observed stars. The Δa indices are only given for the member stars (m). The complete catalogue is available in [electronic form at the CDS](#).

ID	RA [deg]	DEC [deg]	$(g_1 - y)$ [mag]	$\sigma(g_1 - y)$ [mag]	a [mag]	$\sigma(a)$ [mag]	Δa [mmag]	$(b - y)$ [mag]	V [mag]	member
1	202.3031417	-61.2402489	0.298	0.010	0.102	0.009		0.81	14.90	nm
2	202.3363500	-61.2338533	0.195	0.010	0.119	0.011	68	0.64	16.90	m
3	202.3273333	-61.2315389	0.181	0.013	0.102	0.010	54	0.62	16.74	m
4	202.3025208	-61.2312953	0.245	0.013	0.072	0.010		0.72	17.28	nm
5	202.2745708	-61.2310086	0.019	0.006	0.021	0.005	4	0.35	14.88	m

of the occurrence of CP stars at the earliest stage of their evolution.

We used the DG method by Pöhl & Paunzen (2010) to estimate the global parameters of Hogg 16, however, particularly for the B-type cluster stars we applied the Q-method on available UBV data to estimate the mean reddening $E(B - V) = 0.45 \pm 0.05$ mag.

The remaining cluster parameters of Hogg 16 are $\log t \leq 7.4$, $(m - M)_0 = 11.55$ mag, and $Z = 0.021 \pm 0.007$. The parameters agree very well with the results for the neighbouring somewhat more populous cluster Collinder 272, suggesting a physical relationship of the two objects. Assuming roughly the same distance for both objects, the angular separation of their centres ($11'$) corresponds to only about 6 pc. The proper motions of the two clusters agree within the errors as well.

The characteristic flux depression of mCP stars at $\lambda \sim 5200$ Å allows an efficient detection of these objects by the Δa photometric system. We therefore used this photometric system for an investigation of Hogg 16. The diagnostic Δa diagram shows two stars with negative Δa indices, which is an indication of emission and the objects can be classified as Be stars. One object (CD -60 4701) was also classified as possible Be star using $H\alpha$ photometry. For the other Be star candidate (CPD -60 4706) there are neither spectral types available in the literature, nor the star shows signs of (photometric) $H\alpha$ emission. More observations, in particular spectroscopic data, are clearly needed owing to the strong spectral variability of Be stars. For another Be star in our field of view (CPD -60 4703) the available data suggest that the object is most likely a non-member supergiant. One B-type star (CD -60 4699) is located well above the normality line in the Δa diagram and its position in the CMD indicates that it is probably a mCP candidate with a mass of about $8 M_\odot$. Thus, it might belong to the most massive mCP stars, the helium peculiar objects. However, an analysis of spectral data does not confirm this hypothesis.

Three mCP star candidates (No. 37, 84, and 97) are found in the domain of early F-type stars. One object (No. 37) is very close to the border of significance and is possibly not a cluster star owing to a lower reddening. However, the other two are probable PMS mCP objects, an assumption based on the position in the CMDs and the found IR-excess. According to their ages, it is also not clear if they indeed belong to Hogg 16 or are outskirt

area members of Collinder 272. Upcoming data releases of the *Gaia* mission will certainly help to distinguish the two populations more clearly. In any case, the detection of PMS mCP candidates might be a very promising result, because it can impose very strong constraints for the diffusion theory. Though, spectroscopic follow-up observations are needed to confirm their nature. There are some additional peculiar candidates among the coolest and faintest stars. These would correspond to very late F-type stars and cannot be considered as classical CP objects. Additional spectroscopic data are certainly needed to verify also the nature of these objects.

The frequency of mCP stars in very young open clusters appears in general low if inspecting the Δa results of other young objects (e.g. Paunzen et al. 2002). Netopil et al. (2014b) present a preliminary reanalysis of previous Δa studies, which shows a clear dependence of the mCP incidence as a function of the cluster age and a maximum frequency between about 50 Myr and 200 Myr. This corresponds to the age range when most mCP stars are on the main-sequence. However, by a comparison with semi-theoretical mCP frequencies, they conclude that mCP stars are already developed as soon as they arrive onto the main sequence or even before. In each age group, there are cluster to cluster variations of the mCP incidence, suggesting that additional dependencies (e.g. metallicity or galactic location) might be present which favour the formation of the objects. The open cluster NGC 2516, for example, hosts six mCP stars, whereas NGC 6451 is apparently free of mCP objects. Both clusters are very well studied in respect of their mCP star content and are of comparable age (~ 100 to 200 Myr). Future data releases of the *Gaia* satellite mission along with a larger Δa cluster sample will certainly provide more details on this topic.

Acknowledgements

MN acknowledges the support by the Czech Science Foundation [14-26115P] and we also acknowledge a grant by MŠMT [7AMB17AT030]. OIP and YJA: Visiting Astronomer, Complejo Astronómico El Leoncito operated under agreement between the Consejo Nacional de Investigaciones Científicas y Técnicas de la República Argentina and the National Universities of La Plata, Córdoba and San Juan. YJA: This work is within of the subsidy of the National University of La Plata

(jóvenes investigadores 2016). This research has made use of several catalogues and tools: The WEBDA database, operated at the Department of Theoretical Physics and Astrophysics of the Masaryk University. VOSA, developed under the Spanish Virtual Observatory project supported from the Spanish MICINN through grant AyA2011-24052. Data products from the Wide-field Infrared Survey Explorer, which is a joint project of the University of California, Los Angeles, and the Jet Propulsion Laboratory/California Institute of Technology, funded by the National Aeronautics and Space Administration. Data from the European Space Agency (ESA) mission *Gaia* (<http://www.cosmos.esa.int/gaia>), processed by the *Gaia* Data Processing and Analysis Consortium (DPAC, <http://www.cosmos.esa.int/web/gaia/dpac/consortium>). Funding for the DPAC has been provided by national institutions, in particular the institutions participating in the *Gaia* Multilateral Agreement. We also thank the organizers of the Awareness conference on European Astronomy in the Optical and IR domain: An ESO/Opticaon/IAU summer school on modern instruments, their science case, and practical data reduction, which took place in Brno, Czech Republic, in Sept. 2015.

References

- Aidelman, Y., Cidale, L. S., Zorec, J., & Panei, J. A. 2015, *A&A*, 577, A45
- Bailey, J. D., Landstreet, J. D., & Bagnulo, S. 2014, *A&A*, 561, A147
- Balaguer-Núñez, L., Jordi, C., Galadí-Enríquez, D., & Zhao, J. L. 2004, *A&A*, 426, 819
- Bayo, A., Rodrigo, C., Barrado Y Navascués, D., et al. 2008, *A&A*, 492, 277
- Bressan, A., Marigo, P., Girardi, L., et al. 2012, *MNRAS*, 427, 127
- Castelli, F. & Kurucz, R. L. 2004, *ArXiv Astrophysics e-prints* [astro-ph/0405087]
- Cidale, L. S., Arias, M. L., Torres, A. F., et al. 2007, *A&A*, 468, 263
- Conrad, C., Scholz, R.-D., Kharchenko, N. V., et al. 2014, *A&A*, 562, A54
- Cutri, R. M. & et al. 2013, *VizieR Online Data Catalog*, 2328, 0
- Dambis, A. K. 1999, *Astronomy Letters*, 25, 7
- Dias, W. S., Alessi, B. S., Moitinho, A., & Lépine, J. R. D. 2002, *A&A*, 389, 871
- Epchtein, N., de Batz, B., Capoani, L., et al. 1997, *The Messenger*, 87, 27
- Fabricius, C., Høg, E., Makarov, V. V., et al. 2002, *A&A*, 384, 180
- Fenkart, R. P., Binggeli, B., Good, D., et al. 1977, *A&AS*, 30, 307
- Fitzgerald, M. P., Luiken, M., Maitzen, H. M., & Moffat, A. F. J. 1979, *A&AS*, 37, 345
- Fossati, L., Bagnulo, S., Landstreet, J., et al. 2008, *A&A*, 483, 891
- Gaia* Collaboration, Brown, A. G. A., Vallenari, A., et al. 2016, *A&A*, 595, A2
- Galadí-Enríquez, D., Jordi, C., & Trullols, E. 1998, *A&A*, 337, 125
- Garrison, R. F., Hiltner, W. A., & Schild, R. E. 1977, *ApJS*, 35, 111
- Gomez, A. E., Luri, X., Grenier, S., et al. 1998, *A&A*, 336, 953
- Gray, R. O. & Corbally, C. J. 1994, *AJ*, 107, 742
- Hartoog, M. R. 1977, *ApJ*, 212, 723
- Heiter, U., Soubiran, C., Netopil, M., & Paunzen, E. 2014, *A&A*, 561, A93
- Hubrig, S., North, P., & Mathys, G. 2000, *ApJ*, 539, 352
- Johnson, H. L. 1958, *Lowell Observatory Bulletin*, 4, 37
- Khan, S. A. & Shulyak, D. V. 2007, *A&A*, 469, 1083
- Kharchenko, N. V., Piskunov, A. E., Röser, S., Schilbach, E., & Scholz, R.-D. 2005, *A&A*, 438, 1163
- Kharchenko, N. V., Piskunov, A. E., Schilbach, E., Röser, S., & Scholz, R.-D. 2013, *A&A*, 558, A53
- Kodaira, K. 1969, *ApJ*, 157, L59
- Kupka, F., Paunzen, E., & Maitzen, H. M. 2003, *MNRAS*, 341, 849
- Landstreet, J. D., Bagnulo, S., Andretta, V., et al. 2007, *A&A*, 470, 685
- Leone, F. & Lanzafame, A. C. 1998, *A&A*, 330, 306
- Loktin, A. V., Gerasimenko, T. P., & Malysheva, L. K. 2001, *Astronomical and Astrophysical Transactions*, 20, 607
- Maitzen, H. M. 1976, *A&A*, 51, 223
- McCall, M. L. 2004, *AJ*, 128, 2144
- McSwain, M. V. & Gies, D. R. 2005, *ApJS*, 161, 118
- McSwain, M. V., Huang, W., & Gies, D. R. 2009, *ApJ*, 700, 1216
- Moffat, A. F. J. & Vogt, N. 1973, *A&AS*, 10, 135
- Murphy, S. J. & Paunzen, E. 2017, *MNRAS*, 466, 546
- Netopil, M., Fossati, L., Paunzen, E., et al. 2014a, *MNRAS*, 442, 3761
- Netopil, M. & Paunzen, E. 2013, *A&A*, 557, A10
- Netopil, M., Paunzen, E., & Carraro, G. 2015, *A&A*, 582, A19
- Netopil, M., Paunzen, E., Heiter, U., & Soubiran, C. 2016, *A&A*, 585, A150
- Netopil, M., Paunzen, E., Hümmerich, S., & Bernhard, K. 2017, *MNRAS*, 468, 2745
- Netopil, M., Paunzen, E., Maitzen, H. M., et al. 2005, *Astronomische Nachrichten*, 326, 734
- Netopil, M., Paunzen, E., Maitzen, H. M., et al. 2007, *A&A*, 462, 591
- Netopil, M., Paunzen, E., Maitzen, H. M., Pintado, O. I., & Iliev, I. K. 2014b, in *Putting A Stars into Context: Evolution, Environment, and Related Stars*, ed. G. Mathys, E. R. Griffin, O. Kochukhov, R. Monier, & G. M. Wahlgren, 10–18
- Paunzen, E., Iliev, I. K., Pintado, O. I., et al. 2014a, *MNRAS*, 443, 2492
- Paunzen, E., Maitzen, H. M., Pintado, O. I., et al. 2006a, *A&A*, 459, 871
- Paunzen, E., Netopil, M., & Bord, D. J. 2011, *MNRAS*, 411, 260
- Paunzen, E., Netopil, M., Iliev, I. K., et al. 2005a, *A&A*, 443, 157
- Paunzen, E., Netopil, M., Iliev, I. K., et al. 2006b, *A&A*, 454, 171
- Paunzen, E., Netopil, M., Maitzen, H. M., et al. 2014b, *A&A*, 564, A42
- Paunzen, E., Pintado, O. I., & Maitzen, H. M. 2002, *A&A*, 395, 823
- Paunzen, E., Schnell, A., & Maitzen, H. M. 2005b, *A&A*, 444, 941
- Paunzen, E., Stütz, C., & Maitzen, H. M. 2005c, *A&A*, 441, 631
- Pöhl, H. & Paunzen, E. 2010, *A&A*, 514, A81
- Pojmanski, G. 1997, *Acta Astron.*, 47, 467
- Preston, G. W. 1974, *ARA&A*, 12, 257
- Robitaille, T. P., Whitney, B. A., Indebetouw, R., & Wood, K. 2007, *ApJS*, 169, 328
- Roeser, S., Demleitner, M., & Schilbach, E. 2010, *AJ*, 139, 2440
- Sanner, J., Brunzendorf, J., Will, J.-M., & Geffert, M. 2001, *A&A*, 369, 511
- Skrutskie, M. F., Cutri, R. M., Stiening, R., et al. 2006, *AJ*, 131, 1163
- Stankov, A. & Handler, G. 2005, *ApJS*, 158, 193
- Steinlin, U. W. 1968, *Zeitschrift für Astrophysik*, 69, 276
- van Leeuwen, F. 2007, *A&A*, 474, 653
- Vazquez, R. A., Baume, G., Feinstein, A., & Prado, P. 1997, *A&AS*, 124, 13
- Vazquez, R. A. & Feinstein, A. 1991, *A&AS*, 90, 317
- Wegner, W. 2006, *MNRAS*, 371, 185
- Young, A. & Martin, A. E. 1973, *ApJ*, 181, 805
- Zacharias, N., Finch, C., & Frouard, J. 2017, *AJ*, 153, 166
- Zacharias, N., Finch, C. T., Girard, T. M., et al. 2013, *AJ*, 145, 44